



Hult International Business School

City of Cambridge
Town & Gown Report

February 7, 2023



About Hult

OUR HISTORY



Our Global Hult Community



Students



Nationalities



**Full Time Campuses
(& One Rotation Center)**




*Full-Time
Campuses*



Cambridge



London



San Francisco



Dubai

Rotation Center



New York



Cambridge Academic Offerings

Business degrees designed to challenge

Undergraduate

Full-time Bachelor of Business Administration degree for high school graduates

Master's

Full-time Master's degree programs in general business and specialized disciplines

MBA

On-campus or online, Hult has a range of full-time and part-time MBA programs

Dual Degree

Double your chances in the global job market with a Dual Degree from Hult, which sees you earn two triple-accredited degrees in as little as 18 months



Cambridge Academic Programs (2022-23)

Undergraduate (UG) - Residential


- Bachelor of Business Administration (BBA)

Postgraduate (PG) - Residential

- Master of Business Administration (MBA)
- Executive MBA (EMBA)
- Master of International Business (MIB)
- Master of International Marketing (MIM)
- Master of Finance (MFIN)
- Master of Business Analytics (MsBA)
- Dual Degree Programs – MIM, MFIN, MsBA

Postgraduate (PG) - Virtual

- Global Online Master of Business Administration



Enrollment Trends

	2018	2019	2020*	2021	2022	2025 (Projected)
Graduate	897	951	500	765	858	1200
Undergraduate	158	293	171	557	612	1100
Total Number of Students	1055	1244	671	1,322	1,470	2300

**2020 data account for in-person students only, using data from the fall 2020 term.*

The Cambridge Campus





Hult House Residence Hall

Hult House Turf Field

Basketball & Tennis Courts



Blue Bike
Location



Hult Point – Academic Building



Hult Center – Academic Building

Public Amenities & Community Space



- Turf Soccer Field
- TILT Gym
- Little Lingo Café & Bar
- North Point Park

Housing



- Hult House residence hall opened in fall 2019
- 500 bed dormitory, studio, and apartment configurations
- First floor café, gym & soccer field open to the public

Hult House Residents		
	Undergraduate	Postgraduate
2019-20	178	76
2020-21	251	88
2021-22	258	242

Residing Student Body Data



	Dorm	Cambridge	Somerville	Medford/ Malden	Others
Total Number of Students	34% (500)	10% (153)	9% (132)	6% (91)	40% (594)

Strategic & Long-Term Planning

- Expansion of Cambridge campus academic offerings:
 - New Undergraduate program growth
 - Online MBA program (launched Spring 2022)
- Evolving to equally balanced undergraduate and graduate campus of 2,300 students with no requirements for further campus expansion or development.

Sustainability & Resiliency Planning

- Properties incorporate energy efficiency & environmental sustainability components
- Hult House (opened 2019) designed to LEED v4 Gold standard
- Additional bike parking brought online in conjunction with Hult House opening – 340 long-term and 80 short-term spaces
- EF initiative to achieve carbon neutrality by 2031





Hult in the Community

Collaboration with CPSD

- Since 2013, EF & Hult have partnered with the City of Cambridge & CRLS to run the annual **Glocal Challenge**
- Collaborated with Cambridge public & charter high schools to recruit for the **Hult Scholar Grant** program (launched 2019-20)



Community Engagement Goals

- Increase Hult Scholar grant program recipients
- Collaboration within the community of Cambridge & Hult Space utility
 - Conferences, events, meeting spaces
 - Local area university clubs to host, non-profits for project collaborations with students
 - DIVCO West & Cambridge Crossing relationships with area companies



HULT
INTERNATIONAL
BUSINESS SCHOOL





Appendices



Table A: Faculty & Staff

A. FACULTY & STAFF¹

<i>Cambridge-based Staff</i>	2018	2019	2020	2021	2022	Projection ² (2025)
Head Count:	78	82	90	103	105	115
<i>Cambridge-based Faculty</i>						
Head Count:	16	16	20	18	23	25-30
Number of Cambridge Residents Employed at Cambridge Facilities:	8	8	8	53	28	28-55

Table B: Student Body

B. STUDENT BODY³	2018	2019	2020	2021	2022	Projection ⁴ (2024)	
<i>Please provide the following statistics about your Cambridge-based student body:</i>							
Total Undergraduate Students:	158	293	171*	557**	612	1000	
Day:	158	293	171	557	612		
Evening:	0	0	0	0	0		
Full Time:	158	293	171	557	612		
Part Time:	0	0	0	0	0		
Total Graduate Students:	897	951	500	765**	858	1200	
Day:	897	951	500	587**	858		
Evening:	0	0	0	0	0		
Full Time:	897	951	500	587**	770		
Part Time:	0	0	0	178	88	100	
Non-Degree Students:	0	0	0	0	0	0	
Total Students Attending Classes in Cambridge (inclusive of all categories above)	1,055	1,244	671	1,322	1,470	2300	
Number of Cambridge resident Undergraduate Applicants Accepted During 2021-22 Application Cycle:						4	

Table C: Student Residences

C. STUDENT RESIDENCES	2018	2019	2020	2021	2022	Projection ⁵ (2025)
<i>Number of Undergraduate Students residing in Cambridge:</i>						
In dormitories:	_____	178	76	237	258	400
Number with cars garaged in Cambridge ⁶ :	_____	1	0	2	2	2
In off campus affiliate housing ⁷ :	_____	_____	_____	_____	_____	_____
In off campus non-affiliate housing:	<u>85</u>	115	120	320	354	200
<i>Number of Graduate Students residing in Cambridge:</i>						
In dormitories:	_____	_____	251	180	242	200
Number with cars garaged in Cambridge ⁴ :	_____	3	3	2	2	3
In off campus affiliate housing ⁸ :	_____	_____	_____	_____	_____	_____
In off campus non-affiliate housing:	415	700	207	527	616	100

Table D: Facilities & Land Owned

D. FACILITIES & LAND OWNED

Provide a map of all real estate owned in the City of Cambridge. Categorize properties by use as appropriate (e. g., institutional/academic, student activities/athletic, dormitory/nontaxable residential, investment, etc.). Indicate publicly accessible open space. (Section VIII, Map 1):

	2018	2019	2020	2021	2022	Projection (2025)
Acres:						
Tax Exempt	_____	_____	_____	_____	_____	_____
Taxable	_____	_____	_____	_____	_____	_____
Number of Buildings: (Include both taxable and tax-exempt buildings)	_____	_____	_____	_____	_____	_____
Dormitories:						
Number of Buildings:	0	1	1	1	1	1
Number of Beds:	0	500	500	500	500	500
Size of Buildings (gross floor area):	_____	_____	_____	_____	_____	_____
Institutional/Academic	113,812	113,812	113,812	113,812	113,812	113,812
Student Activities/Athletic	_____	30,000	30,000	30,000	30,000	30,000
Dormitory/Nontaxable Residential	_____	_____	165,200	165,200	165,200	165,200
Commercial	_____	_____	_____	_____	_____	_____
Taxable Residential	_____	_____	_____	_____	_____	_____

Table E: Real Estate Leased*

Building	Address	Approx. area	Use
EFI (Hult Center)	1 Education Street	88,812 SF	Institutional/classroom
EFIII (Hult House)	10 Education Circle (previously North Point Boulevard)	153,031 SF	Institutional/dormitory
EFIV (Hult Point)	4 Museum Way (previously 17 Monsignor O'Brien)	25,000 SF	Institutional/classroom

**Lease agreement does not include 30,000 SF of student activities/athletic fields space.*

Table F: Payments to the City of Cambridge

F. PAYMENTS TO CITY OF CAMBRIDGE: ¹⁰

	FY 18	FY 19	FY 20	FY 21	FY 22
Real Estate Taxes Paid	\$	\$	\$	\$	\$
Payment in Lieu of Taxes (PILOT)	\$ 628,047	\$ 705,267	\$1,259,806	\$1,457,685	\$1,446,829
Water & Sewer Fees Paid	\$3,071	\$164,037	\$137,071	\$137,071	\$182,552
Other Fees & Permits Paid	\$	\$	\$	\$	\$