

Appendix A

Product Data Sheets

Fire Alarm Beacon

Knox Box

Belisle Windows

Prosoco EK Restoration Cleaner

Prosoco Graffiti Remover

Prosoco Sure Klean 800 Stain Remover

Keim Granital

Advanced Repair Technology Flex-Tec

West System Epoxy 105




MICRO IV™

Low Profile - Single Flash Strobe

- wide input voltage range
- universal mounting
- built-in RFI filters
- 10,000 hour strobe lamp
- ten year warranty on power supply
- one year warranty on lamp
- available in six lens colors
- UL recognized (all models)
- lens has hermetic o-ring seal
- NEMA 4X

The MICRO IV strobe family is an enhanced version of the MICROSTROBE featuring a power supply which operates over a wide input voltage range of 12–80VDC or 16–24VAC. The supply has a regulated output so that the lamp brightness and flash remain constant when operated over the rated input voltage range. The power supply is potted in polyurethane for the ultimate in protection from moisture, vibration and exposure to high voltage. The enclosure is all Lexan®, and the plug-in lamp is field replaceable. All units are polarity protected and have built-in filters to protect against radio interference and spike voltages. The MICRO IV is covered by a 10 year warranty. The MICRO IV and its guard are UL component recognized for type E, EE, and ES electric industrial trucks covered by UL standard #583.

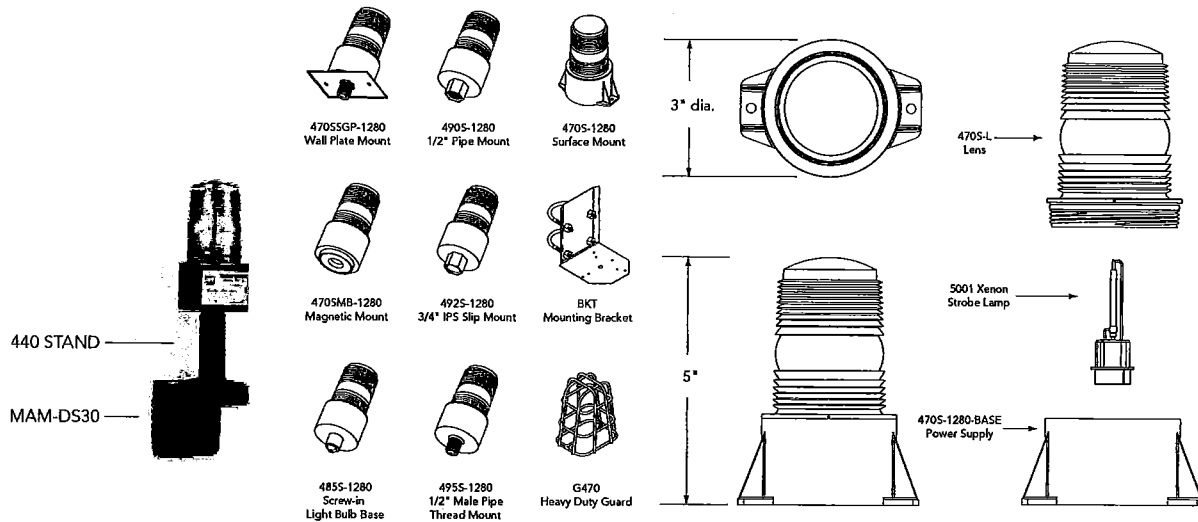
Lens Colors



Ordering Information

Please specify lens colors and model number when ordering. Available colors are Amber, Blue, Clear, Green, Purple and Red.

Model No.	Description	Voltage
470SSGP-1280	DC strobe, wall plate mount	12 – 80VDC
470S-1280	DC strobe, surface mount	12 – 80VDC
470SMB-1280	DC strobe, magnetic mount and 6' straight cord	12 – 80VDC
470SMB-1280/CC	DC strobe, magnetic mount and coil cord	12 – 80VDC
485S-1280	DC strobe, screw-in light bulb base	12 – 80VDC
490S-1280	DC strobe, 1/2" female pipe mount	12 – 80VDC
492S-1280	DC strobe, 3/4" IPS slip mount	12 – 80VDC
495S-1280	DC strobe, 1/2" male thread mount	12 – 80VDC



Specifications

Item	Description
Flash Rate	60 to 80 flashes per minute
Light Output	50 effective candlepower
Voltage and Amperage	12-80VDC draws 0.4A average @ 12VDC tapering to 0.05A average @ 80VDC 16-24VAC draws 0.35A average
Power Supply Output 2.7 Watts	1.9 joules per flash
Size and Weight	5" tall x 3" dia. x 0.6 lbs (127mm x 76mm x 0.27kg)
Operating Temperature	-40 C to 65 C
Encapsulation	Fully potted in urethane material with no exposure to High Voltage possible

Available Options

NOTE: All "/" options are factory installed only.

Model No.	Description
G470	Heavy duty guard
BKT	Mounting bracket
LBO-MINI	Lens blackout segment 180°
MICROSHIELD	Vinyl, 180° lens blackout

Mounting Options

Item	Description
BKT	Mounting bracket
440 STAND	Plastic Stand (Thread mount MicroLert models only)
MAM-DS30	Wall mount bracket

Replacement Parts

Model No.	Description
5001	Xenon strobe lamp
470S-L	Colored lens (please specify color)
470S-1280-PSA	12 - 80VDC power supply, surface mount
470SMB-1280-PSA	12 - 80VDC power supply, magnetic mount and 6' straight cord
470SMB-1280/CCB	12 - 80VDC power supply, magnetic mount and coil cord
485S-1280-PSA	12 - 80VDC power supply, screw-in light bulb base
490S-1280-PSA	12 - 80VDC power supply, 1/2" female pipe mount
492S-1280-PSA	12 - 80VDC power supply, 3/4" IPS slip mount
495S-1280-PSA	12 - 80VDC power supply, 1/2" male thread mount


Architect and Engineer Specifications

The strobe light shall be Tomar model number series 470, 480, 485, 490, 492, 495 or approved equal. The light source shall be a plug-in field replaceable single-flash xenon strobe tube. The strobe light must have built-in RFI filters to protect against radio interference and spike voltages. It shall be polarity protected, and have a power supply fully potted in polyurethane. Voltage ranges shall be 12-80VDC or 16-24VAC, 120 VAC, and 240VAC. The strobe light shall be UL listed and of NEMA 4X type weatherproof design with screw-on Lexan® lens.



KNOXVAULT® 4400 SINGLE LOCK MODEL

The KnoxVault 4400 is a secure, high capacity key lock box trusted by first responders, property owners, and universities. Store up to 50 keys, access cards and/or emergency plans to quickly gain rapid emergency access to large business and industrial facilities and campuses.



Available in 3 colors:



Recessed Mount with Face Flange

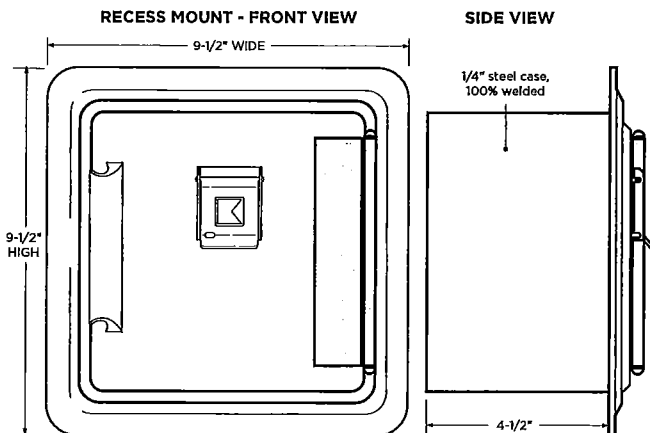
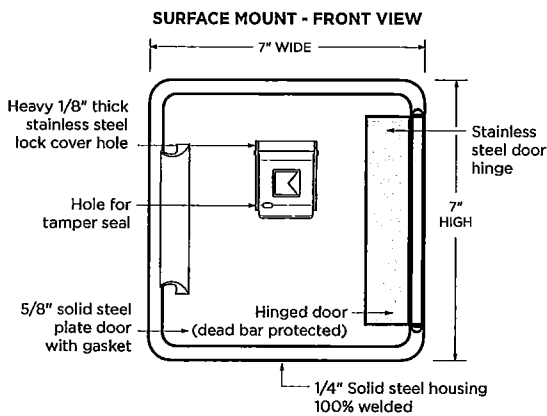
Surface Mount with Optional Tamper Switch

WEIGHT:

Surface Mount - 28 lbs
Recessed Mount - 29 lbs

DIMENSIONS:

Surface Mount Body - 7"H x 7"W x 5"D
Recessed Mount Flange - 9 1/2"H x 9 1/2"W



FEATURES

- ✓ Large capacity, storing up to a 50 keys. Access cards, entry items, emergency planning documents, and FDC Keywrench may also fit in interior compartment but will reduce max key quantity.
- ✓ Built Knox-Rugged and secure: UL 1037, UL 1610, UL 1332, UL 437
- ✓ Finished with Knox-Coat® to protect four times better than standard powder coat
- ✓ Extreme weather-resistant door gasket

BENEFITS

- ✓ Allows rapid property access
- ✓ Reduces property damage
- ✓ Prevents forced entry into buildings
- ✓ Minimizes first responder injury
- ✓ Compliant to National Fire Code (NFPA, IFC, IBC)

OPTIONS

- ✓ Knox Tamper Alert connects to building's alarm system for extra security
- ✓ Mount types: Recessed and Surface
- ✓ 3 color options: Black, Aluminum, Dark Bronze
- ✓ Dual lock configuration

ACCESSORIES

- ✓ Multi-Purpose Switch for use on electrical doors, gates and other electrical equipment
- ✓ Recess Mounting Kit for new concrete or masonry construction
- ✓ Public Safety Labels
- ✓ Tag-Out Tamper Seals
- ✓ Key Tags
- ✓ Key Rings

ORDERING SPECIFICATIONS

To insure procurement and delivery of the KnoxVault 4400, it is suggested that following specification paragraph is used:

KnoxVault surface/recessed mount with/without UL Listed Knox Tamper Alert. 1/4" plate steel housing, 5/8" thick steel door with interior gasket seal and stainless steel door hinge. Vault & lock UL Listed. Lock has 1/8" thick stainless steel dust cover with tamper seal mounting capability. Vault has anti-theft re-locking mechanism with drill resistant hard-plate lock protector.

Exterior Dimensions: Surface Mount - 7"H x 7"W x 5"D
Recessed Mount Flange - 9 1/2"H x 9-1 1/2"W

Lock: UL Listed. Double-action rotating tumblers and hardened steel pins accessed by a biased cut key.

Finish: Knox-Coat® proprietary finishing process

Color: Black, Dark Bronze or Aluminum

P/N: KnoxVault 4400 (mfr's cat. ID)

Mfr's Name: KNOX COMPANY



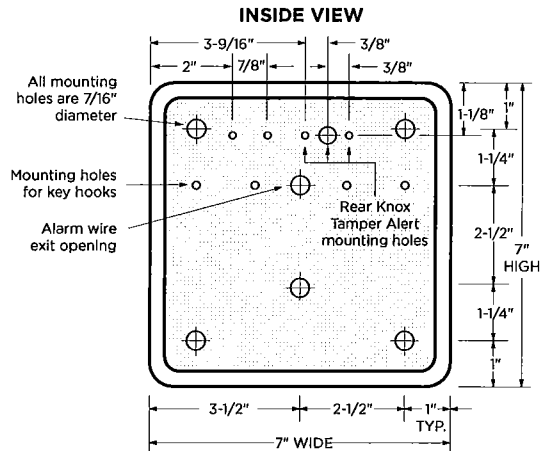
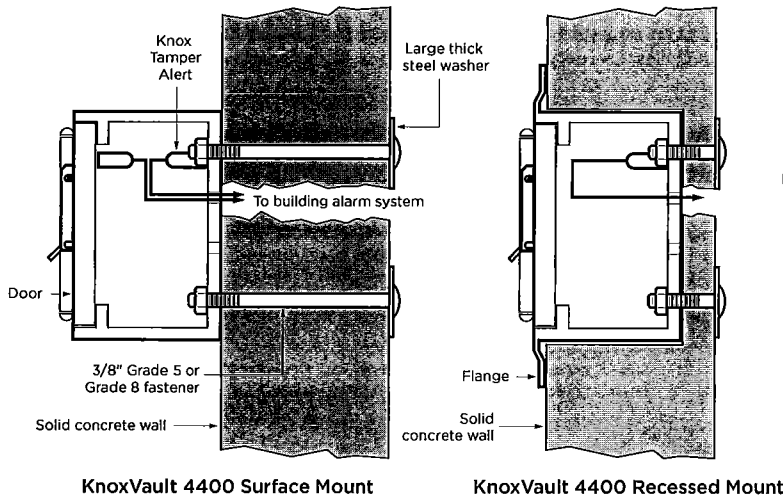


KNOXVAULT® 4400 SINGLE LOCK MODEL

GENERAL MOUNTING INSTRUCTIONS

Suggested minimum mounting height, 6 feet above ground.

ATTENTION: KnoxVault is a very strong device that **MUST** be mounted properly to ensure maximum security and resist physical attack.



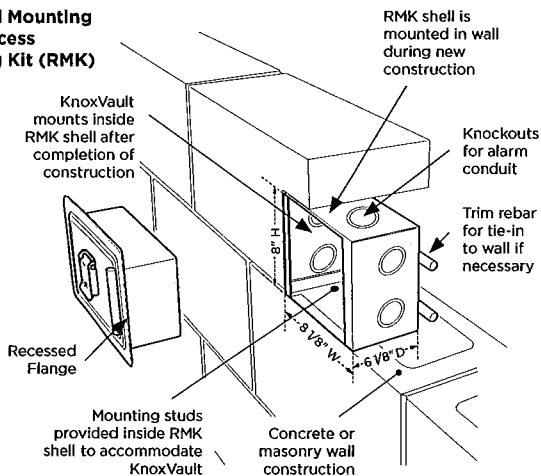
RECESS MOUNTING KIT AND INSTALLATION INSTRUCTIONS

The Recess Mounting Kit (RMK) includes shell housing and mounting hardware, which may only be used for recessed models to cast-in-place within new concrete or masonry construction. The KnoxVault is mounted into the shell housing after construction is completed.

RECESS MOUNTING KIT DIMENSIONS

Rough-in Dimensions:
8-1/2"H x 8-1/2"W x 7"D

Recessed Mounting Using Recess Mounting Kit (RMK)



IMPORTANT:

Care should be taken to ensure the front of the Recess Mounting Kit (RMK) shell housing, including the cover plate and screw heads, is flush with the wall. The RMK must be plumbed to ensure vertical alignment of the vault.

ABOUT KNOX COMPANY

Over forty years ago, a unique concept in rapid access for emergency response was born. The KnoxBox®, a high-security key lock box, was designed to provide rapid access for emergency responders to reduce response times, minimize injuries and protect property from forced entry.

Today, one revolutionary lock box has grown into a complete system providing rapid access for public safety agencies, industries, military, and property owners across the world. The Knox Company is trusted by over 14,000 fire departments, law enforcement agencies, and governmental entities.

KNOX COMPANY
1601 W. DEER VALLEY RD
PHOENIX, AZ 85027


T. 800.552.5669
F. 623.687.2290

KNOXBOX.COM
INFO@KNOXBOX.COM


THE DOUBLE HUNG WINDOW

Handcrafted in the USA

With truly modern features



We call it furniture for your walls. Unique pieces that will increase the value of your home. Craftsmanship at its highest level.



Our exclusive double hung window can be pre-finished piece by piece before assembly. Stained or painted in our state-of-the-art paint shop.


Assembled by hand with humidity controlled solid wood pieces.

NFRC-Energy Star rated for added value and pure performance.

Custom sizes and options to fit your requirements.

You have to see it to believe it.

Yours to own and cherish for years to come



BELISLE
ARCHITECTURAL WINDOWS AND DOORS



**A
NATURAL
CHOICE**

THE DOUBLE HUNG WINDOW

SOLID WOOD CONSTRUCTION

Options from White Oak, Walnut, Red Cedar, African Mahogany, Douglas Fir or Hardwood Mahogany. Solid wood body and hardware finishing plus custom staining.

**EXTERIOR CASING
OR TRIM KIT**

Available from your supplier in standard factory profiles. Also available in custom profiles if also available.

GLASS

Factory glazed with double lite or triple lite. Available in standard, Low-E Argon filled, tempered, laminated and optional glazing options available.

1 1/2" AND 2" SASH

Offer an comparable strength and high performance rating with the traditional sash and custom construction maintenance-free lines.

2 1/2" FRAME

Nothing compares with our solid wood frame. Available in a variety of finishes and stability with no degree of warping.


PERFORMANCE

AWAY WINDOW SYSTEMS 2007 (USA)
 100% of the source materials are from FSC certified forests.

BELISLE

ARCHITECTURAL WINDOWS AND DOORS

16100 E. 15th Avenue
 16100 E. 15th Avenue (Ottawa)
 CANADA O1L 3M0
 Tel: (513) 350-1500 (USA)
 Fax: (513) 350-2200
 E-mail: info@belisle.com



MUNTINS

Custom or standard 7/8" Simulated divided lite (SDL) and True divided lite 1 1/4" (TDL) options. With choice of colors for perimeter and internal spacer bars.


HARDWARE

Top quality hardware from high-end manufacturers. Solid brass substrate available in many finishes and options.




SCREEN

Aluminum screen frame, stainless steel or bronze insect mesh is available with our wood screen only. Roll-up screens available upon request on special orders.



TWO SYSTEMS AVAILABLE

Weight & Chain with 1 3/4" and 2 1/4" sash thickness, heavy-duty pulleys, traditional bronze weatherstripping and our unique accessible weight pockets. OR Invisible balance with 1 3/4" sash thickness, combines traditional wood profiles with the latest weatherstripping technology.



RATINGS AND CERTIFICATIONS

Tested by an independent lab in accordance with the NFRC and Energy Star standards.



National Fenestration Rating Council

PROSOCO®

Enviro Klean®

NEXT GENERATION CLEANERS

EK Restoration Cleaner

Enviro Klean® EK Restoration Cleaner is a concentrated compound for dissolving tough carbon deposits and other atmospheric staining. A practical alternative to conventional acidic cleaners, near-neutral pH EK Restoration Cleaner cleans brick, granite, sandstone, terra cotta, and other masonry.

Safer and less expensive than sandblasting or steam cleaning, it also loosens and dissolves dirt, paint oxidation, and other stains associated with aged and dirty buildings. It is perfect for projects where harsh acid cleaners are not allowed.

ADVANTAGES

- Proven effective for cleaning dirty and heavily carbon stained buildings.
- Safer than sandblasting. Will not pit or damage the masonry when properly applied.
- Does not contain hydrofluoric acid.

Limitations

- Not suitable for cleaning most concrete or marble surfaces. See Sure Klean® Limestone Restorer or Sure Klean® 766 Limestone & Masonry Prewash/Afterwash for these applications.
- Not recommended for interior use. Contact PROSOCO's Customer Care (800-255-4255) for recommendations for the most appropriate interior cleaning system.
- May not be suitable for some polished stone and glazed surfaces.
- Product may bleach certain types of light- or buff-colored masonry materials. Always test.
- May damage glass and architectural aluminum.

REGULATORY COMPLIANCE

VOC Compliance

Enviro Klean® EK Restoration Cleaner is compliant with all national, state and district VOC regulations.

TYPICAL TECHNICAL DATA

FORM	Clear, amber liquid
SPECIFIC GRAVITY	1.06
pH	5.5 in concentrate
WT/GAL	8.82 lbs
ACTIVE CONTENT	not applicable
TOTAL SOLIDS	not applicable
VOC CONTENT	not applicable
FLASH POINT	not applicable
FREEZE POINT	no data
SHELF LIFE	2 years in tightly sealed, unopened container

SAFETY INFORMATION

Always read full label and SDS for precautionary instructions before use. Use appropriate safety equipment and job site controls during application and handling.

24-Hour Emergency Information:
INFOTRAC at 800-535-5053

Product Data Sheet

Enviro Klean® EK Restoration Cleaner

PREPARATION

Protect people, vehicles, property, glass, metal, painted and non masonry surfaces from product, splash, residue, rinse fumes and wind drift. Divert or protect pedestrian and auto traffic. When working over traffic, clean only when traffic is at a minimum and protect carefully.

Complete masonry cleaning before replacing windows, doors, hardware, light fixtures, roofing materials, wood and any other non masonry items which may be damaged by the cleaning product. If such fixtures have been installed or are to remain in place, protect before overall application using Sure Klean® Strippable Masking (where appropriate according to product literature) or polyethylene. Be sure that all caulking and sealant materials are in place and thoroughly cured before cleaning begins.

Recommended for these substrates. Always test. Coverage is in sq.ft./m. per gallon of concentrate.			
Substrate	Type	Use?	Coverage
Architectural Concrete Block	Burnished	no	N/A
	Smooth	no	
	Split-faced	no	
	Ribbed	no	
Concrete	Brick	no	N/A
	Tile	no	
	Precast Panels	no	
	Pavers	no	
	Cast-in-place	no	
Fired Clay	Brick	yes	125-200 sq.ft. 12-19 sq.m.
	Tile	yes	
	Terra Cotta	yes	
	Pavers	yes	
Marble, Travertine, Limestone	Polished	no	N/A
	Unpolished	no	N/A
Granite	Polished	no	N/A
	Unpolished	yes	175-250 sq.ft. 16-25 sq.m.
Sandstone	Unpolished	yes	125-175 sq.ft. 12-16 sq.m.
Slate	Unpolished	yes	125-200 sq.ft. 12-19 sq.m.
May have limited effectiveness on highly porous surfaces. Always test to ensure desired results. Coverage estimates depend on surface texture and porosity.			

Inspect glazed terra cotta and tile carefully. Where glaze has partially weathered away or previously etched, cleaning may take off more glaze.

Surface and Air Temperatures

Best air and masonry surface temperatures for cleaning are 40°F (4°C) or above. Cleaning when temperatures are below freezing or may be overnight may harm masonry. If freezing conditions existed before application, let masonry thaw.

Equipment

Apply using brush or roller. Applying with high pressure spray drives the chemical deep into the surface, making it difficult to rinse completely. Surface discoloration may result.

Rinse with enough water and pressure to flush spent cleaner and dissolved soiling from the masonry surface and surface pores without damage. Inadequate rinsing leaves residues which may stain the cleaned surface.

Masonry-washing equipment generating 400-1000 psi with a water flow rate of 6-8 gpm is the best water/pressure combination for rinsing porous masonry. Use a 15-45° fan spray tip. Heated water (150-180°F; 65-82°C) may improve cleaning efficiency. Use adjustable equipment for reducing water flow rates and rinsing pressure as needed for sensitive surfaces.

Rinsing pressures greater than 1000 psi and fan spray tips smaller than 15° may permanently damage sensitive masonry. Water flow rates less than 6 gpm may reduce cleaning productivity and contribute to uneven cleaning results.

Storage and Handling

Keep from freezing. Store in a cool, dry place with adequate ventilation. Always seal container after dispensing. Do not alter or mix with other chemicals. Published shelf life assumes upright storage of factory-sealed containers in a dry place. Maintain temperature of 45-100°F (7-38°C). Do not double stack pallets. Dispose of unused product and container in accordance with local, state and federal regulations.

Product Data Sheet

Enviro Klean® EK Restoration Cleaner

APPLICATION

Read "Preparation" and the Safety Data Sheet before use.

ALWAYS TEST a small area of each surface to confirm suitability, coverage rate and desired results before beginning overall application. Test with the same equipment, recommended surface preparation and application procedures planned for general application. Let surface dry thoroughly before inspection.

Dilution & Mixing

Apply as packaged. Do not alter or dilute.

Stir or mix well before use.

Pretreatment

Pretreating severely stained areas such as horizontal surfaces, and under window sills and eaves with Sure Klean® 766 Limestone & Masonry Prewash may improve results. Read and follow product procedures and recommendations. Pressure rinse, then "afterwash" with EK Restoration Cleaner followed by water rinse. Consult a PROSOCO Customer Care representative or sales manager on pretreatment of severely stained areas.

Application Instructions

1. Working from the bottom to the top, prewet surface with fresh water.
2. Apply cleaner using a brush or roller. Gentle scrubbing application will improve results. Applying with high pressure spray will drive the chemicals deep into the surface, making it difficult to rinse completely. Surface discoloration may result.
3. Leave the cleaning solution on the surface for 10-20 minutes. Heavy soiling or mineral deposits may require longer dwell times. Gently scrub heavily soiled areas. Do not let cleaning solution "dry in" to the masonry. If drying occurs, lightly wet treated surfaces with fresh water, and reapply the cleaner, gently scrubbing.
4. Working from the bottom to the top, rinse thoroughly with fresh water.
5. Repeat steps 1-4 if necessary.

Cleanup

Clean tools and equipment using fresh water.

Maintenance

"Breathable" water repellents reduce absorption of stain-producing elements, keeping surfaces cleaner longer and making future cleaning faster and easier. For more information about water repellents for masonry, contact PROSOCO Customer Care at 800-255-4255 about Sure Klean® Weather Seal products.

WARRANTY

The information and recommendations made are based on our own research and the research of others, and are believed to be accurate. However, no guarantee of their accuracy is made because we cannot cover every possible application of our products, nor anticipate every variation encountered in masonry surfaces, job conditions and methods used. The purchasers shall make their own tests to determine the suitability of such products for a particular purpose.

BEST PRACTICES

Inspect glazed terra cotta and tile carefully. Where glaze has partially weathered away or previously etched, cleaning may take off more glaze.

Always test a minimum 4-ft x 4-ft area for compatibility before overall cleaning. Test each type of surface and each type of stain. Also test pressure-rinsing on older masonry. Let test panels dry three to seven days before inspection.

Pretreating severely stained areas such as horizontal surfaces, and under window sills and eaves with Sure Klean® 766 Limestone & Masonry Prewash may improve results.

Do not let cleaning solution "dry in" to the masonry. If drying occurs, lightly wet treated surfaces with fresh water, and reapply the cleaner, gently scrubbing.

Masonry-washing equipment generating 400-1000 psi with a water flow rate of 6-8 gpm is the best water/pressure combination for rinsing porous masonry. Use a 15-45° fan spray tip. Heated water (150-180°F; 65-82°C) may improve cleaning efficiency. Use adjustable equipment for reducing water flow rates and rinsing pressure as needed for sensitive surfaces.

Never go it alone. If you have problems or questions, contact your local PROSOCO distributor or field representative. Or call PROSOCO technical Customer Care, toll-free, at 800-255-4255.

Product Data Sheet

Enviro Klean® EK Restoration Cleaner

PROSOCO, Inc. warrants this product to be free from defects. **Where permitted by law, PROSOCO makes no other warranties with respect to this product, express or implied, including without limitation the implied warranties of merchantability or fitness for particular purpose.**

The purchaser shall be responsible to make his own tests to determine the suitability of this product for his particular purpose. PROSOCO's liability shall be limited in all events to supplying sufficient product to re-treat the specific areas to which defective product has been applied. Acceptance and use of this product absolves PROSOCO from any other liability, from whatever source, including liability for incidental, consequential or resultant damages whether due to breach of warranty, negligence or strict liability. This warranty may not be modified or extended by representatives of PROSOCO, its distributors or dealers.

CUSTOMER CARE

Factory personnel are available for product, environment and job-safety assistance with no obligation. Call 800-255-4255 and ask for Customer Care - technical support.

Factory-trained representatives are established in principal cities throughout the continental United States. Call Customer Care at 800-255-4255, or visit our web site at www.prosoco.com, for the name of the PROSOCO representative in your area.



PROSOCO®

Defacer Eraser®

GRAFFITI REMOVAL & PROTECTION

Graffiti Remover

Defacer Eraser® Graffiti Remover is an easy-to-use graffiti remover that does not contain methanol, methylene chloride or other halogenated solvents prohibited on many projects.

Defacer Eraser® Graffiti Remover is low-odor, removes a variety of graffiti media from most smooth masonry, split-faced concrete block, wood and metal surfaces, including spray paints and magic markers. For best results, masonry surfaces should be protected with the appropriate Sure Klean® Weather Seal anti-graffiti product.

Defacer Eraser® Graffiti Remover is water-rinsable and fully complies with all known VOC (volatile organic compound) regulations.

ADVANTAGES

- Removes spray-painted graffiti from a huge variety of masonry and non-masonry surfaces.
- Rinses easily with cold or hot water.
- Excellent chemical assist for cold-water removal of Defacer Eraser® Sacrificial Coating SC-1.
- Will not remove Sure Klean® Weather Seal Blok-Guard® & Graffiti Control protective treatments.
- Complies with all known VOC regulations.
- Contains readily biodegradable materials.

Limitations

- Efficiency is reduced in cold weather.
- May damage synthetic or reflective glass.

REGULATORY COMPLIANCE

VOC Compliance

Defacer Eraser® Graffiti Remover is compliant with all national, state and district AIM VOC regulations.

TYPICAL TECHNICAL DATA

FORM	Clear, amber liquid citrus odor
SPECIFIC GRAVITY	1.04
pH	not applicable
WT/GAL	8.60 lbs
ACTIVE CONTENT	not applicable
TOTAL SOLIDS	not applicable
VOC CONTENT	30% maximum
FLASH POINT	198° F (92° C) ASTM D3278
FREEZE POINT	not applicable
SHELF LIFE	2 years in tightly sealed, unopened container

SAFETY INFORMATION

Always read full label and SDS for precautionary instructions before use. Use appropriate safety equipment and job site controls during application and handling.

24-Hour Emergency Information:
INFOTRAC at 800-535-5053

Product Data Sheet

Defacer Eraser® Graffiti Remover

PREPARATION

Best practices are to protect all surfaces not set for cleaning from contact with the product, splash and/or wind drift, including people, vehicles, property, painted surfaces, plants and all surfaces not identified for cleaning. Best practices are to protect and/or divert pedestrian and auto traffic. Sure Klean® Strippable Masking is not appropriate for use with this product.

Painted surfaces, some metal finishes and glass may be damaged by the product. Always test for adverse effects before overall use. Protect, if necessary.

Surface and Air Temperature

For best results, clean when air and masonry surface temperatures are 50°F (10°C) or above. Do not apply at temperatures below 40°F (4°C). Cleaning when temperatures are below freezing or will be overnight may harm masonry. If freezing conditions existed before application, let the masonry thaw.

Equipment

Apply using a brush or low-pressure spray. Solvent-resistant or natural bristle brushes are appropriate.

Rinse with enough water and pressure to flush spent cleaner and dissolved soiling from the masonry surface and surface pores without damage. Inadequate rinsing leaves residues which may stain the cleaned surface.

Masonry-washing equipment generating 400–1000 psi with a water flow rate of 6–8 gallons per minute is the best water/pressure combination for rinsing porous masonry. Use a 15–45° fan spray tip. Heated water (150–180°F; 65–82°C) may improve cleaning efficiency. Use adjustable equipment for reducing water flow-rates and rinsing pressure as needed for sensitive surfaces. Rinsing pressures greater than 1000 psi and fan spray tips smaller than 15° may permanently damage sensitive masonry. Water flow-rates less than 6 gallons per minute may reduce cleaning productivity and contribute to uneven cleaning results.

Storage and Handling

Store in a cool, dry place with adequate ventilation. Store away from other chemicals. Keep tightly closed when not dispensing. Do not alter or mix with other chemicals. Always seal container after dispensing. Published shelf life assumes upright storage of factory-sealed containers in a dry place. Maintain temperature of 45–100°F (7–38°C). Do not double stack pallets. Dispose of unused product and container in accordance with local, state and federal regulations.

APPLICATION

Read "Preparation" and the Safety Data Sheet before use.

ALWAYS TEST a small area of each type of surface, paint coating and graffiti stain to confirm suitability and desired results before beginning overall application. Test with the same equipment, recommended surface preparation and application procedures planned for general application. Let test dry thoroughly before inspection. Make the test panel available for comparison throughout cleaning project.

Dilution

Use as packaged. Do not dilute or alter.

Typical Coverage Rates

Coverage varies based on surface texture and porosity. Always test.

Substrate Type

- Porous..... 75–150 sq.ft. (7–14 sq.m.)
- Semi-porous..... 150–250 sq.ft. (14–23 sq.m.)
- Non-porous..... 250–500 sq.ft. (23–46 sq.m.)

Application Instructions

Removal results may be unsatisfactory if Graffiti Remover dries on the surface. If testing indicates long dwell periods are required, reapply to prevent drying or use Enviro Klean® SafStrip or SafStrip 8.

1. Apply with a brush or low-pressure spray.
2. Allow to dwell for 3–5 minutes.
3. Working from the bottom to the top, pressure water rinse. Hot water is preferable.

Heavy graffiti staining may require more than one application. Call Customer Care toll-free 800-255-4255 or visit www.prosoco.com for more information on other paint, coating and graffiti-removal products.

Removing Defacer Eraser® Sacrificial Coating SC-1

1. Apply with a brush or low-pressure spray and allow to dwell for 3–5 minutes.
2. Working from the bottom to the top, pressure water rinse. Hot water is preferable.
3. Reapply Sacrificial Coating SC-1 to restore graffiti protection. See SC-1 product data sheet for more information.

Cleanup

Clean tools and equipment with fresh water. Dried residue may be cleaned with high-flash aromatic naphtha, mineral spirits or an equivalent cleaning solvent.



Product Data Sheet

Defacer Eraser® Graffiti Remover

WARRANTY

The information and recommendations made are based on our own research and the research of others, and are believed to be accurate. However, no guarantee of their accuracy is made because we cannot cover every possible application of our products, nor anticipate every variation encountered in masonry surfaces, job conditions and methods used. The purchasers shall make their own tests to determine the suitability of such products for a particular purpose.

PROSOCO, Inc. warrants this product to be free from defects. **Where permitted by law, PROSOCO makes no other warranties with respect to this product, express or implied, including without limitation the implied warranties of merchantability or fitness for particular purpose.** The purchaser shall be responsible to make his own tests to determine the suitability of this product for his particular purpose. PROSOCO's liability shall be limited in all events to supplying sufficient product to re-treat the specific areas to which defective product has been applied. Acceptance and use of this product absolves PROSOCO from any other liability, from whatever source, including liability for incidental, consequential or resultant damages whether due to breach of warranty, negligence or strict liability. This warranty may not be modified or extended by representatives of PROSOCO, its distributors or dealers.

CUSTOMER CARE

Factory personnel are available for product, environment and job-safety assistance with no obligation. Call 800-255-4255 and ask for Customer Care – technical support.

Factory-trained representatives are established in principal cities throughout the continental United States. Call Customer Care at 800-255-4255, or visit our web site at www.prosoco.com, for the name of the PROSOCO representative in your area.

BEST PRACTICES

Rapid removal is the key to preventing graffiti. Studies show graffiti vandals move on from places where their work is not allowed to remain on view.

Defacer Eraser® Graffiti Remover is most effective when used to remove graffiti from surfaces protected with PROSOCO's Sure Klean® Weather Seal Blok-Guard® & Graffiti Control products or Defacer Eraser® Sacrificial Coating SC-1. These treatments keep graffiti media from soaking into the masonry, making graffiti removal much faster, easier and more effective.

Heavy graffiti staining may require more than one application.

Do not allow Graffiti Remover to dry on the surface. If testing indicates long dwell periods are required, reapply to prevent drying or use Enviro Klean® SafStrip or SafStrip 8.

Never use products not specifically made and warranted for graffiti removal. The wrong cleaner can lock the graffiti in permanently.

Hot water may improve removal effectiveness. Always work from the bottom up on masonry and concrete walls with large areas of graffiti. Keep areas already cleaned wet. If working from the top down, spent cleaner and dissolved graffiti media may run down and soak into the dry masonry beneath, making it harder to clean. Rundown onto wet masonry is much less likely to soak in, because the masonry pores are already filled with water.

Never go it alone. For problems or questions, contact your local PROSOCO distributor or field representative. Or call PROSOCO technical Customer Care toll-free at 800-255-4255.



PROSOCO®

Sure Klean®

CLEANING & PROTECTIVE TREATMENTS

800 Stain Remover

Sure Klean® 800 Stain Remover is a specialty masonry cleaning product that effectively removes green vanadium stains commonly found in buff or white brick. 800 Stain Remover also removes straw stains, acid burns and other metallic discolorations from most masonry surfaces.

Many staining conditions are created by excessive moisture in the walls. To avoid this, protect open wall cavities from rainwater during construction and correct any structural problems that allow water to enter the walls.

ADVANTAGES

- Removes tough metallic stains quickly and easily.
- Recommended for surfaces containing colored mortar.
- Water rinsable.

Limitations

- Not recommended for use on polished surfaces.
- Will not correct damage caused by improper use of hydrofluoric acid cleaning solutions.
- Acidic contents and fumes may damage non masonry and acid-sensitive surfaces.

REGULATORY COMPLIANCE

VOC Compliance

Sure Klean® 800 Stain Remover is compliant with all national, state and district VOC regulations.

TYPICAL TECHNICAL DATA

FORM	Clear, colorless liquid
SPECIFIC GRAVITY	1.056
pH	1.4 in concentrate
WT/GAL	8.78 lbs
ACTIVE CONTENT	not applicable
TOTAL SOLIDS	not applicable
VOC CONTENT	not applicable
FLASH POINT	not applicable
FREEZE POINT	not applicable
SHELF LIFE	3 years in tightly sealed, unopened container

SAFETY INFORMATION

Always read full label and SDS for precautionary instructions before use. Use appropriate safety equipment and job site controls during application and handling.

24-Hour Emergency Information:
INFOTRAC at 800-535-5053

Product Data Sheet

Sure Klean® 800 Stain Remover

PREPARATION

Sure Klean® 800 Stain Remover is corrosive, etches glass and architectural aluminum and is harmful to wood, painted surfaces and foliage. Beware of wind drift. Fumes will also cause damage. Maintain enough ventilation to avoid buildup of potentially damaging fumes.

Protect people, vehicles, property, plants, metal, all non masonry and acid-sensitive surfaces from contact with cleaner, rinse residue, fumes and wind drift. Protect and/or divert auto and pedestrian traffic.

Clean masonry before installing windows, doors, finished flooring, metal fixtures, hardware, light fixtures, roofing materials and other non masonry items. If already installed, protect with polyethylene. Sure Klean® Strippable Masking is appropriate for use with this product to protect windows.

All caulking and sealant materials should be in place and thoroughly cured before cleaning.

Recommended for these substrates. Always test. Coverage is in sq.ft./m. per gallon of concentrate.			
Substrate	Type	Use?	Coverage
Architectural Concrete Block	Burnished	no	N/A
	Smooth	no	
	Split-faced	no	
	Ribbed	no	
Concrete	Brick	no	N/A
	Tile	no	
	Precast Panels	no	
	Pavers	no	
	Cast-in-place	no	
Fired Clay*	Brick	yes	100-200 sq.ft. 9-19 sq.m.
	Tile	yes	
	Terra Cotta (unglazed)	yes	
	Pavers	yes	
Marble, Travertine, Limestone	Polished	no	N/A
	Unpolished	no	N/A
Granite	Polished	no	N/A
	Unpolished	yes	100-200 sq.ft. 9-19 sq.m.
Sandstone	Unpolished	yes	100-200 sq.ft. 9-19 sq.m.
Slate	Unpolished	yes	100-200 sq.ft. 9-19 sq.m.
*Repeated application may damage surfaces. Always test to ensure desired results. Coverage estimates depend on surface texture and porosity.			

Avoid exposing building occupants to fumes. On occupied buildings, cover all windows, air intakes and exterior air conditioning vents. Shut down air handling equipment during cleaning and until surfaces are thoroughly dry. Use fans and supplemental ventilation when applying on interior surfaces. Maintain ventilation until surfaces are thoroughly dry. Fumes attack glass, metal and all other acid-sensitive surfaces.

Before removing metallic stains (vanadium), the masonry should be thoroughly dry to reduce recurrence of stains after cleaning.

Surface and Air Temperature

For best results, clean when air and masonry surface temperatures are 40° F (4° C) or above. Cleaning when temperatures are below freezing or will be overnight may harm masonry. If freezing conditions have existed, let the masonry thaw before cleaning.

Equipment

Apply with low-pressure (50 psi max) spray or densely-packed, soft-fibered masonry washing brush. Fit equipment with acid-resistant hoses and gaskets to avoid discoloration.

Rinse with enough water and pressure to flush spent cleaner and dissolved soiling from the masonry surface and surface pores without damage. Inadequate rinsing leaves residues which may stain the cleaned surface.

Masonry-washing equipment generating 400-1000 psi with a water flow rate of 6-8 gallons per minute is the best water/pressure combination for rinsing porous masonry. Use a 15-45° fan spray tip. Heated water (150-180° F; 65-82° C) may improve cleaning efficiency. Use adjustable equipment for reducing water flow-rates and rinsing pressure as needed for sensitive surfaces.

Rinsing pressures greater than 1000 psi and fan spray tips smaller than 15° may permanently damage sensitive masonry. Water flow-rates less than 6 gallons per minute may reduce cleaning productivity and contribute to uneven cleaning results.

Storage and Handling

Transport and store in a cool, dry place with adequate ventilation. Always seal container after dispensing. Do not alter or mix with other chemicals. Published shelf life assumes upright storage of factory-sealed containers in a dry place. Maintain temperature of 45-100° F (7-38° C). Do not double stack pallets. Dispose of unused product and container in accordance with local, state and federal regulations.

Product Data Sheet

Sure Klean® 800 Stain Remover

APPLICATION

Read "Preparation" and the Safety Data Sheet before use.

ALWAYS TEST a small area (minimum 4-ft x 4-ft) of each surface to confirm suitability and desired results before beginning overall application. Test each type of masonry and each type of stain. Test with the same equipment, recommended surface preparation and application procedures planned for general application. Let test area dry 3-7 days before inspection and approval. Make the test panel available for comparison throughout the cleaning project.

Dilution

Use in concentrate for most applications. Testing indicates if 800 Stain Remover may be diluted with equal parts water.

Always pour COLD water into empty bucket first, then carefully add product. Never use hot water. Handle in polypropylene buckets only. Acidic materials and fumes attack metal.

Typical Coverage Rates

Reference the substrate chart on page 2. The coverage rate chart assumes an average coverage rate of 100 square feet per gallon of prepared cleaner.

When calculating the volume of cleaner required for porous, textured surfaces, assume 50 square feet per gallon of prepared cleaner.

For dense, smooth surfaces, assume up to 150 square feet per gallon of prepared cleaner.

Application Instructions

Exterior Surfaces

1. Working from the bottom to the top, prewet the masonry surface with clean water.
2. Apply directly to the masonry surface from the bottom of the work area to the top.

3. Let the cleaner stay on the surface for 3-5 minutes or until stains are gone. If treated surfaces are left unattended, keep people away from cleaner.

NOTE: Do not let cleaner dry into the surface. If surface begins to dry in less than 5 minutes, water-rinse and reapply cleaner.

4. Working from the bottom of the work area to the top, reapply cleaner and rinse with fresh water. Thorough rinsing gets all residues off the surface. Older, more delicate masonry may require less water pressure to avoid damage. Avoid multiple applications. If pressure rinsing equipment is not available, rinse thoroughly with clean water, brushing the wall while rinsing.

Interior Surfaces

Test and follow cleaning procedure for exterior surfaces. Rinse thoroughly with fresh water using a sponge or soft-fibered brush.

If conditions do not allow enough water for complete rinsing, use a neutralizing rinse following this procedure:

1. Rinse with clear water.
2. Apply neutralizing rinse of 2 ounces baking soda to 1 gallon water.
3. Saturate. Leave solution on the surface 3-5 minutes.
4. Apply final rinse of clear water.

Cleanup

Clean tools and equipment using fresh water.

WARRANTY

The information and recommendations made are based on our own research and the research of others, and are believed to be accurate. However, no guarantee of their accuracy is made because we cannot cover every possible application of our products, nor anticipate every variation encountered in masonry surfaces, job conditions

BEST PRACTICES

Before removing metallic stains (vanadium), the masonry should be thoroughly dry to reduce recurrence of stains after cleaning.

Rinse with enough water and pressure to flush spent cleaner and dissolved soiling from the masonry surface and surface pores without damage. Inadequate rinsing leaves residues which may stain the cleaned surface.

Always pour COLD water into empty bucket first, then carefully add product. Never use hot water. Handle in polypropylene buckets only. Acidic materials and fumes attack metal.

Never go it alone. For problems or questions, contact your local PROSOCO distributor or field representative. Or call PROSOCO technical Customer Care toll-free at 800-255-4255.

Product Data Sheet Sure Klean® 800 Stain Remover

and methods used. The purchasers shall make their own tests to determine the suitability of such products for a particular purpose.

PROSOCO, Inc. warrants this product to be free from defects. **Where permitted by law, PROSOCO makes no other warranties with respect to this product, express or implied, including without limitation the implied warranties of merchantability or fitness for particular purpose.** The purchaser shall be responsible to make his own tests to determine the suitability of this product for his particular purpose. PROSOCO's liability shall be limited in all events to supplying sufficient product to re-treat the specific areas to which defective product has been applied. Acceptance and use of this product absolves PROSOCO from any other liability, from whatever source, including liability for incidental, consequential or resultant damages

whether due to breach of warranty, negligence or strict liability. This warranty may not be modified or extended by representatives of PROSOCO, its distributors or dealers.

CUSTOMER CARE



Factory personnel are available for product, environment and job-safety assistance with no obligation. Call 800-255-4255 and ask for Customer Care – technical support.

Factory-trained representatives are established in principal cities throughout the continental United States. Call Customer Care at 800-255-4255, or visit our web site at www.prosoco.com, for the name of the PROSOCO representative in your area.

KEIM exterior coatings



since 1878



silicate based, lasts for decades, ecologically safe

KEIM Granital

recommended for all masonry and mineral surfaces, block walls and renders.

MasterFormat™ Division 09 - Finishes
Section 09 90 00 Painting and Coating
(See Back Cover for complete division listings)



KEIM Granital is made from waterglass (potassium silicate) and inorganic mineral color pigments.

It is a long-lasting mineral coating that is highly vapor permeable for the life of the substrate.



naturally compatible


KEIM Granital comes from minerals: quartz sand, potassium carbonate and water. It is a compatible coating for mineral and masonry substrates, sharing their physical properties and thermal movement. Granital penetrates and cures by chemical reaction leaving a network of micro-pores. High vapor permeability allows water within the substrate to naturally balance with the environment.

lightfast color and refraction

Granital's mineral colors are unaffected by UV light. The structure of the crystalline pigments and mineral fillers refracts light for a pleasant attractive appearance, especially in low light. KEIM's unique anti-static silicate chemistry maintains a clean surface. Granital is available in over 250 standard mineral colors plus custom colors.

weathering protection

Designed for moderate climates having average relative humidity, Granital offers strong weathering protection. The petrification process protects the substrate, penetrating the surface to form a fine micro-porous mineral structure. Naturally resistant to water and salts, Granital completely resists attack from air pollutants and acid rain.



Nothing compares to KEIM's natural composition and chemical binding strength for exterior protection.

Design professionals trust KEIM mineral coatings to endure for decades.

From modern contemporary to old world appeal, this is the spectrum of KEIM.



economical

Granital lasts for decades. Facades facing weather or the upper floors of tall buildings typically receive 3 protective coats so the building's exterior wears evenly. KEIM Granital will have a 30-year life cycle depending on severity of weather. Recoating preparation is simple: rinse with plain water, air dry, and coat with the desired color of KEIM Granital.

environmental responsibility


Natural ingredients and very low VOC are of the many unique qualities of KEIM Granital. Granital's green characteristics extend to the environmentally-friendly production of our products in accordance with ISO 14001:1996.

fire safety

KEIM Granital will not burn, smoke or produce poisonous gases. Granital is completely incombustible.

health and beauty


The natural chemistry of KEIM Granital leaves nothing behind but lasting beauty. At less than 1g/l VOC, Granital has no odor or chemical residues. Ideal substrate moisture balance due to high vapor permeability, water repellency and inorganic chemistry provide natural resistance against mold, lichen and algae growth.



KEIM façade system

KEIM Granital coating products

KEIM Granital




Silicate-based ready-to-use exterior coating. Excellent for all mineral substrates as it shares their natural physical properties and thermal movement characteristics for unusually long life. KEIM Granital is water resistant yet highly vapor permeable. Dilute with KEIM Spezial Dilution. Dries to a flat matte finish. Very low VOC (less than 1 g/l tinted).

KEIM Spezial Dilution




A silicate-based diluent, used to thin coatings for smooth application and control absorption. Use as primer coat to reduce absorption on highly absorbing substrates. Very low VOC (less than 1 g/l).

KEIM Granital Grob



A silicate-based filled priming coat containing sand (0-0.5mm grains) and mineral fiber fillers used to fill hairline cracks and crazing, opaque white, may be tinted. Dilute with KEIM Spezial Dilution. Very low VOC (less than 1 g/l).

KEIM Contact Plus



A silicate-based primer/bridging coating containing sand (0-0.5mm grains) and mineral fiber fillers for bridging over existing synthetic resin-bound paint layers or as primer when cost or hazmat conditions prevent removal of existing paint layers. Used to fill hairline cracks up to 0.5mm or equalization and renovation of surfaces for a uniform appearance, opaque white. Very low VOC (less than 1 g/l).

permeability, weathering, and wind-driven rain ASTM test results

ASTM E 96,

Test Methods for Water Vapor Transmission of Materials

Test Results

Permeance = 83 Perms. KEIM Granital is highly vapor permeable.

ASTM G 154,

Accelerated Weathering Test 2016 hours

Test Results

No signs of any type of deterioration including Crazing, Cracking, Chipping, Flaking, or Chalking. KEIM Granital endures for decades.

ASTM E 514,

Wind-Driven Rain Test 4 hour test

Test Results

The test walls coated with KEIM Granital allowed no water to leak through while an untreated wall allowed water to flow through at a rate of 0.08 gallons/hour. After 4 hours against 62 MPH wind, the uncoated wall facing the wind-driven rain showed dampness on 85.7% of the area while the wall coated with Keim Granital showed only slight dampness on 3% of the area. KEIM Granital is very water resistant.


KEIM preparation and renovation products

KEIM Lime Remover



For use on new render (stucco) to remove sinter layers or for cleaning dirty areas of old render. KEIM Lime Remover is completely neutralized when correctly used. No VOC.

KEIM Bio Stripper



A paint stripper for removing elastomeric latex, acrylic, or resin film-forming coatings. Water-emulsive mixture of solvents, free of fluorinated, chlorinated, and aromatic hydrocarbons. Biodegradable.

KEIM Concrete Cleaner



A silicic acid cleaner for removing surface impurities on old concrete and mold release oils from new concrete. KEIM Concrete Cleaner is completely neutralized when correctly used. No VOC.

KEIM Universalputz Standard Render



A cementitious renovation and thin wall render made of hydraulic lime and white cement binder with quartz sand (0-1.3mm grains) and mineral fiber fillers. KEIM Universalputz Render accommodates thermal expansion cycles preventing surface crazing and cracking. The white surface may be finished from rough-hewn to coarsely smooth with infinite texturing possibilities. No VOC.

KEIM Universalputz Fine Render



Same as Universalputz Standard except the quartz sand grains are between 0 to 0.6mm in size. Surface may be finished from sandy to smooth, closely resembling the appearance of white lime plaster. No VOC.

KEIM Fiber Mesh



A glass fiber lattice mat for reinforcing rendered surfaces. Embed into KEIM renders when applying on CMU or similar block, brick or existing render/stucco/adobe. No VOC.

KEIM Silan 100



An alkylalkoxysilane-based, extremely water repellent primer coating with 100% active ingredients, applied as first coating against the substrate. No VOC.

KEIM I&F Grund



A powerful combination stain blocker and bridge coat primer, opaque white, highly vapor permeable. Prevents underlying stains from bleeding through finish coating. Solvent-based, exterior use only.

KEIM Sealer



Polyurethane-based, solvent free, indoor-outdoor UV resistant transparent sealer. Dries flat matte, one shade darker than underlying color. Uniquely 100% waterproof yet vapor permeable. Apply as wear layer on horizontal surfaces to prevent water intrusion. Due to slippery nature when wet, most soils wash away with rain. KEIM Sealer is an effective waterproof coating protection and soil barrier. Very low VOC (less than 9 g/l).

Need more information

Email us at:
keim-info@keim.com

Download product spec sheet
PDF files at:
www.keim.com

Call us at:
866-906-5346 (In USA)
704-588-4811 (Outside USA)



how to apply KEIM Granital

Granital is of the KEIM family of mineral silicate-based coatings. The inorganic color pigments never fade so decorated buildings retain their original character for decades. Complementary products provide a complete system for new construction, renovation and restoration.

Granital may be applied onto any mineral substrate including mineral renders, concrete, stone, brick, CMU block, and autoclaved aerated concrete (AAC).

Apply by brush, roller or professional spray equipment keeping a wet edge from corner to corner. Clean up with water. Areas may be occupied immediately after application.

See technical data sheets for comprehensive application information.

MasterFormat™ Division 09 - Finishes
Section 09 90 00 Painting and Coating

09 90 00 Painting and Coating
09 91 13 Exterior Painting

09 94 00 Decorative Finishing
09 94 13 Textured Finishing

09 96 00 High-Performance Coatings
09 96 13 Abrasion-Resistant Coatings
09 96 33 High-Temperature-Resistant Coatings
09 96 35 Chemical-Resistant Coatings
09 96 43 Fire-Retardant Coatings
09 96 66 Aggregate Wall Coatings

09 97 00 Special Coatings
09 97 23 Concrete and Masonry Coatings
09 97 26 Cementitious Coatings
09 97 26.13 Interior Cementitious Coatings
09 97 26.23 Exterior Cementitious Coatings



member




Association for
Preservation
Technology

National Trust for Historic Preservation

Granital® is a registered trademark of KEIMFARBEN GmbH & Co. KG.
KEIM is ISO 9001:2000 certified for applying a Quality Management System.

the original silicate coating since 1878

KEIM MINERAL COATINGS

of America, Inc.

10615 Textland Blvd # 600
Charlotte, NC 28273
USA

Toll Free 866-906-5346
Tel 704-588-4811
Fax 704-588-4991

keim-info@keim.com

www.keim.com



Advanced Repair Technology, Inc.

The Science of Repair

FLEX-TEC HV® Flexible Repair Compound

MANUFACTURER

Advanced Repair Technology, Inc.

PO Box 510 Cherry Valley, New York 13320
607.264.9040

PRODUCT DESCRIPTION

Flex-Tec HV is a two component epoxy material designed specifically for strength and flexibility. Engineered to move with the natural expansion and contraction of various natural and synthetic materials, Flex-Ease offers outstanding long-term performance. Excellent modeling and tooling properties make Flex-Ease the ideal choice for the professional or casual user.

Flex-Tec HV can be used on both vertical and horizontal surfaces. Common applications are on exterior column bases, window sills and sashes, and architectural wood ornaments. It is also suitable for various manufacturing uses, the repair of natural wood imperfections such as knots or checks, and the sealing of end-grain. Flex-Tec HV is ideal for synthetic materials such as cellular PVC trim boards and fiberglass.

APPLICATION LIMITATIONS

- A** Do not apply over damp or contaminated/decayed surfaces.
- B** Designed to be used in concert with Prime-A-Trate Flexible Cell bonding primer.
- C** Always apply varnish or paint after completing the repair.

COLOR

Controlled mixing system turns amber after proper blending. Staining can be achieved by adding dry pigment during the mixing process. Gel stains can be used after curing.

INSTALLATION

(See separate application instructions for complete details)

TECHNICAL DATA

Refer to table below for typical properties
For information only. Not for specification purposes.

Performance Properties	Results	Test Method
Mix Ratio, by volume	2 to 1	
Mixed Viscosity, cps	Paste	
Tensile Strength, psi	7,500	ASTM D-638
Flexural Strength, psi	16,500	ASTM D-790
Compression Strength, psi	14,000	ASTM D-695
Elongation, %	6.0	
Hardness, Shore D	7.5	
Coefficient of Thermal Exp., in/in	60 x 10 ⁻⁶	ASTM D-1674
Linear Shrinkage, %	<1%	ASTM D-2566
Peel Strength, pi	30	ASTM D-1876
Moisture Absorption %	10	ASTM D-570
Pot Life, Minutes, 200 gm	20-30	
Specific Gravity, g/cc	1.02	ASTM D-1475
VOC Content, lb/gal	0	
Chemical/Fuel Resistance	Excellent	
Cure Schedule	Room Temp for 24 hours	

PACKAGING

Flex-Tec HV is available in 450ml dual cartridge dispensing system using a heavy or light duty dispensing gun. 150ml single cartridge fits into a standard caulk gun and dispenses both A & B components. Both dispensing systems are re-sealable.

MIXING

A disposable static mixing nozzle blends the resin and hardener automatically and thoroughly to facilitate proper dispensing. The automatic proportioning in the mixing nozzle assures precise, consistent formulation. Material can also be dispensed on to a flat surface and mixed by hand using a putty knife.

WORKING TEMPERATURES

45 to 95 degrees Fahrenheit. Avoid working in direct sun light. Curing time will be extended in temperatures below 45 degrees. *(See graph on back.)*

VISIT US ON THE WEB!

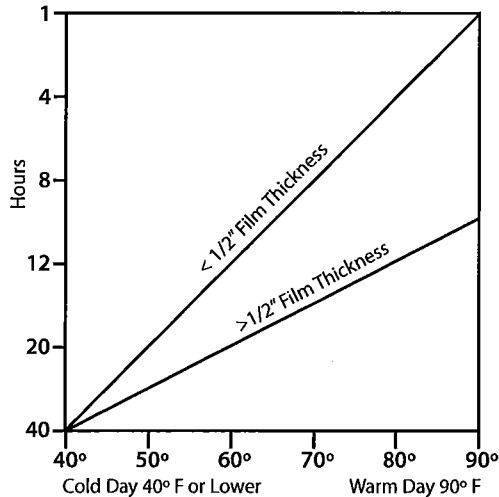
WWW.ADVANCEDREPAIR.COM FOR TECH SUPPORT & HOW TO DEMOS



Advanced Repair Technology, Inc.

The Science of Repair

How Thickness and Temperature Effect Cure Times
(times are approximate)



TOOLING

The unique modeling characteristics of Flex-Tec HV allows for both vertical and horizontal applications without the requirement for "dams" or molds to contain the material while curing. In most cases, a simple putty knife can properly position the material to desired shape. After mixing, Flex-Tec HV has an open time of 20 to 30 minutes. After a curing time of 16 hours, Flex-Tec HV can be sanded, chiseled or drilled. Shrinkage during curing is less than 1%.

SAFETY AND HANDLING

Flex-Tec HV contains no VOCs. Avoid direct contact with skin. Do not take internally. Consult Material Safety Data Sheets for complete information.

CLEANING

Immediately remove all excess material from adjacent areas. Properly mask all adjacent porous surfaces to avoid penetration. For skin contact, wash with soap and water, household vinegar or citrus oil.

SHELF LIFE

3 years when stored in unopened, original container. 2 years once opened. Store in cool, dry area.

TECHNICAL SERVICES

Advanced Repair Technology is committed to offering the best technical support available. Existing condition assessments, cost estimates, repair vs. replacement options, Contractor Workshops, site surveys and core sample testing are all services offered by ART or their Sales Representatives. Specification assistance also available.

AVAILABILITY AND COST

All Products and services are available throughout the United States via UPS shipments from the home office or by contacting your local retailer.

WARRANTY

All recommendations, statements and technical data contained herein are based on tests we believe to be reliable and correct, but accuracy and completeness of said tests are not guaranteed and are not to be construed as a warranty, either expressed or implied. User shall rely on his own information and tests to determine suitability of the product for intended use, and user assumes all risk and liability resulting from the use of the product. Manufacturer and its representatives sole responsibility shall be to replace that portion of the product of the manufacturer which proves to be defective. Manufacturer shall not be liable to the buyer or any third party for injury, loss, or damage directly or indirectly resulting from the use of, or inability to use the product. Recommendations or statements other than those contained in a written agreement signed by an officer of the manufacturer shall not be binding upon the manufacturer.

STRUCTURAL APPLICATIONS

Due to the high flexural modulus of the Advanced Repair Technology's repair products, we recommend consulting a structural engineer to design a specific load bearing recommendation.

PRODUCT REVERSIBILITY

For conservation projects that require the products specified to be "reversible" in nature, Flex-Tec HV can be fully removed at any time using a Methylene-Chloride based paint stripping compound.

AGE CURING PROPERTIES

Flex-Tec HV is formulated with age curing inhibitors. ACI'S block continued cross-linking common in flexible epoxy systems. ACI'S prohibit Flex-Tec HV from becoming brittle over time, protecting the property of flexural strength (ASTM-D-790)

Revised April 2013

ADVANCED REPAIR TECHNOLOGY • P.O. Box 510 • Cherry Valley, NY 13320
Phone: 607-264-9040 • Tech Support: 866-859-2787 • Fax: 607-264-8307
Email: contactadvancedrepair@gmail.com

VISIT US ON THE WEB! WWW.ADVANCEDREPAIR.COM FOR TECH SUPPORT & HOW TO DEMOS



105 Epoxy Resin® / 205 Fast Hardener®

Technical Data Sheet

105 System 105/205

General Description

105/205 Epoxy is used for general coating and bonding applications at lower temperatures and to produce a rapid cure that develops its physical properties quickly at room temperature.

105/205 forms a high-strength, moisture-resistant solid with excellent bonding and barrier coating properties. It will wet out and bond to wood fiber, fiberglass, reinforcing fabrics, foam and other composite materials, and a variety of metals.

105/205 Epoxy can be thickened with WEST SYSTEM fillers to bridge gaps and fill voids and can be sanded and shaped when cured. With roller applications, it has excellent thin-film characteristics, allowing it to flow out and self-level without "fish-eyeing." Multiple coats of 105/205 Epoxy create a superior moisture barrier and a tough, stable base for paints and varnishes. It is formulated without volatile solvents resulting in a very low VOC content. It has a relatively high flash point, no strong solvent odor and does not shrink after curing. It is not intended for clear coating natural finished wood.

Handling Characteristics

Mix ratio by volume (300 Mini Pump ratio)	5 parts resin : 1 part hardener
by weight	5.19 : 1
Acceptable ratio range by weight	4.83 : 1 to 6.20 : 1
Mix viscosity (at 72°F) ASTM D-2393	975 cps
Pot life (100g at 72°F)	9 to 12 minutes
Working time, thin film*	60 to 70 minutes
Cure to a solid, thin film*	6 to 8 hours
Cure to working strength	1 to 4 days
Minimum recommended temperature	40°F (4°C)

**Epoxy cures faster at higher temperatures and in thicker applications.*

Physical Properties of Cured Epoxy

Specific gravity	1.18
Hardness (Shore D) ASTM D-2240	83
Compression yield ASTM D-695	11,400 psi
Tensile strength ASTM D638	7,900 psi
Tensile elongation ASTM D-638	3.4%
Tensile modulus ASTM D-638	4.08E+05
Flexural strength ASTM D-790	14,100 psi
Flexural modulus ASTM D-790	4.61E+05
Heat deflection temperature ASTM D-648	118°F
Onset of Tg by DSC	129°F
Ultimate Tg	142°F

Storage/Shelf Life

Store at room temperature. Keep containers closed to prevent contamination. With proper storage, resin and hardeners should remain usable for many years. After a long storage, verify the metering accuracy of the pumps. Mix a small test batch to assure proper curing.


Over time, 105 Resin will thicken slightly and will therefore require extra care when mixing. Repeated freeze/thaw cycles during storage may cause crystallization of 105 Resin. Warm resin to 125°F and stir to dissolve crystals. Hardener may darken with age, but physical properties are not affected by color. Be aware of a possible color shift if very old and new hardener are used on the same project.

Gougeon Brothers, Inc.
P.O. Box 908
Bay City, MI 48707

866-937-8797

westsystem.com

October, 2014



Appendix B
Façade Preservation Easement

19105 P 5 6 3

56

FACADE PRESERVATION EASEMENT

KNOW ALL MEN BY THESE PRESENTS that Trustees of the Phoenix S.K. Club, a Massachusetts non-profit association with its principal place of business in Cambridge, Massachusetts, (the "Owner") hereby grants this Facade Preservation Easement more particularly hereinafter described (the "Preservation Easement") to the Cambridge Historical Commission (the "Commission") acting for and on behalf of the City of Cambridge, Massachusetts (the "City").

MSD 06 08 88 11:31:58 515

The Owner owns the building known as the Phoenix S.K. Club (the "Building") believed to have been built about 1923, historically significant for its architecture and worthy of preservation, now numbered 72 Mt. Auburn Street, Cambridge, held by it by deed under Declaration of Trust, as amended, recorded with Middlesex South Registry of Deeds, book 5071, page 186, and located on the land more particularly described in Exhibit A (said land and building being hereinafter referred to together as the "Premises").

The City and the Commission desire to encourage preservation of the Building and preservation of the facades from the ground level up (the "Restricted Facades") which are visible from the public way presently known as Mt. Auburn Street. The Owner, on behalf of itself and any successor to it hereby grants a restrictive easement (but subject to the sixth, eighth and ninth unnumbered paragraphs hereof) to the Commission, and any successor to it, acting for and on behalf of the City imposing the following restriction on the Premises: the Owner and its successors shall not make any alterations to, or build any structure affecting, nor permit others to make alterations to, or build any

5071 186

3 1 9 1 0 5 P 5 6 4

structure affecting, the Restricted Facades of the Building, if such alterations or structure would change the appearance of the Restricted Facades or would otherwise be visible from Mt. Auburn Street. The restrictions set forth in the Preservation Easement are expressly granted by the Owner for the benefit of the City and are to be administered by the Commission, or its successor, pursuant to the terms hereof.

The Owner reserves the right to make alterations to the Building and the Restricted Facades and other structures built on the Premises and to construct new structures on the Premises any of which changes would change the appearance of one or more of the Restricted Facades or otherwise be visible from Mt. Auburn Street if the prior written approval of the Commission, which approval shall not be unreasonably withheld, is obtained. In deciding whether to grant such approval the Commission shall consider, among other things, the architectural value and significance of the Restricted Facades and the general design, arrangement, texture, material and color of the features involved. In the case of construction of a new structure or an addition to the existing Building either of which would be visible from Mt. Auburn Street, the Commission shall consider the Appropriateness of the size and shape of the proposed addition or structure as viewed from Mt. Auburn Street in relation to the existing Building and structures, as so viewed, and to the land area between the proposed addition or structure and Mt. Auburn Street. The Commission may in appropriate cases impose

3 1 9 1 0 5 P 5 5 5

set-back requirements in relation to Mt. Auburn Street and dimensional requirements as to the facade of any new structure visible from Mt. Auburn Street in addition to those required by applicable ordinance. The Commission shall not consider interior arrangements or architectural features not visible from Mt. Auburn Street. The Commission shall not make any recommendation or requirement except for the purpose of preventing alterations or the construction of structures which would appear to be incongruous with the architectural characteristics of the Restricted Facades as viewed from Mt. Auburn Street. Written notice of approval or denial of the proposed alteration or construction by the Commission shall be given within forty-five days of receipt of written request from the Owner therefor. If such a request for approval is not acted upon within forty-five days, it shall be deemed approved. In case of denial, the reason or reasons shall be stated in writing. The Owner may record with the Middlesex South Registry of Deeds an Affidavit of Approval of Alteration or Construction, signed and acknowledged by the Owner, for all such alterations or construction which notice shall describe the approved alteration or construction, state the date of the Commission's action or the fact that the alteration or construction was approved by lapse of time and refer to the book and page number of the Preservation Easement in said Registry. The Owner shall deliver a copy of such affidavit to the Commission. Such affidavit shall be conclusive evidence in favor of every person dealing with the Premises as to the facts set

1319105 P 566

forth therein.

Nothing in this Preservation Easement shall be construed as restricting the Owner's right to alter any part of the Building or to construct any structure on the Premises if such alteration or construction would not, when completed, be visible from Mt. Auburn Street.

Nothing in this Preservation Easement shall be construed to prevent the ordinary maintenance, repair or replacement of any exterior architectural feature of the Building including the Restricted Facades or any future addition or structure allowed to be constructed on the Premises which does not involve a change in design, material or color of such exterior architectural feature of the Building or future structure or otherwise change the outward appearance of the Restricted Facades, nor to prevent landscaping the Premises with plants, trees or shrubs, nor construed to prevent the meeting of requirements certified by a duly authorized public officer to be necessary for public safety because of unsafe or dangerous condition.

In the event that the Restricted Facades above the Building's foundation are substantially destroyed by fire or other casualty this Preservation Easement shall terminate on the date of such destruction or casualty. In the event that the Restricted Facades are not totally destroyed by such fire or casualty but damage thereto is so serious as to cause restoration to be financially impractical in the reasonable judgment of the Owner, this Preservation Easement shall terminate on the date of such destruction or casualty. Upon such termination, the Owner shall deliver a duly executed and acknowledged notice of such termination to the Commission and record a duplicate original of said

3 1 9 1 0 5 P 5 6 7

notice in the Middlesex South Registry of Deeds. Such notice shall be conclusive evidence in favor of every person dealing with the Premises as to the facts set forth therein.

This Preservation Easement shall permanently terminate as to any Restricted Facade which shall in the future no longer be visible from a public way; at such time, the Owner shall record a duly executed and acknowledged notice of such termination in the Middlesex Registry of Deeds, which notice shall be conclusive evidence in favor of every person dealing with the premises as to the facts set forth therein.

This Preservation Easement is authorized and governed by Massachusetts General Laws, Chapter 184, Sections 31 and 33.

The Commission may not take any action with respect to any violation hereof (other than delivering a written notice describing such violation, setting forth the Commission's demand that it be remedied and describing any proposal for proper remedy and other than seeking an appropriate court order) without appropriate order of court.

Within 15 Days of receipt of written request, the Commission will execute, acknowledge and deliver to the Owner a statement addressed to the Owner, or to such other party as the Owner may designate in such request, certifying if true, that this Preservation Easement is in full force and effect and that the Premises are in full compliance with this Preservation Easement, (or, if they are not in full compliance, setting forth in reasonable detail the specific areas of non-compliance). Any such statement delivered pursuant to this paragraph may be relied upon by any prospective purchaser, mortgagee or lessee of the Premises or any portion thereof.

JLT
RNP
RNP
WRH

3 1 9 1 0 5 P 5 6 8

No provisions of the Preservation Easement shall be construed as providing the necessary written consent needed for the Massachusetts Historical Commission to certify the Premises or any part thereof as an historic landmark pursuant to Section 27 of Chapter 9 of the General Laws.

WITNESS the execution hereof by the Owner under seal in duplicate as of the JUNE 8 day of JUNE, 1987 and the acceptance hereof by the Commission acting for and on behalf of the City.

TRUSTEES OF THE PHOENIX S.K. CLUB

By: Fredrick V. Fortinelle

By: Howard A. Linn HOWARD A. LINN

By: Richard N. Payne RICHARD N. PAYNE

By: _____

CAMBRIDGE HISTORICAL COMMISSION

By: William B. King
Chairman

COMMONWEALTH OF MASSACHUSETTS

MIDDLESEX, SS.

May 1, 1987

Then personally appeared the above-named, Fredrick V. Fortinelle, the Trustees of the Phoenix S.K. Club and acknowledged the foregoing instrument to be the free act and deed of the Trustees of the Phoenix S.K. Club before me.

Nancy E. McCarthy
Notary Public
NANCY E. MCCARTHY
NOTARY PUBLIC
MY COMMISSION EXPIRES:
FEBRUARY 23, 1990

My commission expires: _____

