

NOTES:



- THE CAMBRIDGE WATER DEPARTMENT (CWD) WILL NOT ISSUE NEW WATER CONSTRUCTION PERMITS UNTIL ALL REQUIREMENTS FOR PREVIOUS (I.E., INITIAL CWD PERMIT) CWD PERMITS ARE MET. THESE REQUIREMENTS INCLUDE ACCURATE AND LEGIBLE SWING TIE DIMENSIONS TO ALL NEW WATER MAIN GATE VALVES, TEE'S AND BENDS, REQUIRED CWD "SIGN OFF'S" ON THE CONTRACTOR'S COPY OF THE CWD EXECUTED PERMIT (WHEN PERMITTED WORK IS COMPLETED), TEST DOCUMENTATION THAT INCLUDES MASSACHUSETTS STATE CERTIFIED INITIAL CHLORINATION AND BACTERIA TESTING OF NEW WATER MAIN WORK, AND PRESSURE TEST RESULTS OF NEW WATER MAIN WORK. THE CONTRACTOR IS HEREBY ADVISED THAT THE CWD WILL NOT BE RESPONSIBLE FOR THE CONTRACTOR'S SLIP IN PROJECT SCHEDULE IF THESE REQUIREMENTS FOR PERMITS ARE NOT FOLLOWED.
- CONTRACTOR SHALL CONNECT WATER SERVICES TO EXISTING 12" WATER MAIN ON SHEETS U-1 TO U-4. EXISTING LEAD SERVICES SHALL BE REMOVED AND REPLACED TO THE BACK OF SIDEWALK. SERVICES UNDER 1" IN DIAMETER SHALL BE REPLACED TO THE BACK OF SIDEWALK. NEW SERVICES SHALL NOT BE SMALLER THAN 1" IN DIAMETER. AS SHOWN IN TABLE 1 AND 1A BELOW, THE CITY OF CAMBRIDGE WATER DEPARTMENT HAS INDICATED THAT THERE ARE 58 SERVICES OF LEAD, UNKNOWN MATERIAL, AND/OR 3/4" SIZE WATER SERVICES ON CONCORD AVENUE. ADDITIONAL LOCATIONS TO BE VERIFIED BY CONTRACTOR IN THE FIELD.
- FOR WATER SERVICES GREATER THAN 1.5" IN SIZE, CONTRACTOR TO INSTALL GATE VALVE AT THE MAIN AND AT THE BACK OF SIDEWALK. THE CITY OF CAMBRIDGE WATER DEPARTMENT HAS INDICATED THAT THERE ARE 4 SERVICES GREATER THAN 1.5" IN DIAMETER AT 187-197, 326, 447 & 479 CONCORD AVENUE. ADDITIONAL LOCATIONS TO BE VERIFIED BY CONTRACTOR IN THE FIELD.
- CONTRACTOR TO ABANDON EXIST. 6" WATER MAIN AND TRANSFER ACTIVE SERVICES TO EXIST. 12" WATER MAIN. CONTRACTOR TO CONDUCT TEST PITS AT LOCATIONS ON SHEETS U-1 TO U-3 TO VERIFY LOCATION AND CONNECTIVITY OF WATER SERVICES. PRIOR TO ABANDONMENT, CONTRACTOR TO VERIFY ALL HOUSES ON CONCORD AVENUE BETWEEN NEW STREET AND CHILTON STREET ARE CONNECTED TO THE EXIST. 12" WATER MAIN.

Table 1 - Concord Avenue Record


Street #	Size	Material
199, 211	3/4"	Lead
201	3/4"	Lead
203	3/4"	Lead
205, 207	3/4"	Lead
213, 215	3/4"	Copper
220	3/4"	Unknown
222	1 1/2"	Unknown
222	3/4"	Lead
248	Unknown	Unknown
255	3/4"	Lead
255 garage	1"	Lead
256	3/4"	Lead
260	3/4"	Lead
263	1"	Lead
267	1"	Lead
273, 275	Unknown	Unknown
274, 276	3/4"	Lead
279	1"	Lead
280	3/4"	Lead
296	1 1/2"	Lead
295	Unknown	Unknown
302	3/4"	Copper
307	Unknown	Unknown
311, 313	1"	Lead
312	3/4"	Unknown
315	3/4"	Lead
315, 317	3/4"	Brass
322	3/4"	Lead
326	2"	Unknown

Table 1A - Concord Avenue Record

Street #	Size	Material
327, 329	1"	Copper
328	3/4"	Lead
330, 332	3/4"	Unknown
334	3/4"	Lead
338, 340	3/4"	Copper
339, 341	3/4"	Lead
345	1"	Lead
346	Unknown	Unknown
350, 352	3/4"	Copper
351	Unknown	Unknown
356	3/4"	Copper
360	1"	Lead
368	1"	Lead
369	3/4"	Lead
372	1"	Unknown
375	1"	Lead
385	3/4"	Lead
387	3/4"	Lead
387A, 389	1"	Lead
401	Unknown	Unknown
419, 421	3/4"	Copper
423	3/4"	Copper
445, 447	6"	Unknown
457, 459	3/4"	Lead
461	1"	Galv
463	3/4"	Copper
479	4"	Unknown
481	3/4"	Copper
489	3/4"	Lead



Scale	AS NOTED		
Date	FEBRUARY 2014		
Job No.	20120256.001A		
Designed by	TAL/JRB/FMM		
Drawn by	KJL/DRM/BMS/DRB		
Checked by	CMC/TJR	No.	Description
Approved by	BJM		REVISIONS




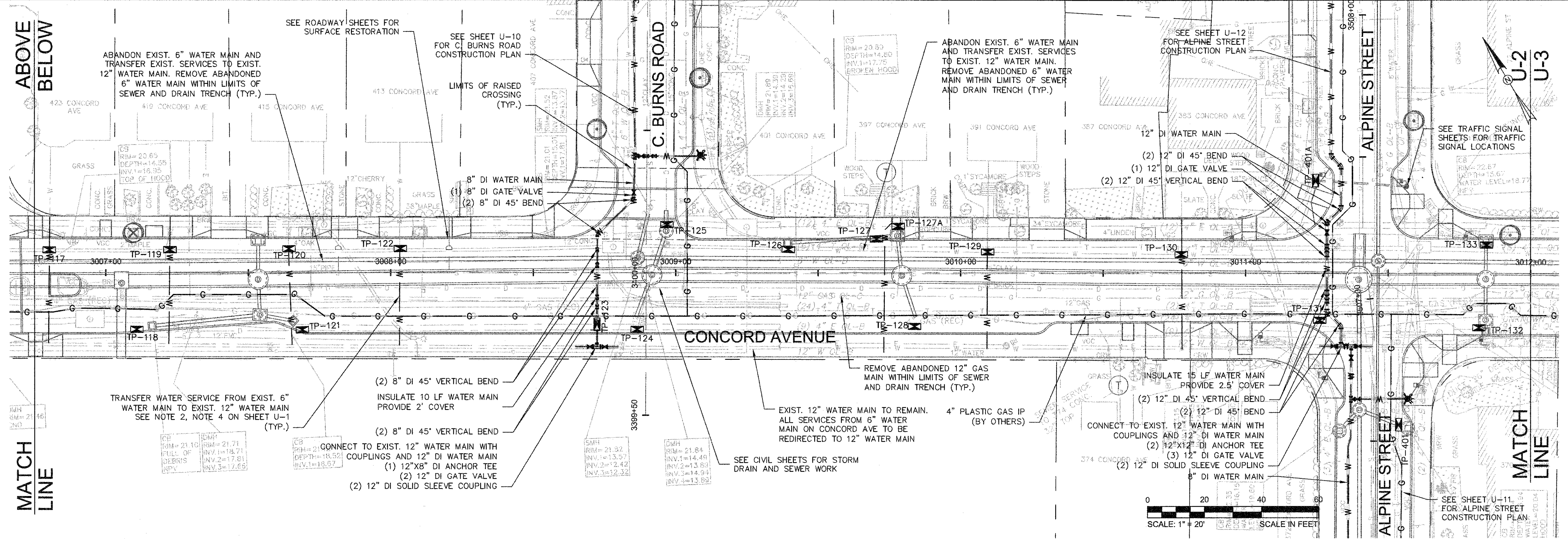
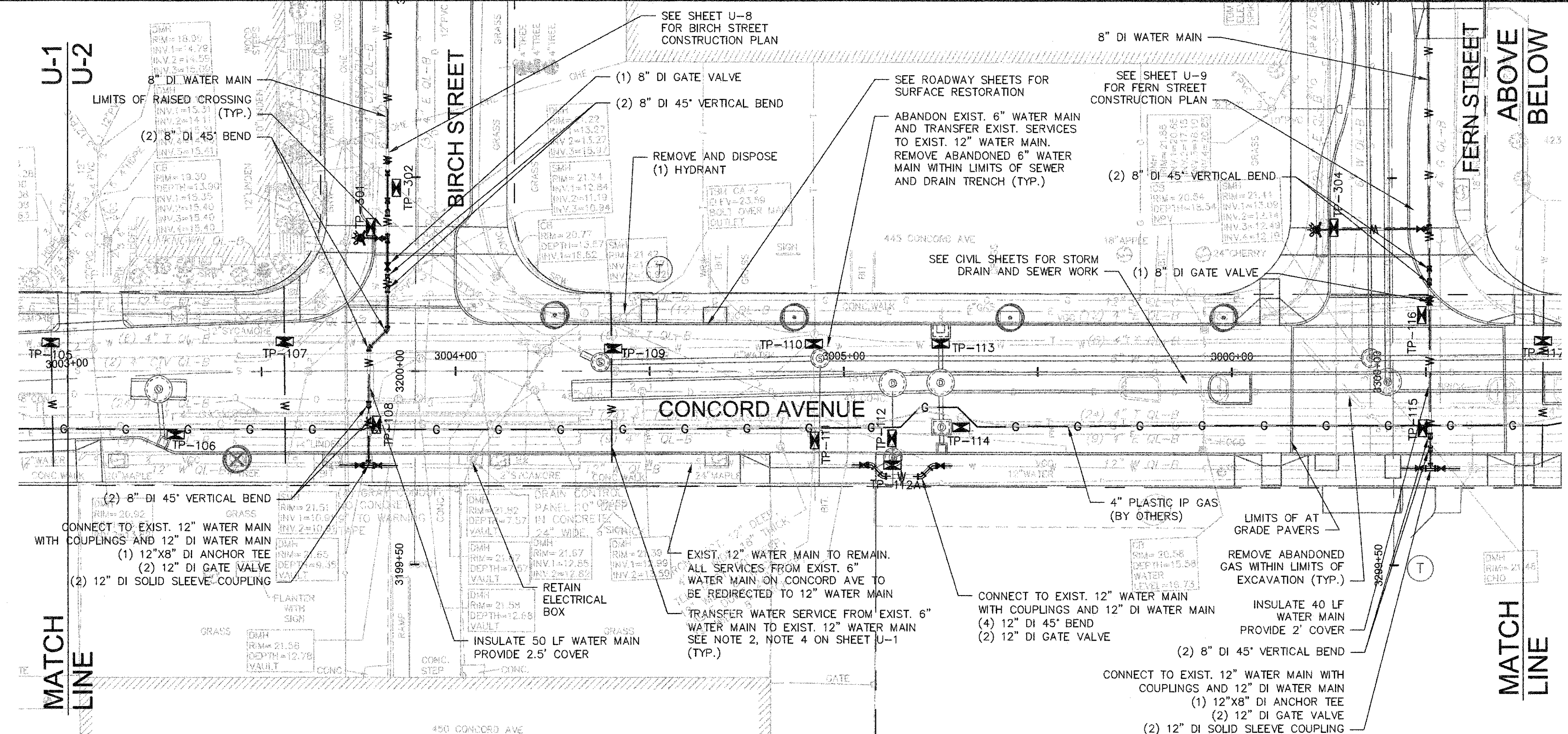
Client	CITY OF CAMBRIDGE, MASSACHUSETTS
Project	CONCORD (CONTRACT 9) SEWER SEPARATION AND SURFACE IMPROVEMENTS PROJECT
Drawing	UTILITY - CONSTRUCTION PLAN CONCORD AVENUE STA 3000+00 TO 3003+00

Sheet	U-1
File No.	6228



CONFORMED SET

CAD FILE: G:\clients\cambridge\MA\2012\256\01-A - Concord Ave (Contract 9)\Drawing\Civil\Production Drawings\Utility Construction\Plan\Utility - Concord Ave.dwg LAYOUT: ConcordAve1 PLOTTED: 2/12/2014 3:55 PM BY: kyle.jungles


CAD FILE: G:\client\cambridge\MA0212266-01-A - Concord Ave (Contract 9)\Drawings\Civil\Production Drawings\Utility_ConcordAve.dwg LAYOUT: ConcordAve2 2/12/2014 3:58 PM BK: hls: jml: gis



CONFORMED SET




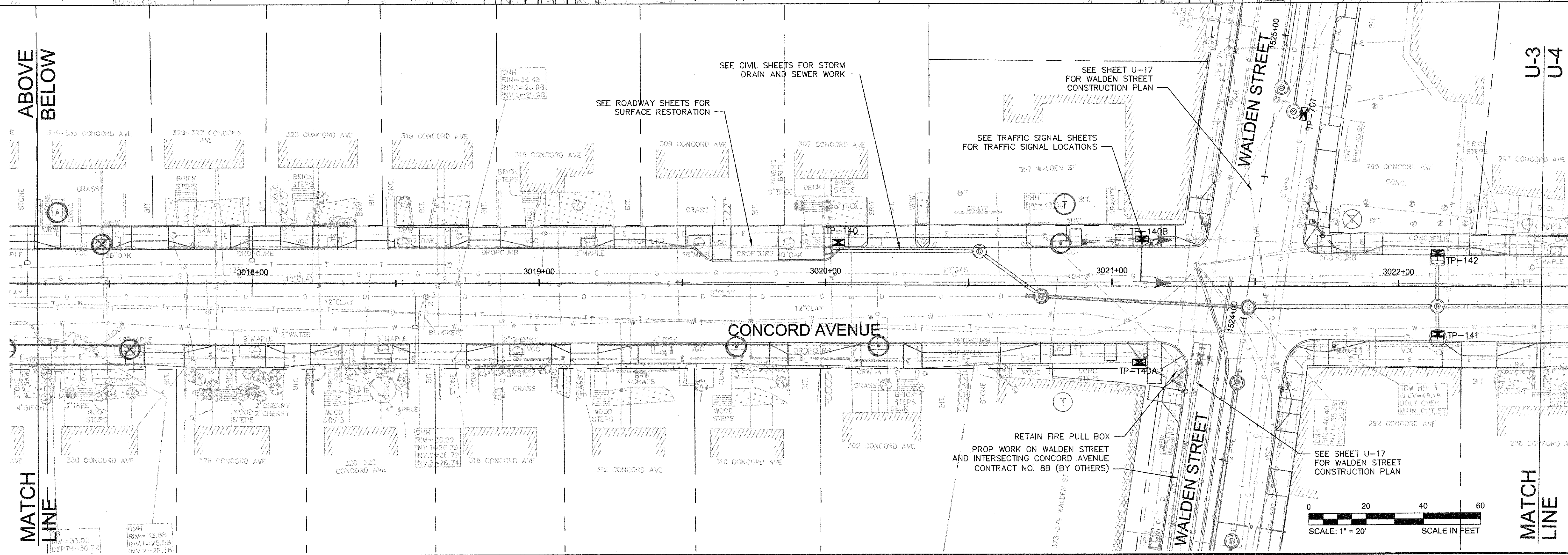
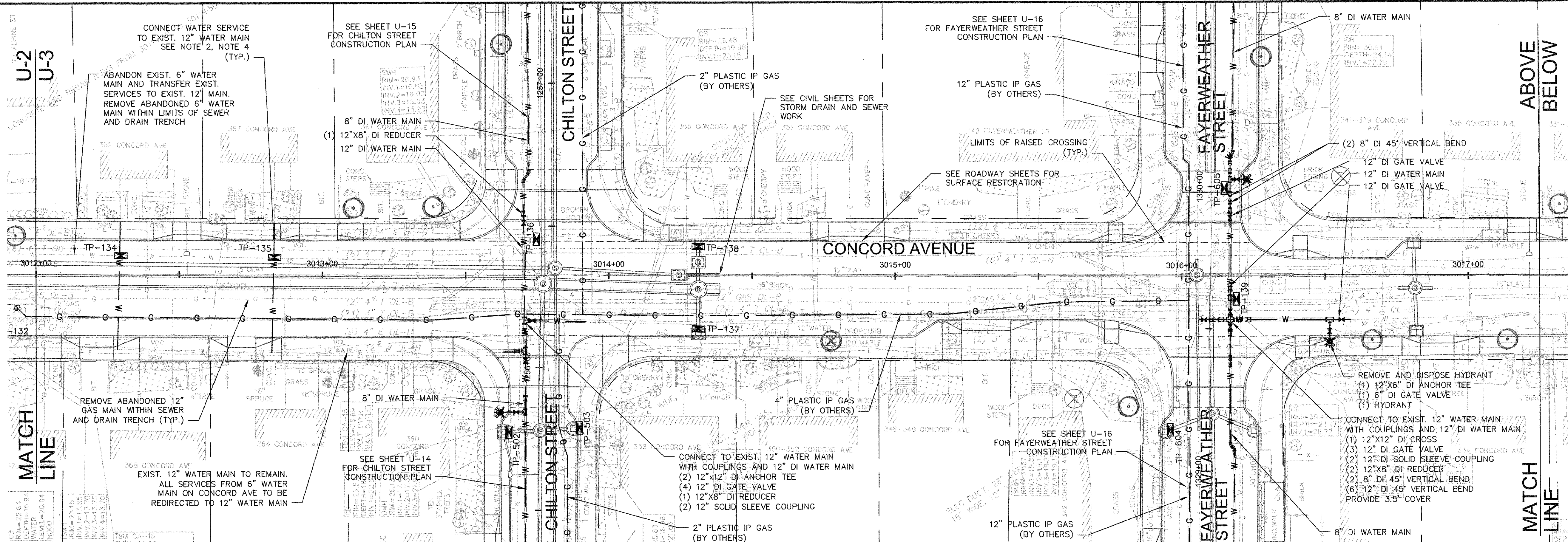
Scale	AS NOTED
Date	FEBRUARY 2014
Job No.	20120256-001A
Designed by	TAL/JRB/FMM
Drawn by	KJL/DRM/BMS/DRB
Checked by	CMC/TJR
Approved by	BJM




Client	CITY OF CAMBRIDGE, MASSACHUSETTS
Project	CONCORD (CONTRACT 9) SEWER SEPARATION AND SURFACE IMPROVEMENTS PROJECT
Drawing	UTILITY - CONSTRUCTION PLAN CONCORD AVENUE STA 3003+00 TO 3012+00

Sheet	U-2
File No.	6228

CAD FILE: G:\clients\cambridge\MA2012256\01-A - Concord Ave (Contract 9) Drawings\Construction\Utility\Concord Ave.dwg LAYOUT: ConcordAve3 PLotted: 2/12/2014 3:56 PM BY: tylin tanghals



Scale	AS NOTED		
Date	FEBRUARY 2014		
Job No.	20120256.001A		
Designed by	TAL/JRB/FMM		
Drawn by	KJL/DRM/BMS/DRB		
Checked by	CMC/TJR	No.	Description
Approved by	BJM		REVISIONS




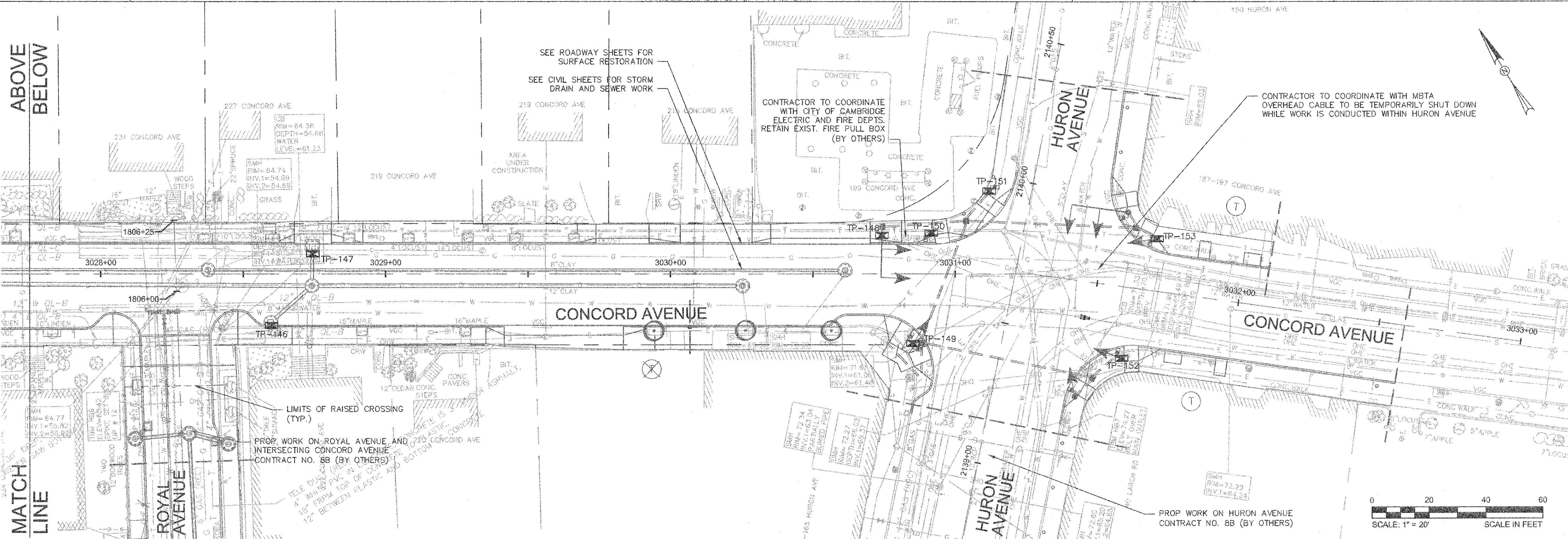
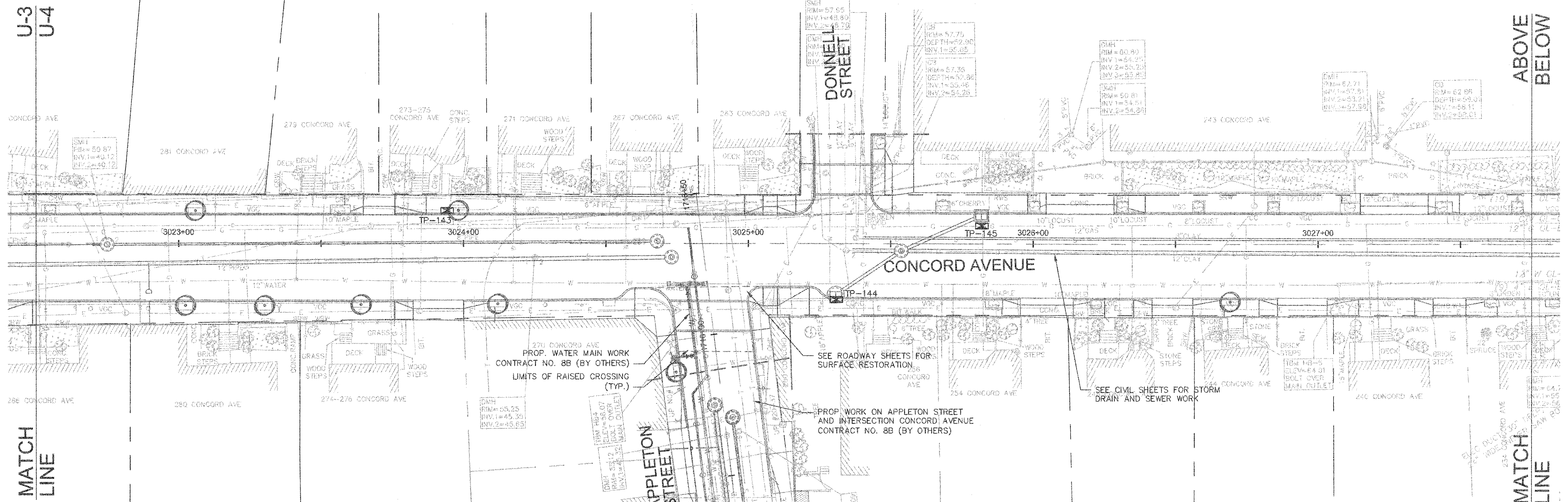
Client	CITY OF CAMBRIDGE, MASSACHUSETTS
Project	CONCORD (CONTRACT 9) SEWER SEPARATION AND SURFACE IMPROVEMENTS PROJECT
Drawing	UTILITY - CONSTRUCTION PLAN CONCORD AVENUE STA 3012+00 TO 3022+50

Sheet	U-3
File No.	6228




CONFORMED SET

CADD FILE: G:_client\cambridge\MA2012256-014 - Concord Ave (Contract 9) Drawing\CD\Production Drawing\Utility_Coordination\Plan\Utility_Coordination.dwg LAYOUT: ConcordAve.dwg PLOTTED: 2/12/2014 3:57 PM BY: Kyle Langille

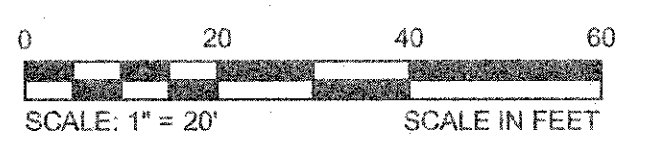


Scale	AS NOTED
Date	FEBRUARY 2014
Job No.	20120256.001A
Designed by	TAL/ARB/FMM
Drawn by	KJL/DRM/BMS/DRB
Checked by	CMC/UR
Approved by	BJM



Client	CITY OF CAMBRIDGE, MASSACHUSETTS
Project	CONCORD (CONTRACT 9) SEWER SEPARATION AND SURFACE IMPROVEMENTS PROJECT
Drawing	UTILITY - CONSTRUCTION PLAN CONCORD AVENUE STA 3022+50 TO 3031+78

Sheet	U-4
File No.	6228



CONFORMED SET

CAD FILE: G:\Users\Cambridge\My Documents\Projects\Production Drawings\Utility\BayState-Field-Fayerweather.dwg LAYOUT: BayStateField - PLOTTED: 2/12/2014 3:40 PM BY: vlye.bargali

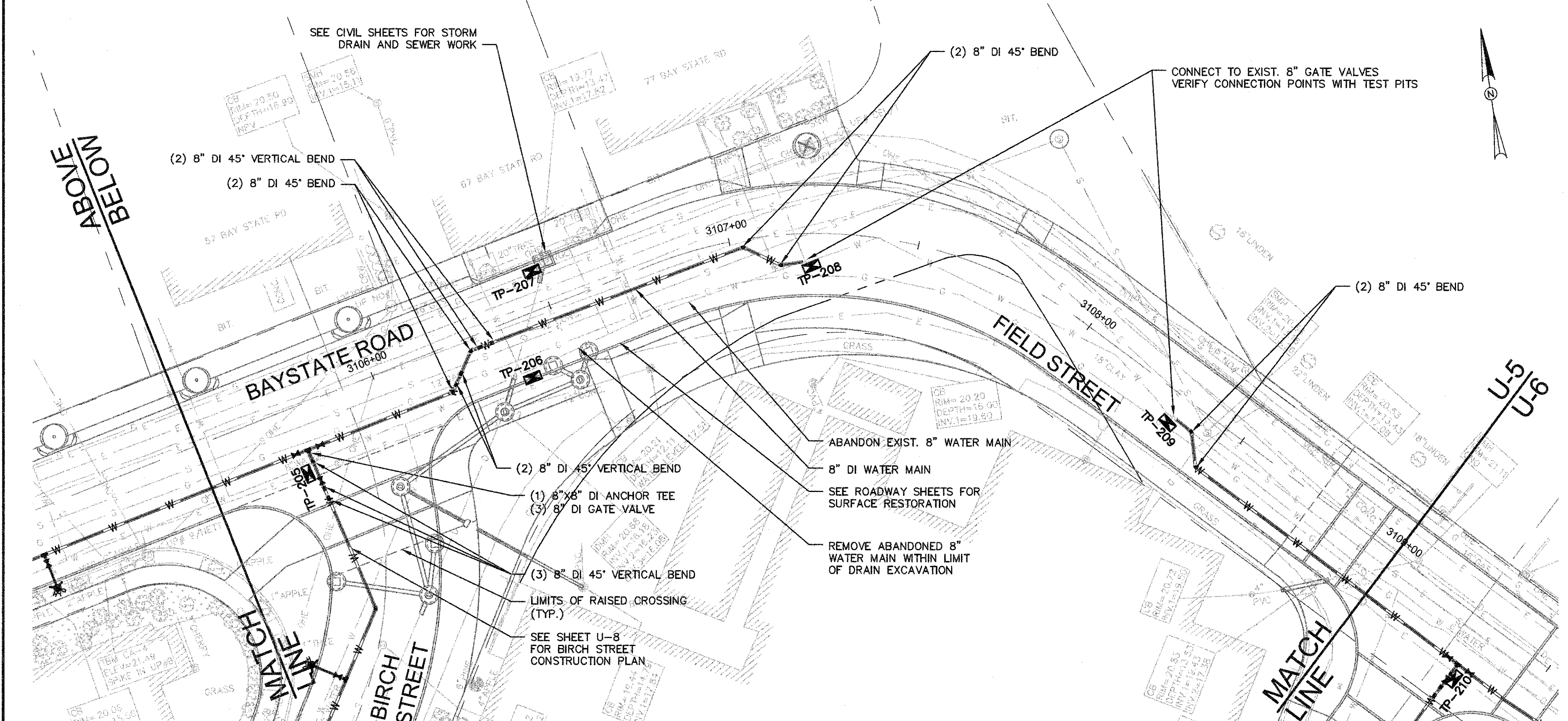
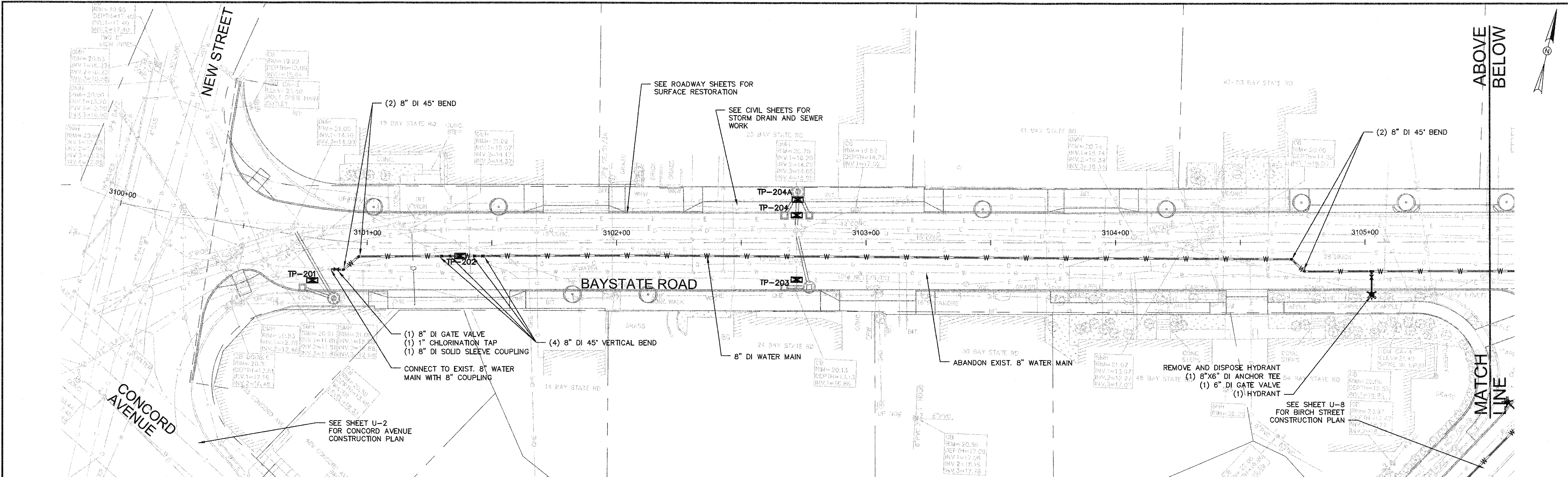


Table 2 - Bay State Road Record

Street #	Size	Material
14	3/4"	Copper
15	Unknown	Unknown
18 - 24	4"	Unknown
18 - 24	6"	Unknown
23	Unknown	Unknown
30	3/4"	Unknown
43	1 1/4"	Brass
47, 49	Unknown	Unknown
50	1"	Lead
57	Unknown	Unknown


Table 3 - Field Street Record

Street #	Size	Material
1	1"	Lead
3	1"	Lead
7	Unknown	Unknown
14, 16	1"	Lead
15, 17	1"	Lead
18	3/4"	Lead
31	Unknown	Unknown
66	3/4"	Brass
74	Unknown	Unknown


Table 4 - Fayerweather Street (East of Field Street) Record

Street #	Size	Material
204, 206	1"	Lead
211	3/4"	Lead
212, 214	1"	Lead
219	1"	Lead


- NOTES:
- THE CAMBRIDGE WATER DEPARTMENT (CWD) WILL NOT ISSUE NEW WATER CONSTRUCTION PERMITS UNTIL ALL REQUIREMENTS FOR PREVIOUS (I.E., INITIAL CWD PERMIT) CWD PERMITS ARE MET. THESE REQUIREMENTS INCLUDE ACCURATE AND LEGIBLE SWING THE DIMENSIONS TO ALL NEW WATER MAIN GATE VALVES, TEES AND BENDS, REQUIRED CWD "SIGN OFF'S" ON THE CONTRACTOR'S COPY OF THE CWD EXECUTED PERMIT (WHEN PERMITTED WORK IS COMPLETED), TEST DOCUMENTATION THAT INCLUDES MASSACHUSETTS STATE CERTIFIED INITIAL CHLORINATION AND BACTERIA TESTING OF NEW WATER MAIN WORK, AND PRESSURE TEST RESULTS OF NEW WATER MAIN WORK. THE CONTRACTOR IS HEREBY ADVISED THAT THE CWD WILL NOT BE RESPONSIBLE FOR THE CONTRACTOR'S SLIP IN PROJECT SCHEDULE IF THESE REQUIREMENTS FOR PERMITS ARE NOT FOLLOWED.
 - CONTRACTOR SHALL CONNECT WATER SERVICES TO NEW WATER MAIN. EXISTING LEAD SERVICES SHALL BE REMOVED AND REPLACED TO THE BACK OF SIDEWALK. NEW SERVICES SHALL NOT BE SMALLER THAN 1" IN DIAMETER. AS SHOWN IN TABLE 2, 3 AND 4 BELOW, THE CITY OF CAMBRIDGE WATER DEPARTMENT HAS INDICATED THAT THERE ARE 23 SERVICES OF LEAD, UNKNOWN MATERIAL, AND/OR 3/4" SIZE WATER SERVICES ON BAY STATE ROAD, FIELD STREET, AND FAYERWEATHER STREET (EAST OF FIELD STREET). ADDITIONAL LOCATIONS TO BE VERIFIED BY CONTRACTOR IN THE FIELD.
 - FOR WATER SERVICES GREATER THAN 1.5" IN SIZE, CONTRACTOR TO INSTALL GATE VALVE AT THE MAIN AND AT THE BACK OF SIDEWALK. THE CITY OF CAMBRIDGE WATER DEPARTMENT HAS INDICATED THAT THERE ARE 8 SERVICES GREATER THAN 1.5" IN DIAMETER AT 18-24 (2 SERVICES), 42 (2 SERVICES), 54 (2 SERVICES), 67 AND 75 BAY STATE ROAD. ADDITIONAL LOCATIONS TO BE VERIFIED BY CONTRACTOR IN FIELD.



CONFORMED SET



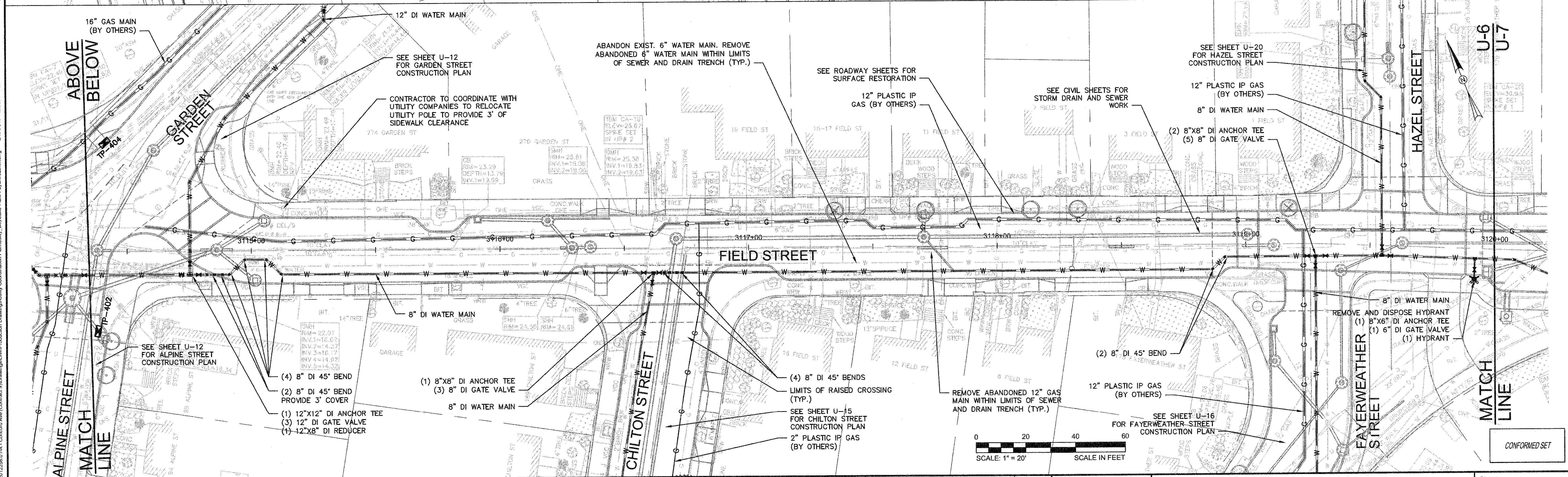
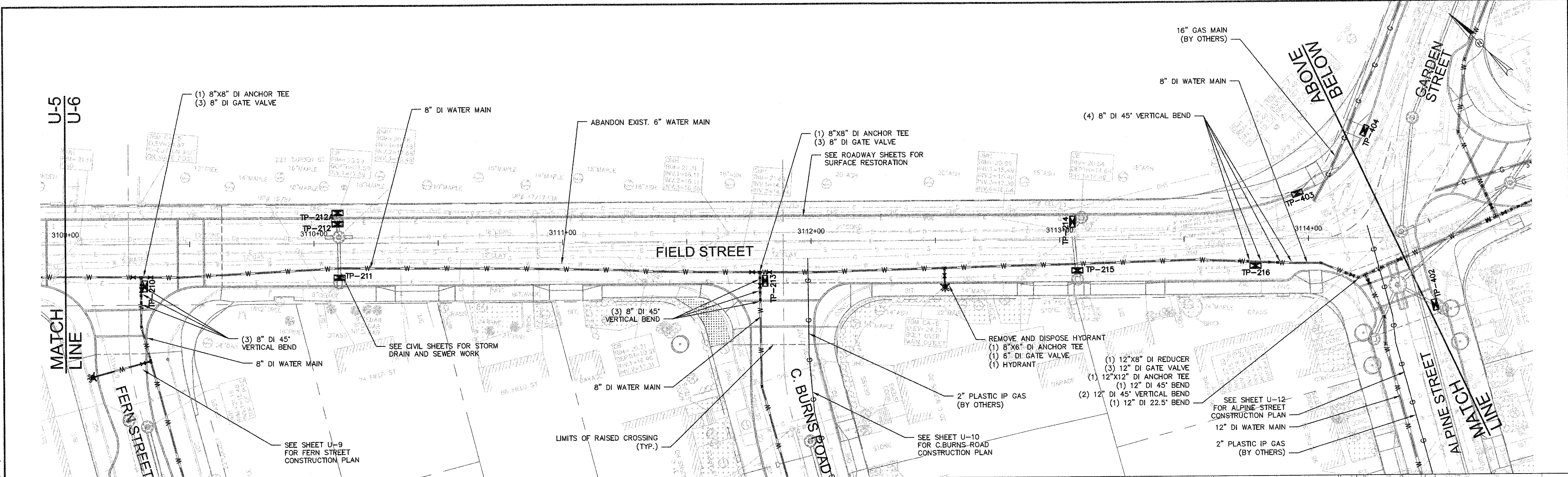
Scale	AS NOTED		
Date	FEBRUARY 2014		
Job No.	20120256.001A		
Designed by	TAL/JRB/FMM		
Drawn by	KJL/DRM/BMS/DRB		
Checked by	CMC/TJR	No.	Description
Approved by	BJM		REVISIONS




Client	CITY OF CAMBRIDGE, MASSACHUSETTS
Project	CONCORD (CONTRACT 9) SEWER SEPARATION AND SURFACE IMPROVEMENTS PROJECT
Drawing	UTILITY - CONSTRUCTION PLAN BAY STATE ROAD - FIELD STREET STA 3100+00 TO 3109+00

Sheet	U-5
File No.	6228


CAD FILE: G:\clients\cambridge\MA2012256\01A - Concord Ave\Drawings\Civil\Production Drawings\Utility\ByState-Fact\Fayerweather.dwg LAYOUT: FieldS1 - PLOTTED: 2/12/2014 3:41 PM BY: Kyle Langlois



CONFORMED SET

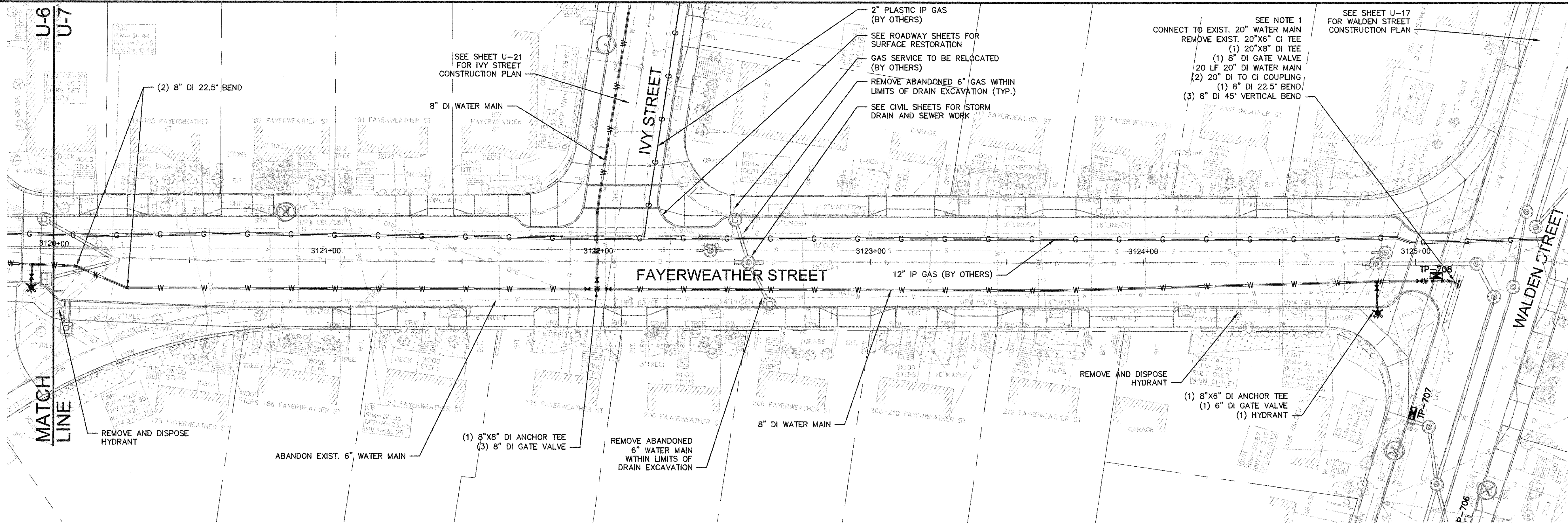


Scale	AS NOTED		
Date	FEBRUARY 2014		
Job No.	20120256.001A		
Designed by	TAL/JRB/FMM		
Drawn by	KJL/JRM/BMS/DRB		
Checked by	CMC/JR	No.	Description
Approved by	BJM		Date
REVISIONS			



Client	CITY OF CAMBRIDGE, MASSACHUSETTS
Project	CONCORD (CONTRACT 9) SEWER SEPARATION AND SURFACE IMPROVEMENTS PROJECT
Drawing	UTILITY - CONSTRUCTION PLAN FIELD STREET STA 3109+00 TO 3120+00

Sheet	U-6
File No.	6228



SEE NOTE 1
CONNECT TO EXIST. 20" WATER MAIN
REMOVE EXIST. 20"x6" CI TEE
(1) 20"x8" DI TEE
(1) 8" DI GATE VALVE
20 LF 20" DI WATER MAIN
(2) 20" DI TO CI COUPLING
(1) 8" DI 22.5' BEND
(3) 8" DI 45' VERTICAL BEND


SEE SHEET U-17
FOR WALDEN STREET
CONSTRUCTION PLAN

SEE SHEET U-21
FOR IVY STREET
CONSTRUCTION PLAN

2" PLASTIC IP GAS
(BY OTHERS)
SEE ROADWAY SHEETS FOR
SURFACE RESTORATION
GAS SERVICE TO BE RELOCATED
(BY OTHERS)
REMOVE ABANDONED 6" GAS WITHIN
LIMITS OF DRAIN EXCAVATION (TYP.)
SEE CIVIL SHEETS FOR STORM
DRAIN AND SEWER WORK


MATCH
LINE

NOTES:
1. CONTRACTOR TO COMPLETE CONNECTION TO EXIST. 20" WATER MAIN ON WALDEN STREET PRIOR TO LINING OR WATER SERVICE REPLACEMENT ON WALDEN STREET. WHEN TEE IS REMOVED CONTRACTOR TO COORDINATE WITH ENGINEER TO VERIFY CONDITION OF 20" CI. CONTRACTOR TO PROVIDE COUPON OF REMOVED PIPE TO ENGINEER.




CONFORMED SET

CAD FILE: G:\client\cambridge\MA2012256\014 - Concord Ave (Contract 9)\Drawings\Civil\Production Drawings\Utility Construction\Plan\Utility_BayState_Field\Fayerweather.dwg LAYOUT: Fayerweather-S1-1 PLOTTED: 2/12/2014 3:41 PM BY: kyle.english

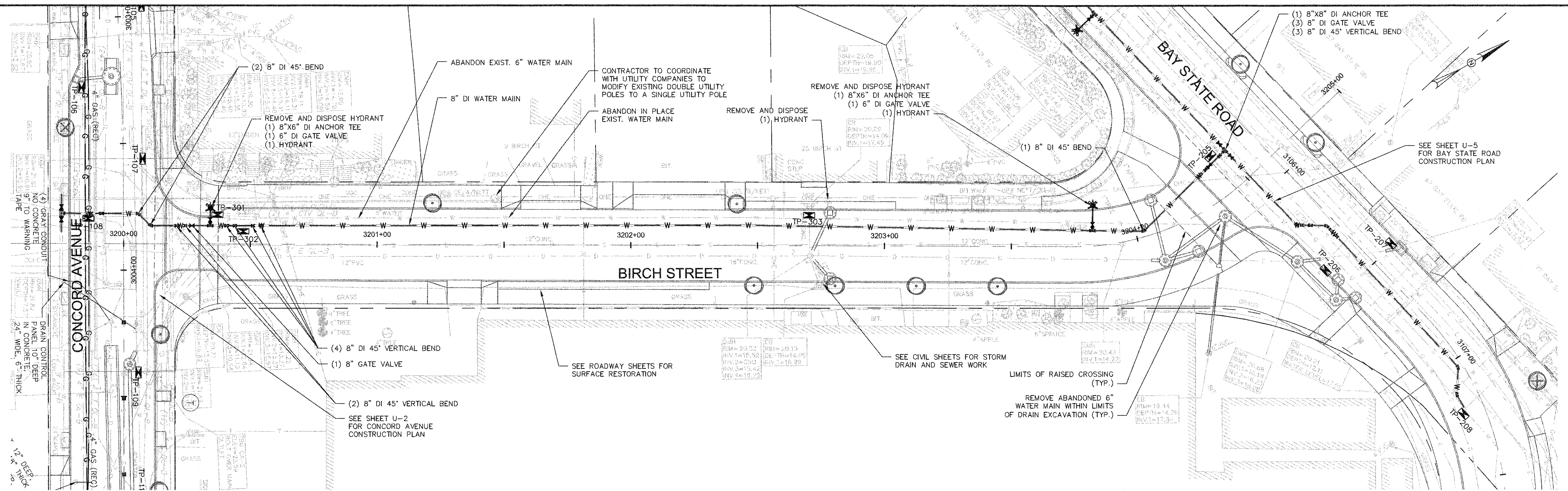


Scale	AS NOTED			
Date	FEBRUARY 2014			
Job No.	20120256.001A			
Designed by	TAL/JRB/FMM			
Drawn by	KJL/DRM/BMS/DRB			
Checked by	CMC/TJR	No.	Description	Date
Approved by	BJM		REVISIONS	



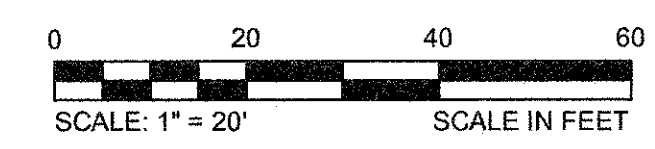
Client	CITY OF CAMBRIDGE, MASSACHUSETTS
Project	CONCORD (CONTRACT 9) SEWER SEPARATION AND SURFACE IMPROVEMENTS PROJECT
Drawing	UTILITY - CONSTRUCTION PLAN FAYERWEATHER STREET STA 3120+00 TO 3125+33

Sheet	U-7
File No.	6228





- NOTES:
1. THE CAMBRIDGE WATER DEPARTMENT (CWD) WILL NOT ISSUE NEW WATER CONSTRUCTION PERMITS UNTIL ALL REQUIREMENTS FOR PREVIOUS (I.E., INITIAL CWD PERMIT) CWD PERMITS ARE MET. THESE REQUIREMENTS INCLUDE ACCURATE AND LEGIBLE SWING TIE DIMENSIONS TO ALL NEW WATER MAIN GATE VALVES, TEES AND BENDS. REQUIRED CWD "SIGN OFF'S" ON THE CONTRACTOR'S COPY OF THE CWD EXECUTED PERMIT (WHEN PERMITTED WORK IS COMPLETED), TEST DOCUMENTATION THAT INCLUDES MASSACHUSETTS STATE CERTIFIED INITIAL CHLORINATION AND BACTERIA TESTING OF NEW WATER MAIN WORK, AND PRESSURE TEST RESULTS OF NEW WATER MAIN WORK. THE CONTRACTOR IS HEREBY ADVISED THAT THE CWD WILL NOT BE RESPONSIBLE FOR THE CONTRACTOR'S SLIP IN PROJECT SCHEDULE IF THESE REQUIREMENTS FOR PERMITS ARE NOT FOLLOWED.
 2. CONTRACTOR SHALL CONNECT WATER SERVICES TO NEW WATER MAIN. EXISTING LEAD SERVICES SHALL BE REMOVED AND REPLACED TO THE BACK OF SIDEWALK. SERVICES UNDER 1" IN DIAMETER SHALL BE REPLACED TO THE BACK OF SIDEWALK. NEW SERVICES SHALL NOT BE SMALLER THAN 1" IN DIAMETER. AS SHOWN IN TABLE 5 BELOW, THE CITY OF CAMBRIDGE WATER DEPARTMENT HAS INDICATED THAT THERE ARE 3 SERVICES OF LEAD, UNKNOWN MATERIAL, AND/OR 3/4" SIZE WATER SERVICES ON BIRCH STREET. ADDITIONAL LOCATIONS TO BE VERIFIED BY CONTRACTOR IN THE FIELD.
 3. FOR WATER SERVICES GREATER THAN 1.5" IN SIZE, CONTRACTOR TO INSTALL GATE VALVE AT THE MAIN AND AT THE BACK OF SIDEWALK. LOCATIONS TO BE VERIFIED BY CONTRACTOR IN FIELD.

Street #	Size	Material
9	Unknown	Unknown
25	3/4"	Unknown
38	Unknown	Unknown




CONFORMED SET

CAD FILE: G:\client\cambridge\MA2012256-01-A - Concord Ave (Contract 9)\Drawings\Civil\Production Drawings\Utility Coordination\Plan\Utility_Birch-Frm-C9Drawn.dwg
 LAYOUT: BirchSt - PLOTTED: 2/12/2014 3:33 PM BY: kyle.jungblut

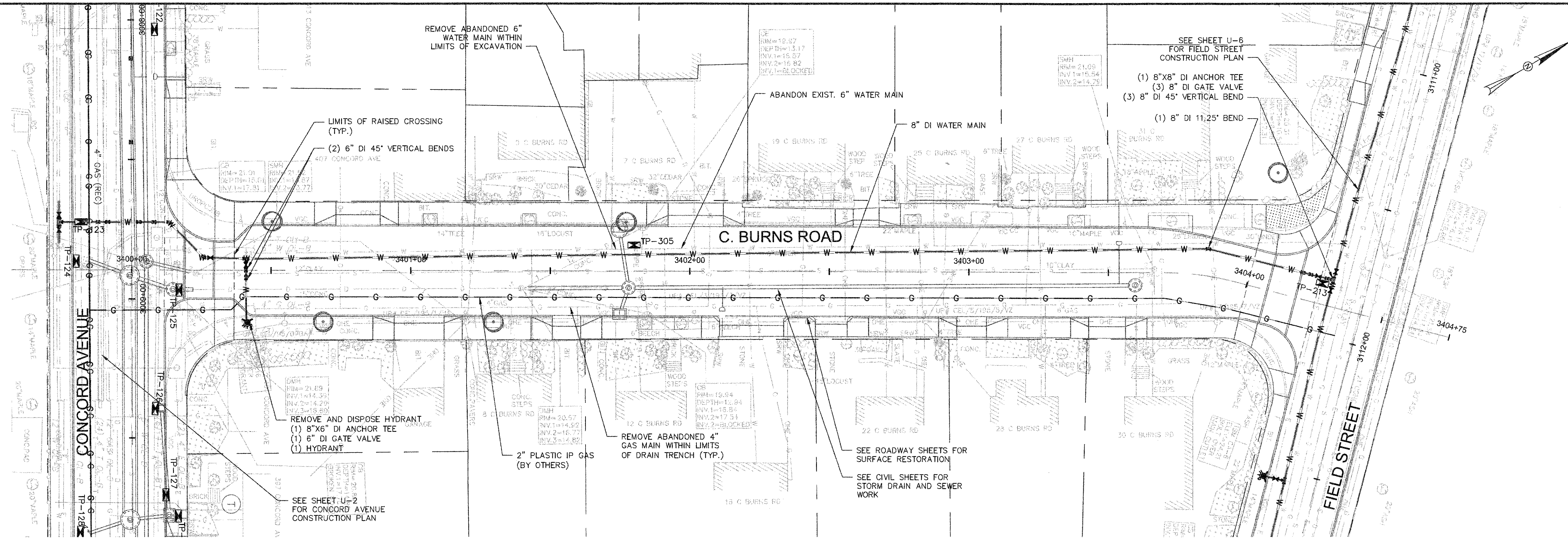


Scale	AS NOTED		
Date	FEBRUARY 2014		
Job No.	20120256.001A		
Designed by	TAL/JRB/FMM		
Drawn by	KJL/JRM/BMS/DRB	CONFORMED SET	xx/xx/xx
Checked by	CMC/TJR	No.	Description
Approved by	BJM		REVISIONS



Client	CITY OF CAMBRIDGE, MASSACHUSETTS
Project	CONCORD (CONTRACT 9) SEWER SEPARATION AND SURFACE IMPROVEMENTS PROJECT
Drawing	UTILITY - CONSTRUCTION PLAN BIRCH STREET STA 3200+00 TO 3204+63

Sheet	U-8
File No.	6228



NOTES:


- THE CAMBRIDGE WATER DEPARTMENT (CWD) WILL NOT ISSUE NEW WATER CONSTRUCTION PERMITS UNTIL ALL REQUIREMENTS FOR PREVIOUS (I.E., INITIAL CWD PERMIT) CWD PERMITS ARE MET. THESE REQUIREMENTS INCLUDE ACCURATE AND LEGIBLE SWING THE DIMENSIONS TO ALL NEW WATER MAIN GATE VALVES, TEES AND BENDS. REQUIRED CWD "SIGN OFF" ON THE CONTRACTOR'S COPY OF THE CWD EXECUTED PERMIT (WHEN PERMITTED WORK IS COMPLETED), TEST DOCUMENTATION THAT INCLUDES MASSACHUSETTS STATE CERTIFIED INITIAL CHLORINATION AND BACTERIA TESTING OF NEW WATER MAIN WORK, AND PRESSURE TEST RESULTS OF NEW WATER MAIN WORK. THE CONTRACTOR IS HEREBY ADVISED THAT THE CWD WILL NOT BE RESPONSIBLE FOR THE CONTRACTOR'S SLIP IN PROJECT SCHEDULE IF THESE REQUIREMENTS FOR PERMITS ARE NOT FOLLOWED.
- CONTRACTOR SHALL CONNECT WATER SERVICES TO NEW WATER MAIN. EXISTING LEAD SERVICES SHALL BE REMOVED AND REPLACED TO THE BACK OF SIDEWALK. SERVICES UNDER 1" IN DIAMETER SHALL BE REPLACED TO THE BACK OF SIDEWALK. NEW SERVICES SHALL NOT BE LESS THAN 1" IN DIAMETER. AS SHOWN IN TABLE 7 BELOW, THE CITY OF CAMBRIDGE WATER DEPARTMENT HAS INDICATED THAT THERE ARE 10 SERVICES OF LEAD, UNKNOWN MATERIAL, AND/OR 3/4" SIZE WATER SERVICES ON CORPORAL BURNS ROAD. ADDITIONAL LOCATIONS TO BE VERIFIED BY CONTRACTOR IN THE FIELD.
- FOR WATER SERVICES GREATER THAN 1.5" IN SIZE, CONTRACTOR TO INSTALL GATE VALVE AT THE MAIN AND AT THE BACK OF SIDEWALK. LOCATIONS TO BE VERIFIED BY CONTRACTOR IN THE FIELD.

Street #	Size	Material
7	Unknown	Unknown
9	Unknown	Unknown
8	3/4"	Brass
11	3/4"	Copper
16	Unknown	Unknown
19	3/4"	Lead
25	3/4"	Lead
27, 29	3/4"	Lead
28, 30	3/4"	Copper
31	1"	Lead




CONFORMED SET

CAD FILE: G:\clients\cambridge\MA\2012256\01-A - Concord Ave (Contract 9)\Drawings\Civil\Production Drawings\Utility Coordination\Plan\Utility_Brick-Frm-CBurns.dwg
 LAYOUT: Cburns.dwg
 PLOTTED: 2/19/2014 3:28 PM BY: Kyle Wright



Scale	AS NOTED		
Date	FEBRUARY 2014		
Job No.	20120256.001A		
Designed by	TAL/JRB/FMM		
Drawn by	KJL/DRM/BMS/DRB		
Checked by	CMC/TJR	No.	Description
Approved by	BUM		Date



Client	CITY OF CAMBRIDGE, MASSACHUSETTS	Sheet	U-10
Project	CONCORD (CONTRACT 9) SEWER SEPARATION AND SURFACE IMPROVEMENTS PROJECT	File No.	6228
Drawing	UTILITY - CONSTRUCTION PLAN CORPORAL BURNS ROAD STA 3400+00 TO 3404+42		

CADD FILE: G:\client\cambridge\MA201226\01-A_Concord Ave (Contract 9)\Drawings\Utility Production Drawings\Utility Coordination\Plan\Utility_AlpineSt_GardenSt.dwg LAYOUT: AlpineSt_1 PLOTTED: 2/12/2014 3:15 PM BY: vlv, tangalis

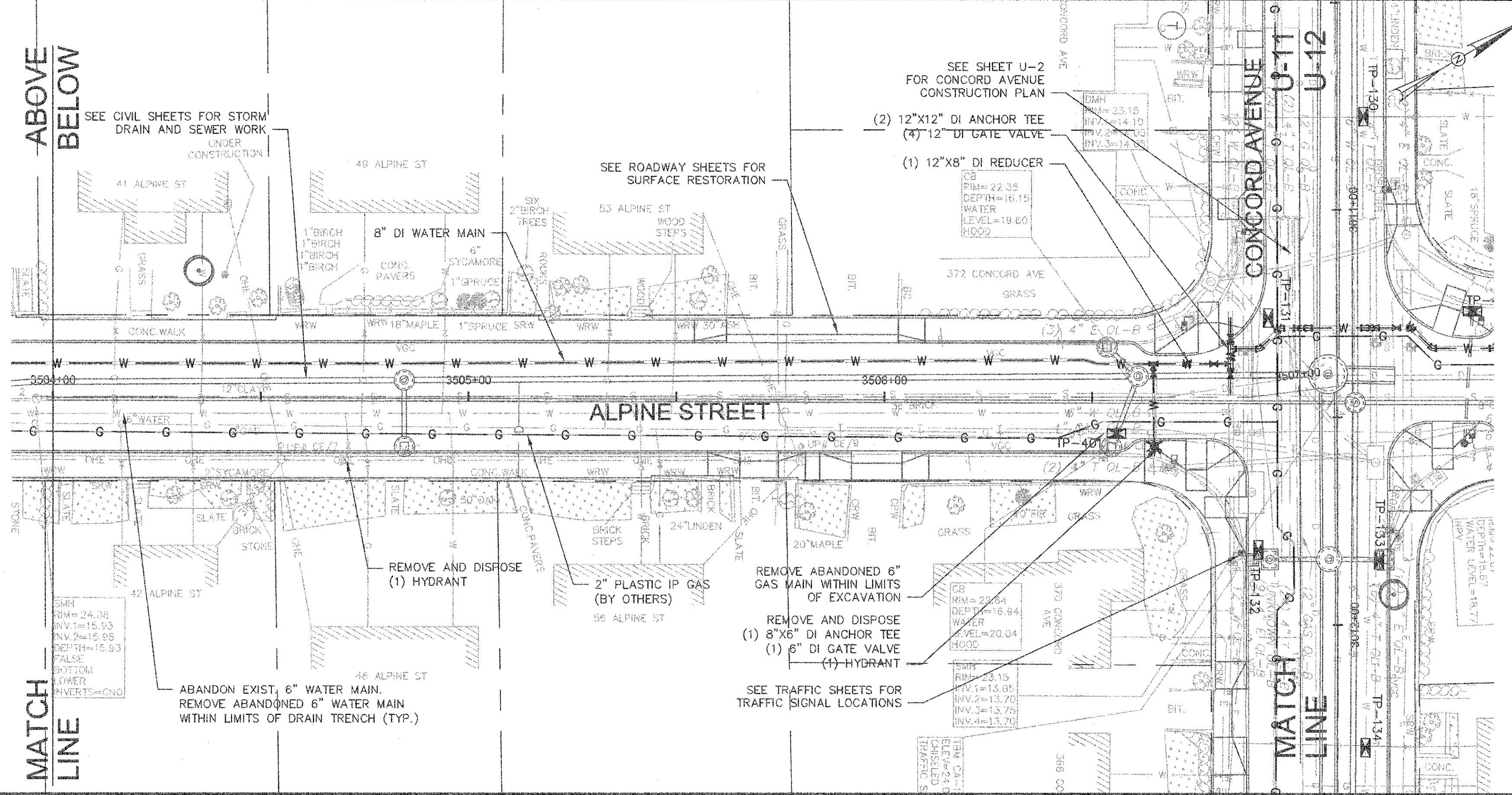
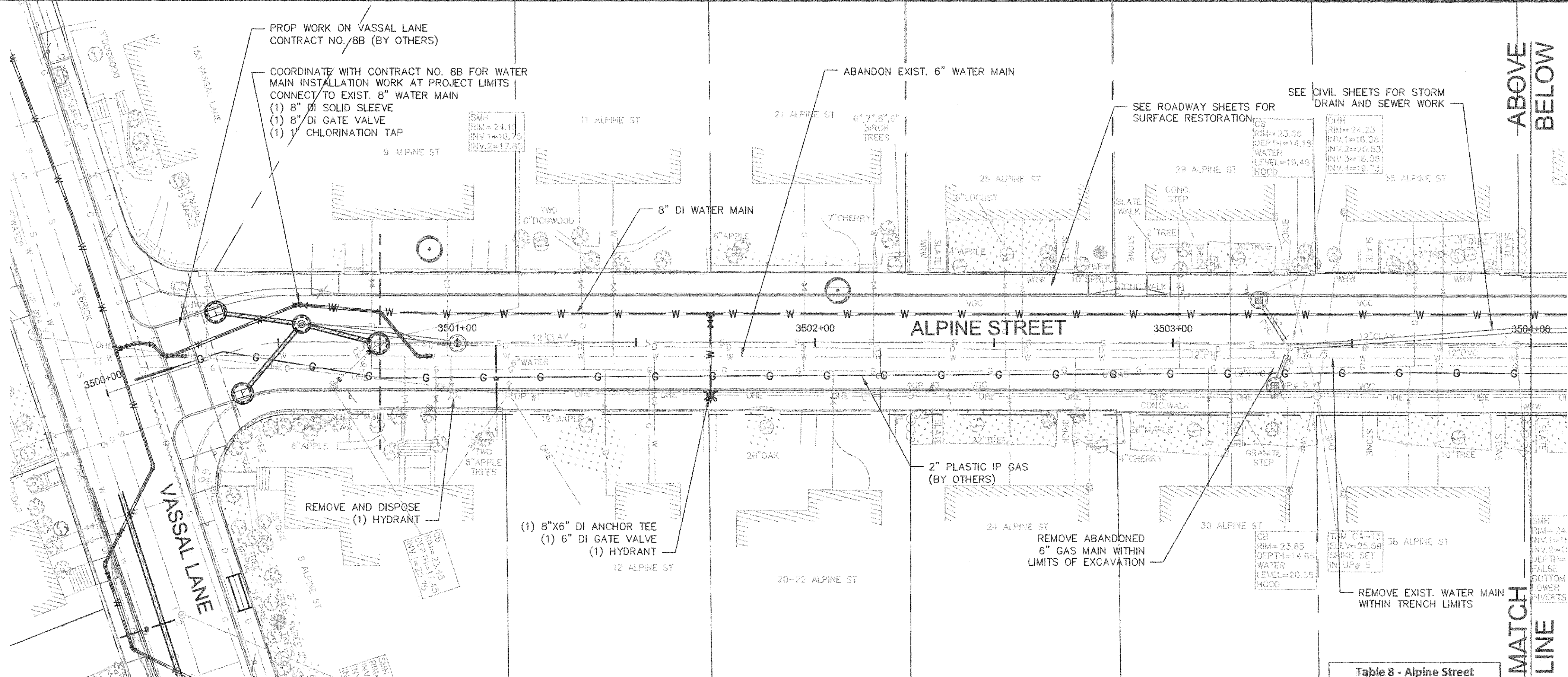




Table 8 - Alpine Street

Record		
Street #	Size	Material
6, 8	3/4"	Unknown
7, 9	3/4"	Unknown
10	3/4"	Lead
11, 15	3/4"	Unknown
12, 16	3/4"	Unknown
19, 21	3/4"	Unknown
20, 22	3/4"	Unknown
23, 25	3/4"	Unknown
24, 26	3/4"	Unknown
29, 31	3/4"	Unknown
30, 32	3/4"	Unknown
35, 37	3/4"	Unknown
36, 38	3/4"	Unknown
41, 43	3/4"	Unknown
42, 44	3/4"	Unknown
47, 49	3/4"	Unknown
48, 50	3/4"	Unknown
53, 55	3/4"	Unknown
54, 56	3/4"	Unknown
77, 79	3/4"	Lead
81, 83	1"	Unknown
82, 84	3/4"	Galv
85, 87	3/4"	Lead
88	3/4"	Lead
91	3/4"	Copper
98, 100	1"	Lead


Table 9 - Garden Street

Record		
Street #	Size	Material
178, 180	3/4"	Unknown
190	1"	Unknown
202	Unknown	Unknown
230	1"	Unknown
237 - 247	Unknown	Unknown
270	3/4"	Lead
274	Unknown	Unknown

- NOTES:
- THE CAMBRIDGE WATER DEPARTMENT (CWD) WILL NOT ISSUE NEW WATER CONSTRUCTION PERMITS UNTIL ALL REQUIREMENTS FOR PREVIOUS (I.E., INITIAL CWD PERMIT) CWD PERMITS ARE MET. THESE REQUIREMENTS INCLUDE ACCURATE AND LEGIBLE SWING THE DIMENSIONS TO ALL NEW WATER MAIN DI GATE VALVES, TEES AND BENDS, REQUIRED CWD "SIGN OFF'S" ON THE CONTRACTOR'S COPY OF THE CWD EXECUTED PERMIT (WHEN PERMITTED WORK IS COMPLETED), TEST DOCUMENTATION THAT INCLUDES MASSACHUSETTS STATE CERTIFIED INITIAL CHLORINATION AND BACTERIA TESTING OF NEW WATER MAIN WORK, AND PRESSURE TEST RESULTS OF NEW WATER MAIN WORK. THE CONTRACTOR IS HEREBY ADVISED THAT THE CWD WILL NOT BE RESPONSIBLE FOR THE CONTRACTOR'S SLIP IN PROJECT SCHEDULE IF THESE REQUIREMENTS FOR PERMITS ARE NOT FOLLOWED.
 - CONTRACTOR SHALL CONNECT WATER SERVICES TO NEW WATER MAIN. EXISTING LEAD SERVICES SHALL BE REMOVED AND REPLACED TO THE BACK OF SIDEWALK. SERVICES UNDER 1" IN DIAMETER SHALL BE REPLACED TO THE BACK OF SIDEWALK. NEW SERVICES SHALL NOT BE SMALLER THAN 1" IN DIAMETER. AS SHOWN IN TABLE 8 AND 9 BELOW, THE CITY OF CAMBRIDGE WATER DEPARTMENT HAS INDICATED THAT THERE ARE 33 SERVICES OF LEAD, UNKNOWN MATERIAL, AND/OR 3/4" SIZE WATER SERVICES ON ALPINE STREET AND GARDEN STREET. ADDITIONAL LOCATIONS TO BE VERIFIED BY CONTRACTOR IN THE FIELD.
 - FOR WATER SERVICES GREATER THAN 1.5" IN SIZE, CONTRACTOR TO INSTALL DI GATE VALVE AT THE MAIN AND AT THE BACK OF SIDEWALK. ADDITIONAL LOCATIONS TO BE VERIFIED BY CONTRACTOR IN THE FIELD.




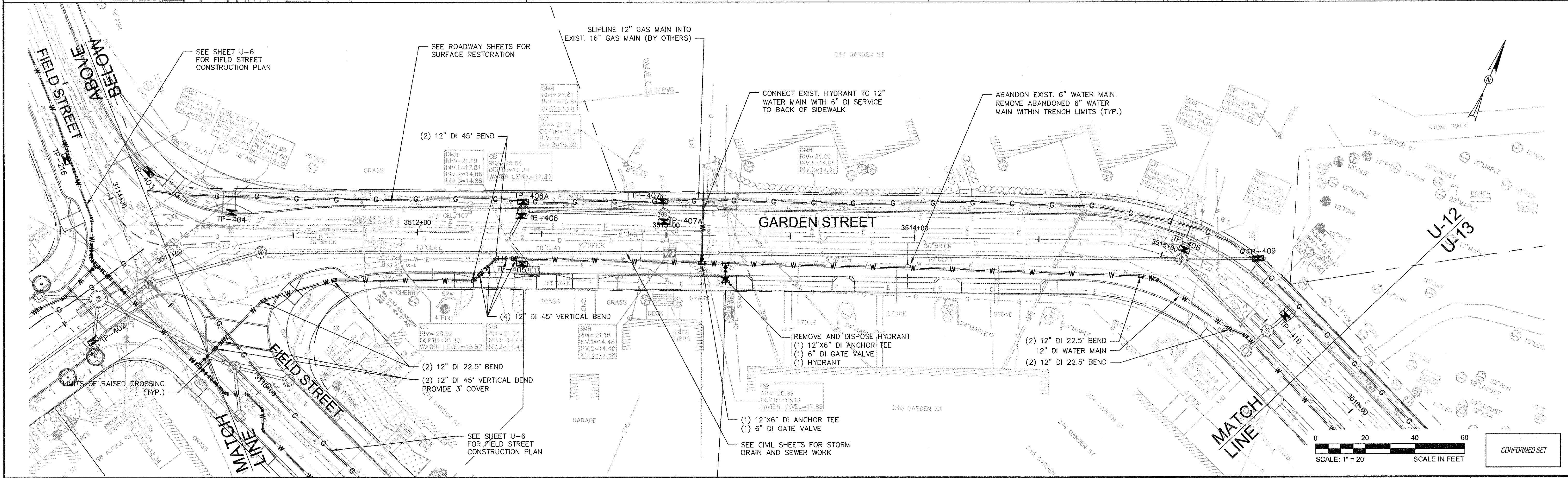
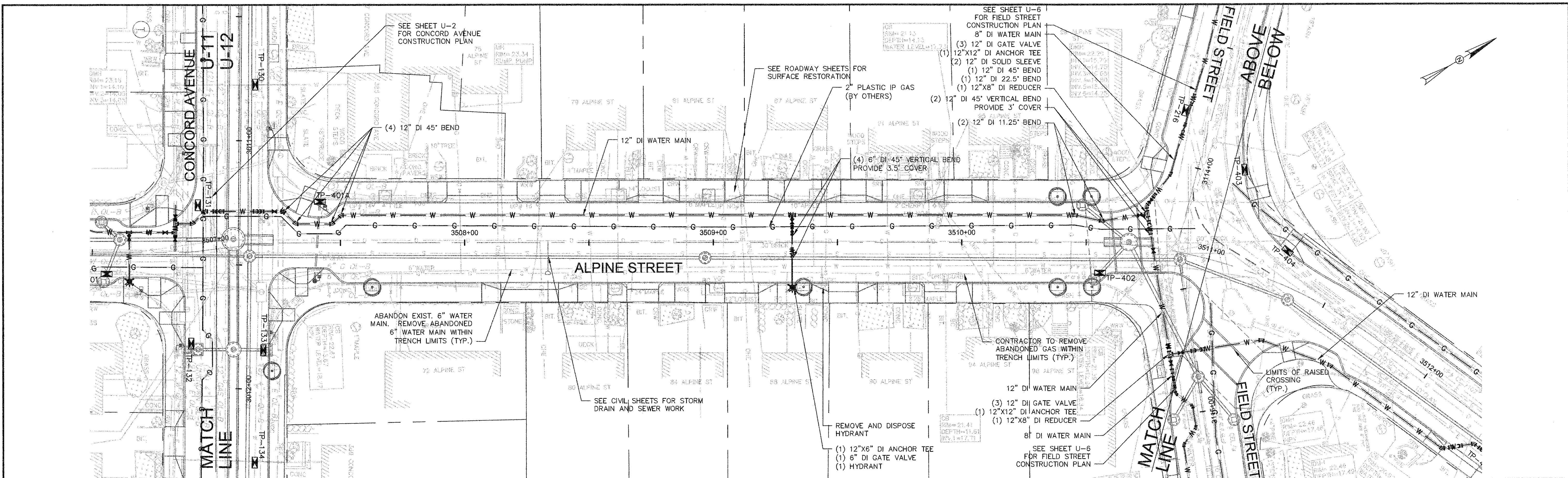
Scale	AS NOTED
Date	FEBRUARY 2014
Job No.	20120266.001A
Designed by	TAL/JRB/FMM
Drawn by	KJL/DRM/BMS/DRB
Checked by	CMC/TJR
Approved by	BJM




Client	CITY OF CAMBRIDGE, MASSACHUSETTS
Project	CONCORD (CONTRACT 9) SEWER SEPARATION AND SURFACE IMPROVEMENTS PROJECT
Drawing	UTILITY - CONSTRUCTION PLAN ALPINE STREET STA 3500+00 TO 3507+00

Sheet	U-11
File No.	6228

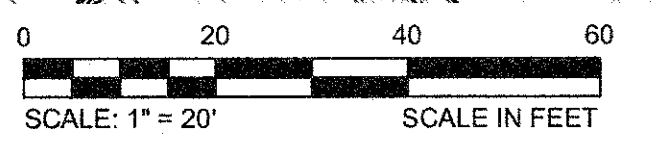
CAD FILE: G:\clients\cambridge\MA2012256-01-A - Concord Ave (Contract 9) Drawings\Production Drawings\Utility - Concord Ave (Contract 9) Drawings\Production Drawings\Utility - Alpine St - Garden St.dwg LAYOUT: AlpineStGardenSt.dwg PLOTTED: 2/19/2014 3:16 PM BY: kyle langlois



Scale	AS NOTED		
Date	FEBRUARY 2014		
Job No.	20120256.001A		
Designed by	TAL/JRB/FMM		
Drawn by	KJL/DRM/BMS/DRB		
Checked by	CMC/TJR	No.	Description
Approved by	BJM		REVISIONS

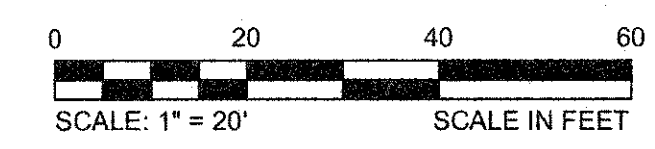
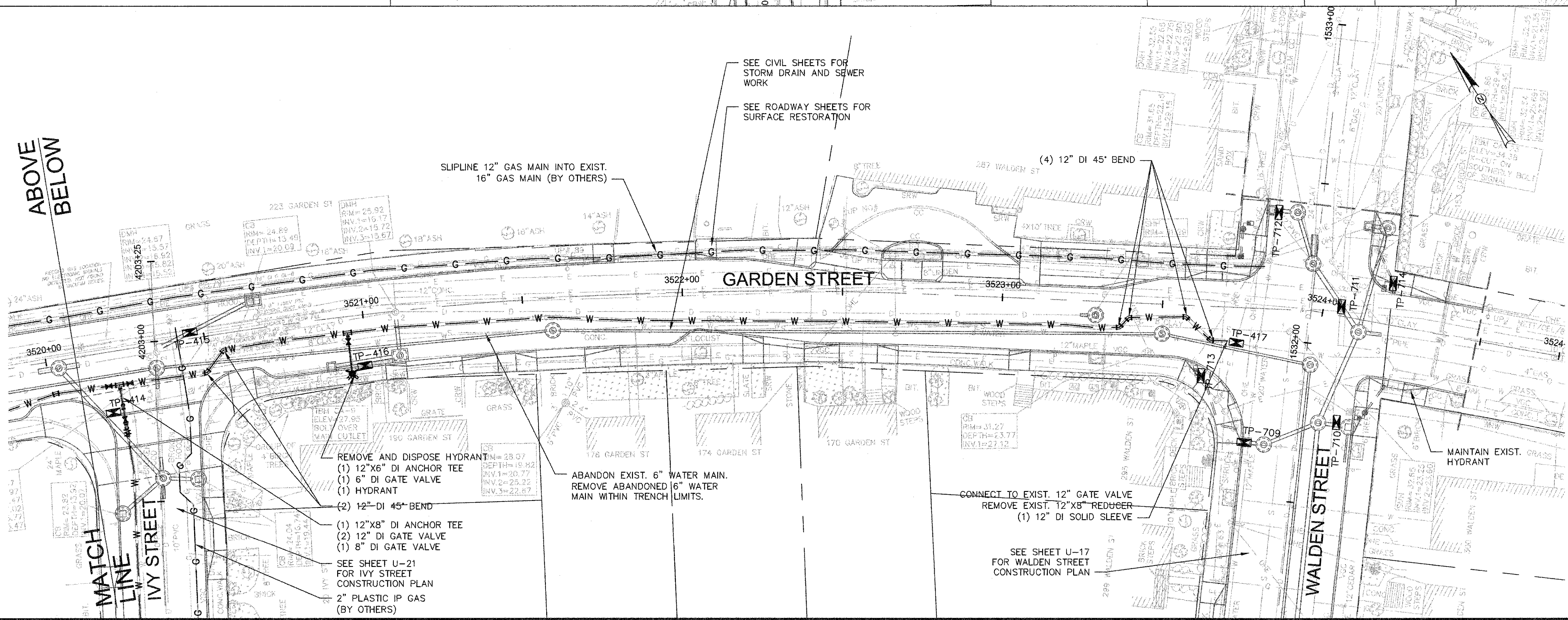
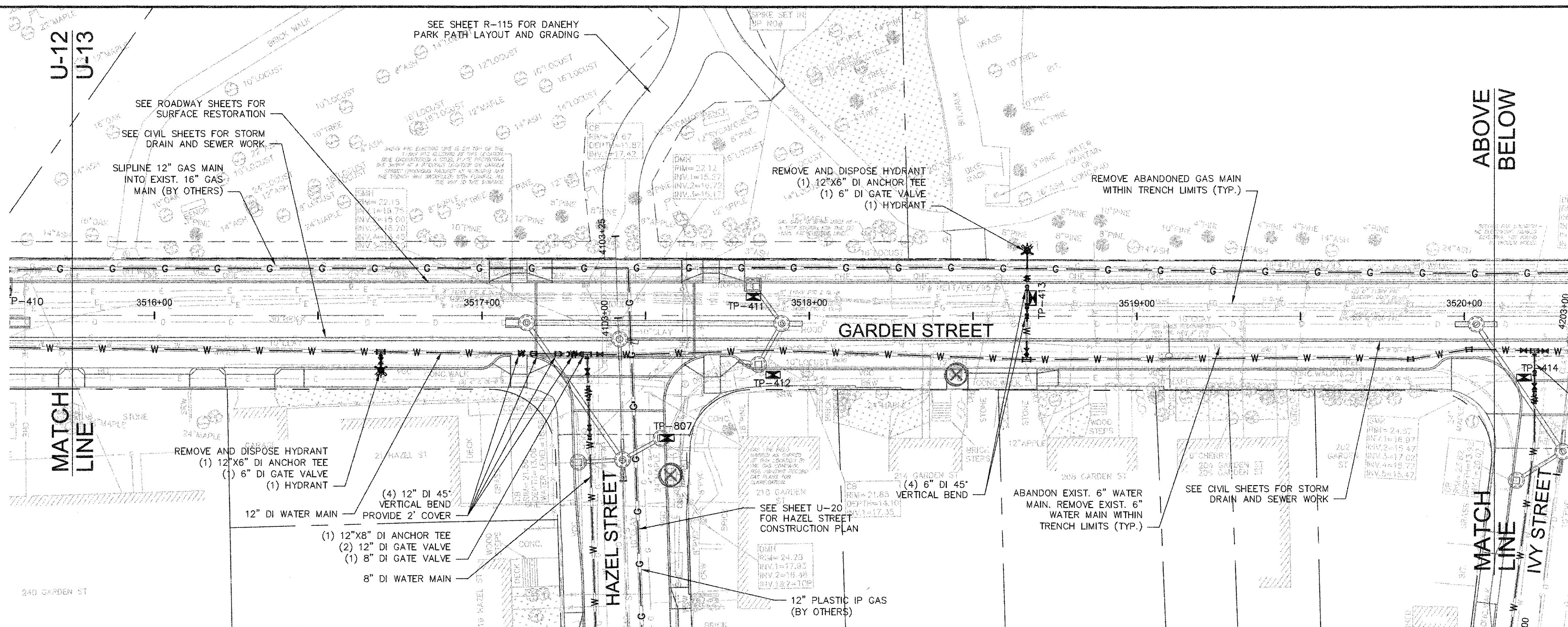


Client	CITY OF CAMBRIDGE, MASSACHUSETTS	Sheet	U-12
Project	CONCORD (CONTRACT 9) SEWER SEPARATION AND SURFACE IMPROVEMENTS PROJECT	File No.	6228
Drawing	UTILITY - CONSTRUCTION PLAN ALPINE STREET - GARDEN STREET STA 3507+00 TO 3515+75		





CONFORMED SET


CAD FILE: G:\client\cambridge\MA2012256-01-A - Concord Ave (Contract 9) Drawings\DWG\Production Drawings\Utility_Coordination\Plan\Utility_Altier-St-Garden-St.dwg LAYOUT: Garden St 1 PLOTTED: 2/12/2014 3:16 PM BY: Kyle Langlois



CONFORMED SET



Scale	AS NOTED
Date	FEBRUARY 2014
Job No.	20120256-001A
Designed by	TAL/JRB/FMM
Drawn by	KJL/DRM/BMS/DRB
Checked by	CMC/JJR
Approved by	BJM



Client	CITY OF CAMBRIDGE, MASSACHUSETTS
Project	CONCORD (CONTRACT 9) SEWER SEPARATION AND SURFACE IMPROVEMENTS PROJECT
Drawing	UTILITY - CONSTRUCTION PLAN GARDEN STREET STA 3515+75 TO 3524+67

Sheet	U-13
File No.	6228

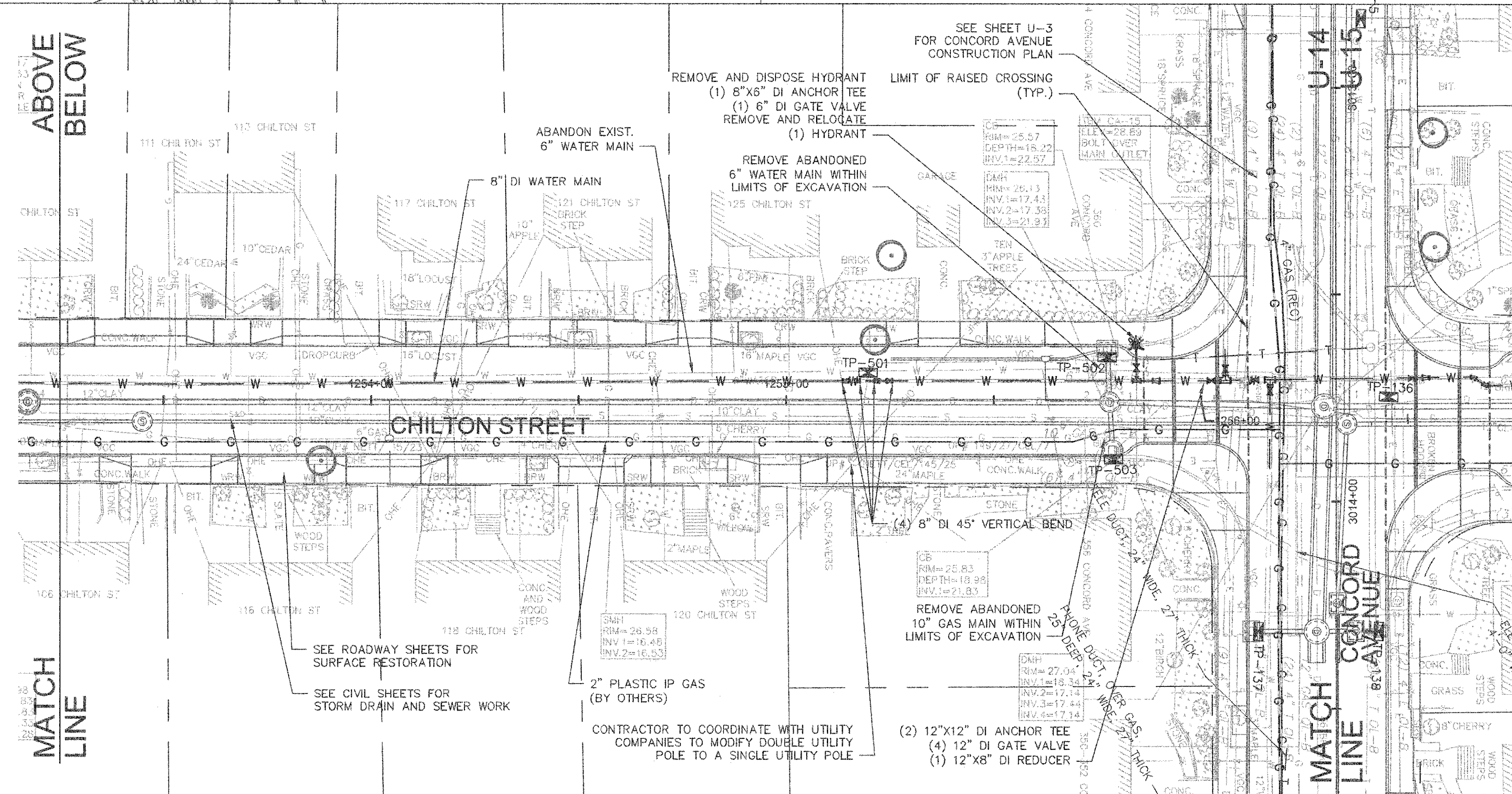
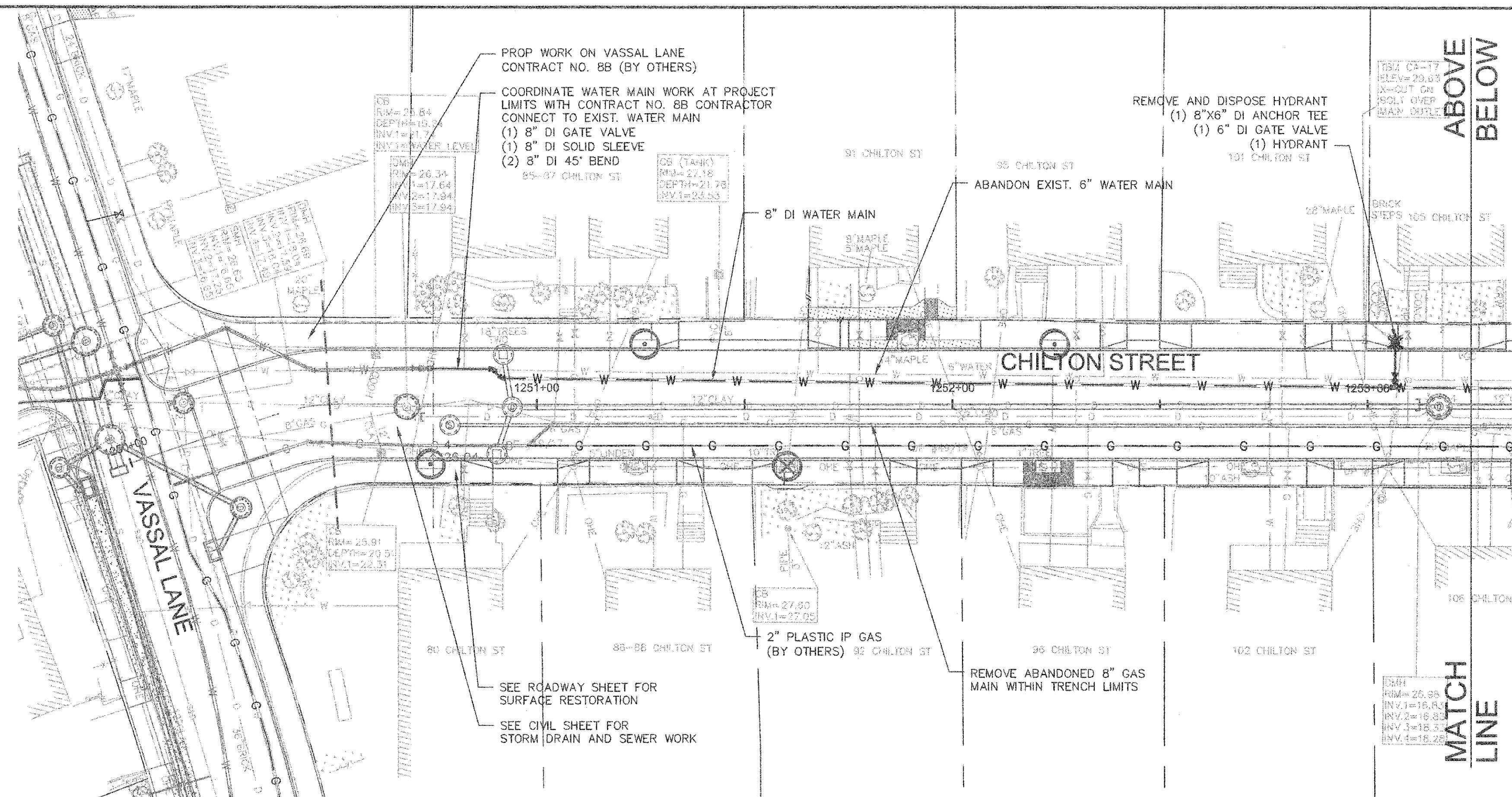
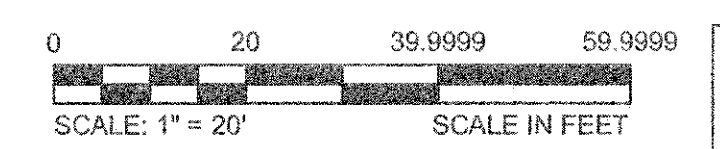



Table 10 - Chilton Street Record

Street #	Size	Material
80, 82	3/4"	Galv
86, 88	1"	Lead
91, 93	1"	Lead
92	Unknown	Unknown
95, 97	1"	Plastic
96, 98	1"	Lead
102, 104	1"	Plastic
111, 113	Unknown	Unknown
115, 117	3/4"	Copper
118	Unknown	Unknown
119, 121	3/4"	Lead
146	1"	Lead
150	Unknown	Unknown
154, 156	1"	Lead
162, 164	1"	Lead
163	3/4"	Copper
169, 171	1"	Lead


- NOTES:**
1. THE CAMBRIDGE WATER DEPARTMENT (CWD) WILL NOT ISSUE NEW WATER CONSTRUCTION PERMITS UNTIL ALL REQUIREMENTS FOR PREVIOUS (I.E., INITIAL CWD PERMIT) CWD PERMITS ARE MET. THESE REQUIREMENTS INCLUDE ACCURATE AND LEGIBLE SWING TIE DIMENSIONS TO ALL NEW WATER MAIN GATE VALVES, TEES AND BENDS, REQUIRED CWD "SIGN OFF'S" ON THE CONTRACTOR'S COPY OF THE CWD EXECUTED PERMIT (WHEN PERMITTED WORK IS COMPLETED), TEST DOCUMENTATION THAT INCLUDES MASSACHUSETTS STATE CERTIFIED INITIAL CHLORINATION AND BACTERIA TESTING OF NEW WATER MAIN WORK, AND PRESSURE TEST RESULTS OF NEW WATER MAIN WORK. THE CONTRACTOR IS HEREBY ADVISED THAT THE CWD WILL NOT BE RESPONSIBLE FOR THE CONTRACTOR'S SLIP IN PROJECT SCHEDULE IF THESE REQUIREMENTS FOR PERMITS ARE NOT FOLLOWED.
 2. CONTRACTOR SHALL CONNECT WATER SERVICES TO NEW WATER MAIN. EXISTING LEAD SERVICES SHALL BE REMOVED AND REPLACED TO THE BACK OF SIDEWALK. NEW SERVICES UNDER 1" IN DIAMETER SHALL BE REPLACED TO THE BACK OF SIDEWALK. NEW SERVICES SHALL NOT BE SMALLER THAN 1" IN DIAMETER. AS SHOWN IN TABLE 10 BELOW, THE CITY OF CAMBRIDGE WATER DEPARTMENT HAS INDICATED THAT THERE ARE 17 SERVICES OF LEAD, UNKNOWN MATERIAL, AND/OR 1/2" SIZE WATER SERVICES ON CHILTON STREET. ADDITIONAL LOCATIONS TO BE VERIFIED BY CONTRACTOR IN THE FIELD.
 3. FOR WATER SERVICES GREATER THAN 1.5" IN SIZE, CONTRACTOR TO INSTALL GATE VALVE AT THE MAIN AND AT THE BACK OF SIDEWALK. LOCATIONS TO BE VERIFIED BY CONTRACTOR IN THE FIELD.



CONFIRMED SET



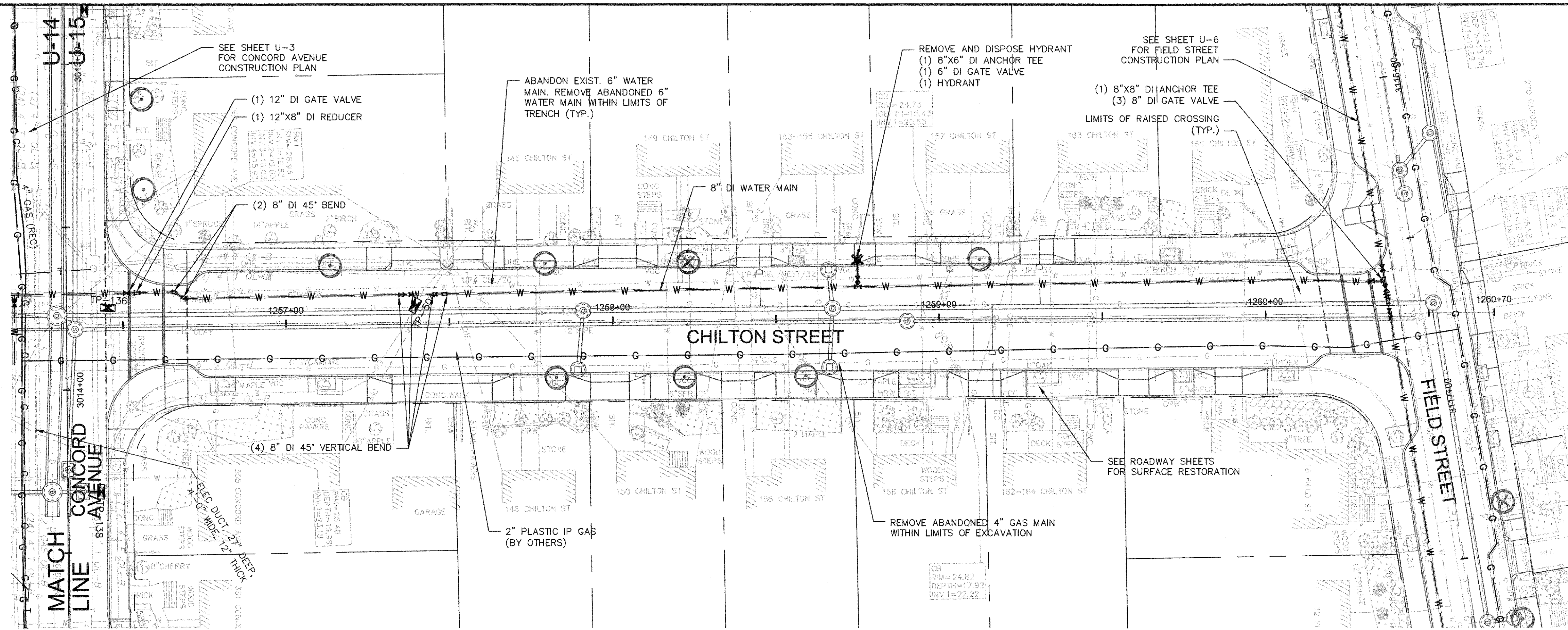
Scale	AS NOTED
Date	FEBRUARY 2014
Job No.	20120256.001A
Designed by	TAL/JRB/FMM
Drawn by	KJL/DRM/BMS/DRB
Checked by	CMC/TJR
Approved by	BJM



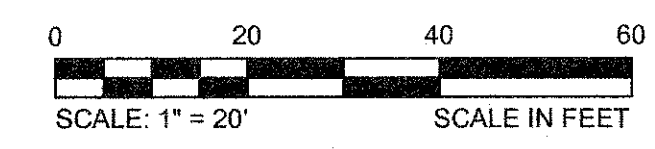
Client	CITY OF CAMBRIDGE, MASSACHUSETTS
Project	CONCORD (CONTRACT 9) SEWER SEPARATION AND SURFACE IMPROVEMENTS PROJECT
Drawing	UTILITY - CONSTRUCTION PLAN CHILTON STREET STA 1250+00 TO 1256+33

Sheet	U-14
File No.	6228


CAD FILE: G:\Users\cambridge\My Documents\Drawings\Utility Coordination\Plan\Utility_Coordination\Plan\U-14.dwg
 LAYOUT: Chilton - U-14 - Plot.dwg
 PLOTTED: 2/12/2014 5:47 PM BY: kyle langlois




CADD FILE: G:\clients\cambridge\MA\2012256\01-A - Concord Ave (Contract 9)\Drawings\Civil\Production Drawings\Utility - Coordination Plan\Utility - ChiltonSt.dwg LAYOUT: ChiltonSt 2 PLOTTED: 2/12/2014 3:48 PM BY: lyle.english



CONFORMED SET



Scale	AS NOTED		
Date	FEBRUARY 2014		
Job No.	20120256.001A		
Designed by	TAL/JRB/FMM		
Drawn by	KJL/DRM/BMS/DRB		
Checked by	CMC/TJR	No.	Description
Approved by	BJM	REVISIONS	



Client	CITY OF CAMBRIDGE, MASSACHUSETTS	
Project	CONCORD (CONTRACT 9) SEWER SEPARATION AND SURFACE IMPROVEMENTS PROJECT	
Drawing	UTILITY - CONSTRUCTION PLAN CHILTON STREET STA 1256+33 TO 1260+70	

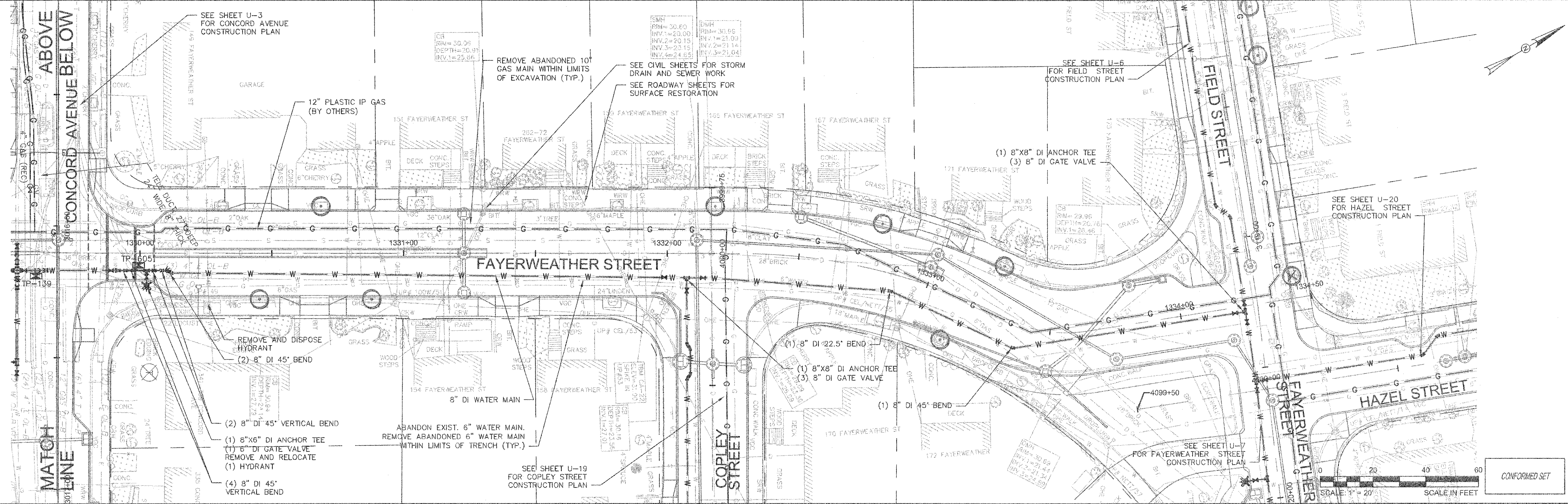
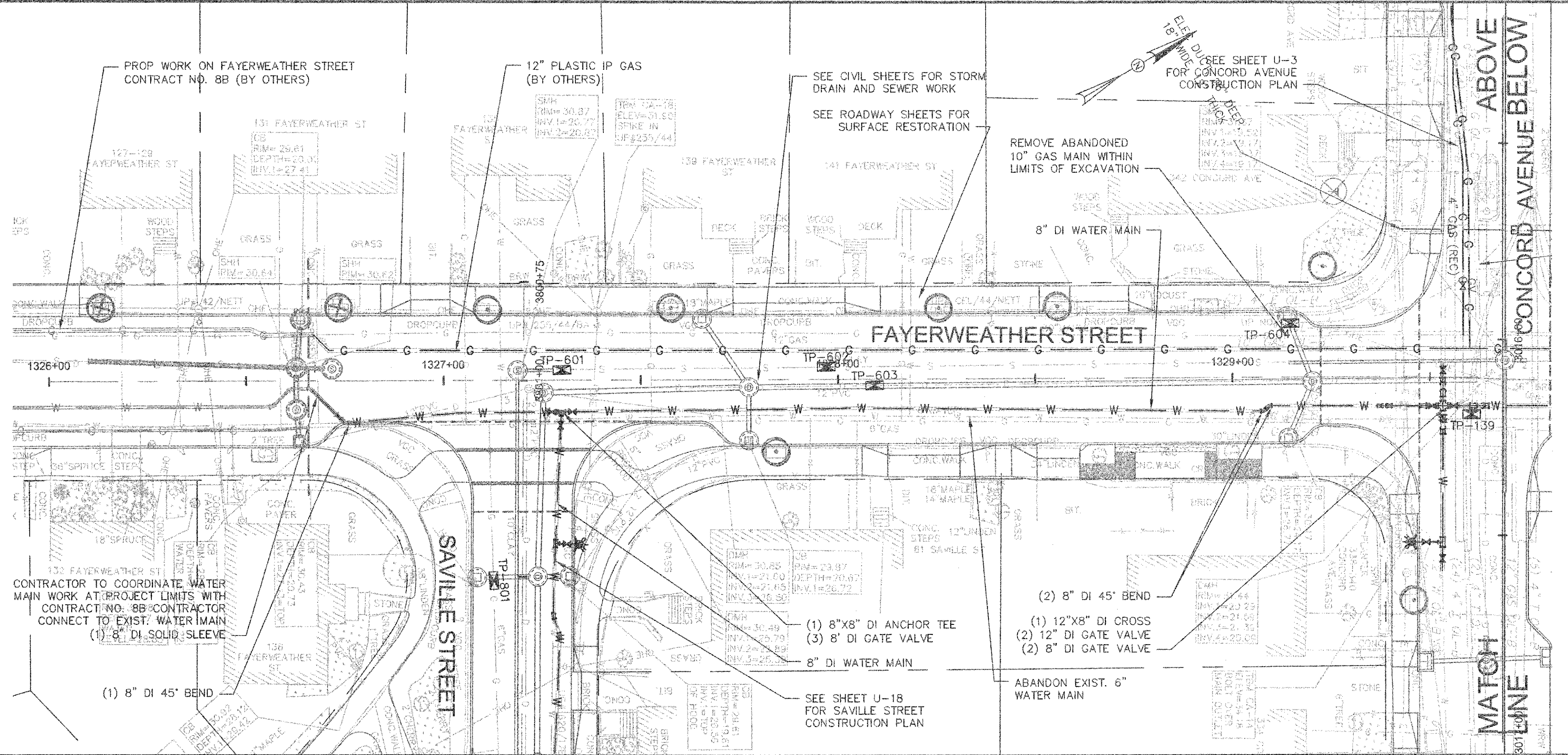
Sheet	U-15
File No.	6228

NOTES:



1. THE CAMBRIDGE WATER DEPARTMENT (CWD) WILL NOT ISSUE NEW WATER CONSTRUCTION PERMITS UNTIL ALL REQUIREMENTS FOR PREVIOUS (I.E., INITIAL CWD PERMIT) CWD PERMITS ARE MET. THESE REQUIREMENTS INCLUDE ACCURATE AND LEGIBLE SWING TIE DIMENSIONS TO ALL NEW WATER MAIN GATE VALVES, TEES AND BENDS. REQUIRED CWD "SIGN OFF'S" ON THE CONTRACTOR'S COPY OF THE CWD EXECUTED PERMIT (WHEN PERMITTED WORK IS COMPLETED), TEST DOCUMENTATION THAT INCLUDES MASSACHUSETTS STATE CERTIFIED INITIAL CHLORINATION AND BACTERIA TESTING OF NEW WATER MAIN WORK, AND PRESSURE TEST RESULTS OF NEW WATER MAIN WORK. THE CONTRACTOR IS HEREBY ADVISED THAT THE CWD WILL NOT BE RESPONSIBLE FOR THE CONTRACTOR'S SLIP IN PROJECT SCHEDULE IF THESE REQUIREMENTS FOR PERMITS ARE NOT FOLLOWED.
2. CONTRACTOR SHALL CONNECT WATER SERVICES TO NEW WATER MAIN. EXISTING LEAD SERVICES SHALL BE REMOVED AND REPLACED TO THE BACK OF SIDEWALK. SERVICES UNDER 1" IN DIAMETER SHALL BE REPLACED TO THE BACK OF SIDEWALK. NEW SERVICES SHALL NOT BE SMALLER THAN 1" IN DIAMETER. AS SHOWN IN TABLE 11 BELOW, THE CITY OF CAMBRIDGE WATER DEPARTMENT HAS INDICATED THAT THERE ARE 4 SERVICES OF LEAD, UNKNOWN MATERIAL, AND/OR 3/4" SIZE WATER SERVICES ON FAYERWEATHER STREET (SOUTH OF FIELD STREET). ADDITIONAL LOCATIONS TO BE VERIFIED BY CONTRACTOR IN THE FIELD.
3. FOR WATER SERVICES GREATER THAN 1.5" IN SIZE, CONTRACTOR TO INSTALL GATE VALVE AT THE MAIN AND AT THE BACK OF SIDEWALK. LOCATIONS TO BE VERIFIED BY CONTRACTOR IN THE FIELD.

**Table 11 - Fayerweather Street
(South of Field Street)**

Street #	Size	Material
131, 133	1"	Galv
155, 157	3/4"	Lead
158	3/4"	Galv
167, 169	1"	Lead



CAD FILE: G:\Clients\Cambridge MA\2012256-01-A - Concord Ave (Continued) Drawing\Production Drawings\Utility Construction\Plan\Utility - Fayerweather\U-16 - Fayerweather\U-16.dwg
 LAYOUT: Fayerweather\U-16 - Fayerweather\U-16.dwg
 PLOTTED: 2/12/2014 4:02 PM BY: kyle.ingalls

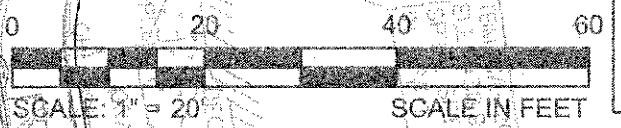


Scale	AS NOTED
Date	FEBRUARY 2014
Job No.	20120256.001A
Designed by	TAL/JRB/FMM
Drawn by	KJL/DRM/BMS/DRB
Checked by	CMC/TJR
Approved by	BJM



Client	CITY OF CAMBRIDGE, MASSACHUSETTS
Project	CONCORD (CONTRACT 9) SEWER SEPARATION AND SURFACE IMPROVEMENTS PROJECT
Drawing	UTILITY - CONSTRUCTION PLAN FAYERWEATHER STREET STA 1326+00 TO 1334+50

Sheet	U-16
File No.	6228



CONFIRMED SET

CAD FILE: G:_client\Cambridge MA\2012256-01-A - Concord Ave (Contract 9) Drawings\DWG\Production\Drawings\Utility - Walden St.dwg
 LAYOUT: Walden - 2/12/2014 4:12 PM
 PLOTTED: 2/12/2014 4:12 PM
 BY: kyle langford

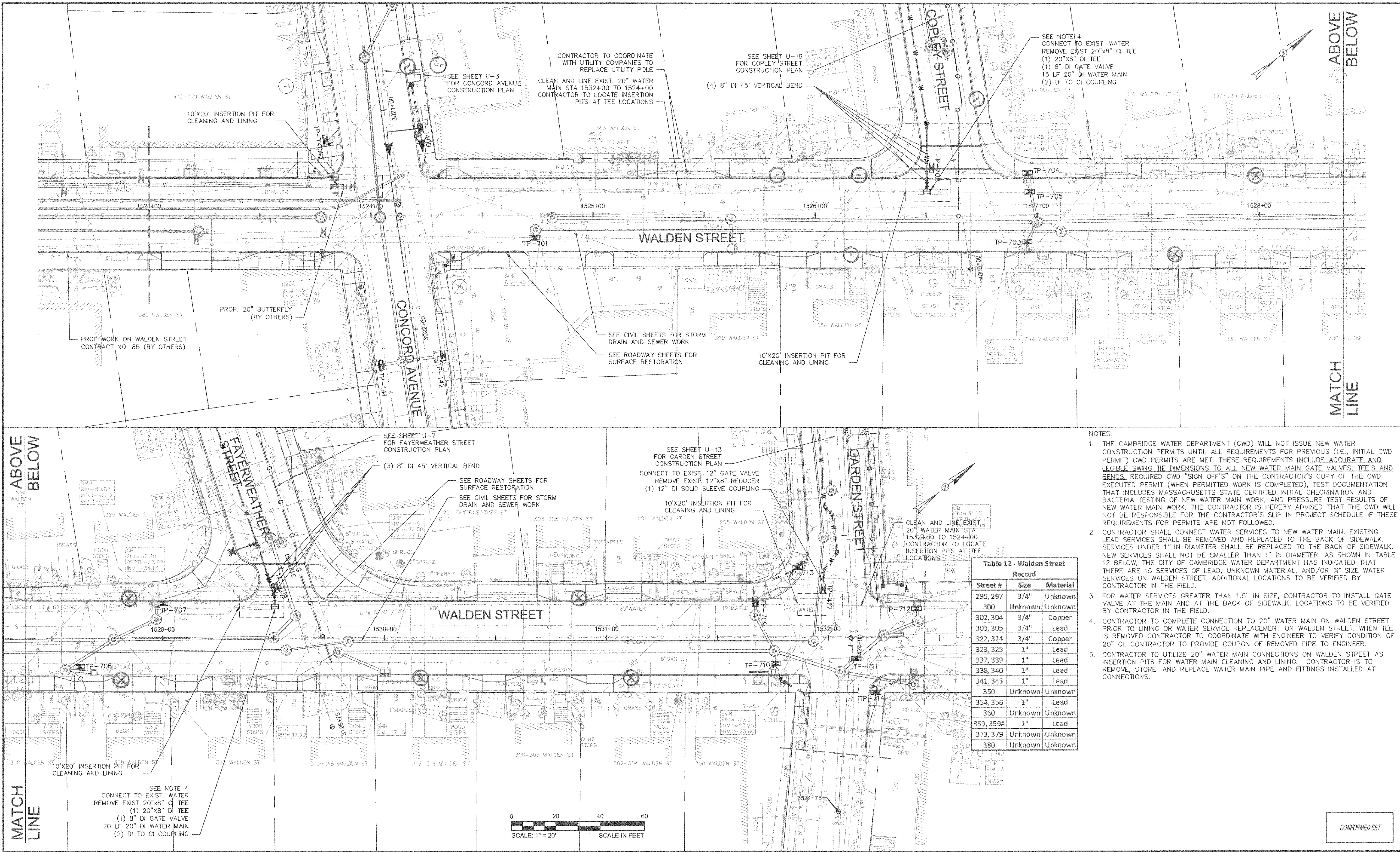

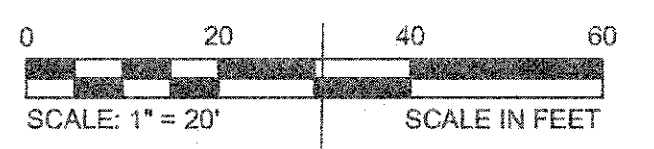


Table 12 - Walden Street Record

Street #	Size	Material
295, 297	3/4"	Unknown
300	Unknown	Unknown
302, 304	3/4"	Copper
303, 305	3/4"	Lead
322, 324	3/4"	Copper
323, 325	1"	Lead
337, 339	1"	Lead
338, 340	1"	Lead
341, 343	1"	Lead
350	Unknown	Unknown
354, 356	1"	Lead
360	Unknown	Unknown
359, 359A	1"	Lead
373, 379	Unknown	Unknown
380	Unknown	Unknown

- NOTES:**
- THE CAMBRIDGE WATER DEPARTMENT (CWD) WILL NOT ISSUE NEW WATER CONSTRUCTION PERMITS UNTIL ALL REQUIREMENTS FOR PREVIOUS (I.E., INITIAL CWD PERMIT) CWD PERMITS ARE MET. THESE REQUIREMENTS INCLUDE ACCURATE AND LEGIBLE SWING TIE DIMENSIONS TO ALL NEW WATER MAIN GATE VALVES, TEES AND BENDS. REQUIRED CWD "SIGN OFFS" ON THE CONTRACTOR'S COPY OF THE CWD EXECUTED PERMIT (WHEN PERMITTED WORK IS COMPLETED), TEST DOCUMENTATION THAT INCLUDES MASSACHUSETTS STATE CERTIFIED INITIAL CHLORINATION AND BACTERIA TESTING OF NEW WATER MAIN WORK, AND PRESSURE TEST RESULTS OF NEW WATER MAIN WORK. THE CONTRACTOR IS HEREBY ADVISED THAT THE CWD WILL NOT BE RESPONSIBLE FOR THE CONTRACTOR'S SLIP IN PROJECT SCHEDULE IF THESE REQUIREMENTS FOR PERMITS ARE NOT FOLLOWED.
 - CONTRACTOR SHALL CONNECT WATER SERVICES TO NEW WATER MAIN. EXISTING LEAD SERVICES SHALL BE REMOVED AND REPLACED TO THE BACK OF SIDEWALK. SERVICES UNDER 1" IN DIAMETER SHALL BE REPLACED TO THE BACK OF SIDEWALK. NEW SERVICES SHALL NOT BE SMALLER THAN 1" IN DIAMETER. AS SHOWN IN TABLE 12 BELOW, THE CITY OF CAMBRIDGE WATER DEPARTMENT HAS INDICATED THAT THERE ARE 15 SERVICES OF LEAD, UNKNOWN MATERIAL, AND/OR 3/4" SIZE WATER SERVICES ON WALDEN STREET. ADDITIONAL LOCATIONS TO BE VERIFIED BY CONTRACTOR IN THE FIELD.
 - FOR WATER SERVICES GREATER THAN 1.5" IN SIZE, CONTRACTOR TO INSTALL GATE VALVE AT THE MAIN AND AT THE BACK OF SIDEWALK. LOCATIONS TO BE VERIFIED BY CONTRACTOR IN THE FIELD.
 - CONTRACTOR TO COMPLETE CONNECTION TO 20" WATER MAIN ON WALDEN STREET PRIOR TO LINING OR WATER SERVICE REPLACEMENT ON WALDEN STREET. WHEN TEE IS REMOVED CONTRACTOR TO COORDINATE WITH ENGINEER TO VERIFY CONDITION OF 20" CI. CONTRACTOR TO PROVIDE COUPON OF REMOVED PIPE TO ENGINEER.
 - CONTRACTOR TO UTILIZE 20" WATER MAIN CONNECTIONS ON WALDEN STREET AS INSERTION PITS FOR WATER MAIN CLEANING AND LINING. CONTRACTOR IS TO REMOVE, STORE, AND REPLACE WATER MAIN PIPE AND FITTINGS INSTALLED AT CONNECTIONS.



Scale	AS NOTED
Date	FEBRUARY 2014
Job No.	20120256.001A
Designed by	TAL/JRB/FMM
Drawn by	KJL/DRM/BMS/DRB
Checked by	CMC/UR
Approved by	BJM
No.	
Description	
Date	
REVISIONS	

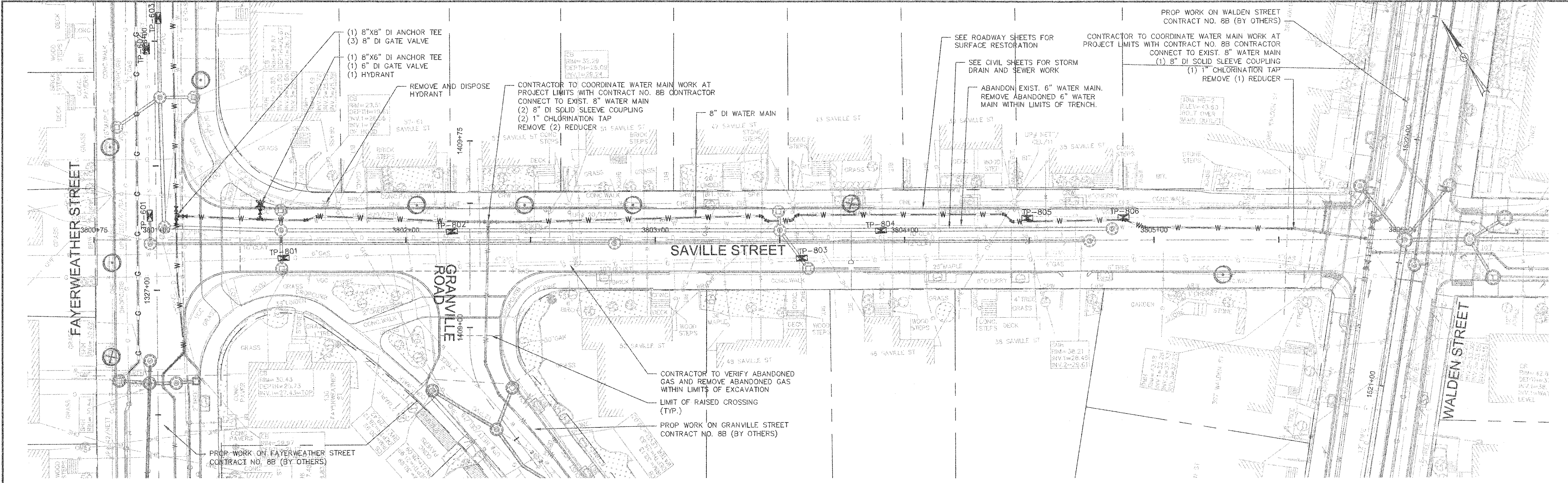


Client	CITY OF CAMBRIDGE, MASSACHUSETTS
Project	CONCORD (CONTRACT 9) SEWER SEPARATION AND SURFACE IMPROVEMENTS PROJECT
Drawing	UTILITY - CONSTRUCTION PLAN WALDEN STREET STA 1523+00 TO 1532+25

Sheet	U-17
File No.	6228

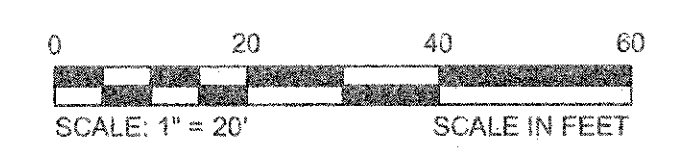
CONFORMED SET

CADD FILE: G:\client\cambridge\MA2012256\01A - Concord Ave (Contract 9) Drawings\CD\Production Drawings\Utility Coordination\Plan\Utility_Saville-Granville-Hazel\by.dwg
 LAYOUT: Saville St - 2/12/2014 4:07 PM BY: Kyle Langhals
 PLOTTED: 2/12/2014 4:07 PM BY: Kyle Langhals




- NOTES:**
1. THE CAMBRIDGE WATER DEPARTMENT (CWD) WILL NOT ISSUE NEW WATER CONSTRUCTION PERMITS UNTIL ALL REQUIREMENTS FOR PREVIOUS (I.E., INITIAL CWD PERMIT) CWD PERMITS ARE MET. THESE REQUIREMENTS INCLUDE ACCURATE AND LEGIBLE SWING TIE DIMENSIONS TO ALL NEW WATER MAIN GATE VALVES, TEES AND BENDS. REQUIRED CWD "SIGN OFF'S" ON THE CONTRACTOR'S COPY OF THE CWD EXECUTED PERMIT (WHEN PERMITTED WORK IS COMPLETED), TEST DOCUMENTATION THAT INCLUDES MASSACHUSETTS STATE CERTIFIED INITIAL CHLORINATION AND BACTERIA TESTING OF NEW WATER MAIN WORK, AND PRESSURE TEST RESULTS OF NEW WATER MAIN WORK. THE CONTRACTOR IS HEREBY ADVISED THAT THE CWD WILL NOT BE RESPONSIBLE FOR THE CONTRACTOR'S SLIP IN PROJECT SCHEDULE IF THESE REQUIREMENTS FOR PERMITS ARE NOT FOLLOWED.
 2. CONTRACTOR SHALL CONNECT WATER SERVICES TO NEW WATER MAIN. EXISTING LEAD SERVICES SHALL BE REMOVED AND REPLACED TO THE BACK OF SIDEWALK. SERVICES UNDER 1" IN DIAMETER SHALL BE REPLACED TO THE BACK OF SIDEWALK. NEW SERVICES SHALL NOT BE SMALLER THAN 1" IN DIAMETER. AS SHOWN IN TABLE 13 BELOW, THE CITY OF CAMBRIDGE WATER DEPARTMENT HAS INDICATED THAT THERE ARE 6 SERVICES OF LEAD, UNKNOWN MATERIAL, AND/OR 3/4" SIZE WATER SERVICES ON SAVILLE STREET. ADDITIONAL LOCATIONS TO BE VERIFIED BY CONTRACTOR IN THE FIELD.
 3. FOR WATER SERVICES GREATER THAN 1.5" IN SIZE, CONTRACTOR TO INSTALL GATE VALVE AT THE MAIN AND AT THE BACK OF SIDEWALK. LOCATIONS TO BE VERIFIED BY CONTRACTOR IN THE FIELD.


Table 13 - Saville Street Record		
Street #	Size	Material
39, 41	3/4"	Copper Brass
43, 45	1"	Lead
47, 49	1"	Unknown
50, 52	1"	Unknown
51	1"	Unknown
53, 55	1"	Lead



CONFORMED SET

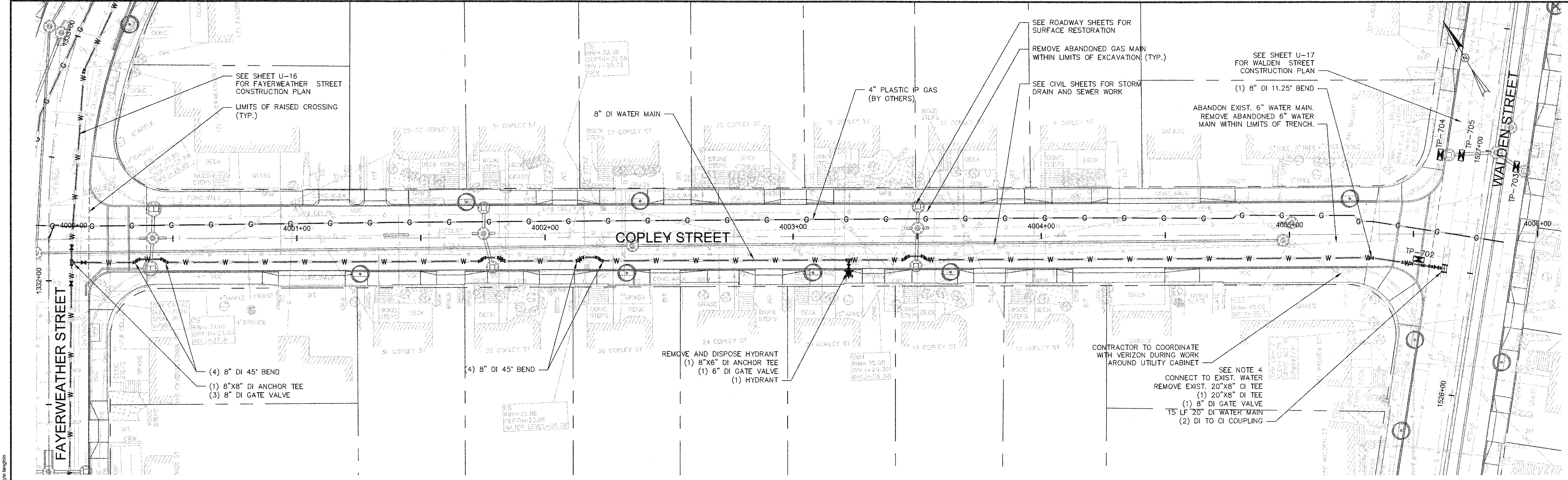


Scale	AS NOTED		
Date	FEBRUARY 2014		
Job No.	20120256.001A		
Designed by	TAL/JRB/FMM		
Drawn by	KJL/DRM/BMS/DRB		
Checked by	CMC/JJR	No.	Description
Approved by	BJM		Date



Client	CITY OF CAMBRIDGE, MASSACHUSETTS
Project	CONCORD (CONTRACT 9) SEWER SEPARATION AND SURFACE IMPROVEMENTS PROJECT
Drawing	UTILITY - CONSTRUCTION PLAN SAVILLE STREET STA 3800+75 TO 3806+00

Sheet	U-18
File No.	6228



- NOTES:
1. THE CAMBRIDGE WATER DEPARTMENT (CWD) WILL NOT ISSUE NEW WATER CONSTRUCTION PERMITS UNTIL ALL REQUIREMENTS FOR PREVIOUS (I.E., INITIAL CWD PERMIT) CWD PERMITS ARE MET. THESE REQUIREMENTS INCLUDE ACCURATE AND LEGIBLE SWING TIE DIMENSIONS TO ALL NEW WATER MAIN GATE VALVES, TEE'S AND BENDS. REQUIRED CWD "SIGN OFF'S" ON THE CONTRACTOR'S COPY OF THE CWD EXECUTED PERMIT (WHEN PERMITTED WORK IS COMPLETED), TEST DOCUMENTATION THAT INCLUDES MASSACHUSETTS STATE CERTIFIED INITIAL CHLORINATION AND BACTERIA TESTING OF NEW WATER MAIN WORK, AND PRESSURE TEST RESULTS OF NEW WATER MAIN WORK. THE CONTRACTOR IS HEREBY ADVISED THAT THE CWD WILL NOT BE RESPONSIBLE FOR THE CONTRACTOR'S SLIP IN PROJECT SCHEDULE IF THESE REQUIREMENTS FOR PERMITS ARE NOT FOLLOWED.
 2. CONTRACTOR SHALL CONNECT WATER SERVICES TO NEW WATER MAIN. EXISTING LEAD SERVICES SHALL BE REMOVED AND REPLACED TO THE BACK OF SIDEWALK. SERVICES UNDER 1" IN DIAMETER SHALL BE REPLACED TO THE BACK OF SIDEWALK. NEW SERVICES SHALL NOT BE SMALLER THAN 1" IN DIAMETER. AS SHOWN IN TABLE 14 BELOW, THE CITY OF CAMBRIDGE WATER DEPARTMENT HAS INDICATED THAT THERE ARE 7 SERVICES OF LEAD, UNKNOWN MATERIAL, AND/OR 3/4" SIZE WATER SERVICES ON COPLEY STREET. ADDITIONAL LOCATIONS TO BE VERIFIED BY CONTRACTOR IN THE FIELD.
 3. FOR WATER SERVICES GREATER THAN 1.5" IN SIZE, CONTRACTOR TO INSTALL GATE VALVE AT THE MAIN AND AT THE BACK OF SIDEWALK. THE CITY OF CAMBRIDGE WATER DEPARTMENT HAS INDICATED THAT THERE IS 1 SERVICE GREATER THAN 1.5" IN DIAMETER AT 25 COPLEY STREET. ADDITIONAL LOCATIONS TO BE VERIFIED BY CONTRACTOR IN THE FIELD.
 4. CONTRACTOR TO COMPLETE CONNECTION TO EXIST. 20" WATER MAIN ON WALDEN STREET PRIOR TO LINING OR WATER SERVICE REPLACEMENT ON WALDEN STREET. WHEN TEE IS REMOVED CONTRACTOR TO COORDINATE WITH ENGINEER TO VERIFY CONDITION OF 20" CI. CONTRACTOR TO PROVIDE COUPON OF REMOVED PIPE TO ENGINEER.


Table 14 - Copley Street Record

Street #	Size	Material
9, 11	3/4"	Lead
17A	1"	Lead
18	3/4"	Lead
20	3/4"	Unknown
28, 30	3/4"	Lead
32, 34	3/4"	Lead
36, 38	3/4"	Lead




CONFORMED SET

CAD FILE: G:_client\Cambridge MA\2012256\014 - Concord Ave (Contract 9)\Drawing\Civil\Production Drawing\Utility_Sewer\Copley-Header.dwg
 LAYOUT: CopleySt
 PLOTTED: 2/12/2014 4:08 PM BY: bjm tanglis

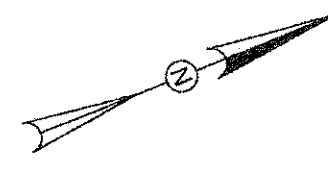
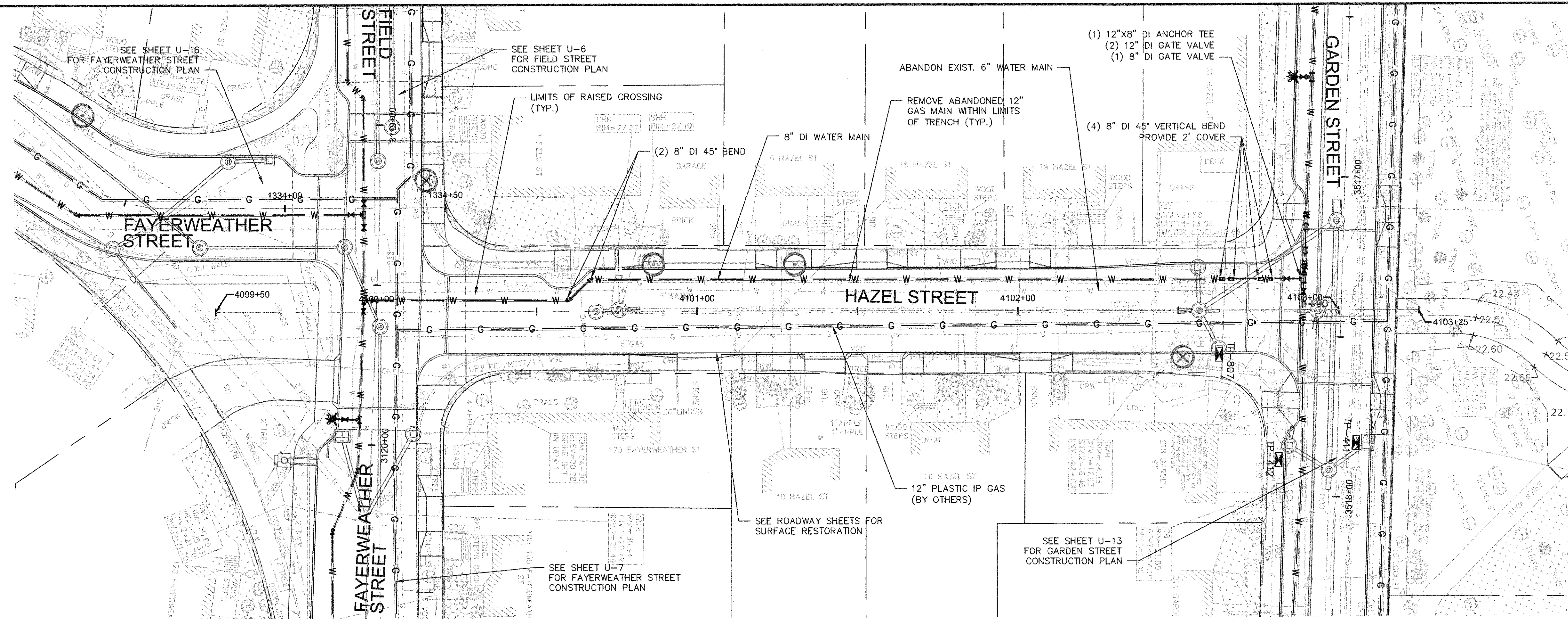


Scale	AS NOTED		
Date	FEBRUARY 2014		
Job No.	20120256.001A		
Designed by	TAL/IRB/FMM		
Drawn by	KJL/DRM/BMS/DRB		
Checked by	CMC/IRJ	No.	Description
Approved by	BJM		Date
		REVISIONS	



Client	CITY OF CAMBRIDGE, MASSACHUSETTS
Project	CONCORD (CONTRACT 9) SEWER SEPARATION AND SURFACE IMPROVEMENTS PROJECT
Drawing	UTILITY - CONSTRUCTION PLAN COPLEY STREET STA 4000+00 TO 4006+00

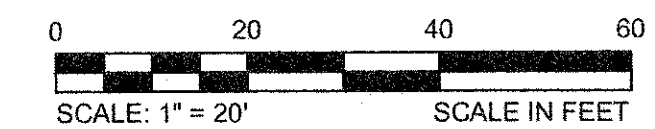
Sheet	U-19
File No.	6228



NOTES:


1. THE CAMBRIDGE WATER DEPARTMENT (CWD) WILL NOT ISSUE NEW WATER CONSTRUCTION PERMITS UNTIL ALL REQUIREMENTS FOR PREVIOUS (I.E., INITIAL CWD PERMIT) CWD PERMITS ARE MET. THESE REQUIREMENTS INCLUDE ACCURATE AND LEGIBLE SWING TIE DIMENSIONS TO ALL NEW WATER MAIN GATE VALVES, TEE'S AND BENDS. REQUIRED CWD "SIGN OFF'S" ON THE CONTRACTOR'S COPY OF THE CWD EXECUTED PERMIT (WHEN PERMITTED WORK IS COMPLETED), TEST DOCUMENTATION THAT INCLUDES MASSACHUSETTS STATE CERTIFIED INITIAL CHLORINATION AND BACTERIA TESTING OF NEW WATER MAIN WORK, AND PRESSURE TEST RESULTS OF NEW WATER MAIN WORK. THE CONTRACTOR IS HEREBY ADVISED THAT THE CWD WILL NOT BE RESPONSIBLE FOR THE CONTRACTOR'S SLIP IN PROJECT SCHEDULE IF THESE REQUIREMENTS FOR PERMITS ARE NOT FOLLOWED.
2. CONTRACTOR SHALL CONNECT WATER SERVICES TO NEW WATER MAIN. EXISTING LEAD SERVICES SHALL BE REMOVED AND REPLACED TO THE BACK OF SIDEWALK. SERVICES UNDER 1" IN DIAMETER SHALL BE REPLACED TO THE BACK OF SIDEWALK. NEW SERVICES SHALL NOT BE SMALLER THAN 1" IN DIAMETER. AS SHOWN IN TABLE 15 BELOW, THE CITY OF CAMBRIDGE WATER DEPARTMENT HAS INDICATED THAT THERE ARE 4 SERVICES OF LEAD, UNKNOWN MATERIAL, AND/OR 3/4" SIZE WATER SERVICES ON HAZEL STREET. ADDITIONAL LOCATIONS TO BE VERIFIED BY CONTRACTOR IN THE FIELD.
3. FOR WATER SERVICES GREATER THAN 1.5" IN SIZE, CONTRACTOR TO INSTALL GATE VALVE AT THE MAIN AND AT THE BACK OF SIDEWALK. LOCATIONS TO BE VERIFIED BY CONTRACTOR IN THE FIELD.

Street #	Size	Material
9, 11	1"	Unknown
12	3/4"	Unknown
13, 15	1"	Lead
16	Unknown	Unknown




CONFORMED SET

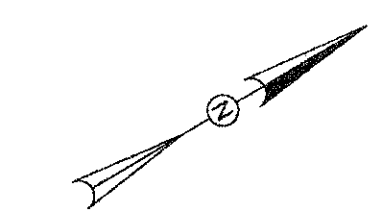
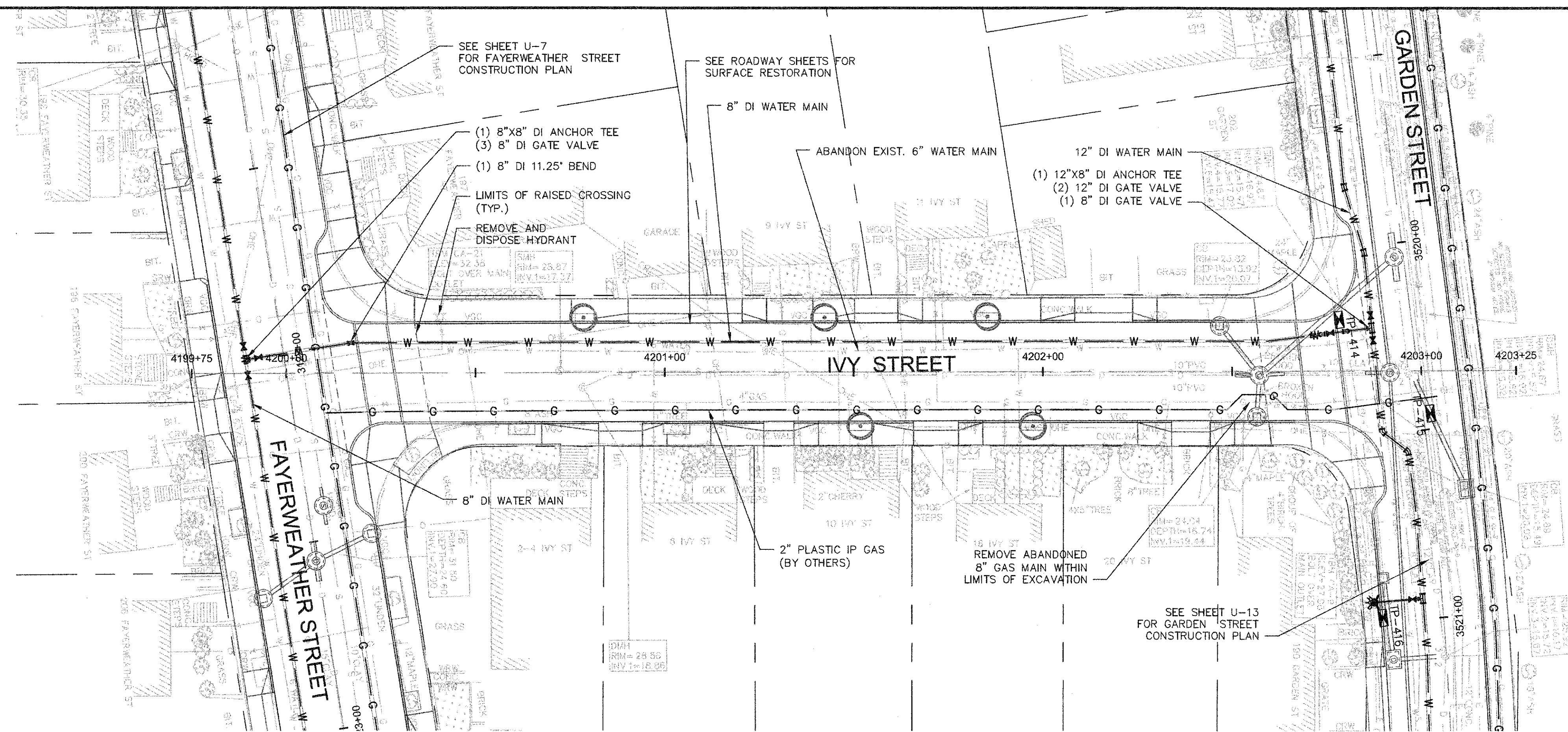
CAD FILE: G:\alumni\cambridge\MA0312256.01-A - Concord Ave (Contract 9)\Drawings\DWG\Production Drawings\Utility Coordination Plan\Utility_Swale-Copy-HazelHy.dwg LAYOUT: HazStR - PLOTTED: 2/12/2014 4:05 PM BY: Kyle Langlois



Scale	AS NOTED		
Date	FEBRUARY 2014		
Job No.	20120256.001A		
Designed by	TAL/JRB/FMM		
Drawn by	KJ/DRM/BMS/DRB		
Checked by	CMC/TJR	No.	Description
Approved by	BJM		REVISIONS



Client	CITY OF CAMBRIDGE, MASSACHUSETTS	Sheet	U-20
Project	CONCORD (CONTRACT 9) SEWER SEPARATION AND SURFACE IMPROVEMENTS PROJECT	File No.	6228
Drawing	UTILITY - CONSTRUCTION PLAN HAZEL STREET STA 4099+50 TO 4103+25		



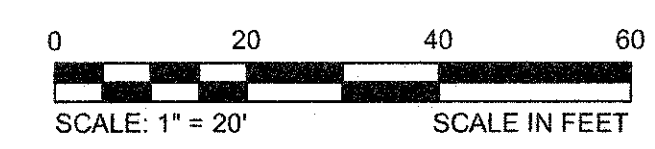
NOTES:

1. THE CAMBRIDGE WATER DEPARTMENT (CWD) WILL NOT ISSUE NEW WATER CONSTRUCTION PERMITS UNTIL ALL REQUIREMENTS FOR PREVIOUS (I.E., INITIAL CWD PERMIT) CWD PERMITS ARE MET. THESE REQUIREMENTS INCLUDE ACCURATE AND LEGIBLE SWING TIE DIMENSIONS TO ALL NEW WATER MAIN GATE VALVES, TEE'S AND BENDS. REQUIRED CWD "SIGN OFF'S" ON THE CONTRACTOR'S COPY OF THE CWD EXECUTED PERMIT (WHEN PERMITTED WORK IS COMPLETED), TEST DOCUMENTATION THAT INCLUDES MASSACHUSETTS STATE CERTIFIED INITIAL CHLORINATION AND BACTERIA TESTING OF NEW WATER MAIN WORK, AND PRESSURE TEST RESULTS OF NEW WATER MAIN WORK. THE CONTRACTOR IS HEREBY ADVISED THAT THE CWD WILL NOT BE RESPONSIBLE FOR THE CONTRACTOR'S SLIP IN PROJECT SCHEDULE IF THESE REQUIREMENTS FOR PERMITS ARE NOT FOLLOWED.
2. CONTRACTOR SHALL CONNECT WATER SERVICES TO NEW WATER MAIN. EXISTING LEAD SERVICES SHALL BE REMOVED AND REPLACED TO THE BACK OF SIDEWALK. SERVICES UNDER 1" IN DIAMETER SHALL BE REPLACED TO THE BACK OF SIDEWALK. NEW SERVICES SHALL NOT BE SMALLER THAN 1" IN DIAMETER. AS SHOWN IN TABLE 16 BELOW, THE CITY OF CAMBRIDGE WATER DEPARTMENT HAS INDICATED THAT THERE ARE 3 SERVICES OF LEAD, UNKNOWN MATERIAL, AND/OR 1/2" SIZE WATER SERVICES ON IVY STREET. ADDITIONAL LOCATIONS TO BE VERIFIED BY CONTRACTOR IN THE FIELD.
3. FOR WATER SERVICES GREATER THAN 1.5" IN SIZE, CONTRACTOR TO INSTALL GATE VALVE AT THE MAIN AND AT THE BACK OF SIDEWALK. LOCATIONS TO BE VERIFIED BY CONTRACTOR IN THE FIELD.


Table 16 - Ivy Street Record

Street #	Size	Material
2, 4	Unknown	Unknown
8, 10	3/4"	Copper
9	3/4"	Lead


CAD FILE: G:\client\cambridge\MA2012256\01-A - Concord Ave (Contract 9)\Drawings\DWG\Production\Drawings\Utility_Coordination\Plan\Utility_Sewer-Corcoran-Base.dwg
 LAYOUT: Ivy St - PLOTTED: 2/12/2014 4:59 PM BY: Kyle Bergquist



CONFORMED SET



Scale	AS NOTED		
Date	FEBRUARY 2014		
Job No.	20120256.001A		
Designed by	TAL/JRB/FMM		
Drawn by	KJL/DRM/BMS/DRB		
Checked by	CMC/JJR	No.	Description
Approved by	BJM		REVISIONS



Client	CITY OF CAMBRIDGE, MASSACHUSETTS
Project	CONCORD (CONTRACT 9) SEWER SEPARATION AND SURFACE IMPROVEMENTS PROJECT
Drawing	UTILITY - CONSTRUCTION PLAN IVY STREET STA 4199+75 TO 4203+25

Sheet	U-21
File No.	6228