



Cambridge Police Department BridgeStat

March 2024

Produced by the Crime Analysis Unit



Part I Total Crime

An analysis of the serious crime statistics for the first quarter of 2024 points to essentially no change in the Part One index total for Cambridge when compared with the first quarter of 2023. Through April 1 of 2024, there were 667 serious crimes reported in the City. For the same time period in 2023, the combined total for Murder, Rape, Robbery, Aggravated Assault, Burglary, Larceny & Auto theft was 670 incidents, just three incidents more. However, despite currently being level with last year, a 15% rise in the crime index has still been registered when measured against the five-year weighted average.

Further analysis of the crime totals for the first three months of 2024 indicates that violent crimes recorded a 28% decrease when compared to last year. There were zero homicides, eight rapes, 20 robberies, and 41 aggravated assaults recorded through April 1 of this year.

Conversely, the numbers indicate that property crimes saw a rise in the first quarter, increasing 4% above the 2023 total for the first three months, with 24 more crimes reported in 2024. Despite a 62% rise in shoplifting incidents, a 36% increase in housebreaks, and a 14% rise in larcenies from residences, sizeable reductions in most other property crime categories were key to keeping the property crime increase relatively small.

When analyzing the serious crime totals of March 2024 versus the previous month of February 2024, there was a decrease of 3% in the number of index incidents, with seven fewer crimes reported.

	<u>4 Week Snapshot</u>			<u>Year to Date</u>			<u>Five Year</u>	
	2/6/24 - 3/4/24	3/5/24 - 4/1/24	Change	2023	2024	Change	Avg	Change
Total Violent Crime	18	19	6%	96	69	-28%	78	-12%
Total Property Crime	197	189	-4%	574	598	4%	504	19%
Total Part I Crime	215	208	-3%	670	667	0%	582	15%



Part I Property Crime

Analysis of property crime totals for the first quarter of 2024 reveals a 4% increase when measured against the same time frame in 2023 and a 19% rise above the five-year average of 504.

Almost all of the property crime categories are now recording decreases when measured against the first three months of 2023. Notable reductions in larceny from motor vehicles (-24%), larceny from buildings (-19%), and larceny of bicycles (-29%) were able to counter increases in housebreaks (+36%) and shopliftings (+62%), resulting in only a minimal increase for the time period when compared with the same time last year.

	4 Week Snapshot				Year to Date			Five Year	
	2/6/24 - 3/4/24	3/5/24 - 4/1/24	Change		2023	2024	Change	Avg	Change
Burglary	24	10	-58%	57	66	16%	54	22%	
Commercial Break	1	1	0%	13	6	-54%	13	-54%	
Housebreak	23	9	-61%	44	60	36%	41	46%	
Larceny	166	171	3%	490	508	4%	427	19%	
Larceny (Misc)	3	7	133%	18	15	-17%	14	7%	
Larceny from Building	7	20	186%	57	46	-19%	53	-13%	
Larceny from MV	18	31	72%	87	66	-24%	90	-27%	
Larceny from Person	10	3	-70%	22	21	-5%	21	0%	
Larceny from Residence	38	37	-3%	91	104	14%	87	20%	
Larceny of Bicycle	17	19	12%	72	51	-29%	67	-24%	
Larceny of Plate	2	3	50%	14	8	-43%	7	14%	
Larceny of Services	0	0	IN-CALC	9	3	-67%	5	-40%	
Shoplifting	71	51	-28%	120	194	62%	84	131%	
Auto Theft	7	8	14%	27	24	-11%	22	9%	
Total Property Crime	197	189	-4%	574	598	4%	504	19%	



Part I Violent Crime

From January 1st to April 1st of 2024, there were 69 violent crimes recorded in Cambridge, 27 incidents (-28%) below last year's total of 96 incidents for the first three months and nine incidents (-12%) below the 78 crimes forecasted through March.

There have been eight rapes reported in Cambridge through March of 2024, which is down two incidents from 2023. The eight rapes thus far in 2024 have been categorized as four acquaintance assaults, two contact rapes, one domestic assault, and one blitz incident.

The trend observed during the past couple years of a high percentage of aggravated assaults and street robberies occurring in Central Square and on peripheral side streets has slowly begun to re-emerge in the past month, after a lull in activity in that area during the first two months of 2024. So far, three months into the year, 10 (or 24%) of the 41 aggravated assaults and seven (or 47%) of the 15 street robberies have been reported in the Central Square area.

Shortly after midnight on November 23, 2023, officers responded to the area of 10 Magazine Street in Central Square. Two individuals with gunshot wounds were located and transported to a Boston hospital. One victim, 27-year-old Danasia Greene of Cambridge, was pronounced deceased at the hospital. The second victim, a 26-year-old male from Boston, was treated for non-life-threatening injuries. This incident marked the first homicide reported in Cambridge in over two years and the only homicide reported in the City in 2023. It remains under investigation at this time.

	4 Week Snapshot			Year to Date			Five Year	
	2/6/24 - 3/4/24	3/5/24 - 4/1/24	Change	2023	2024	Change	Avg	Change
Homicide	0	0	IN-CALC	0	0	IN-CALC	0	IN-CALC
Rape	2	1	-50%	10	8	-20%	8	0%
Robbery	3	8	167%	21	20	-5%	19	5%
Commercial Robbery	2	2	0%	11	5	-55%	6	-17%
Street Robbery	1	6	500%	10	15	50%	13	15%
Aggravated Assault	13	10	-23%	65	41	-37%	50	-18%
Total Violent Crime	18	19	6%	96	69	-28%	78	-12%



MURDER

No Patterns

- No murders have been reported in Cambridge in 2024 through April 1, 2024.
- Shortly after midnight on November 23, 2023, officers responded to the area of 10 Magazine Street in Central Square. Two individuals with gunshot wounds were located and transported to a Boston hospital. One victim, 27-year-old Danasia Greene of Cambridge, was pronounced deceased at the hospital. The second victim, a 26-year-old male from Boston, was treated for non-life-threatening injuries. This incident marked the first homicide reported in Cambridge in over two years and was the only homicide reported in the City in 2023.* It remains under active investigation at this time.
- There were no murders recorded in Cambridge in all of 2022. This has happened only three other times in the past 20 years—in 2004, 2007, and 2010.
- In the last reported homicide in Cambridge prior to the November 2023 incident, on Saturday 3/27/21, there was a fatal shooting that occurred at approximately 12:40 a.m. on Pemberton Street. The victim was reportedly located unconscious outside his vehicle by a passerby who called 911. The victim was transported to Mount Auburn Hospital where he later died. The victim has been identified as Xavier Louis-Jacques, 19, of Cambridge. The investigation is ongoing.

Please note: The 2023 figure excludes the fatal Cambridge Police officer-involved shooting of Sayed Faisal on January 4, 2023.

Percent Change*

Last 4 Weeks

0%

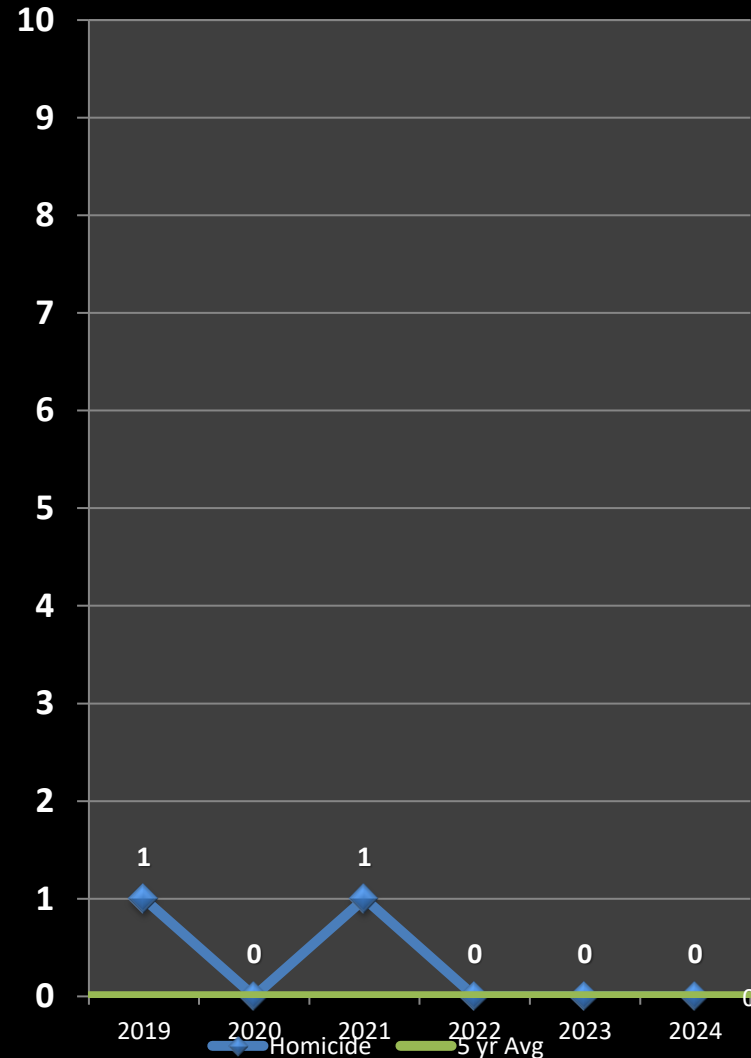
Previous Year

0%

5-Year Average

0%

*IN -CALC: Percentages are not calculated for numbers so small as to present a statistically misleading percentage.





RAPE

No Patterns

- There have been eight rapes reported in Cambridge through the first quarter of 2024. This is down two incidents from the ten rapes reported during the same time frame in 2023.
- The eight rapes reported thus far in 2024 have been categorized as four acquaintance assaults, two contact rapes, one domestic assault, and one blitz incident.
- The total number of reported rapes tends to fluctuate from year to year, but the number of stranger-to-stranger rapes reported each year in Cambridge—typically between one and ten—remains extremely low.

Percent Change*

Last 4 Weeks

-50%

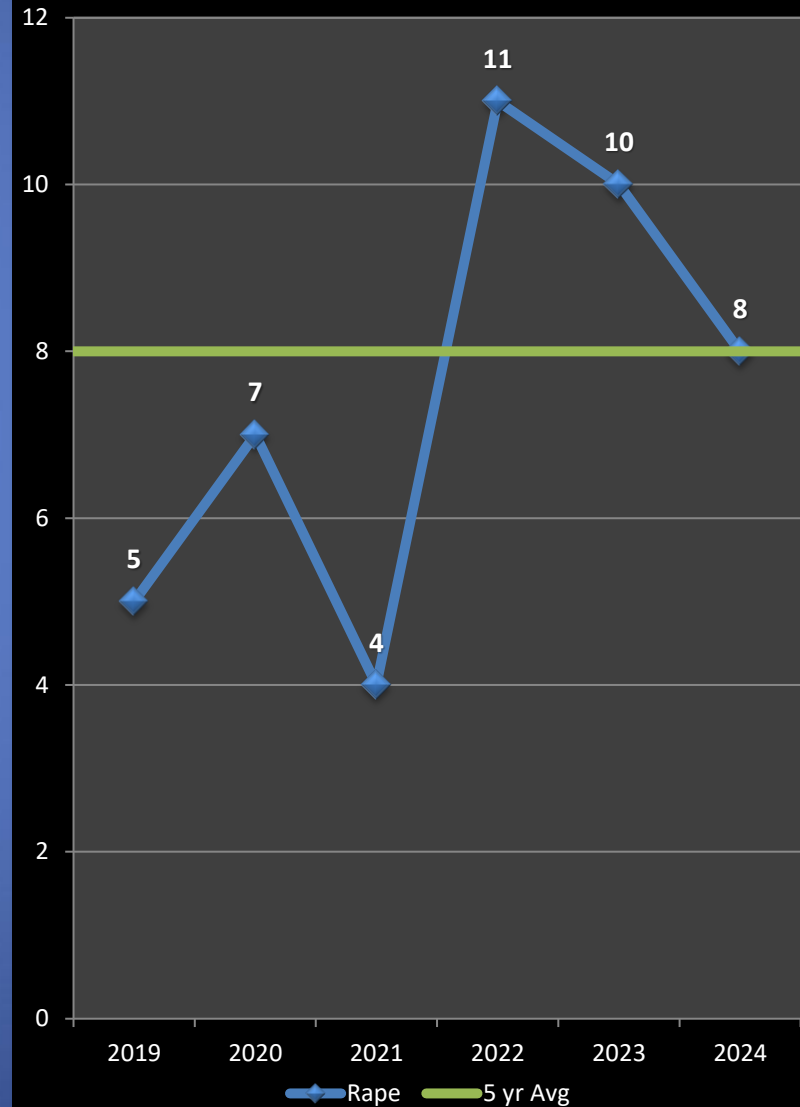
Previous Year

-20%

5-Year Average

0%

*IN -CAL: Percentages are not calculated for numbers so small as to present a statistically misleading percentage.





AGGRAVATED ASSAULT

No Patterns

- The total of 41 aggravated assaults reported through April 1, 2024, is 24 crimes (-37%) below the first quarter of 2023, and nine incidents (-18%) below the five-year average of 50 crimes.
- The 41 aggravated assaults reported in 2023 were comprised of the following classifications: 13 domestic altercations; five unprovoked scenarios; four juvenile-related assaults; three each of shop owner/patron assaults and incidents between unhoused individuals; two each of the following: acquaintance assaults, workplace incidents, psychotic episodes, assaults on police, and landlord/neighbor assaults; and one each of the following: a traffic/parking related assault, an affray/brawl, and a bar/alcohol-related incident.
- The trend observed during the past couple years of a high percentage of aggravated assaults occurring in Central Sq and on peripheral side streets has slowly begun to resurface in just the last month in 2024, but incidents are still generally spread across the city. Ten of the aggravated assaults (or 24%) year-to-date were reported in Central Square.
- There have been two shots fired incidents reported in Cambridge through March 2024, with no injuries reported. Through the same time period in 2023, there was one confirmed shots fired incident, resulting in the non-fatal shooting of two victims on Washington St.

Percent Change

Last 4 Weeks

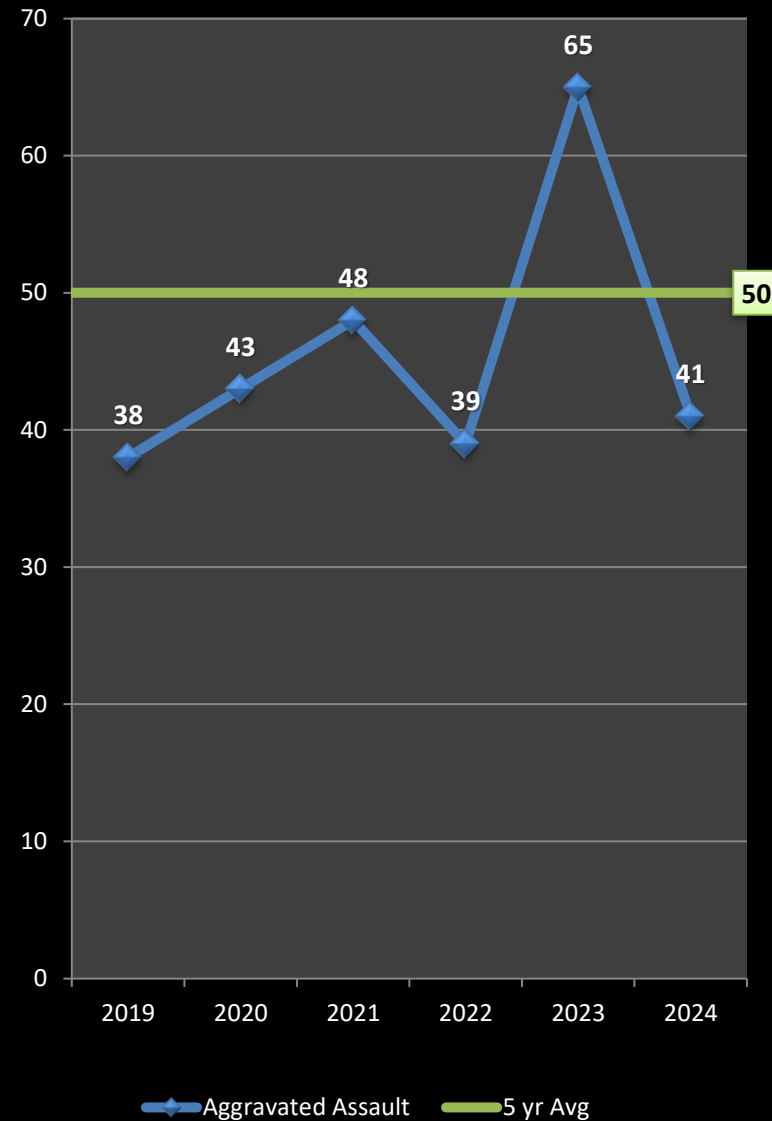
-23%

Previous Year

-37%

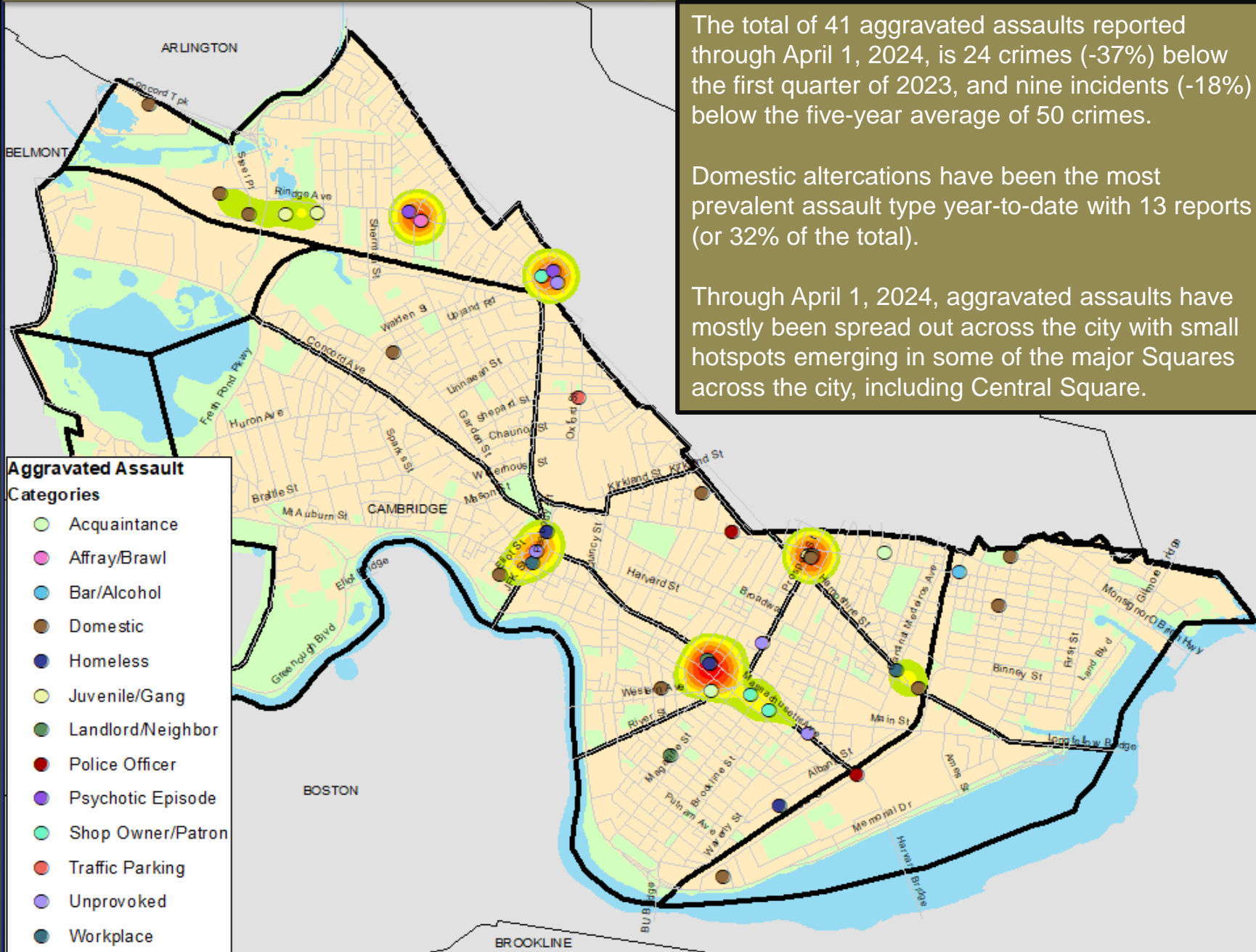
5-Year Average

-18%





Geographic Breakdown of Aggravated Assaults: 1.1.24 – 4.1.24

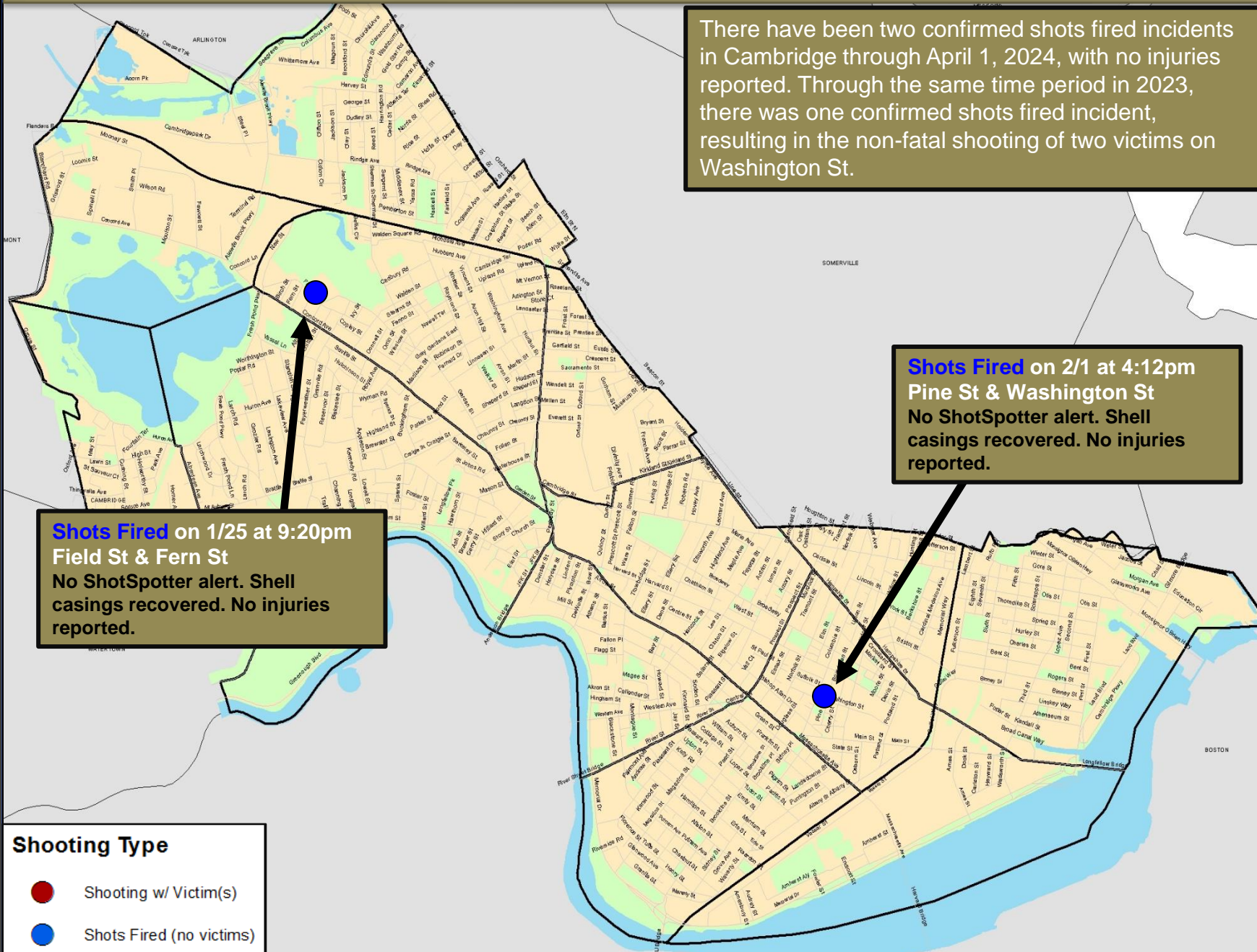




Confirmed Shots Fired and Shootings in Cambridge: 1.1.24 – 4.1.24

Cambridge Police BridgeStat

There have been two confirmed shots fired incidents in Cambridge through April 1, 2024, with no injuries reported. Through the same time period in 2023, there was one confirmed shots fired incident, resulting in the non-fatal shooting of two victims on Washington St.



Shots Fired on 1/25 at 9:20pm
Field St & Fern St
No ShotSpotter alert. Shell casings recovered. No injuries reported.

Shots Fired on 2/1 at 4:12pm
Pine St & Washington St
No ShotSpotter alert. Shell casings recovered. No injuries reported.

Shooting Type

- Shooting w/ Victim(s)
- Shots Fired (no victims)



Robbery

No Patterns

- The five-year average for overall robbery in Cambridge for the first quarter of the year is 19 incidents. Through April 1st of 2024, 20 robberies were recorded, which translates to a 5% increase over the projected total and a 5% decline below the 21 robberies counted for the first quarter of 2023.
- There have been five commercial robberies reported year-to-date in 2024. This total is down six incidents (-55%) from the 11 robberies reported through March in 2023 and is down one incident (-17%) from the five-year average of six. All five of the robberies reported year-to-date have been unrelated, but five of the six did involve shoplifting incidents across the city that escalated into robberies.
- Street robberies year-to-date in 2024 are up five incidents (50%) from the ten reported through this time in 2023 and up two incidents (15%) over the five-year average of 13. One incident citywide so far in 2024 has resulted in an arrest, and suspects have been identified in at least two others.
- None of the 15 street robberies reported so far in 2024 are known to be related, but multiple incidents in the Central Square area have involved unhoused individuals as victims and/or suspects. After seeing a relatively quiet start to the year in Central Square, street robbery activity began to pick up in this area in March. Three of the seven incidents reported this month took place in and around the periphery of Central Square, bringing the total to seven of the 15 street robberies (or 47%) year-to-date. This is similar to a trend seen in this area that began in 2021 and continued throughout all of 2022 and much of 2023.

Percent Change

Last 4 Weeks

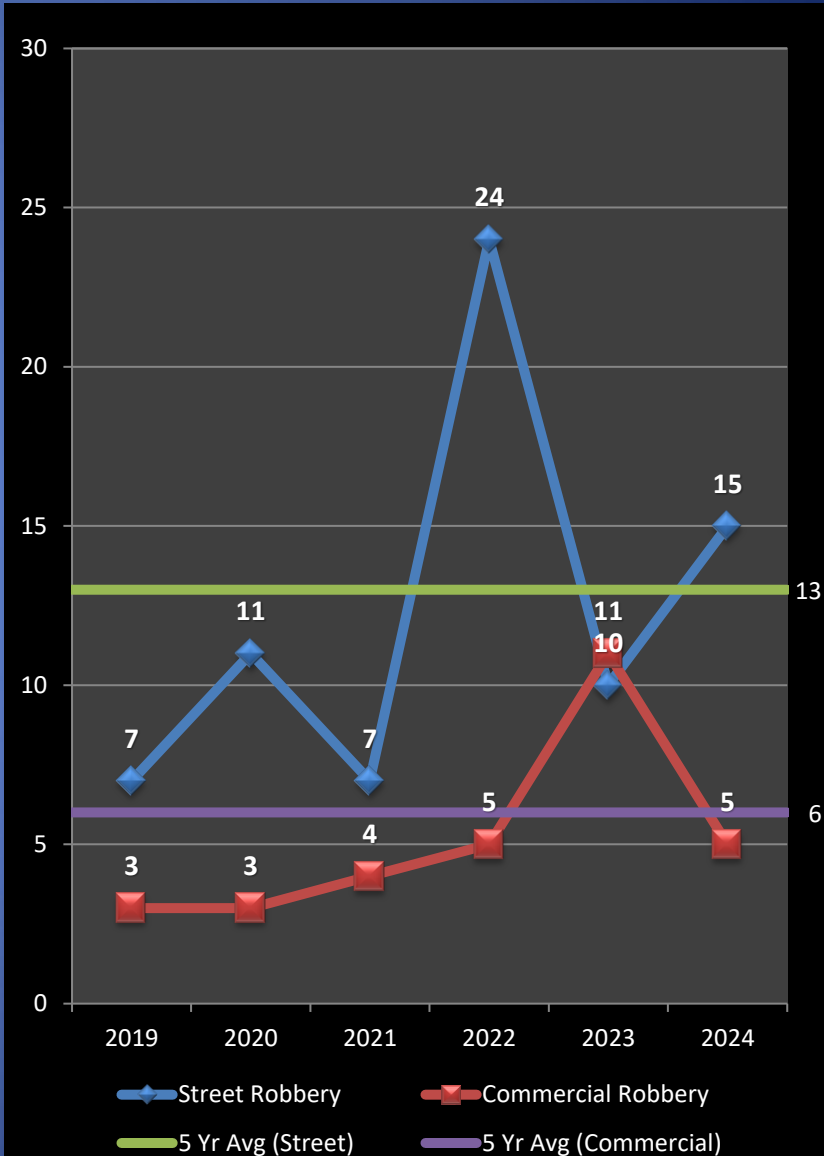
+167%

Previous Year

-5%

5-Year Average

+5%

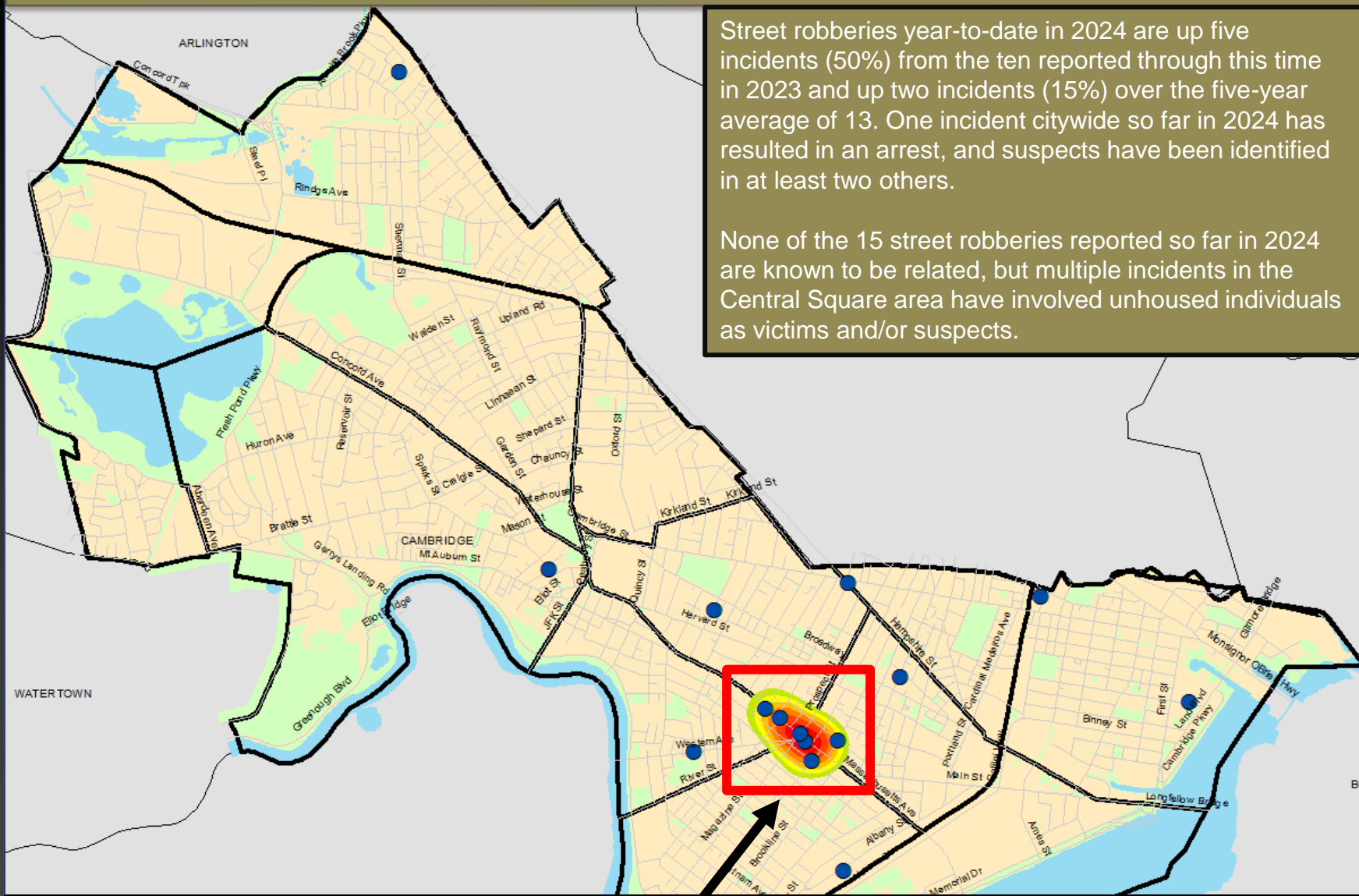




Geographic Breakdown of Street Robberies: 1.1.24 – 4.1.24

Cambridge Police BridgeStat

March 2024



Street robberies year-to-date in 2024 are up five incidents (50%) from the ten reported through this time in 2023 and up two incidents (15%) over the five-year average of 13. One incident citywide so far in 2024 has resulted in an arrest, and suspects have been identified in at least two others.

None of the 15 street robberies reported so far in 2024 are known to be related, but multiple incidents in the Central Square area have involved unhoused individuals as victims and/or suspects.

After seeing a relatively quiet start to the year in Central Square, robbery activity began to pick up in this area in March. Three of the seven incidents reported this month took place in and around the periphery of Central Square, bringing the total to seven of the 15 street robberies year-to-date. This is similar to a trend seen in this area that began in 2021 and continued throughout all of 2022 and much of 2023.



Burglary

Sporadic Pattern

- The property index crime of burglary, the combination of residential and commercial breaks, has recorded an increase of 16% through April 1st of 2024 when compared to the 57 reported through the same time in 2023, and has risen 22% when compared with the five-year average of 54. This is all due to a 36% increase in housebreaks thus far in 2024, with incidents rising from 44 breaks during the first three months of 2023 to 60 this year. We continue to monitor a sporadic series of housebreaks occurring mostly along the neighborhoods that border Somerville. However, it should be noted that housebreaks dropped 61% from 23 incidents in February to only nine citywide in March, so this activity has slowed considerably in the past month. It remains to be seen whether this activity will re-emerge in April or stay at a reduced level.
- Conversely, commercial breaks are down by seven crimes (-54%) this year, dropping from 13 incidents through the first quarter of 2023 to six year-to-date in 2024. There were two related commercial breaks overnight from 1/24-1/25 in North Cambridge, where two females broke into a Dunkin Donuts and an office. One of the parties was arrested in Boston and has been connected to other regional breaks. (see map on slide 14 for more info on commercial breaks). The remaining incidents have been unrelated.

Percent Change

Last 4 Weeks

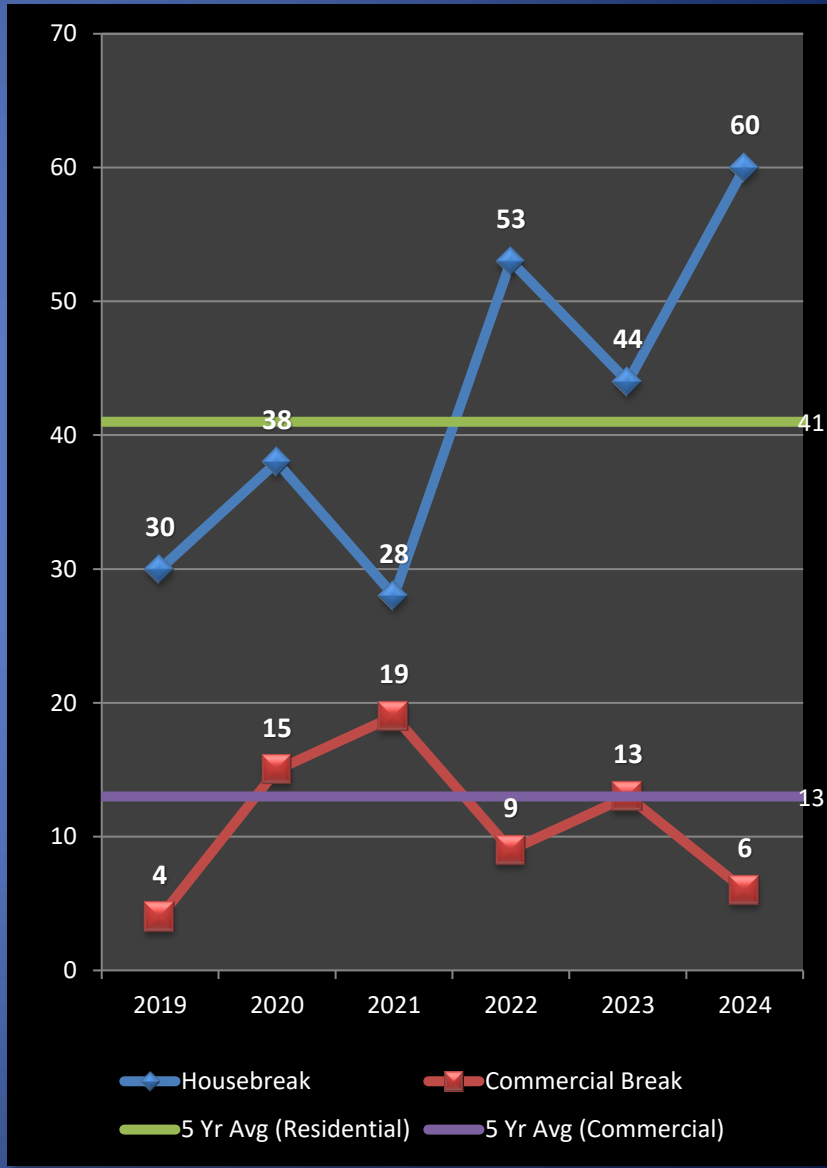
-58%

Previous Year

+16%

5-Year Average

+22%





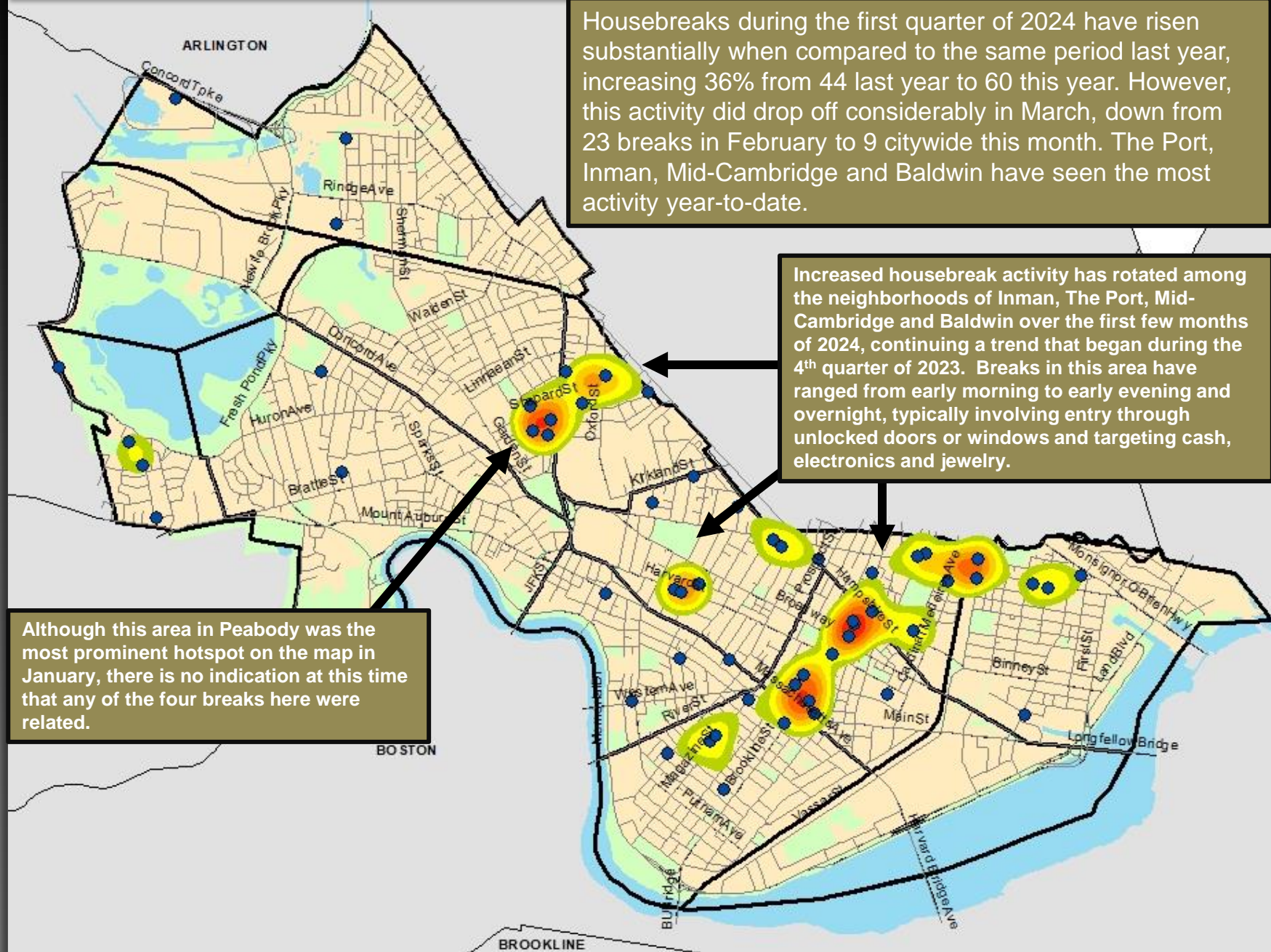
Geographic Breakdown of Housebreaks: 1.1.24 – 4.1.24

Cambridge Police BridgeStat

Housebreaks during the first quarter of 2024 have risen substantially when compared to the same period last year, increasing 36% from 44 last year to 60 this year. However, this activity did drop off considerably in March, down from 23 breaks in February to 9 citywide this month. The Port, Inman, Mid-Cambridge and Baldwin have seen the most activity year-to-date.

Increased housebreak activity has rotated among the neighborhoods of Inman, The Port, Mid-Cambridge and Baldwin over the first few months of 2024, continuing a trend that began during the 4th quarter of 2023. Breaks in this area have ranged from early morning to early evening and overnight, typically involving entry through unlocked doors or windows and targeting cash, electronics and jewelry.

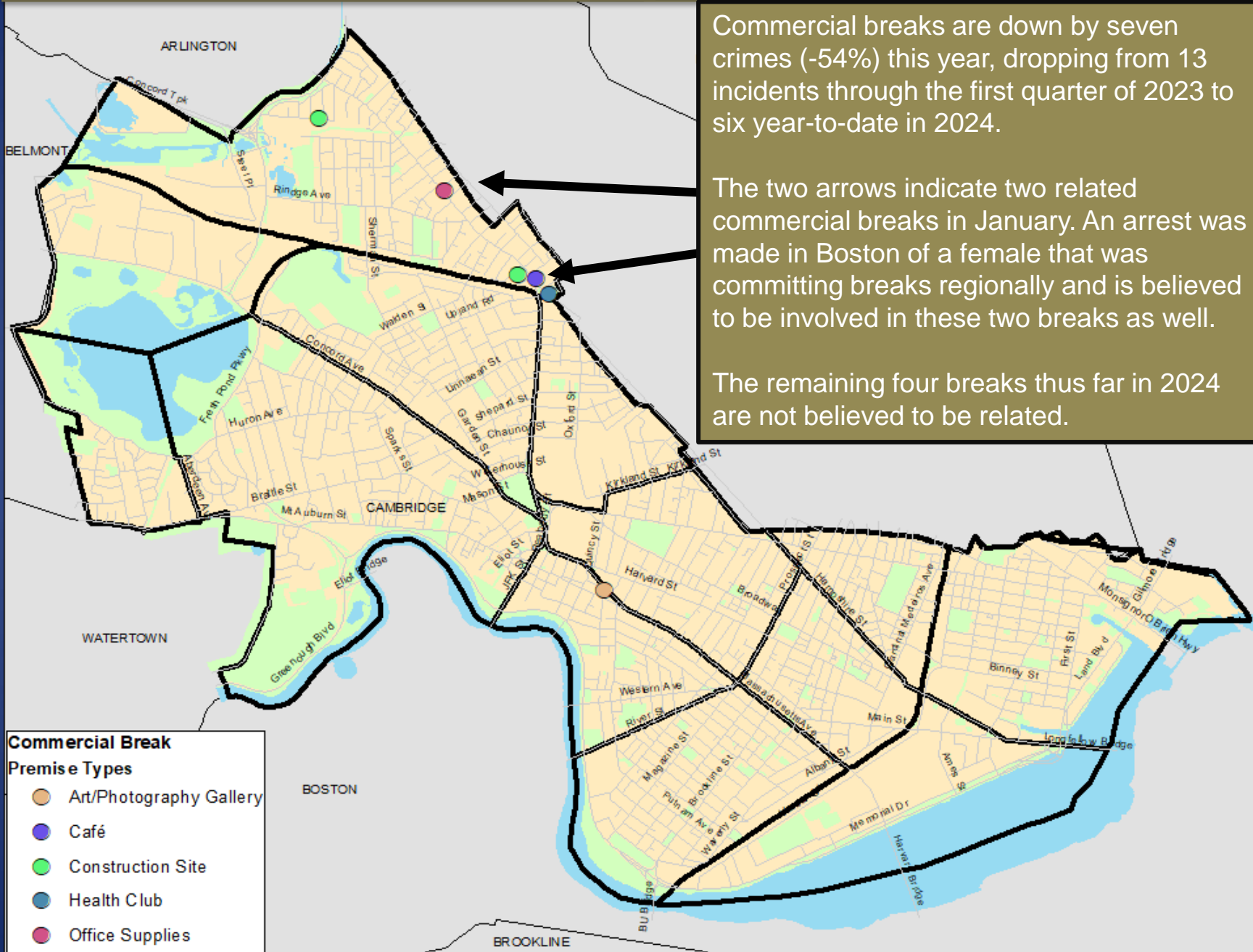
Although this area in Peabody was the most prominent hotspot on the map in January, there is no indication at this time that any of the four breaks here were related.



March 2024



Geographic Breakdown of Commercial Breaks: 1.1.24 – 4.1.24





LARCENY

No Patterns

- **Preliminary stats indicate that overall larceny year-to-date in 2024 is registering at 508 incidents, 4% above this time in 2023.** The total of 508 larcenies reported in 2024 is also 19% above the 5-year average of 427 incidents.
- **The larceny from motor vehicles total through March in 2024 is 66 incidents, 24% below the same time frame in 2023.** At least part of the decrease in 2024 compared to last year can be attributed to a drop in catalytic converter thefts during the months of January and February. Through March in 2023, there had been 21 catalytic converter thefts reported, while so far in 2024, there have been none.
- **Through March 2024, there were 21 larcenies from the person reported in Cambridge, down 5% (one incident) when compared to the same time period in 2023.** Central Square has had the highest number of thefts with eight incidents so far this year.
- **There were 46 larcenies from buildings reported through March.** This total is 11 incidents (19%) less than the same time period last year and seven incidents (13%) less than the five-year average, due at least in part to a reduction in thefts from locker rooms at local health clubs so far this year.
- **Larcenies from residences are up 13 incidents (14%) in 2024 when compared with 2023.** Package thefts have made up the majority of this crime type in recent years and registered even higher than average in 2020-2022 due to the increased volume of deliveries during the pandemic. Package thefts have accounted for 74 (or 71%) of the 104 larcenies from residences thus far in 2024.
- **There have been 51 larcenies of bicycles reported through March in 2024. This total is 21 incidents (29%) below the total through March of 2023 and 16 incidents (24%) below the five-year average of 67.** The top neighborhoods for bike thefts so far this year have been Riverside with nine, followed by The Port with seven.

Percent Change

Last 4 Weeks

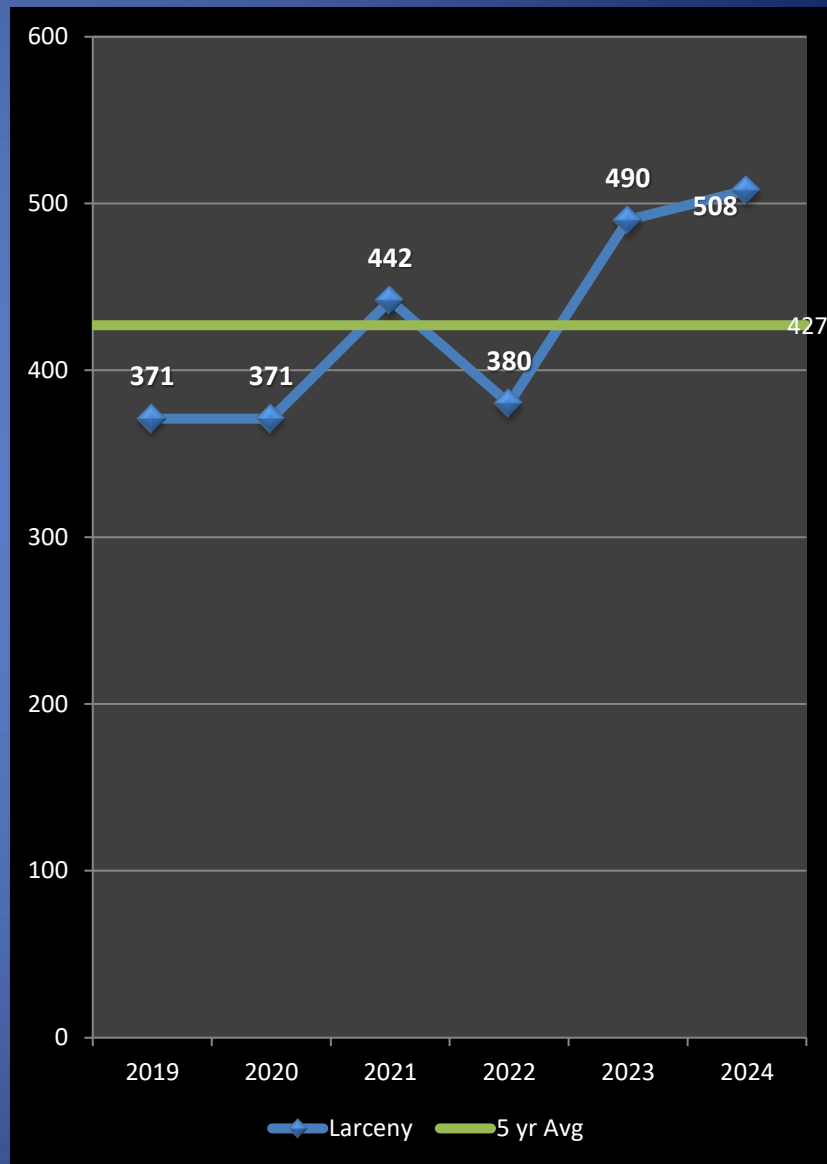
+3%

Previous Year

+4%

5-Year Average

+19%





LARCENY From MV

No Patterns

- The larceny from motor vehicle total for the first quarter of 2024 is 66 incidents, which is 24% below the total for the same time period in 2023. The 66 thefts from cars reported through March also indicates a decrease of 24 incidents (-27%) below the 90 car breaks forecasted for the first 13 weeks of 2024.
- The neighborhoods with the highest larceny from motor vehicle totals through March of 2024 are: The Port (12), Inman/Harrington (11), and Cambridgeport (9).
- Comparing the last four weeks (March) to the previous four (February), there was a 72% increase in larcenies from motor vehicles, with 13 more incidents reported.
- Of the 66 incidents reported thus far in 2024, 29 vehicles (44%) were left unlocked at the time of the theft and 27 (41%) were entered via unknown means.

Percent Change

Last 4 Weeks

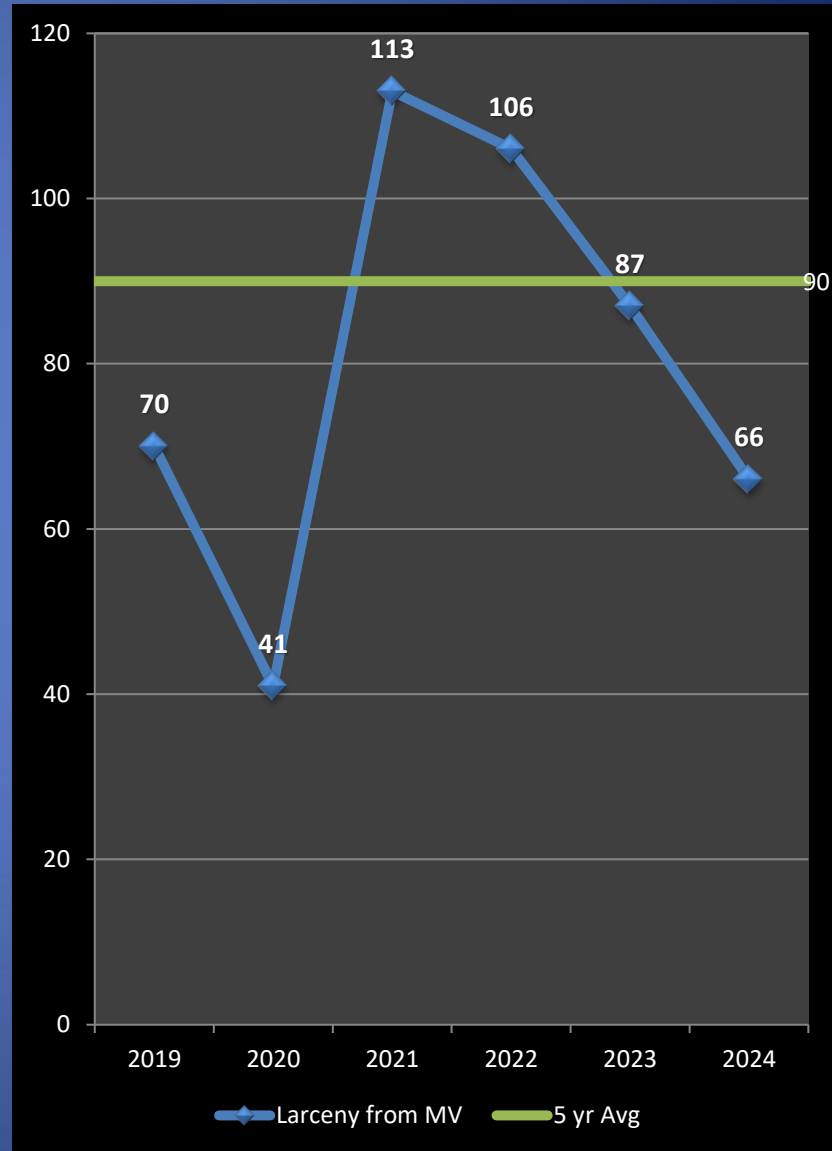
+72%

Previous Year

-24%

5-Year Average

-27%



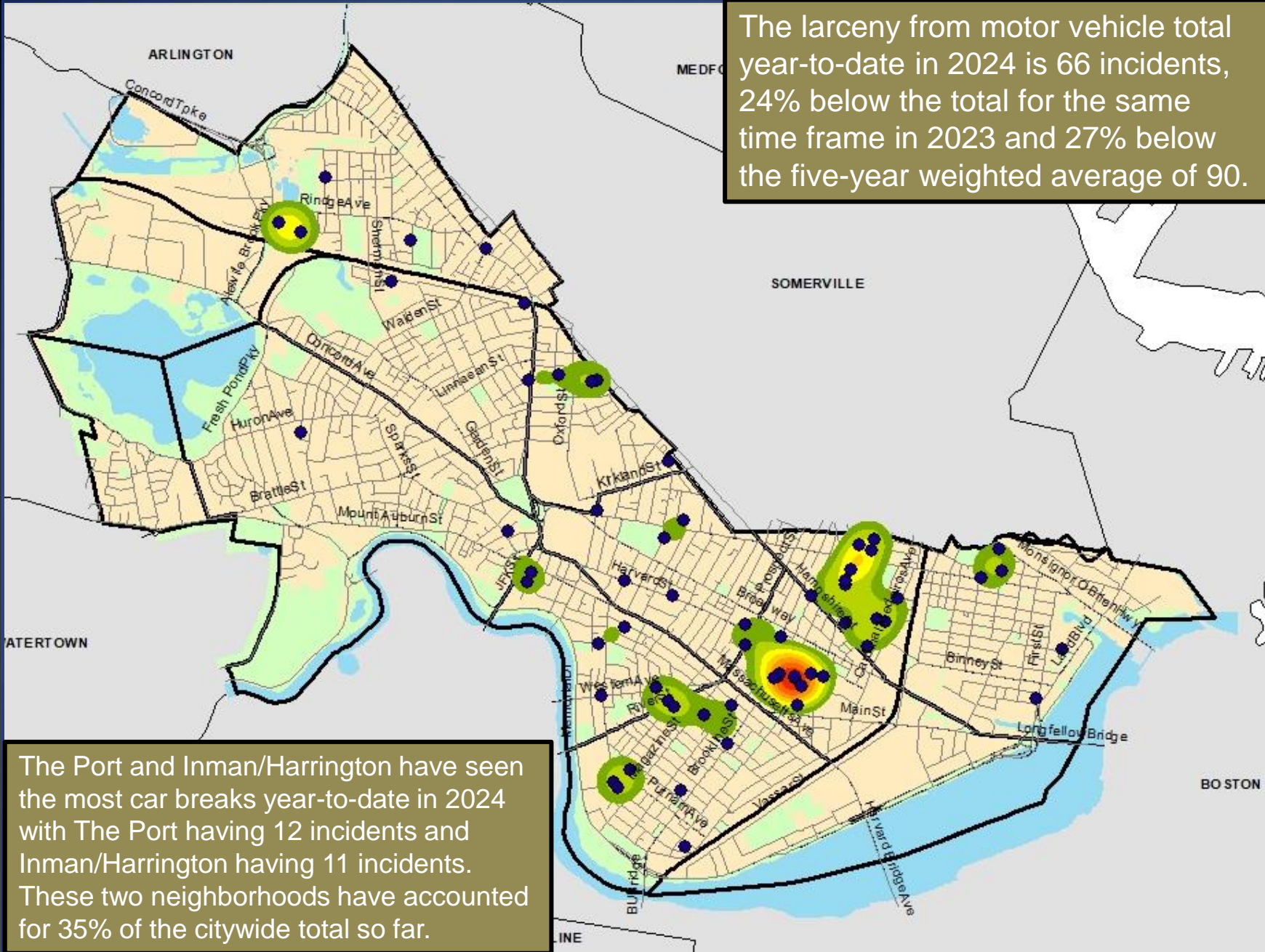


Geographic Breakdown of Larceny from Motor Vehicles: 1.1.24 – 4.1.24

Cambridge Police BridgeStat

March 2024

The larceny from motor vehicle total year-to-date in 2024 is 66 incidents, 24% below the total for the same time frame in 2023 and 27% below the five-year weighted average of 90.



The Port and Inman/Harrington have seen the most car breaks year-to-date in 2024 with The Port having 12 incidents and Inman/Harrington having 11 incidents. These two neighborhoods have accounted for 35% of the citywide total so far.



LARCENY from Person

No Patterns

- Larcenies from the person through March 2024 declined by one incident (-5%) below the same time period in 2023 but stayed level with the five-year average with 21 incidents. Three thefts were reported in the past four weeks (March), which was seven less than the previous four weeks (February).
- Eight of the 21 incidents year-to-date in 2024 took place in Central Square. The other incidents took place throughout the city, with Porter Square registering the next highest amount with four thefts, followed by Harvard Square and East Cambridge with two each.
- In recent years, higher numbers in Central Square have mainly been due to grab-and-run situations and/or incidents that involved individuals who are unhoused whose property may have been stolen while they were asleep or otherwise distracted.
- Two of the eight incidents in Central Square in 2024 have involved thefts of property while a person was dining at an establishment in the Square; three were unattended thefts, which typically occurs when an individual is sleeping or puts a bag down by their feet; two were pocket-pickings; and one was a grab-and-run situation.

Percent Change

Last 4 Weeks

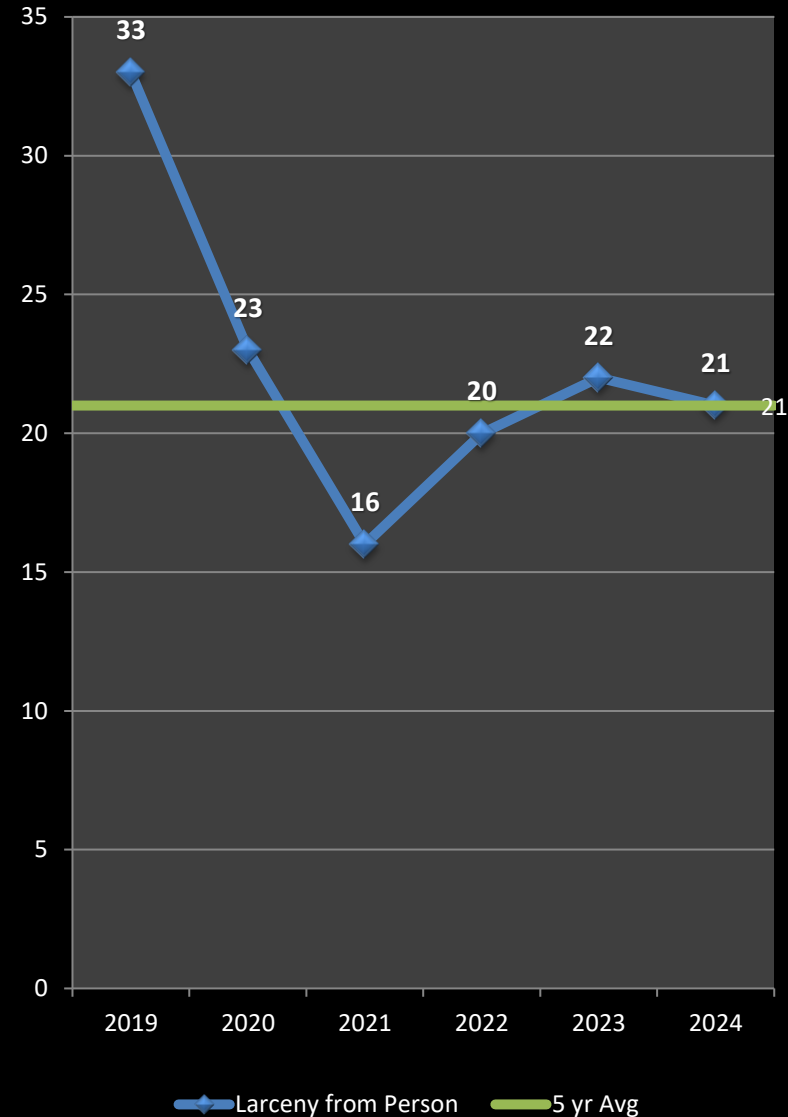
-70%

Previous Year

-5%

5-Year Average

0%





LARCENY of Bicycle

No Patterns

- There have been 51 bicycle thefts reported citywide in the first quarter of 2024, down 29% from the 72 reported during the same time period in 2023. Additionally, the 2024 total year-to-date is registering at 24% below the five-year average of 67.
- The most recent four weeks (March) saw a 12% increase in bike thefts when compared with the previous four weeks (February), with two more thefts reported this month.
- Riverside has reported the most bike thefts thus far in 2024 with nine, followed by The Port with seven.
- Of the 51 bike thefts reported in 2024, 43 (84%) were reportedly locked at the time of the theft.

Top Neighborhoods for Bike Theft in 2024:

Neighborhood	YTD Total	% Citywide
Riverside	9	18%
The Port	7	14%
West Cambridge, Cambridgeport, Peabody, Mid-Cambridge	5 each	10% each

Percent Change

Last 4 Weeks

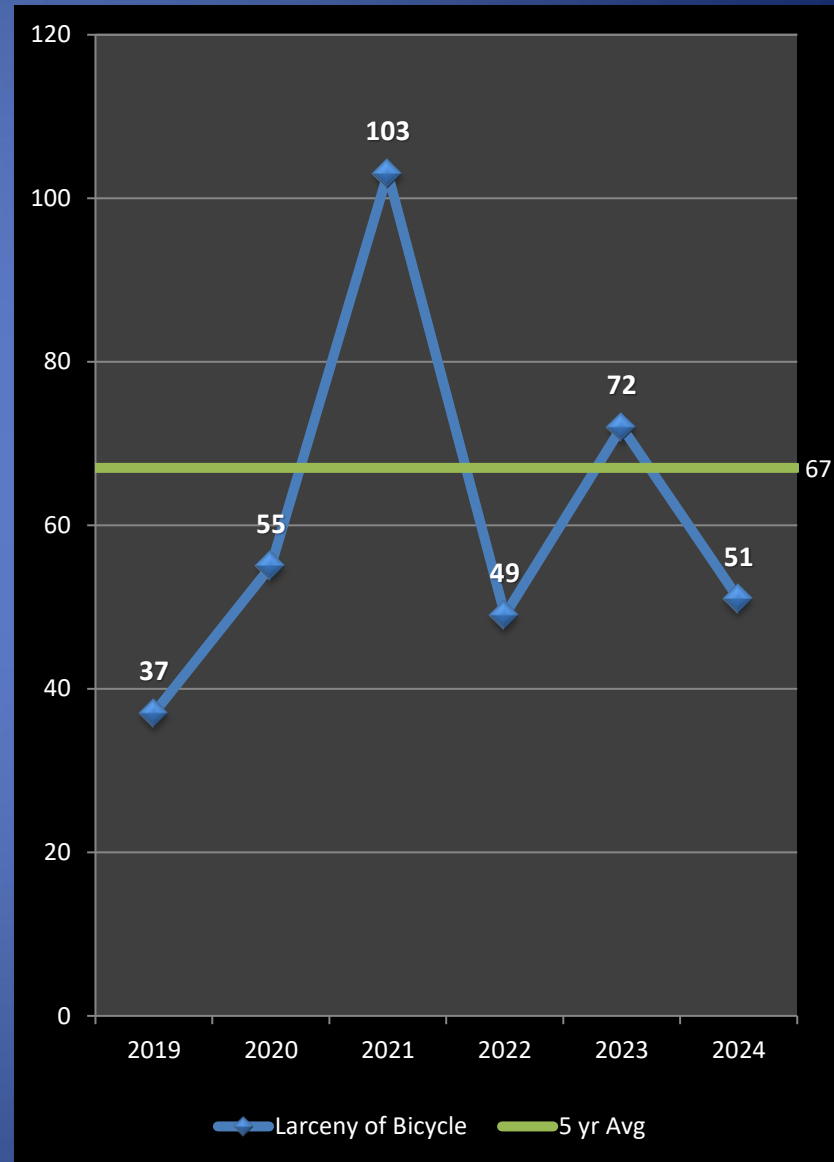
Previous Year

5-Year Average

+12%

-29%

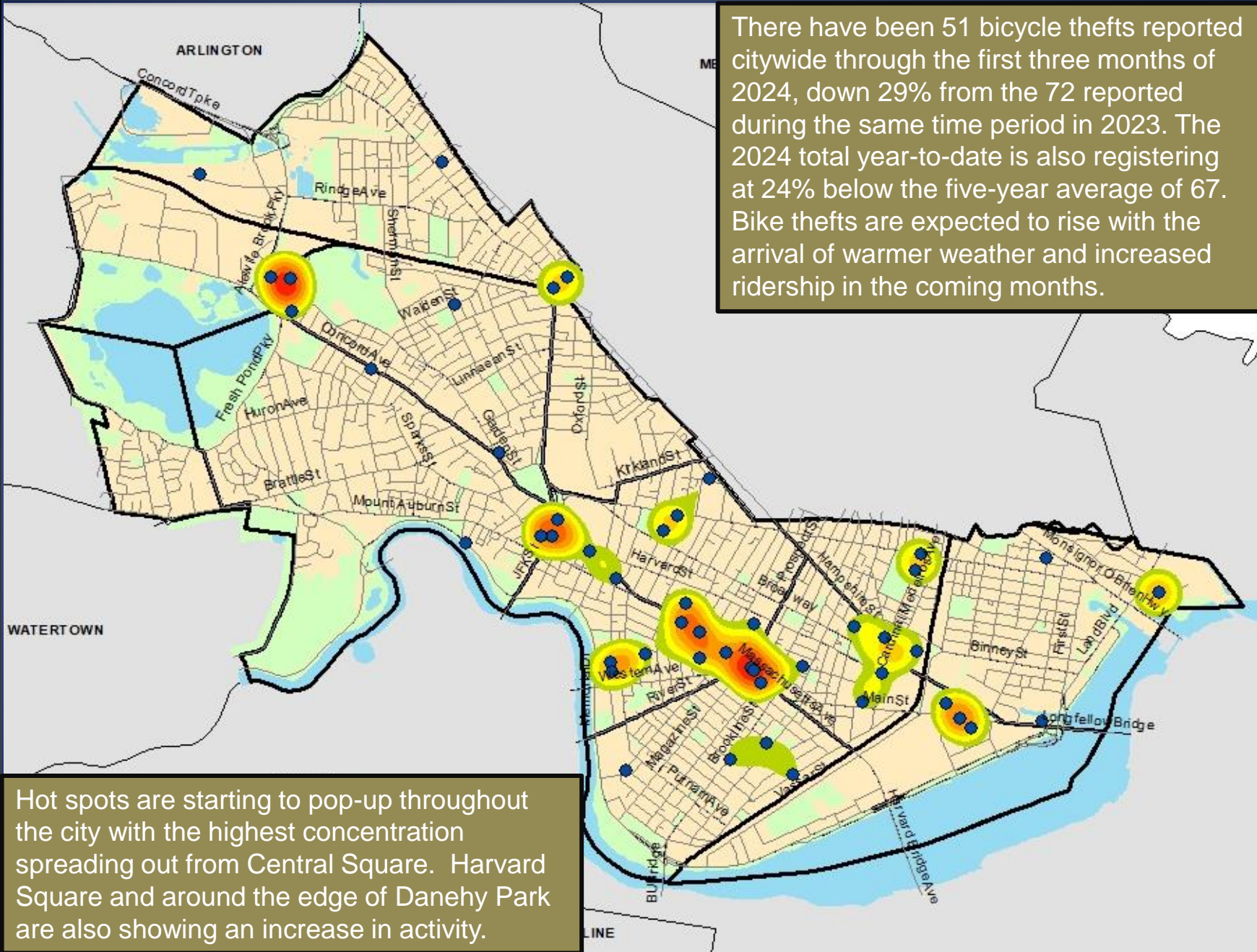
-24%





Geographic Breakdown of Bicycle Thefts: 1.1.24 – 4.1.24

There have been 51 bicycle thefts reported citywide through the first three months of 2024, down 29% from the 72 reported during the same time period in 2023. The 2024 total year-to-date is also registering at 24% below the five-year average of 67. Bike thefts are expected to rise with the arrival of warmer weather and increased ridership in the coming months.



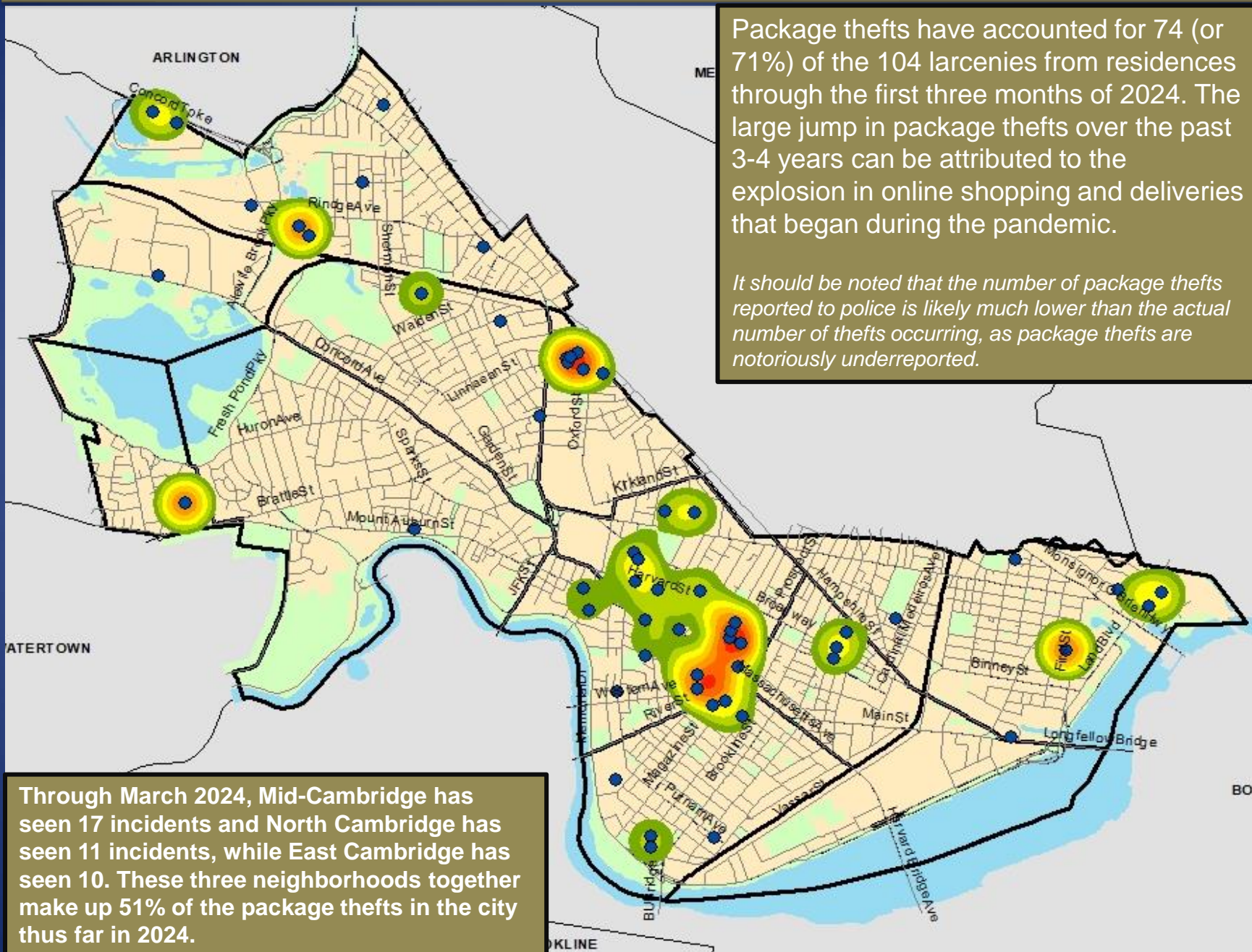
Hot spots are starting to pop-up throughout the city with the highest concentration spreading out from Central Square. Harvard Square and around the edge of Daney Park are also showing an increase in activity.



Geographic Breakdown of Package Thefts: 1.1.24 – 4.1.24

Cambridge Police BridgeStat

March 2024



Package thefts have accounted for 74 (or 71%) of the 104 larcenies from residences through the first three months of 2024. The large jump in package thefts over the past 3-4 years can be attributed to the explosion in online shopping and deliveries that began during the pandemic.

It should be noted that the number of package thefts reported to police is likely much lower than the actual number of thefts occurring, as package thefts are notoriously underreported.

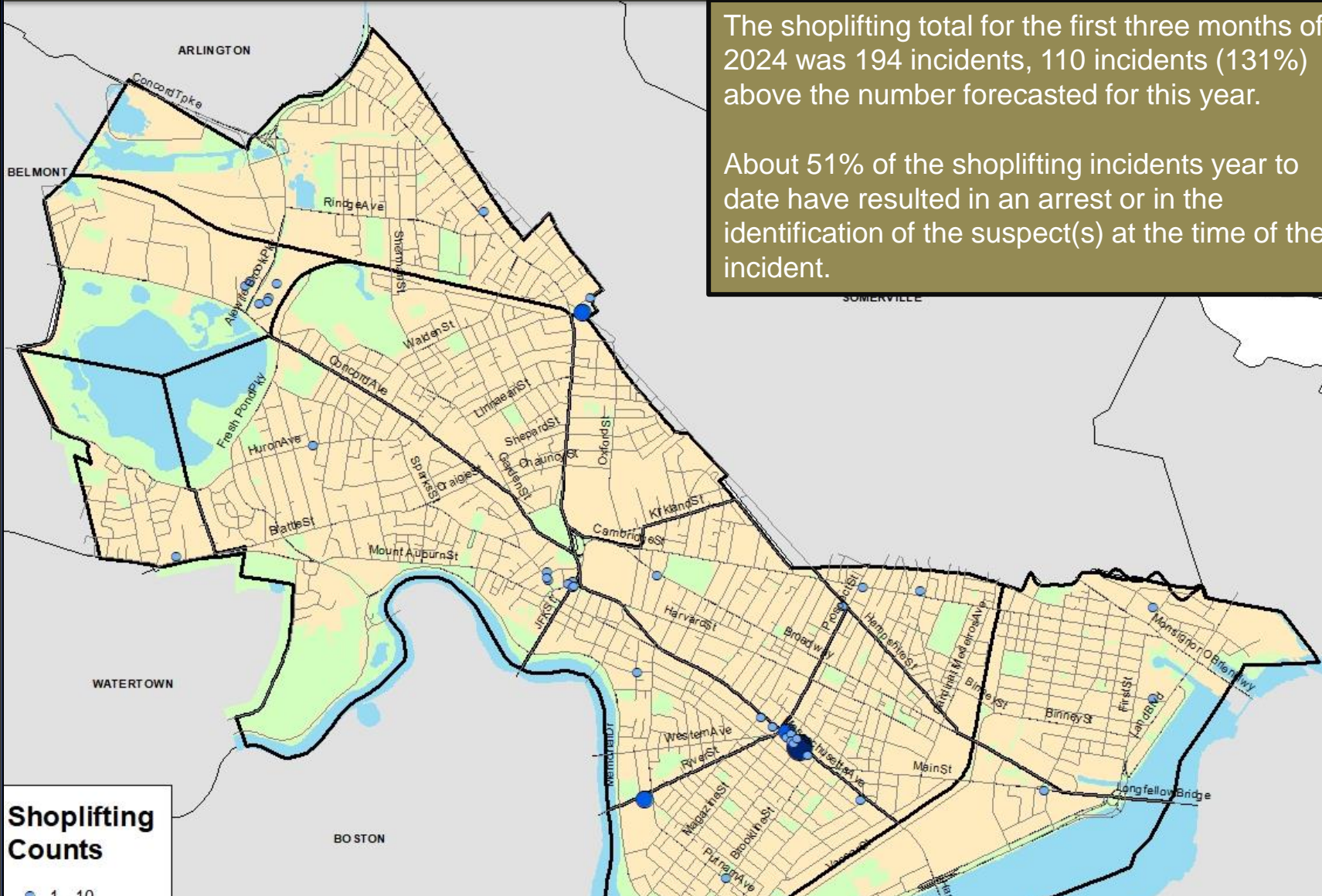
Through March 2024, Mid-Cambridge has seen 17 incidents and North Cambridge has seen 11 incidents, while East Cambridge has seen 10. These three neighborhoods together make up 51% of the package thefts in the city thus far in 2024.



Geographic Breakdown of Shoplifting: 1.1.24 – 4.1.24

Cambridge Police BridgeStat

March 2024



Shoplifting Counts

- 1 - 10
- 11 - 30
- 31 - 58

The shoplifting total for the first three months of 2024 was 194 incidents, 110 incidents (131%) above the number forecasted for this year.

About 51% of the shoplifting incidents year to date have resulted in an arrest or in the identification of the suspect(s) at the time of the incident.

Target in Central Sq has reported the most shoplifting incidents so far in 2024 with 58 thefts, followed by the Walgreens on Mass. Ave with 19, the Walgreens on River Street with 13, and the Target on Somerville Ave with 12 thefts year-to-date.



AUTO THEFT

No Patterns

- The five-year weighted average for auto thefts through the first quarter of 2024 is 22, and with 24 reported so far in 2024, Cambridge has experienced an increase of 9% above the expected total. Conversely, auto thefts are down 11% (three incidents) when compared to the first three months of 2023.
- When comparing the most recent four weeks (March) to the previous four weeks (February), auto thefts are up 14%, or one incident, in March.
- The neighborhood breakdown for auto theft totals so far in 2024 is as follows: East Cambridge – 5; The Port – 5; Peabody – 4; North Cambridge – 3; West Cambridge – 2; Riverside – 2; Cambridgeport – 2; and Inman/Harrington – 1.
- There have been a few thefts reported so far in 2024 where the operator left the vehicle unlocked in order to deliver a package or grab food. When the victim returned, the vehicle was gone.
- 10 of the 24 motor vehicles stolen in 2024 have been recovered to date.

Percent Change

Last 4 Weeks

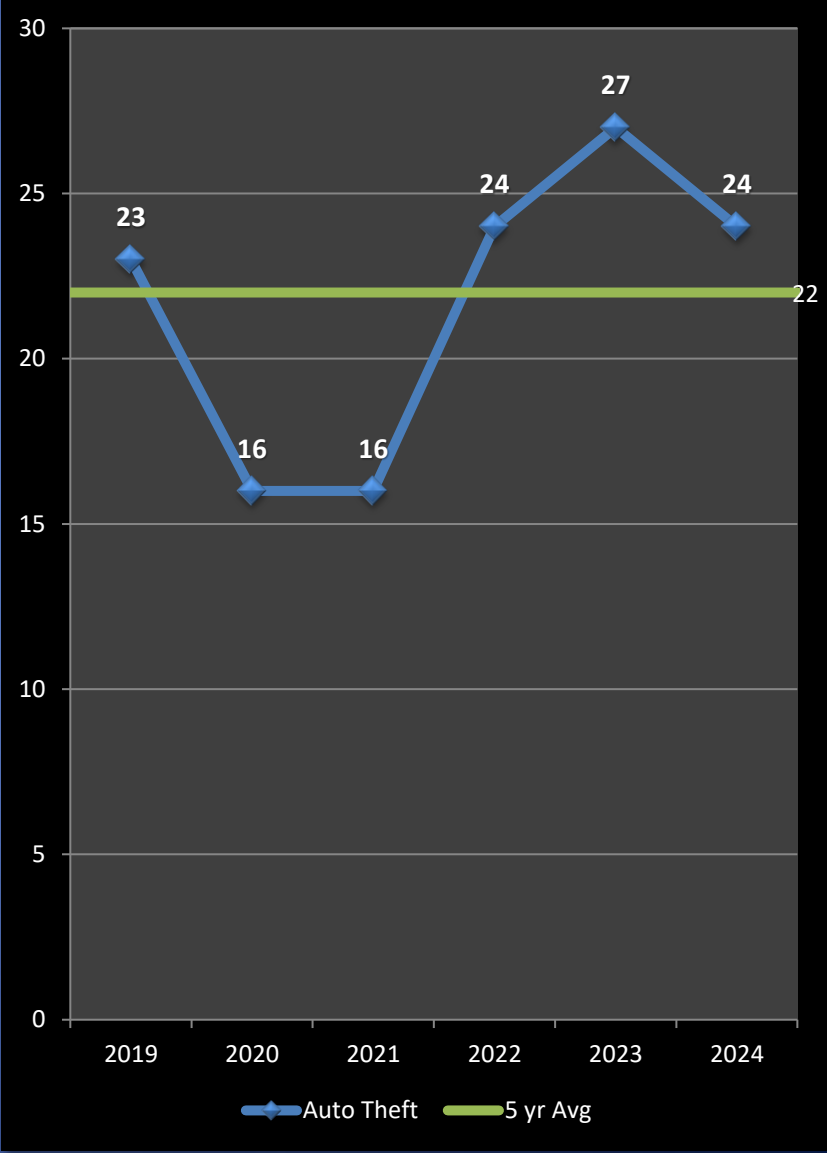
+14%

Previous Year

-11%

5-Year Average

+9%





Help Prevent Crime

And keep yourself informed!

To receive information from the CPD:

- Sign up with for the **Cambridge Alert Network**, to receive alerts about emerging crime patterns, neighborhood meetings, and crime prevention tips, by visiting www.CambridgeMa.gov/AlertNetwork.
- “Like” the Cambridge Police Department on Facebook at www.facebook.com/CambridgePolice
- Follow [@CambridgePolice](https://twitter.com/CambridgePolice) on Twitter.
- Visit our website at www.CambridgePolice.org for valuable information and reports including the Daily Log and BridgeStat, which is published on the first Friday of every month.
- Download our “MyPD” smartphone app at www.CambridgePolice.org/MyPD.

To Share Information with the CPD:

- Call our Non-Emergency Telephone Number at **617-349-3300**.
 - Every call for service generates a police response, so help drive our resources by reporting things that seem suspicious or out of the ordinary.
- Send an Anonymous TEXT-A-TIP:
 - Send an ANONYMOUS text message to **Tip411 (847411)**. Begin your message with Tip650 and then type your message. You will receive a response from the Cambridge Police with the option to continue communicating. Please remember that this is not a replacement for 9-1-1. **If you witness an emergency situation, please call 9-1-1 immediately.**
- Send an Anonymous Crime Tip E-Mail at www.CambridgePolice.org/Tips