



Cambridge Police Department BridgeStat

August 2013

Produced by the Crime Analysis Unit



Part I Total Crime

- Serious crime in Cambridge in 2013 has experienced a significant decrease of **11%** from the first eight months of 2012, and when measured against the five-year weighted average for this same time frame, an identical 11% decline (**258 fewer serious crimes than the average**) has been recorded. The majority of the decrease from 2012 to 2013 can be attributed to the overall drop in Burglary (**-31%**), with 108 fewer breaks reported when compared with the same time period in 2012 and the 6% decline in the index crime of Larceny.
- A detailed analysis of all statistics indicates that there were **222 fewer property crimes recorded through the first eight months** of 2013, which translates to a **11% decrease** when measured against the 2012 statistics. **Violent crime has fallen 15% between January 1st and September 2nd of 2013 when compared with 2012.**
- When measuring the serious crime totals versus the previous month of July, there was a 22% decline in the number of index crimes with 82 fewer incidents recorded during August of 2013. The majority of this decrease can be attributed to the drop in bike thefts, shoplifting, and burglaries.

	4 Week Snapshot			Year to Date			Five Year	
	7/9-8/5	8/6-9/2	Change	2012	2013	Change	Avg	Change
Total Violent Crime	35	27	-23%	271	231	-15%	282	-18%
Total Property Crime	335	261	-22%	2108	1886	-11%	2092	-10%
Total Part I Crime	370	288	-22%	2379	2117	-11%	2375	-11%



Part I Property Crime

- Property crime is registering an 11% decrease** below the number reported during the first eight months of 2012, and a 10% slip below the five-year average. The only larceny category to register an increase over the past four weeks was thefts from motor vehicles. **Burglary is down a remarkable 31% from 2012 and 26% from the five-year weighted average.** Over the Summer of 2013, very few property crime patterns were identified.

	4 Week Snapshot				Year to Date				Five Year	
	7/9-8/5	8/6-9/2	Change		2012	2013	Change		Avg	Change
Burglary	41	28	-32%		349	241	-31%		327	-26%
Commercial Break	7	6	-14%		50	38	-24%		56	-32%
Housebreak	34	22	-35%		299	203	-32%		271	-25%
Larceny	279	223	-20%		1669	1568	-6%		1654	-5%
Larceny (Misc)	2	0	-100%		30	15	-50%		23	-35%
Larceny from Building	39	26	-33%		260	258	-1%		256	1%
Larceny from MV	55	70	27%		449	388	-14%		485	-20%
Larceny from Person	40	24	-40%		248	243	-2%		221	10%
Larceny from Residence	25	17	-32%		150	118	-21%		135	-13%
Larceny of Bicycle	75	55	-27%		264	264	0%		251	5%
Larceny of Plate	2	2	0%		25	16	-36%		30	-47%
Larceny of Services	2	2	0%		8	15	88%		15	0%
Shoplifting	39	27	-31%		235	251	7%		239	5%
Auto Theft	15	10	-33%		90	77	-14%		111	-31%
Total Property Crime	335	261	-22%		2108	1886	-11%		2092	-10%



Part I Violent Crime

- The projected five-year weighted average for violent crime in Cambridge for the first eight months of the year is 282 incidents. For the period between January 1st and September 2nd of 2013, **there were 231 violent crimes recorded in the City, 40 incidents (-15%) below last year's total of 271, and 51 (18%) under the five-year average for this period.**
- There have been two murders in 2013, both recorded in April. A complete synopsis of these incidents can be found on the next slide. **All of the other violent crimes: Rape (-6%), Robbery (-4%), and Aggravated Assault (-22%) registered notable declines when compared with the totals for the first eight months of 2012.**

	4 Week Snapshot				Year to Date				Five Year	
	7/9-8/5	8/6-9/2	Change		2012	2013	Change		Avg	Change
Homicide	0	0	IN-CALC		1	2	100%		1	100%
Rape	3	3	0%		18	17	-6%		20	-15%
Robbery	15	10	-33%		84	81	-4%		91	-11%
Commercial Robbery	7	3	-57%		14	19	36%		16	19%
Street Robbery	8	7	-13%		70	62	-11%		76	-18%
Aggravated Assault	17	14	-18%		168	131	-22%		170	-23%
Total Violent Crime	35	27	-23%		271	231	-15%		282	-18%



MURDER

No Patterns

- There have been two murders reported in Cambridge over the first eight months of 2013. Both were recorded during the month of April:
- On April 10th, Aisling Brady McCarthy was charged with murder in the death of a Cambridge child who died in January. McCarthy was the child's nanny and was arrested after the death of Rehma Sabir of Cambridge, who was hospitalized with severe head injuries on her first birthday and died two days later. Aisling is awaiting trial.
- On April 18th, Cambridge Police received reports of shots fired on the MIT campus. At 10:30 p.m., an MIT police officer was found shot in his vehicle in the area of Vassar and Main Streets. Officer Sean Collier, 27, was found with multiple gunshot wounds. He was transported to Massachusetts General Hospital and pronounced deceased. Authorities launched an immediate investigation into the circumstances of the shooting and determined that two males were involved. The case is being investigated by local, state, and federal authorities working in cooperation. The investigation remains active and ongoing.
- Preliminary statistics released on 6/1/13 by the FBI reveal that Murder **increased by 1.5%** in the United States in 2012.
- The following two slides contain a chronological listing of all unsolved murders in Cambridge since 1999.

Change*

Last 4 Weeks

*IN -CAL

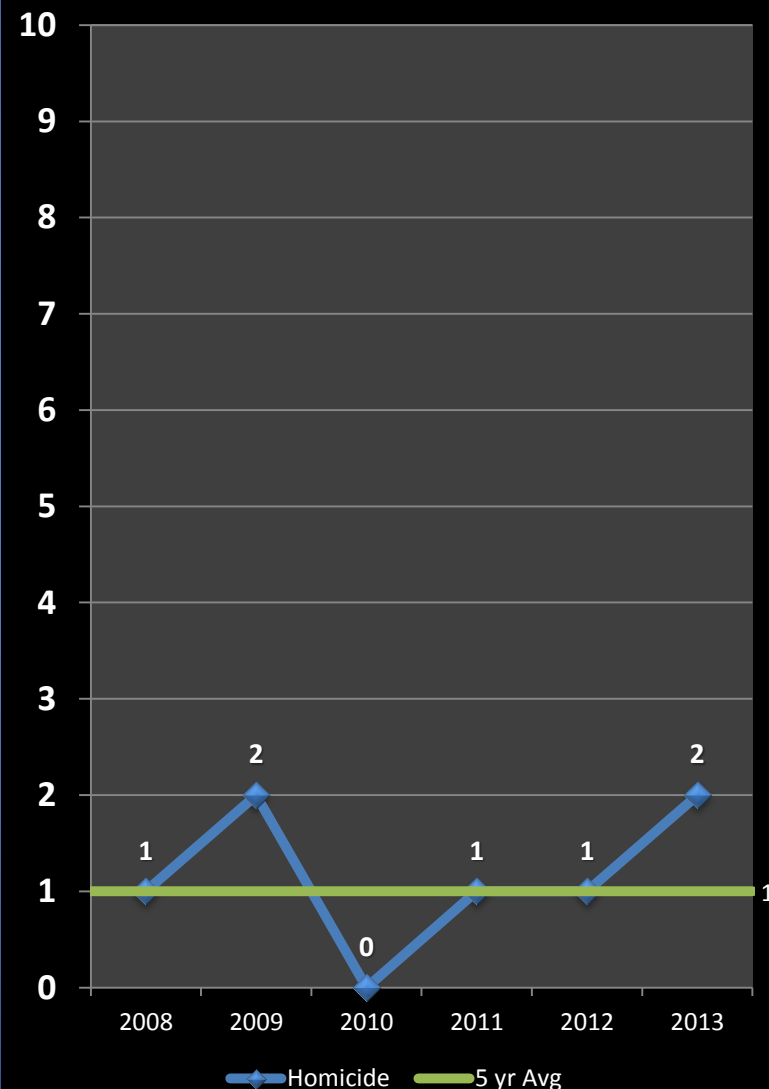
Previous Year

*IN -CAL

5 Year Average

*IN -CAL

*IN -CAL: Percentages are not calculated for numbers so small as to present a statistically misleading percentage.





Unsolved Murders: 1999 to 2012

Colin Burton, 30, of Dorchester, was shot and killed outside of Hi - Fi Pizza on Mass Ave in Central Square on September 18th, 1999. Burton was talking with the occupants of a Ford Explorer when the subject in the passenger seat fired through the window. Two suspects fled the scene. The case remains under active investigation.



September 18, 1999, Mass Ave



April 5 , 2002, Mass Ave

Ian Gray, 19, of Mattapan, was in an argument outside of the Rhythm & Spice restaurant that spilled out onto Mass Ave. A suspect that had left the scene returned with a group of people and a fight ensued. A knife was produced during the altercation and four gunshots were fired, fatally wounding Gray. This case remains open.

On June 17th, 2002 at 7:00PM, **Ricardo Williams**, 27, of Malden, was found in the driver's seat of a motor vehicle suffering from a gunshot wound to his face. Williams was taken to CCH where he was pronounced dead. This case remains open.



June 17, 2002, Windsor St.

Anyone with information about these crimes is asked to contact CPD at 617-349-3370.



Unsolved Murders: 1999 to 2012

Jason Ellcock, 33, of Malden, formerly of Cambridge and father of three, was found with multiple gunshot wounds in front of the driveway to 364 Rindge Ave at 3:05 AM on the night of June 16th, 2009. He was pronounced dead at the scene. This incident remains under investigation.



June 16, 2009, Rindge Ave



March 12, 2011, Brookline St.

James Lauture, 30, of Cambridge, was sitting in a vehicle near Brookline and Watson Streets just after midnight on Saturday, March 12th, 2011, when an unknown gunman opened fire. The occupants in the car were able to drive to Central Square. Lauture died from multiple gunshot wounds. The other man in the vehicle survived. This case remains open.

On June 3rd, 2012, **Charlene Holmes**, 16, of Cambridge was shot while sitting on a porch on Willow Street. She later succumbed to her wounds at the hospital. The investigation into this incident remains active, but no arrests have been made to date.



June 3, 2012, Willow St

****Anyone with information about these crimes is asked to contact CPD at 617-349-3370.****



RAPE

No Patterns

- Over the first eight months of 2013, 17 rapes were reported, one less than for the same period in 2012, which translates to a **6% reduction** when compared to last year and a **15% decrease** when compared to the five-year average of twenty sexual assaults for this similar time period.
- During the first eight months of the year, there were two reports of rapes classified as domestic and eight involving acquaintances known to the victim and three incidents categorized as contact scenarios. Three of the sexual assaults have yet to be classified.
- The first and only stranger-to-stranger rape of the year was recorded in March. This incident involved a blitz type scenario late at night in Central Square. This case remains under investigation.
- Preliminary statistics released on 6/1/13 by the FBI reveal that Rape **decreased by 0.3%** in the United States in 2012.

Percent Change

Last 4 Weeks

0%

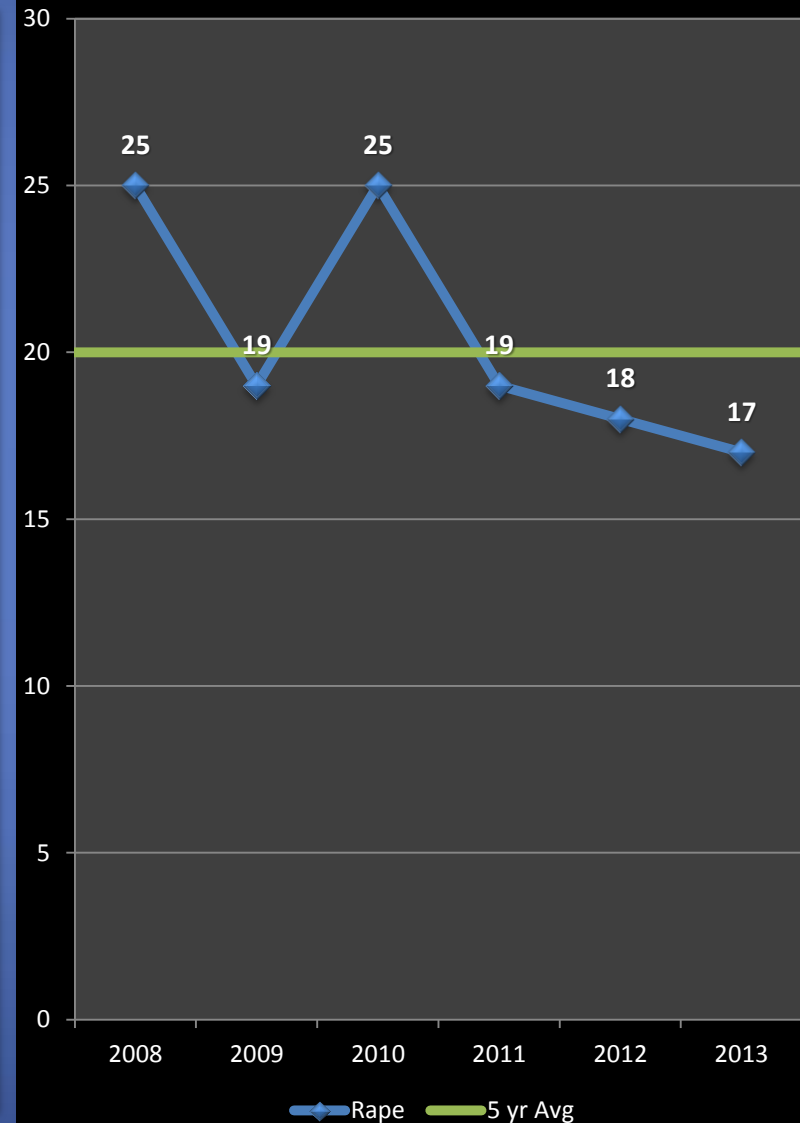
Previous Year

-6%

5 Year Average

-15%

*IN -CAL: Percentages are not calculated for numbers so small as to present a statistically misleading percentage.



Citizen Alert: Gypsy Cab Rape

- **Mass State Police** are investigating an aggravated assault/rape that occurred in Newton on 8/6/13. A female victim attempted to hail a taxi while on Seaport Boulevard at approximately 1:30 AM and **a black Lincoln livery style sedan** (Gypsy Cab) stopped and picked her up. Victim was driven to a secluded area in Newton where she was raped and beaten, and then released.
- **Composite on right is of suspect**, described as possibly Hispanic or Indian/Middle Eastern with a notable accent late, 20's to early 30's, 6ft tall, 230-240lbs, muscular build, dark complexion, buzz cut black hair, with neatly cropped facial hair.



**A similar incident reported on August 18th that was alleged to have occurred on the Boston/Cambridge border was determined to be invalid by the Boston Police.*



Rape/Sexual Assault

What can we do?

Police Response Strategy:

- Cambridge Police are focused on the prevention of these crimes by increasing officer visibility and vigilance toward unmarked/unlicensed taxi and livery vehicles in the city.
- The Cambridge Police Department takes reports of rapes and sexual assaults very seriously. CPD encourages all victims to report these crimes to police by calling 9-1-1 or speaking with investigators at 617-349-3370.

Citizen Response Strategy:

Residents and visitors are asked to take the following precautions to protect themselves:

- Do not get into unmarked taxi or livery cars.
- Use only licensed cabs or clearly identifiable livery service vehicles that are called to your location.
- Carry a cell phone and call ahead to your destination to alert them that you're on the way. Make sure you're expected at a certain time, so in the event you fail to show up, those expecting you will know enough to begin looking for you.
- Visit our website for more tips at www.CambridgePolice.org/SafetyTips



AGGRAVATED ASSAULT

No Patterns

- When compared to the first eight months of 2012, aggravated assaults recorded a considerable **decrease of 22%**, with 37 fewer crimes recorded in 2013. When measuring this violent index crime against the five-year average for the time period between January 1st and September 2nd, there has been a **decline of 23%**, with 39 crimes below the projected average of 170 aggravated assaults.
- Preliminary statistics released on 6/1/13 by the FBI reveal that Aggravated Assault **increased by 2%** in the United States in 2012.

Breakdown of Assault Classification types for the first eight months of 2013:

Type	Number	% of Total
Domestic	41	31%
Homeless	19	15%
Bar /Alcohol	19	15%
Acquaintance	12	9%
Road Rage	9	7%

Percent Change

Last 4 Weeks

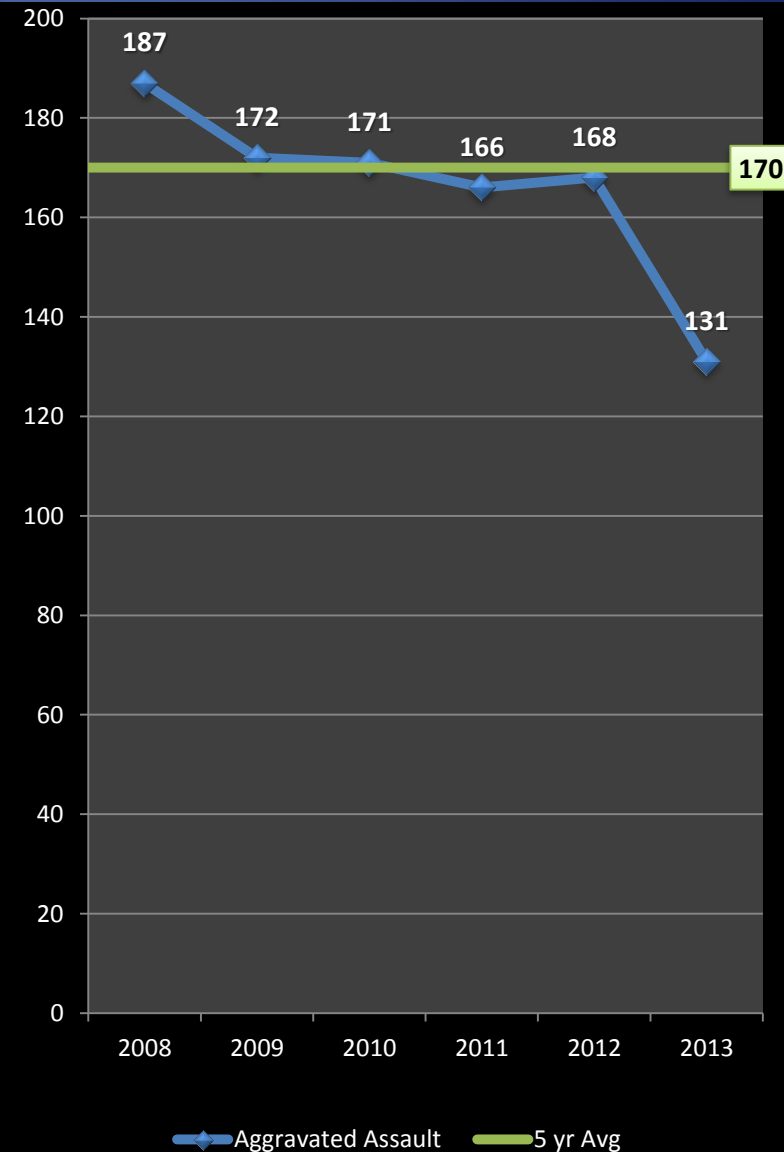
-18%

Previous Year

-22%

5 Year Average

-23%





ROBBERY

No Patterns

- The five-year average for overall robbery in Cambridge for the first eight months of the year is 91 incidents. From January 1st to September 2nd of 2013, 81 robberies were reported, translating to an **11% decline** below the projected total.
- There was a **33% drop** in robberies from July to August with five fewer crimes reported .
- Street robberies have **fallen 18%** when measured against the five-year average, down 14 crimes from the projected total of 76 incidents. When compared with the first eight months of 2012, there has been a **11% decrease** from 70 to 62 street robberies. There has not been a street robbery pattern identified in Cambridge over the first eight months of this year. Street robberies of cell phones and laptops remain a major regional problem.
- There have been 19 commercial robberies (at five convenience stores, six banks, two drug stores, two retail establishments, two liquor store, a fast food chain and a gas station) so far in 2013.

Percent Change

Last 4 Weeks

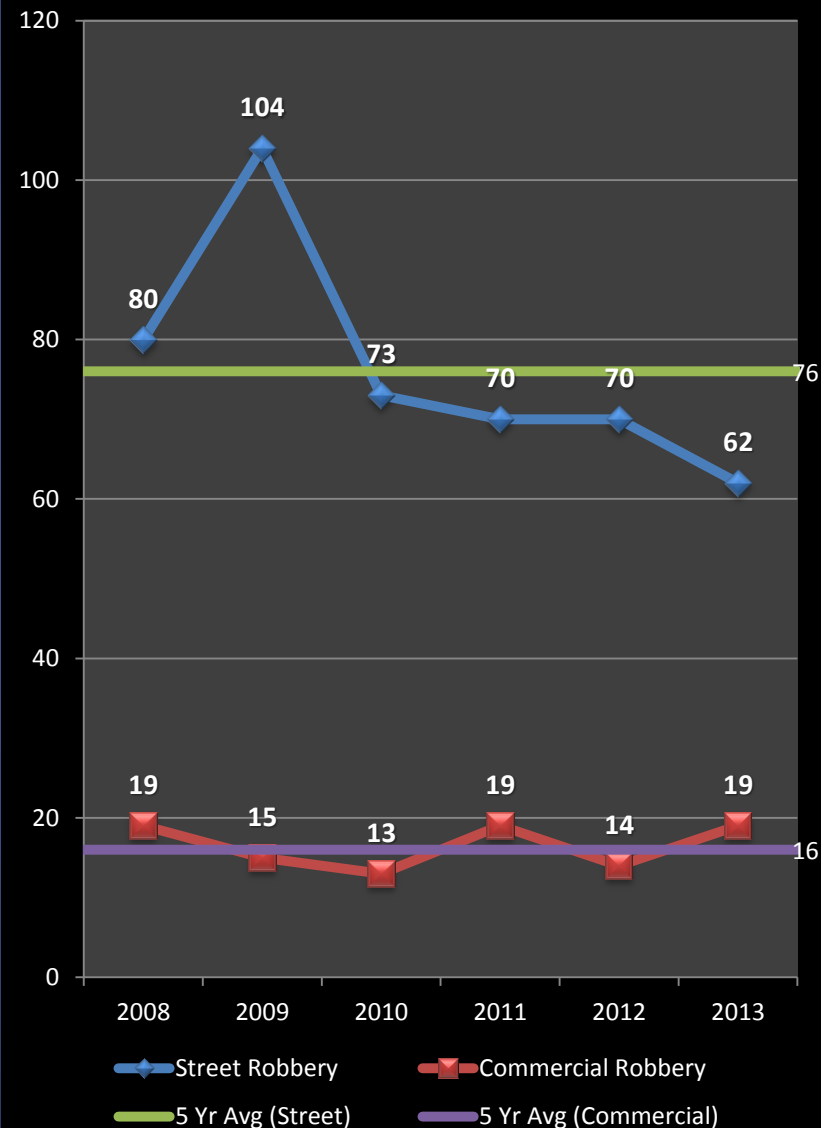
-33%

Previous Year

-4%

5 Year Average

-11%



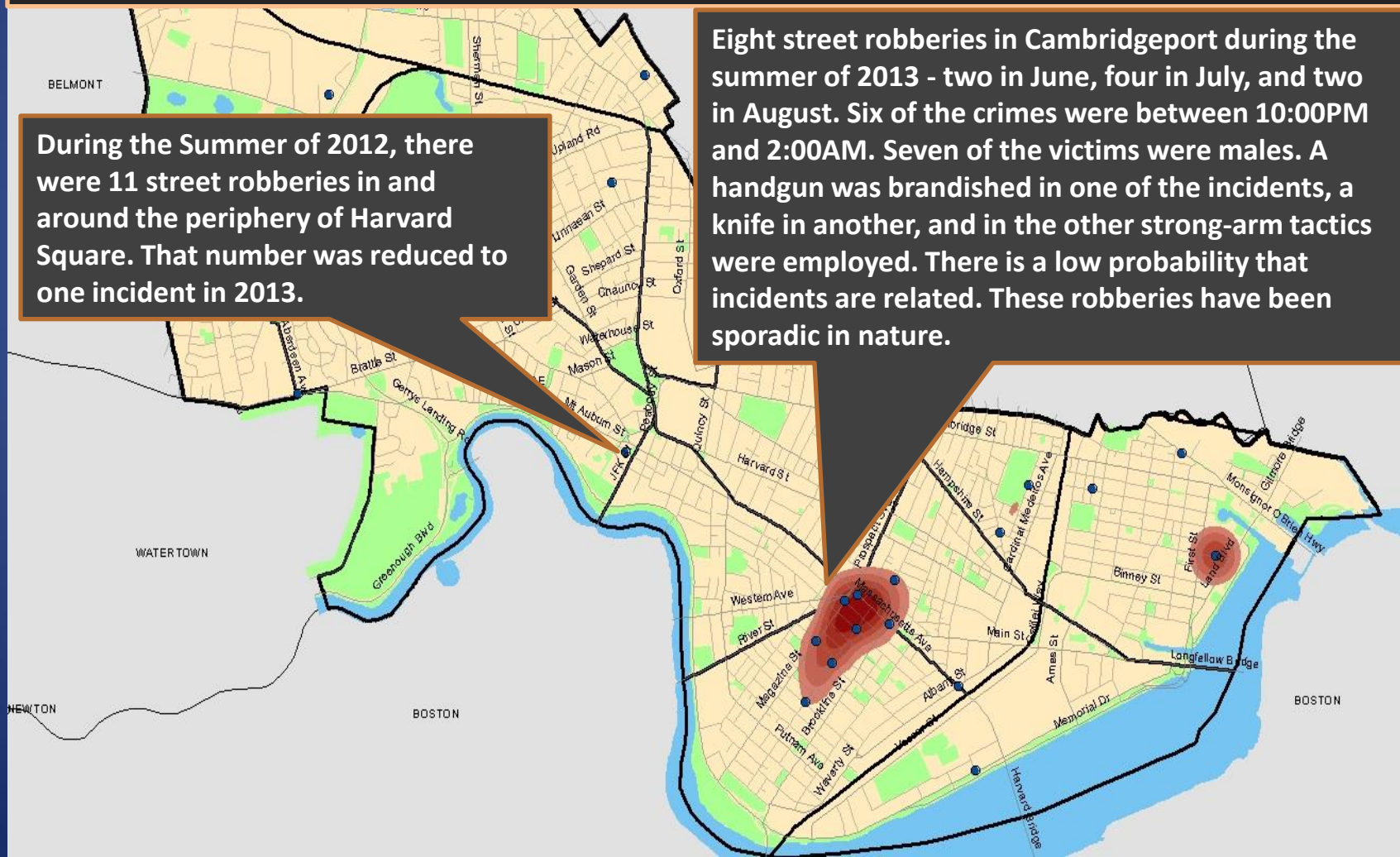


Street Robbery Activity: Summer of 2013 – 6/1/13 to 9/2/13

When compared with the first eight months of 2012, there has been an 11% drop from 70 to 62 robberies targeting individuals on the streets of the City. Overall, it was a very quiet Summer for this target crime with no patterns identified and street robberies were down 20% when measured against the same three-month period in 2012.

During the Summer of 2012, there were 11 street robberies in and around the periphery of Harvard Square. That number was reduced to one incident in 2013.

Eight street robberies in Cambridgeport during the summer of 2013 - two in June, four in July, and two in August. Six of the crimes were between 10:00PM and 2:00AM. Seven of the victims were males. A handgun was brandished in one of the incidents, a knife in another, and in the other strong-arm tactics were employed. There is a low probability that incidents are related. These robberies have been sporadic in nature.





BURGLARY

Emerging Patterns

- During the first eight months of 2013, there were 241 total burglaries (the combination of residential and commercial burglaries) reported in Cambridge. This number is **down 31%** when compared to last year during this time period and is **26% lower than the five-year average** of 327.
- Commercial burglary has **dropped 24%** when compared with 2012, with twelve fewer incidents reported, and has **dropped 32%** when measured against the five-year average.
- Residential burglaries ("housebreaks") are **down 31%** from the first eight months of 2012 with 96 fewer incidents reported and have **declined 25%** when measured against the five-year average.
- Sporadic daytime activity in the neighborhoods of Central Square, specifically Cambridgeport and Area 4, are being monitored for potential pattern evolution.

Percent Change

Last 4 Weeks

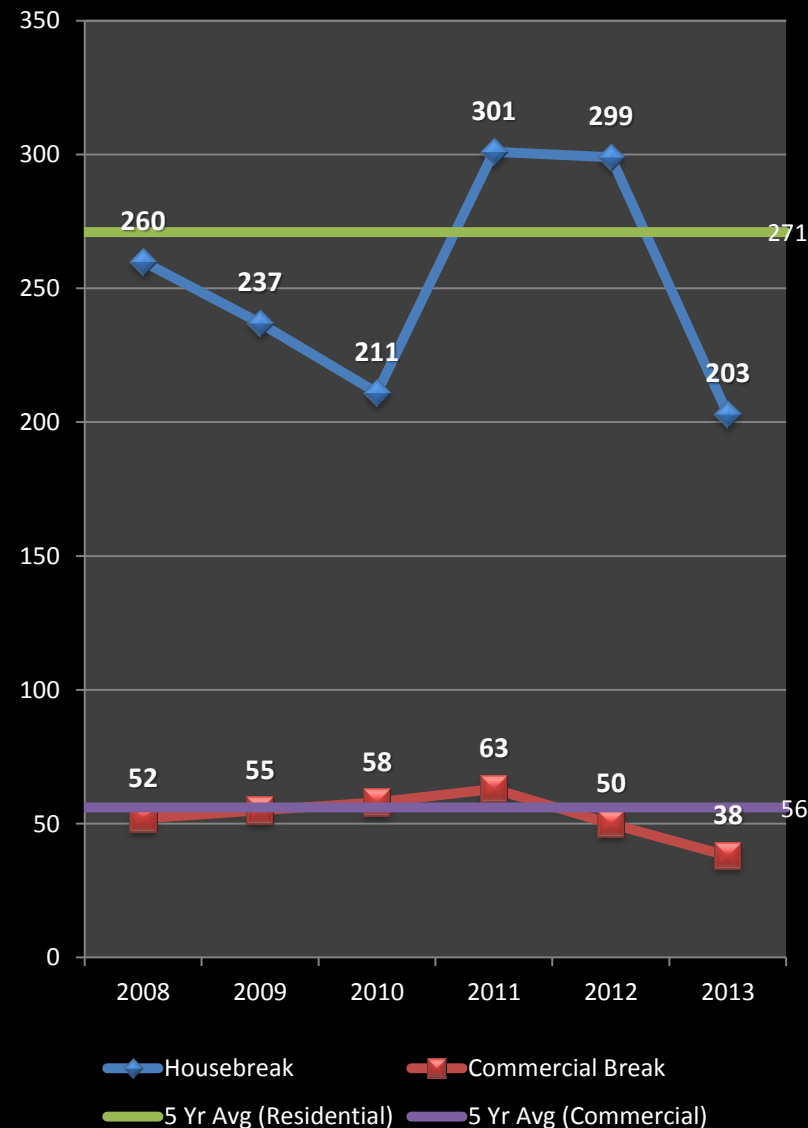
Previous Year

5 Year Average

-32%

-31%

-26%





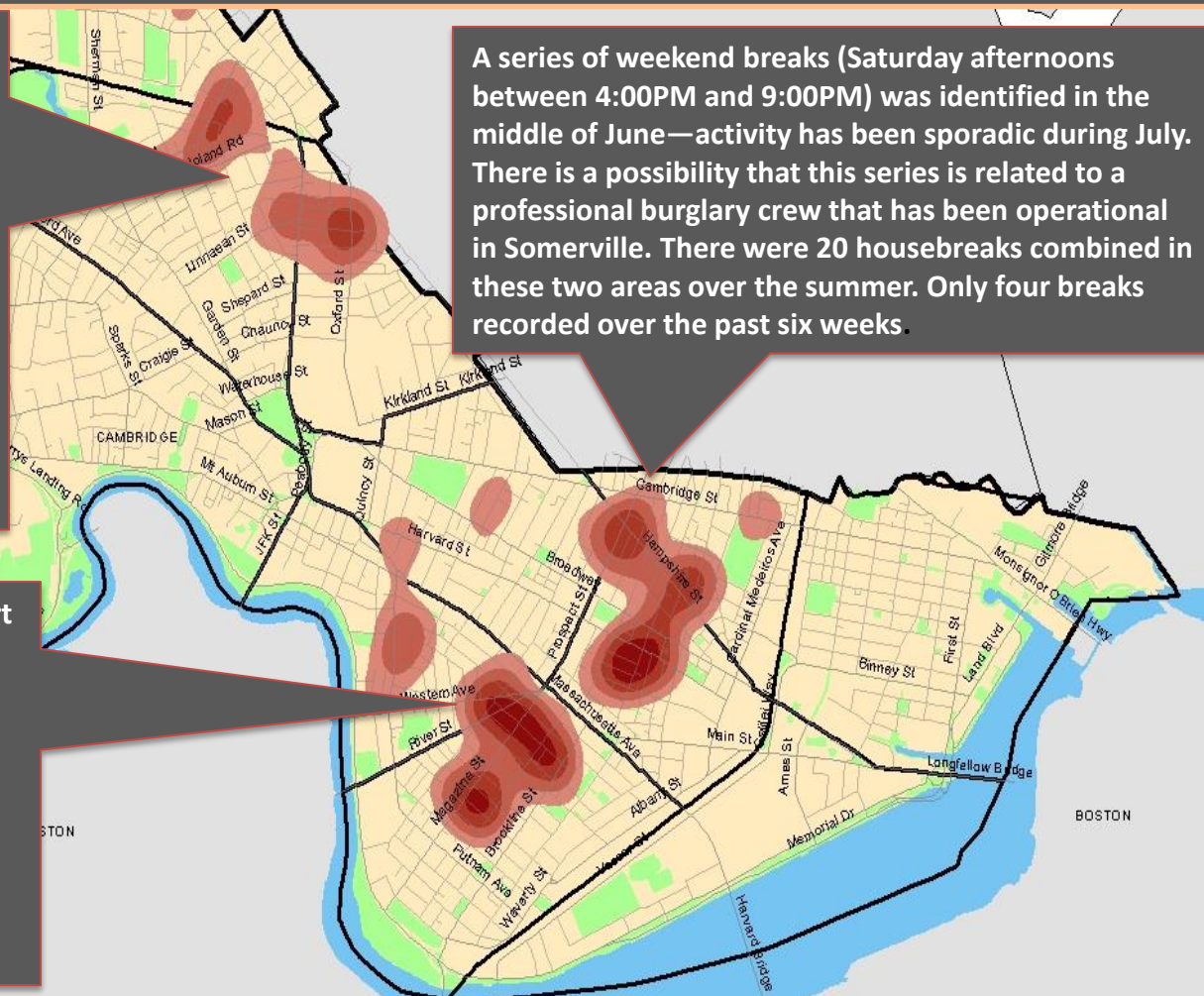
Housebreak Activity: Summer of 2013 – 6/1/13 – 9/2/13

When compared with the first eight months of 2012, there has been a sizable decline of 32% in housebreaks in Cambridge. The warm weather months usually produce the greatest amount of housebreak patterns in our City. That did not happen this summer; no patterns were identified and this property crime declined 35% with 44 fewer breaks reported.

This series of housebreaks in Agassiz and Peabody may have been related to the professional housebreak crew that has been active along the Somerville border in 2013. Five breaks over the first two weekends of July in Neighborhood #8 and #9 on side streets off of Mass Ave. 19 breaks over the Summer. Sporadic incidents in Richdale /Walden area during first two weeks of August – *quiet since*.

A series of weekend breaks (Saturday afternoons between 4:00PM and 9:00PM) was identified in the middle of June—activity has been sporadic during July. There is a possibility that this series is related to a professional burglary crew that has been operational in Somerville. There were 20 housebreaks combined in these two areas over the summer. Only four breaks recorded over the past six weeks.

23 housebreaks in Cambridgeport and Riverside over the Summer. Majority of activity during two-week period in mid-July in the upper Port was a series of night time breaks. Three recent incidents in close proximity to Central Square at the end of August are being closely monitored.





LARCENY

Possible Emerging Patterns

- Overall, **larceny year-to-date has decreased by 6%** when compared with the first eight months of 2012 and is down 5% when measured against the five-year weighted average for this time frame. Only larcenies from motor vehicles experienced an increase from July to August.
- Although **larcenies from motor vehicles are still down 14%** compared to 2012, this difference is slowly shrinking (was -28% in May, -23% in June, and -17% in July). LMVs rose 27% from 55 in July to 70 in August. Cambridgeport saw the brunt of the activity this month, with multiple incidents reported overnight on weekends.
- **Larcenies from persons citywide are down 2%** compared to last year, but the 2013 year-to-date total registers at 10% above the five-year average. Citywide, thefts dropped 40% from 40 in July to 24 in August.
- **There have been 258 larcenies from buildings reported during the first eight months of 2013.** This total is two crimes below the number reported during this time period in 2012 and two above the five-year average. Over the past month, this crime type dropped 33% from 39 incidents down to 26.
- In 2013, there have been **264 bike thefts to date**, which for the second month in a row is exactly equal to the number reported through the same time frame in 2012. Bike thefts dropped by 27% in August when compared with July. West Cambridge saw the most bike thefts in August with 16, followed by Mid-Cambridge and Riverside with 11 each.

Percent Change

Last 4 Weeks

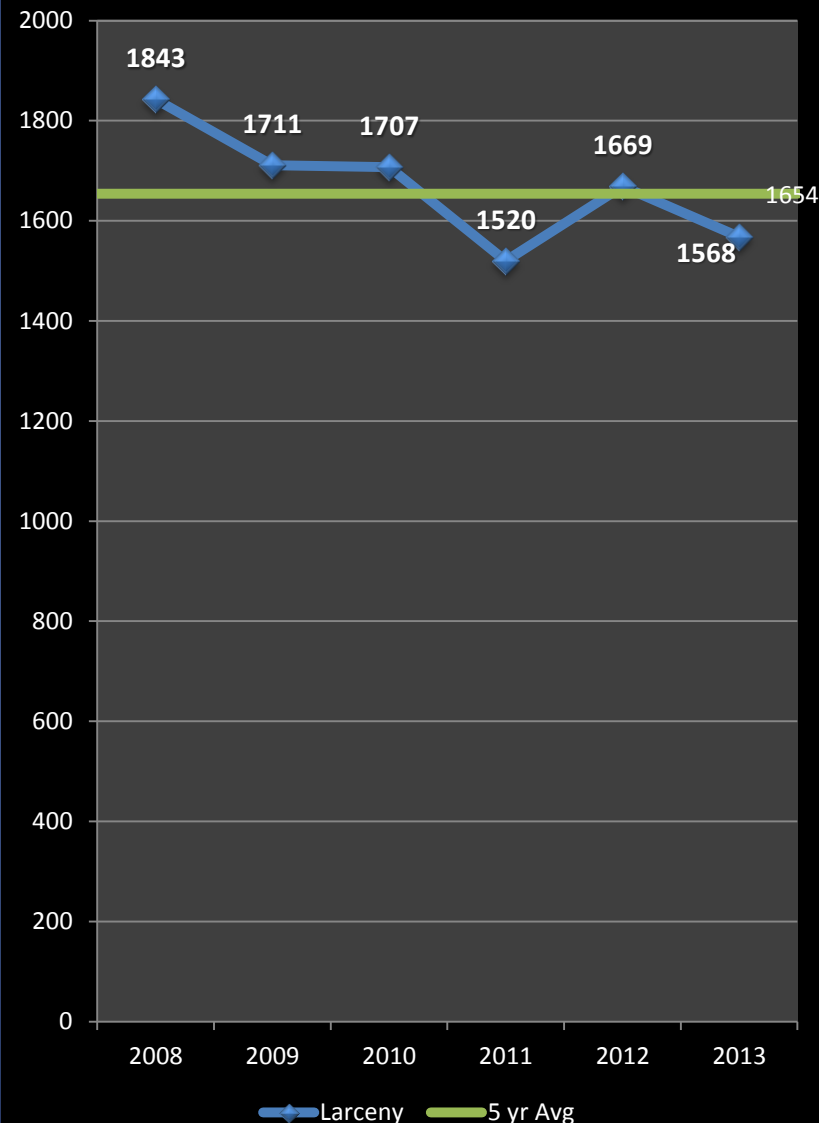
-20%

Previous Year

-6%

5 Year Average

-5%





LARCENY: *from MV*

Emerging Patterns

- For the first eight months of 2013, larcenies from MVs **are down 14%** when compared with the same time frame in 2012, with **61 fewer thefts recorded**. Larcenies from MVs have **fallen 20%** when compared with the five-year average, with **97 fewer incidents than** the projected total of 485 thefts. The large drop in larcenies from MVs citywide can likely be attributed to the arrest of two people committing these crimes in January and the multiple snow storms that buried the area in February and March.
- Larceny from motor vehicles **jumped 27%** from 55 incidents in July to 70 in August.
- Summer Hot Spot clusters that were identified include:
 - Riverside: a series of weekday afternoon breaks east of Harvard Square.
 - Area 4: weekend night breaks on the periphery of Central Square
 - Cambridgeport: weekend night breaks into unlocked vehicles
 - A one-night spree of incidents along Huron and Grove Streets in July.

Percent Change

Last 4 Weeks

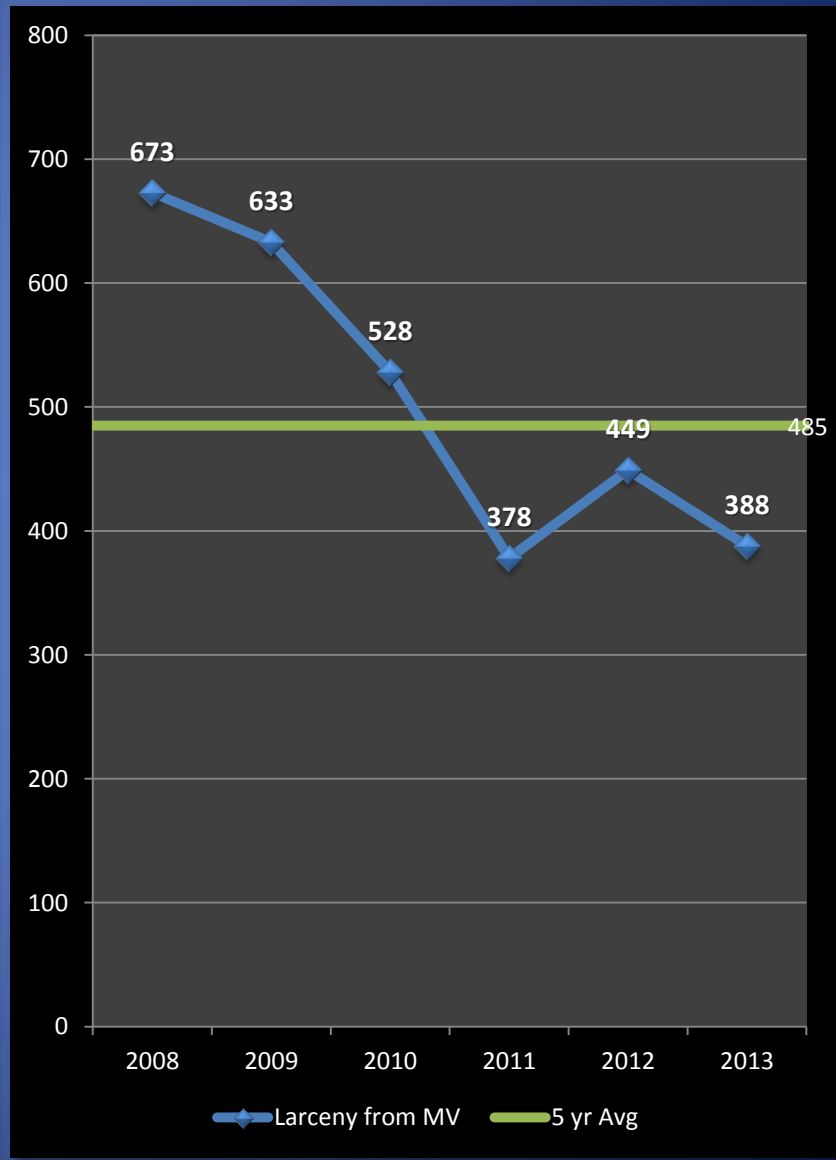
+27%

Previous Year

-14%

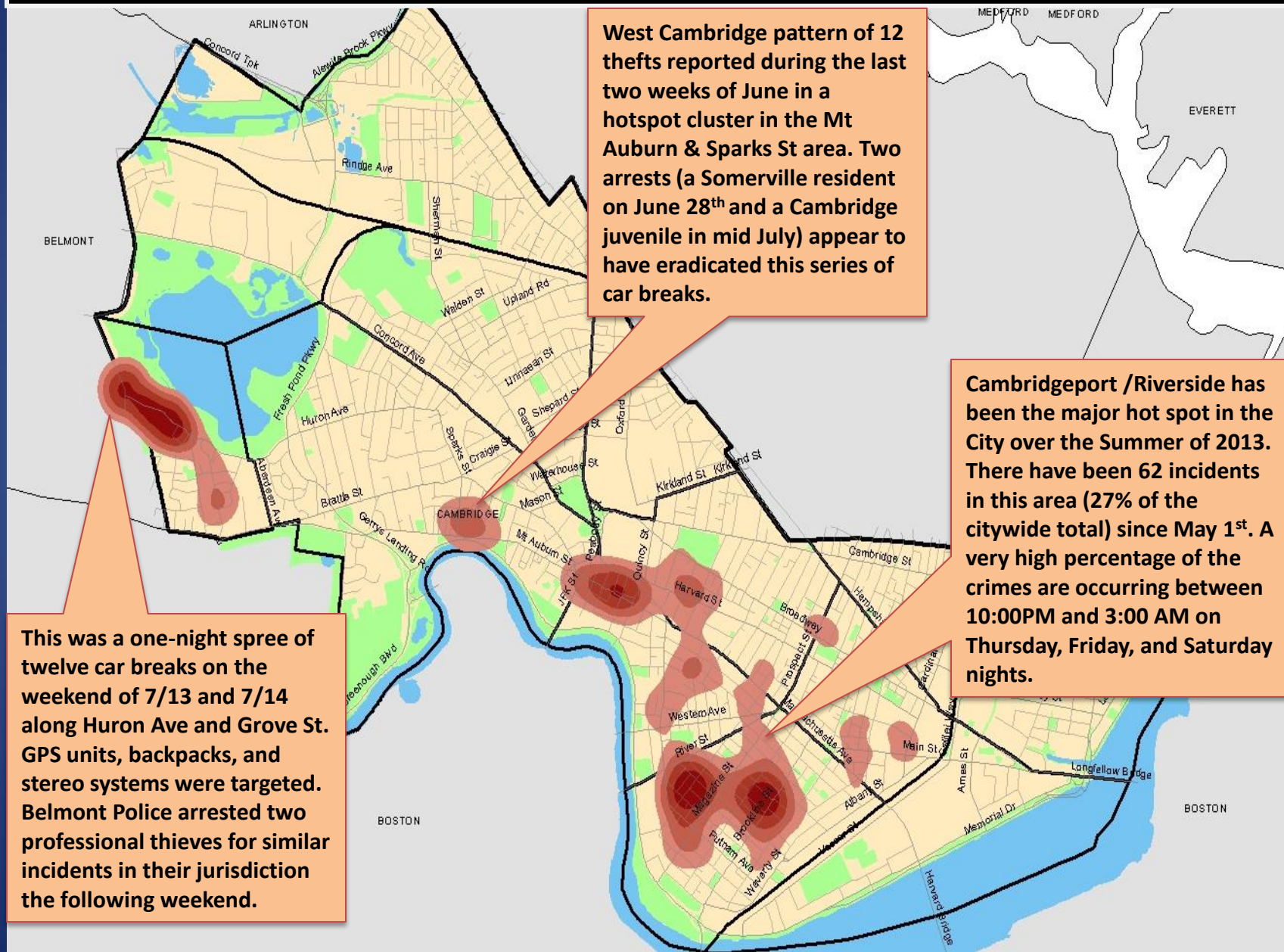
5 Year Average

-20%





LMV Activity: Summer of 2013 – 6/1/13 to 9/2/13





Larceny from Motor Vehicles

What can we do?

Police Response Strategy:

- Cambridge Police are focused on prevention of these crimes by increasing officer visibility in targeted areas.
- Citizens are encouraged to take the proper precautions to protect their vehicles and their belongings by doing everything possible to not make their vehicles easy targets.



Citizen Response Strategy:

- Citizens are asked to take the following precautions to protect themselves, their vehicles, and their belongings from theft:
 - Make sure all of your car doors are locked when you leave your vehicle.
 - Take extra care when out doing your shopping.
 - If you are **approached by a suspicious person** while you are in your vehicle, **sound your horn to attract attention.**
 - **NEVER LEAVE VALUABLES EXPOSED IN YOUR CAR.**
 - If you must leave packages or valuables in your car, **place them in the trunk of under a blanket to conceal them**
 - Visit our website for more tips to keep your vehicles and belongings at www.CambridgePolice.org/SafetyTips



LARCENY: *from Person*

No Patterns

- Larcenies from the person are **down 2%** (five incidents) in 2013 when compared to the first eight months of 2012. However, the total of 243 incidents reported thus far in 2013 is **10% above** the five-year average of 221.
- In the past four weeks, larcenies from the person have **dropped 40%** from 40 incidents in July to 24 in August. Harvard Square usually accounts for a large portion of these incidents at the many bars and restaurants in the Square (known as "dipper" activity). In August, eight dipper thefts were reported in Harvard Sq (up from 4 in June and 5 in July). Three of the thefts occurred at the same business throughout the month, but no temporal patterns emerged. Only three were reported in Central Sq.
- See the map on the next slide for a description of the typical hotspots in Cambridge for 2013.

Percent Change

Last 4 Weeks

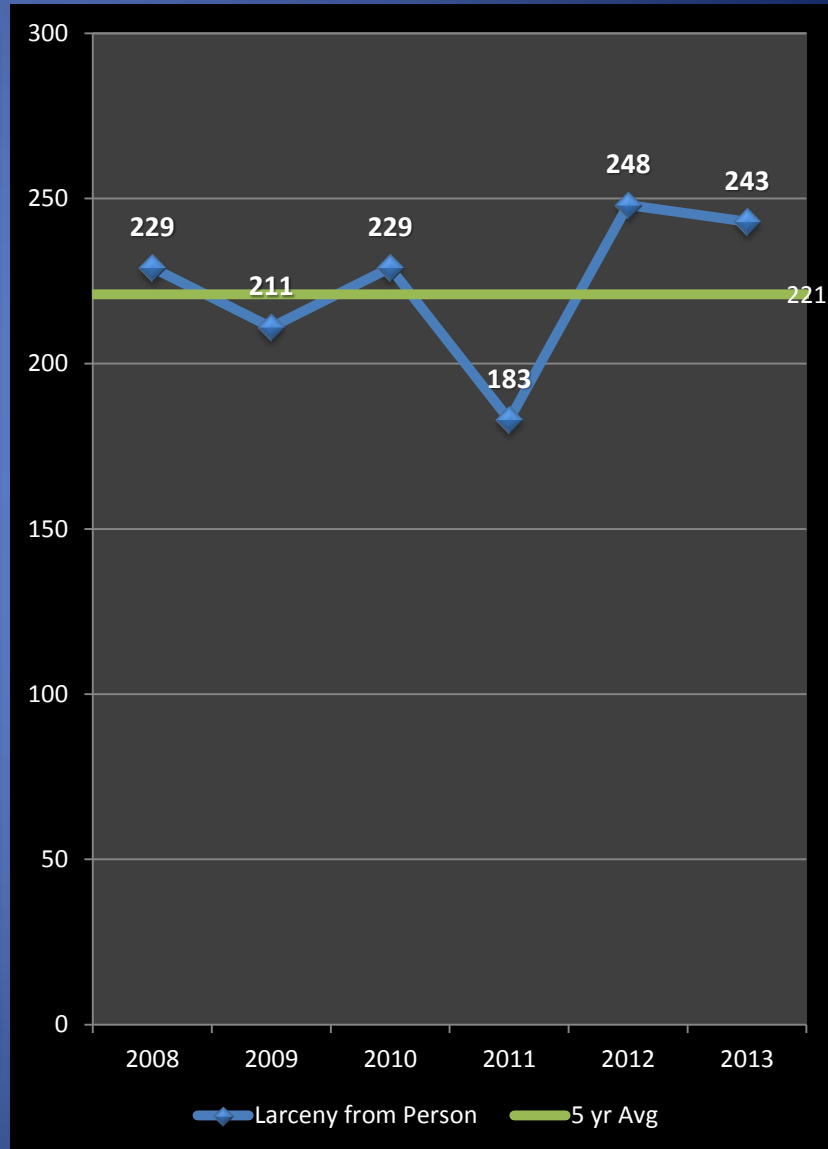
-40%

Previous Year

-2%

5 Year Average

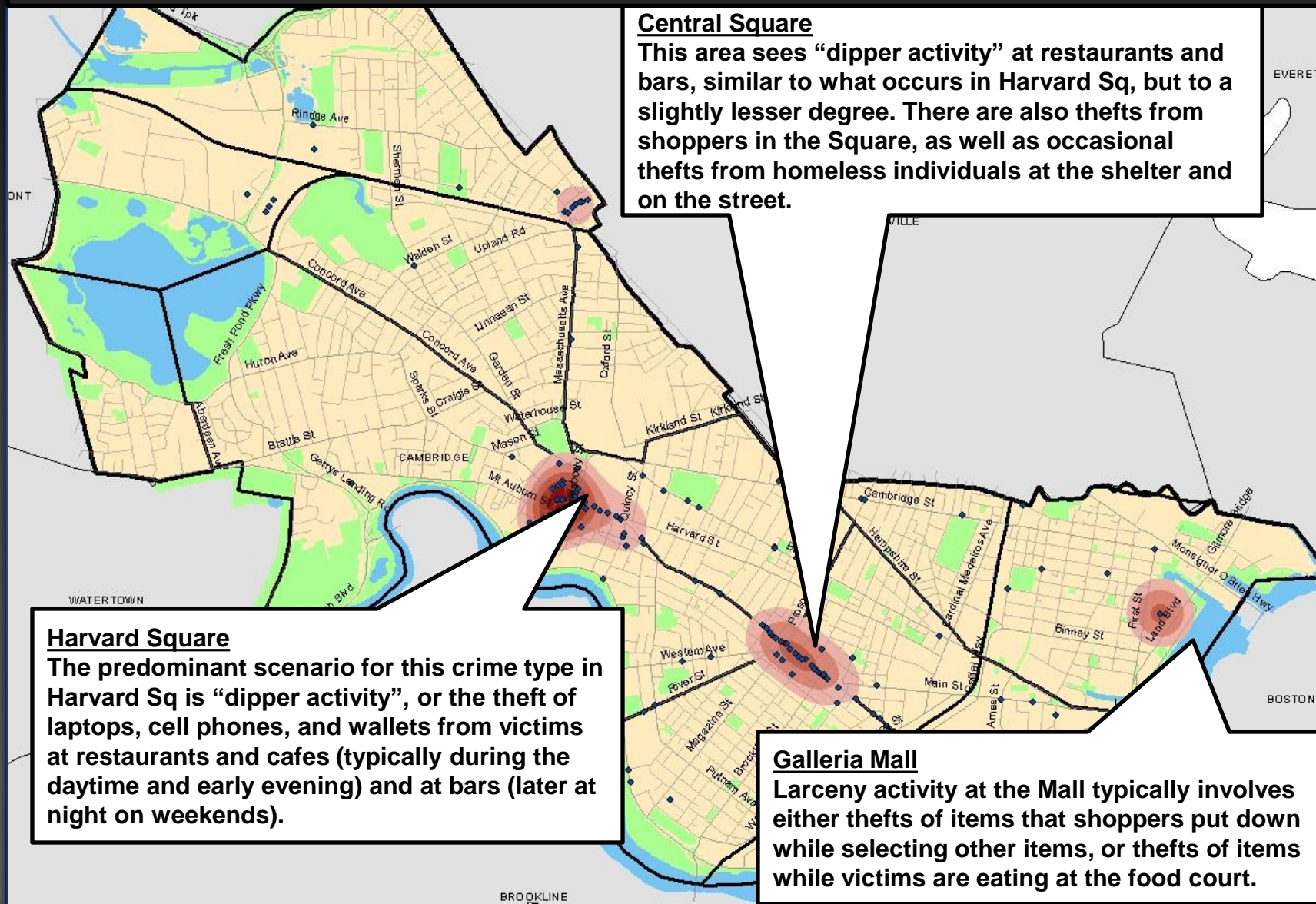
+10%





Larceny from Person Activity - Trends for 2013

There have been 243 larcenies from the person year-to-date citywide in 2013. This is 2% (5 incidents) below the 2012 total at this time and 10% (22 incidents) above the five-year average.



Harvard Square

The predominant scenario for this crime type in Harvard Sq is "dipper activity", or the theft of laptops, cell phones, and wallets from victims at restaurants and cafes (typically during the daytime and early evening) and at bars (later at night on weekends).

Central Square

This area sees "dipper activity" at restaurants and bars, similar to what occurs in Harvard Sq, but to a slightly lesser degree. There are also thefts from shoppers in the Square, as well as occasional thefts from homeless individuals at the shelter and on the street.

Galleria Mall

Larceny activity at the Mall typically involves either thefts of items that shoppers put down while selecting other items, or thefts of items while victims are eating at the food court.



LARCENY: of Bicycle

No Patterns

- In 2013, there have been 264 bike thefts to-date, the same number that was reported during the first eight months of 2012. This number is **5% above** the five-year average of 251 thefts.
- Bike thefts **dropped by 27%** (20 incidents) from July to August. West Cambridge, particularly the Harvard Sq section of the neighborhood, saw the most bike thefts in August with 16, followed by Mid-Cambridge and Riverside, each with 11.
- The majority of thefts this year (**59%**) have involved bikes that were locked but left out in the open (locked to public bike racks or sign poles, for example).
- The highest % of thefts from yards and porches this year have occurred in Mid-Cambridge, North Cambridge, and Area 4.

Breakdown by Neighborhood, year-to-date:

Neighborhood	Total	% Citywide
Mid-Cambridge	40	15 %
Cambridgeport	38	14 %
Riverside	37	14 %
West Cambridge	35	13 %

Percent Change

Last 4 Weeks

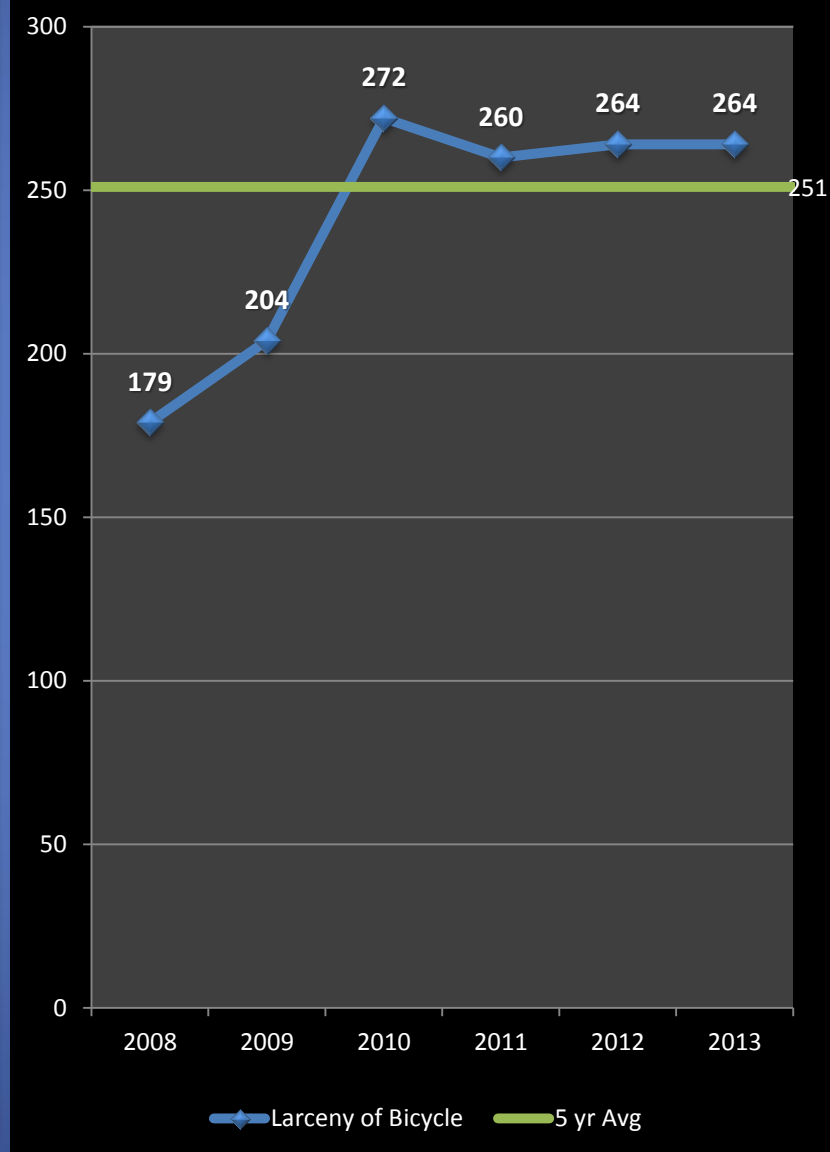
-27%

Previous Year

0%

5 Year Average

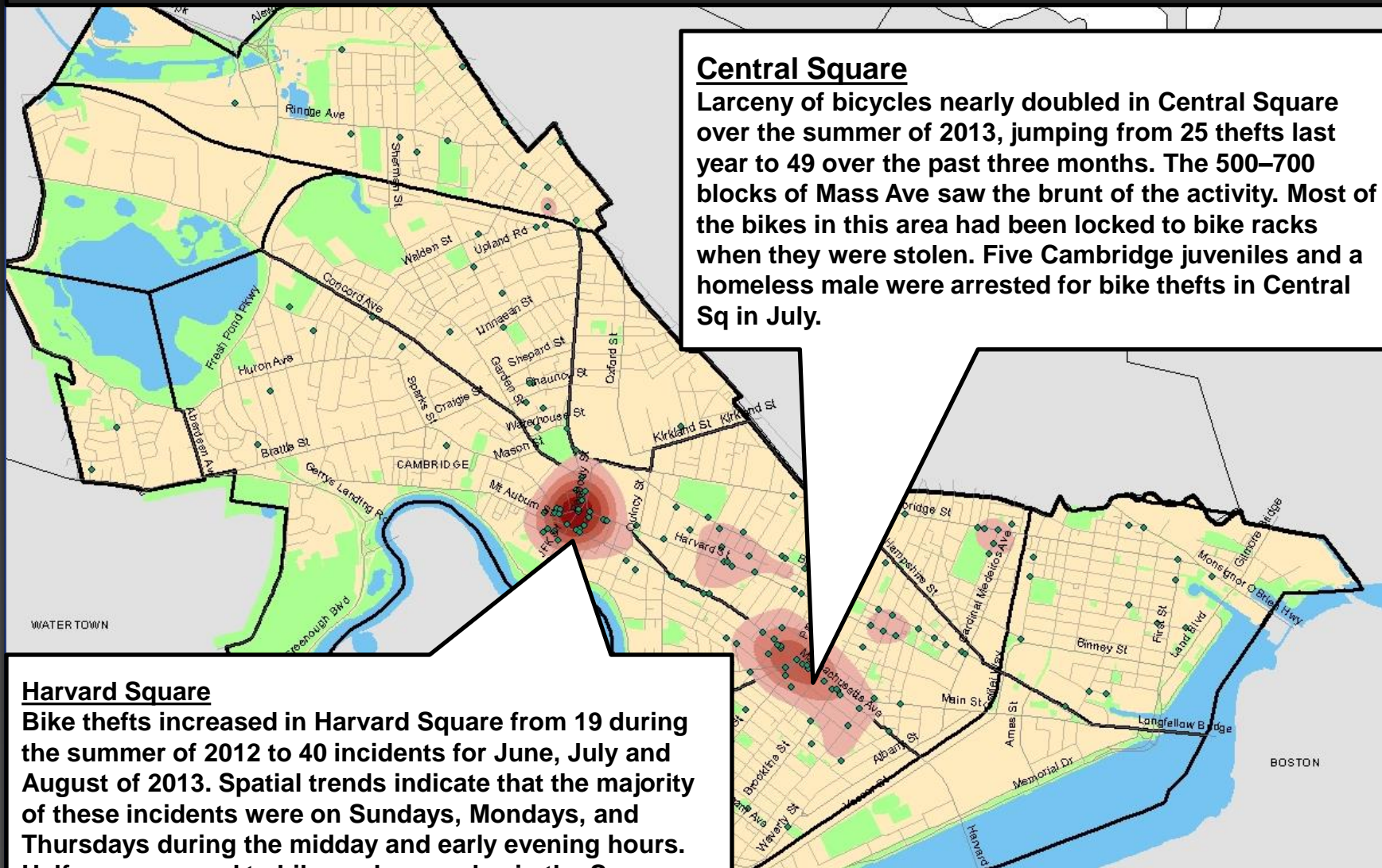
+5%





Bike Theft Activity: Summer of 2013 – 6/1/13 to 9/2/13

There have been 264 bike thefts in the first eight months of 2013, the same number reported during this time frame in 2012 and thirteen incidents above the 5-year average of 251 incidents.





Larceny of Bicycles:

What Can We Do?

Police Response Strategy:

- Bicyclists stopped for infractions will be reminded to use lights when biking at night, wear helmets under the age of 16, and other safety tips to promote safer biking in the city.



Citizen Response Strategy:

- Bicyclist are encouraged to record their bike's serial number as well as take a picture of their bike to provide to police in the event that it is lost or stolen.
- For information on bicycle safety, visit: www.CambridgePolice.org/CommunityResources.
 - Click on the "Bicycle Safety and Registration" link.
- Stores should be vigilant in recording serial numbers and customer information on sales.
- Universities should encourage students to register their bikes and distribute information on the correct locking procedures.



AUTO THEFT

No Patterns

- The projected five-year weighted average for auto thefts for the first eight months of the year is 111 incidents. In 2013, auto thefts continue to register well below this level with only 77 reported year-to-date, translating to a **31% decline**. This number is also 13 thefts below the total reported through the first eight months of 2012, equaling a **14% drop**.
- Only ten vehicles have been reported stolen in the past four weeks, **down 33%** (five incidents) from the previous four-week total. Five of the ten were stolen from Cambridgeport, and four of those five were scooters or mopeds. In fact, six of the ten auto thefts in the past four weeks involved scooters/mopeds.
- Since the beginning of the year, Mid-Cambridge has experienced the most auto thefts citywide with 15 incidents, followed by Cambridgeport with 14 and East Cambridge with 10.
- Year-to-date, **43%** (or 33) of the stolen motor vehicles have been recovered.

Percent Change

Last 4 Weeks

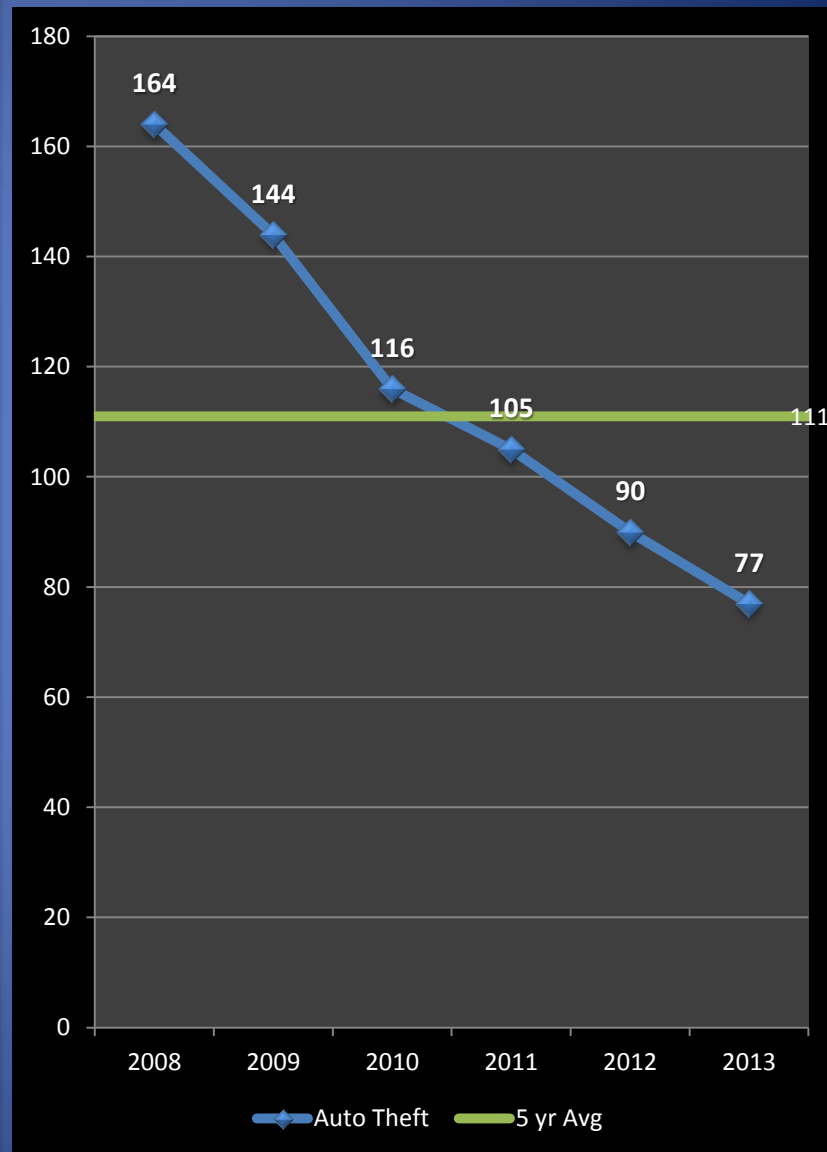
-33%

Previous Year

-14%

5 Year Average

-31%





Suspicious Fires: Cambridge / Somerville

- Over the past several weeks, there have been three trash container fires in East Cambridge. The trash containers were left on the curb, and each incident involved a single container among several that were put out for collection. These fires occurred between **9:00 p.m. and the early morning.**
- **There have also been two house fires in the Peabody neighborhood on Bellevue Ave on 8/23/13 and on Wyman St on 9/4/13. Both of these early morning fires have been categorized as suspicious in nature.**
 - *Cambridge Police and Cambridge Fire are actively investigating these incidents and ask anyone with information to call 617-349-3300 or visit www.CambridgePolice.org/Tips to submit information anonymously via phone, email, or text message.*
- Somerville has also experienced several suspicious fires over the past several weeks that were similar in nature. The majority of these incidents all occurred during the **early morning hours on Thursdays and Fridays.**



Help Prevent Crime

And keep yourself informed!

To receive information from the CPD:

- Sign up with for the **Cambridge Alert Network**, to receive alerts about emerging crime patterns, neighborhood meetings, and crime prevention tips, by visiting www.CambridgeMa.gov/AlertNetwork.
- “Like” the Cambridge Police Department on Facebook at www.facebook.com/CambridgePolice
- Follow [@CambridgePolice](https://twitter.com/CambridgePolice) on Twitter.
- Visit our website at www.CambridgePolice.org for valuable information and reports including the Daily Log and BridgeStat, which is published on the first Friday of every month.
- Download our new “MyPD” smartphone app at www.CambridgePolice.org/MyPD.

To Share Information with the CPD:

- Call our Non-Emergency Telephone Number at **617-349-3300**.
 - Every call for service generates a police response, so help drive our resources by reporting things that seem suspicious or out of the ordinary.
- Send an Anonymous TEXT-A-TIP:
 - Send an ANONYMOUS text message to **Tip411 (847411)**. Begin your message with Tip650 and then type your message. You will receive a response from the Cambridge Police with the option to continue communicating. Please remember that this is not a replacement for 9-1-1. **If you witness an emergency situation, please call 9-1-1 immediately.**
- Send an Anonymous Crime Tip E-Mail at www.CambridgePolice.org/Tips



Questions?

- The complete 2012 Cambridge Police Annual Crime Report is available on our website at www.CambridgePolice.org.
- We welcome all questions, comments, and suggestions.
- Please direct your feedback to: BridgeStat@CambridgePolice.org.
- To review previous editions of BridgeStat, visit our website at www.CambridgePolice.org/BridgeStat.