



Cambridge Police Department BridgeStat

April 2012

Produced by the Crime Analysis Unit

****BridgeStat was recognized by the International Association of Crime Analysts in the Statistical Bulletin Category at 2011 IACA Training Conference.***



Part I Property Crime

Cambridge Police BridgeStat

	4 Week Snapshot				Year to Date				Five Year	
	3/6 - 4/2	4/3 - 4/30	Change		2011	2012	Change		Avg	Change
Burglary	43	37	-14%		143	168	17%		139	21%
Commercial Break	4	4	0%		29	19	-34%		26	-27%
Housebreak	39	33	-15%		114	149	31%		113	32%
Larceny	185	151	-18%		587	756	29%		694	9%
Larceny (Misc)	1	3	200%		15	10	-33%		9	11%
Larceny from Building	39	23	-41%		137	136	-1%		128	6%
Larceny from MV	59	26	-56%		143	206	44%		229	-10%
Larceny from Person	25	24	-4%		76	119	57%		96	24%
Larceny from Residence	15	23	53%		63	91	44%		56	63%
Larceny of Bicycle	13	28	115%		25	66	164%		31	113%
Larceny of Plate	1	2	100%		16	8	-50%		15	-47%
Larceny of Services	0	2	IN-CALC		5	4	-20%		7	-43%
Shoplifting	32	20	-38%		107	116	8%		123	-6%
Auto Theft	14	9	-36%		34	41	21%		47	-13%
Total Property Crime	242	197	-19%		764	965	26%		880	10%

April
2012



Part I Violent Crime

	<u>4 Week Snapshot</u>				<u>Year to Date</u>				<u>Five Year</u>	
	3/6 - 4/2	4/3 - 4/30	Change		2011	2012	Change		Avg	Change
Homicide	0	0	IN-CALC		1	0	IN-CALC		1	-100%
Rape	2	3	50%		10	10	0%		10	0%
Robbery	11	11	0%		35	39	11%		41	-5%
Commercial Robbery	1	2	100%		4	6	50%		7	-14%
Street Robbery	10	9	-10%		31	33	6%		35	-6%
Aggravated Assault	27	20	-26%		71	87	23%		74	18%
Total Violent Crime	40	34	-15%		117	136	16%		126	8%



Part I Total Crime

	<u>4 Week Snapshot</u>				<u>Year to Date</u>				<u>Five Year</u>	
	3/6 - 4/2	4/3 - 4/30	Change		2011	2012	Change		Avg	Change
Total Violent Crime	40	34	-15%		117	136	16%		126	8%
Total Property Crime	242	197	-19%		764	965	26%		880	10%
Total Part I Crime	282	231	-18%		881	1101	25%		1006	9%



Crime in Cambridge: 1/1/12 to 4/30/12

- **Serious crime rose 25%** in Cambridge when compared with the first four months of 2011 and registered a **9% hike** when measured against the 5-year weighted average for this time frame. A major percentage of this surge can be attributed to the overall increase in larceny (**29%**), with 169 additional thefts reported when compared with the first 121 days of 2011. A detailed analysis of all statistics indicates that there were **201 additional property crimes recorded in the first 4 months** of 2012 to post a **26% incline** when compared with January 1st to April 30th of 2011.
- Larceny from MVs are fueling the increase in the property crime total. **This property crime has risen 44% (63 additional incidents) above the 2011 total.** A better barometer of this index crime's rate is the 10% decline (23 fewer thefts) below the 5-year weighted average for breaks into cars. A high percentage of the thefts from vehicles occurred during the unseasonably mild January and February of this year, and when measured against the brutal winter of 2011, a statistical aberration was the result.
- **There was an escalation of Violent crimes of 16% (19 additional incidents) when compared to the first 4 months of last year and an uptrend of 8% when placed against** the 5-year weighted average. A series of street robberies of college age males and females walking alone late at night has triggered the release of two community alerts since March 27th. The robbers have been unarmed but on occasion have been violent with the cell phones of the victims the primary target.



MURDER

No Patterns

- **No murders have been recorded in Cambridge during the first four months of 2012.**
- **Mass Appeals Court Upholds Negligence award in Colono / Pring – Wilson Case**
 - ❑ On March 13th, 2012, the Massachusetts Appeals Court upheld a negligence finding in a civil suit against Alexander Pring-Wilson, the Harvard grad student who fatally stabbed a Cambridge man in a fight on a Cambridge street in April 2003. The judge ordered Pring-Wilson to pay \$10,000 to the estate of Michael Colono and \$250,000 for the benefit of Colono's daughter for his wrongful death. Pring-Wilson was charged with murder in 2003. In 2004, a jury convicted him of manslaughter and sentenced him to 6 to 8 years in state prison. The Supreme Judicial Court ordered a new trial, ruling in 2005 that jurors should be told in self-defense cases whether the victim has a violent history.
- 27 of the 33 murders in Cambridge since 1995 have been cleared by arrest or by the suicide of the perpetrator, which translates to an 82% clearance rate over that 17-year period.
- *The next 2 slides constitute a compilation of those 6 unsolved murder cases.*

Change*

Last 4 Weeks

***IN -CAL**

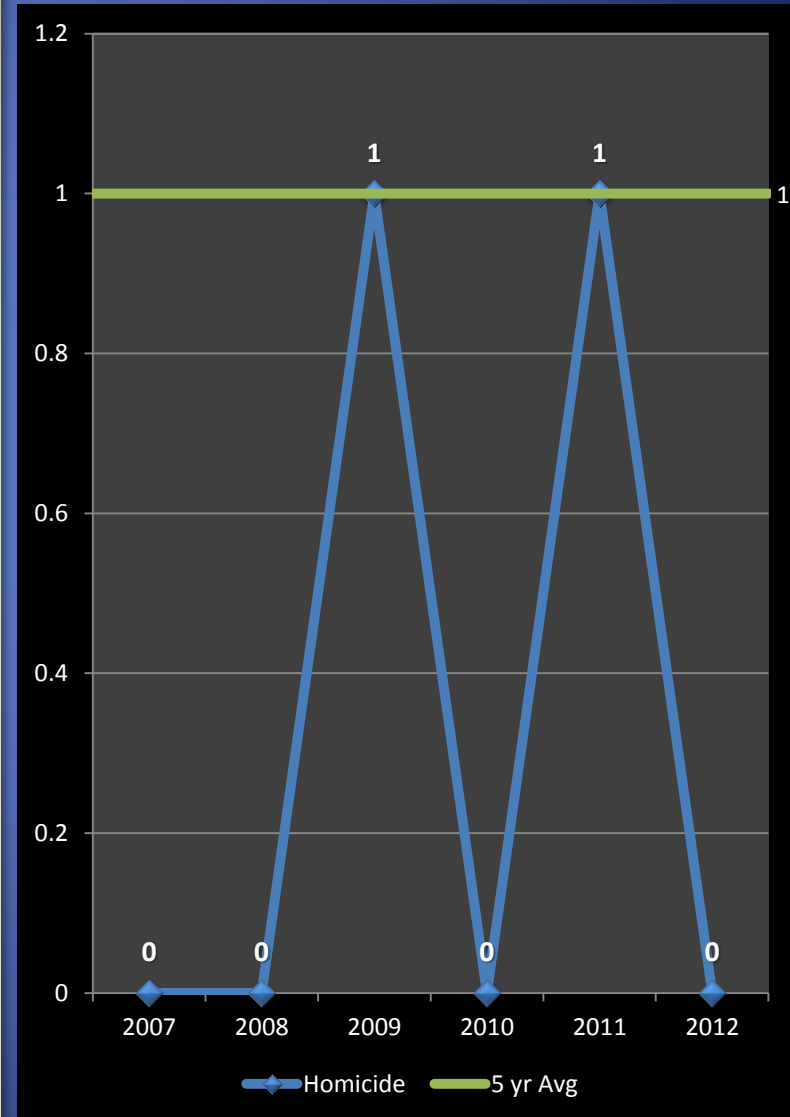
Previous Year

***IN -CAL**

5 Year Average

***IN -CAL**

*IN -CAL: Percentages are not calculated for numbers so small as to present a statistically misleading percentage.





Unsolved Murders: 1995 to 2011



August 19, 1995, Prospect St

Lilia Fagundes, 43, of Medford was shot and killed during an armed robbery in her family owned Azores Market at 3:30 PM on August 9th, 1995. The suspect was a juvenile. Despite a number of possible leads throughout the years, this case remains open.

Colin Burton, 30, of Dorchester, was shot and killed outside of Hi - Fi Pizza on Mass Ave in Central Square on Sept. 18, 1999. Burton was talking with the occupants of a Ford Explorer when the subject in the passenger seat fired through the window. Two suspects fled the scene. The case remains under active investigation.



September 18, 1999, Mass Ave



April 5, 2002, Mass Ave

Ian Gray, 19, of Mattapan, was in an argument outside of the Rhythm & Spice restaurant that spilled out onto Mass Ave on April 5th, 2002. A suspect that had left the scene returned with a group of people and a fight ensued. A knife was produced during the altercation and four gunshots were fired, fatally wounding Gray. Cambridge Police investigators are still working this case.

Anyone with information about these crimes is asked to contact CPD at 617-349-3370.



Unsolved Murders: 1995 to 2011



June 17, 2002, Windsor St.

On June 17th, 2002 at 7:00PM, **Ricardo Williams**, 27, of Malden, was found in the driver's seat of a motor vehicle suffering from a gunshot wound to his face. Williams was taken to CCH where he was pronounced dead. This case remains open.

Jason Ellcock, 33, of Malden, formerly of Cambridge and father of three, was found with multiple gunshot wounds in front of the driveway to 364 Rindge Ave at 3:05 AM on the night of June 16th, 2009. He was pronounced dead at the scene. This incident remains under investigation.



June 16, 2009, Rindge Ave



March 12, 2011, Brookline St.

James Lauture, 30, of Cambridge, was sitting in a vehicle near Brookline and Watson Streets just after midnight on Saturday, March 12th, 2011, when an unknown gunman opened fire. The occupants in the car were able to drive to Central Square. Lauture died from multiple gunshot wounds. The other man in the vehicle who was shot survived. This case remains open.

Anyone with information about these crimes is asked to contact CPD at 617-349-3370.



RAPE

No Patterns

- Over the first 16 weeks of 2012, there were 10 rapes reported in Cambridge, the same exact total as the first four months of 2011. All of these crimes were classified as non-stranger incidents. Two of the rapes were categorized as domestic in nature, the other eight were designated as acquaintance scenarios.
- Update on stranger-to-stranger rape arrests in Cambridge in 2011:**
 - There were 2 stranger-to-stranger rapes in Cambridge in 2011. Both incidents were females followed and blitzed in high pedestrian activity areas late at night with the subsequent arrest of the rapist.
- Case Status for the two stranger-to-stranger rapes in 2011:**
 - Timothy Gayhart was arrested on the morning of July 18th and charged with Assault with intent to rape and robbery of a Harvard student on JFK Street. On March 7th of 2012, Gayhart pled guilty to these charges and was sentenced to 4 to 6 years in state prison.
 - On March 13th, 2012, a security guard from Hyde Park was indicted by a Middlesex Grand Jury for an assault with intent to rape for an alleged sexual assault the was captured by a surveillance camera on November 11th, 2011 in Canal Park.

Percent Change

Last 4 Weeks

***IN -CAL**

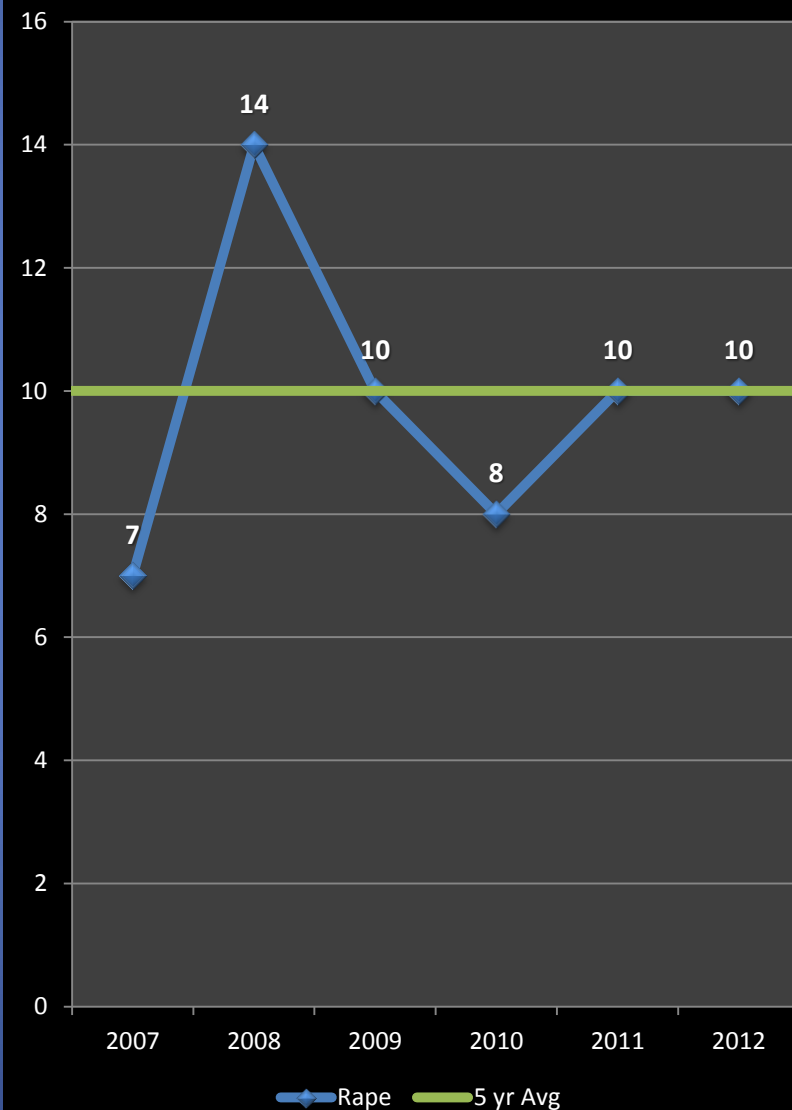
Previous Year

**No
Change**

5 Year Average

**No
Change**

*IN -CAL: Percentages are not calculated for numbers so small as to present a statistically misleading percentage.





AGGRAVATED ASSAULT

No Patterns

Percent Change

Last 4 Weeks

-26%

Previous Year

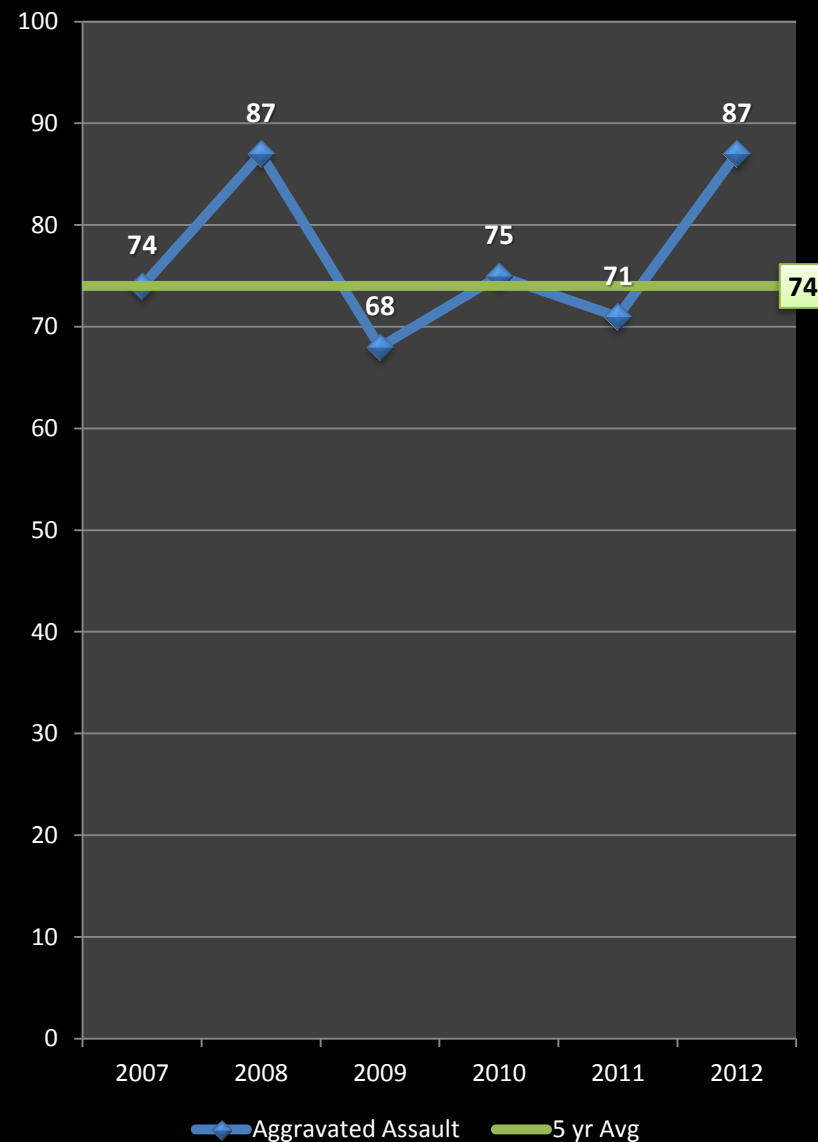
+23%

5 Year Average

+18%

- When measuring this violent index crime against the 5-year average for the first 4 months of this year, there has been an **increase of 18%**, with 13 additional incidents above the projected average of 74 assaults.
- When compared to the time period between 1/1/11 to 4/30/11, aggravated assaults **have** increased 23%, with 16 more incidents reported in 2012. Over the past 4 weeks, there was an decrease of 26% (7 assaults) when measured against March of this year.
- Breakdown of Assault Classification in 1st Qtr 2012:**

Type	Number	% of Total
Domestic	30	34%
Traffic / Parking	14	16%
Acquaintance	12	14%
Juvenile	8	9%
Bar /Alcohol	6	7%
Unprovoked	6	7%
Workplace	6	7%





ROBBERY

No Patterns

- The 5-year average for overall robbery in Cambridge for the first 4 months of the year is 41 incidents. From January 1st to the 30th of April, 39 robberies were reported to record a 5% decrease below the projected total. There has been an increase of 11% for Robbery when compared with the first four months of 2011, with four additional incidents, two street crimes and two commercial classifications.
- There were only six commercial robberies in Cambridge during the first four months of 2012. Three banks were robbed and arrests were subsequently made in two of the crimes. Two of the commercial robberies were related to shoplifters who used force to remove property from a store and threatened a clerk. The first drug store robbery with a handgun in Cambridge since 2005 occurred on 4/26/12 and is possibly related to a pattern of similar incidents in Boston.
- The first robbery alert of 2012 was issued on March 27th, 2012 after two women were robbed the prior weekend. Both of the women were walking alone late at night wearing headphones when they were assaulted and robbed of their iPhones. Similar victimology and targeting of smart phones has been observed on a regional basis near MBTA bus and subway stops. Another robbery alert was distributed on May 1st relative to a robbery on Day Street on April 26th. A complete review of these incidents along with crime preventative precautions can be found on the next two slides.

Percent Change

Last 4 Weeks

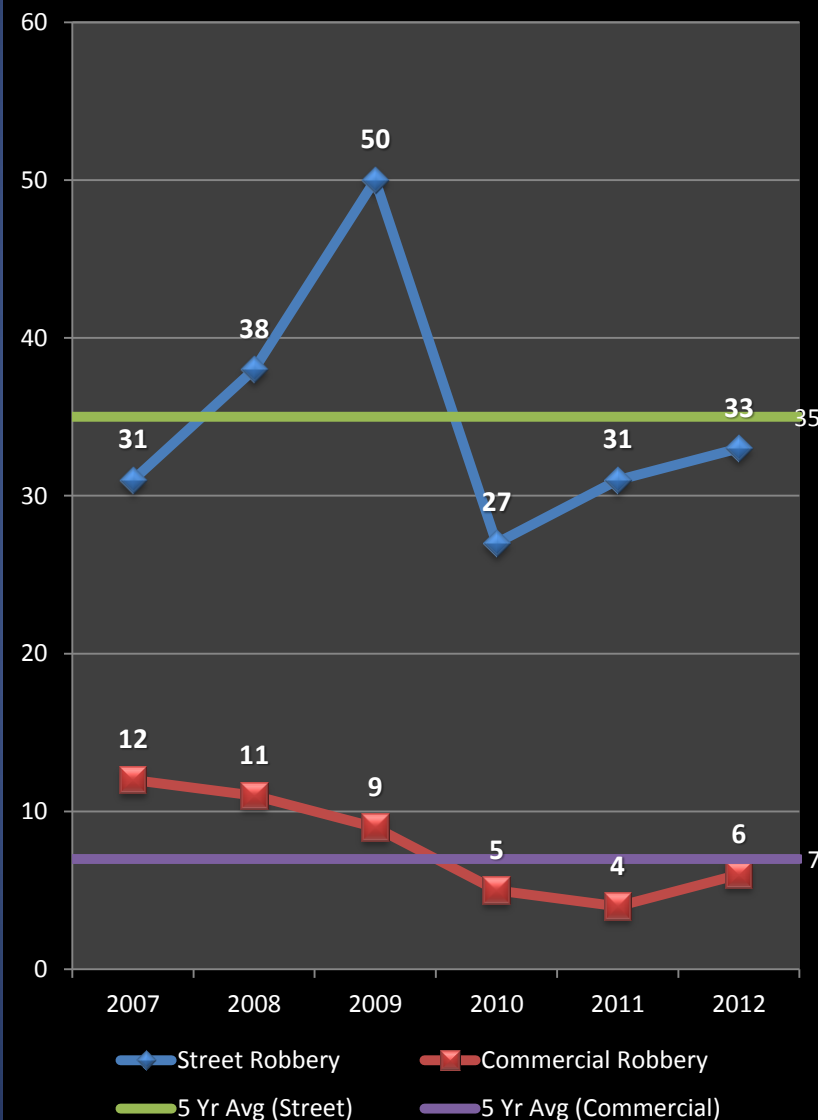
**No
Change**

Previous Year

+11%

5 Year Average

-5%





Series of Late Night Street Robberies in 2012

Cambridge Police BridgeStat

April
2012

4/26, 11:15 PM, Day St.
Suspect tackled female and knocked her phone out of her hand. Suspect stood up, grabbed phone, and fled from area.

Citizen Alert Issued

3/25 1:30–2:00 AM, Kirkland St.
Female was wearing headphones and walking alone when she was knocked unconscious. When she woke her purse was missing.

5/1, 11:00, Line St. & Magnolia Ave.
Suspect approached a male from behind and asked for a dollar. Victim replied no and suspect brandished a hunting knife and removed cash.


4/21, 12:26 AM, Broadway
Suspect asked female a question, then struck victim in head and knocked her down stairs. Suspect picked up her phone, but victim retrieved it. Suspect then struck her multiple times, removed the cell phone and fled.

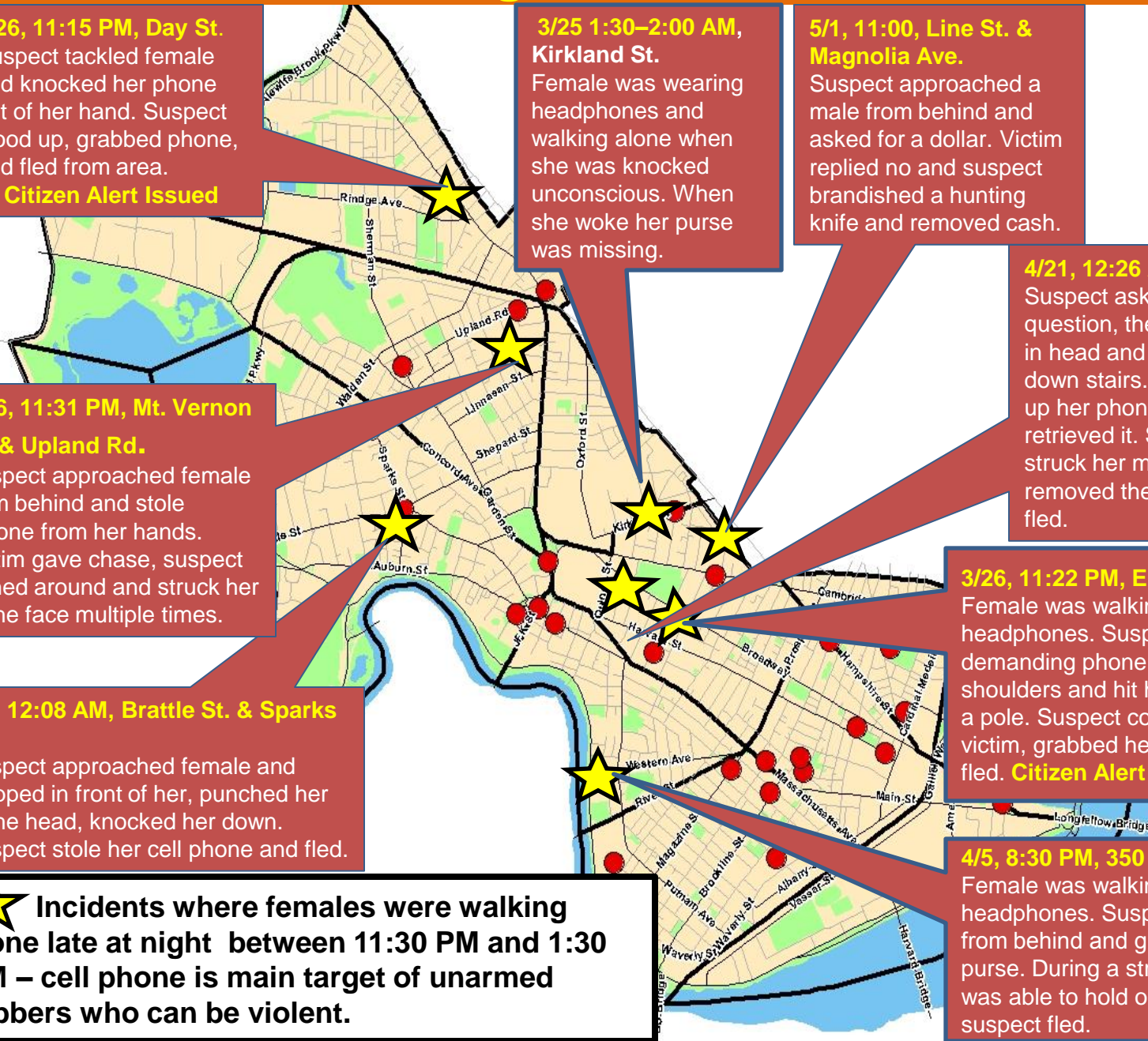
3/16, 11:31 PM, Mt. Vernon St. & Upland Rd.
Suspect approached female from behind and stole iPhone from her hands. Victim gave chase, suspect turned around and struck her in the face multiple times.

3/8, 12:08 AM, Brattle St. & Sparks St.
Suspect approached female and stopped in front of her, punched her in the head, knocked her down. Suspect stole her cell phone and fled.

3/26, 11:22 PM, Ellery St.
Female was walking listening to headphones. Suspect approached demanding phone, grabbed her shoulders and hit her head against a pole. Suspect continued to hit victim, grabbed her phone and fled. **Citizen Alert Issued**

4/5, 8:30 PM, 350 Western Ave
Female was walking listening to headphones. Suspect approached from behind and grabbed victim's purse. During a struggle, victim was able to hold on to purse and suspect fled.

 **Incidents where females were walking alone late at night between 11:30 PM and 1:30 AM – cell phone is main target of unarmed robbers who can be violent.**





Street Robberies

What can we do?

Police Response Strategy:

- Cambridge Police have shared information about the street robbery pattern with the community:
 - Citizen Alerts were sent out to residents and one of the recent incidents was featured on a local television news station.
- Extra patrols have been deployed to current hot-spot areas to help prevent any increase in activity.
- Plainclothes/undercover officers have been in the area as well.
- CPD is sharing information and partnering with other agencies to address this regional pattern.

Citizen Response Strategy:

- In order to help protect residents from becoming a victim of street robberies, Cambridge Police would like to remind students and citizens to take the following precautions when walking at night:
 - **Be aware of your surroundings at all times and trust your instincts.**
 - **Always walk with a friend or in a group when possible.**
 - **Do not wear earbuds**, headphones, or listen to music while walking alone.
 - If you feel you are being followed, show you are suspicious – Turn to look at the person. This sends a clear message that you will not be taken by surprise.
 - If approached, **DO NOT RESIST**, especially if you know or believe the robber to be armed. The best course of action is to hand over money and whatever other belongings are demanded as quickly as possible and try to disengage from this confrontational and potentially dangerous situation as soon as possible. **Remember, things can always be replaced.**
- For more safety tips, visit http://www.cambridgema.gov/CityOfCambridge_Content/documents/street%20saftety.pdf



BURGLARY

Emerging Patterns

- Total burglary, the combination of residential and commercial burglary, is up 21% when compared to the 5-year average, with 29 additional **incidents above** the projected total of 139 crimes, and up 17 % when compared with last year's total for the first four months of the year, with 25 additional burglaries recorded. When comparing this property crime with the prior month of March, a 14% decline has been registered (6 fewer burglaries).
- Commercial burglary has slipped 34% when compared with the first four months of the year and is down 27% when measured against the 5-year average. There have been 19 commercial breaks in Cambridge between 1/1/12 to 4/30/12. These incidents have been scattered throughout the City and no discernible spatial or temporal pattern has been identified.
- Housebreaks have increased by 31% when compared to the first four months of 2011 and are 32% above the 5-year average. The majority of this increase can be attributed to the patterns & series of breaks covered in the next slide.

Percent Change

Last 4 Weeks

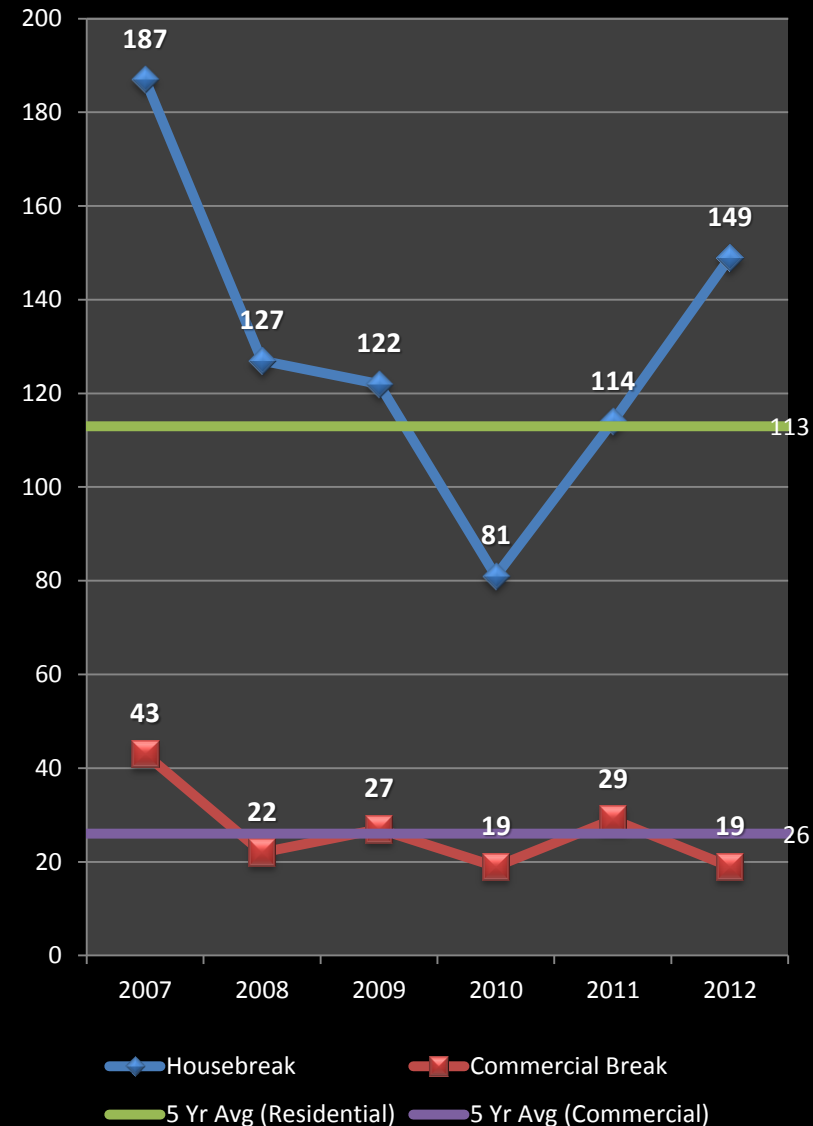
-14%

Previous Year

+17%

5 Year Average

+21%





Housebreaks in Cambridge: First 4 Months of 2012

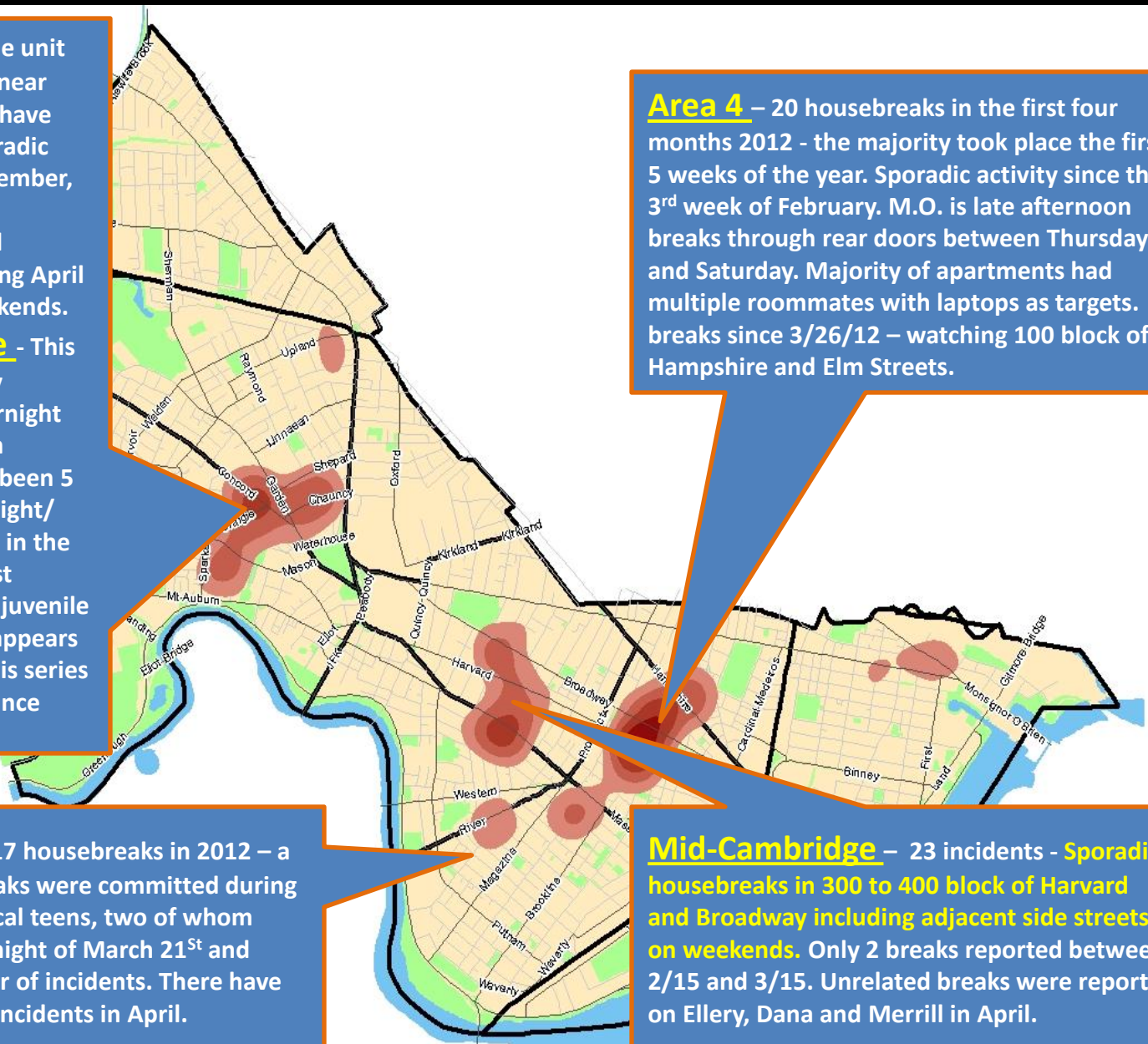
Peabody – multiple unit apartment buildings near Cambridge Common have been involved in sporadic series since mid-December, mainly on Friday and Saturday nights – still sporadic activity during April – monitoring on weekends.

West Cambridge - This pattern was probably initiated with an overnight break on Highland on 2/24/12. There have been 5 other Saturday overnight/early morning breaks in the Sparks St area of West Cambridge. Arrest of juvenile crew in late March appears to have eradicated this series – only one incident since 4/3/12.

Cambridgeport -17 housebreaks in 2012 – a majority off these breaks were committed during a 1-night spree of 3 local teens, two of whom were arrested on the night of March 21st and charged with a number of incidents. There have been three unrelated incidents in April.

Area 4 – 20 housebreaks in the first four months 2012 - the majority took place the first 5 weeks of the year. Sporadic activity since the 3rd week of February. M.O. is late afternoon breaks through rear doors between Thursday and Saturday. Majority of apartments had multiple roommates with laptops as targets. 3 breaks since 3/26/12 – watching 100 block of Hampshire and Elm Streets.

Mid-Cambridge – 23 incidents - Sporadic housebreaks in 300 to 400 block of Harvard and Broadway including adjacent side streets on weekends. Only 2 breaks reported between 2/15 and 3/15. Unrelated breaks were reported on Ellery, Dana and Merrill in April.





Housebreaks

What can we do?

Police Response Strategy:

- Cambridge Police have deployed extra patrols to the affected areas in order to combat the recent increase in housebreaks.
- CPD is also utilizing plainclothes officers and detectives in the affected areas.
- Citizen Alerts sent to the West Cambridge neighborhood on 3/13 and 4/6.
- Several arrests have been made.



Citizen Response Strategy:

- Citizens are asked to take the following precautions to protect themselves, their homes, and their belongings from burglaries:
 - Try “**casing**” your own home.
 - **ALWAYS lock your doors and windows.** Many housebreaks have occurred through open windows or unlocked doors.
 - **Leave a light on** when you leave.
 - Install motion sensor lights.
 - **NEVER** prop open the door or let someone in behind you.
 - **Be vigilant.** If you suspect suspicious activity, please report it to the police immediately by calling **617-349-3300**.
 - **Document serial numbers** of all electronics and take pictures of all valuables.
 - **Request a Residential Security Survey** from the Cambridge Police Department. For more info, please call **617-349-3236**.
- For more info on how to protect yourself from housebreaks, visit www.CambridgePolice.org/SafetyTips.



LARCENY

Emerging Patterns

- Overall, larceny in the first four months of 2012 rose a substantial 29% when compared with the same time frame in 2011. When measured against the 5-year weighted average for this time frame, a 9% increase has been registered. Although this increase has dropped somewhat since the increase reported in the March BridgeStat, the difference is still notable and continues to be mostly due to the drastically different weather conditions from last winter to this year. Looking at comparisons within the current year, larceny activity actually dropped 18% during the most recent four weeks when compared with the previous four weeks.
- Despite major increases in most of the main larceny types when compared against 2011, only partial trends and hotspots—not solid patterns—have been identified. These trends/hotspots can be found in thefts of bicycles and in dipper activity in the Squares.
- Thefts from motor vehicles continue to be well above the 2011 level, but they dropped by over 50% in the most recent four weeks.

Percent Change

Last 4 Weeks

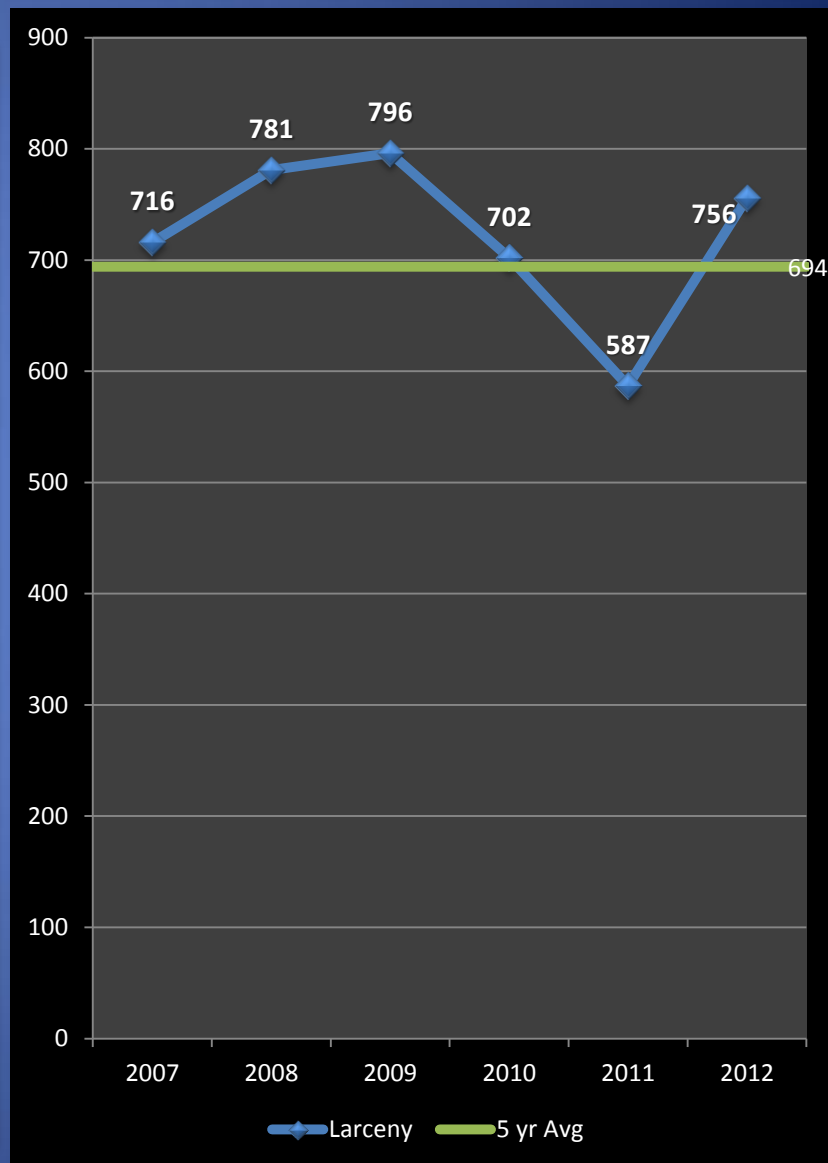
-18%

Previous Year

+29%

5 Year Average

+9%





LARCENY: *from MV*

Cooling Patterns

- Larcenies from Motor Vehicles are **down 10%** when compared with the 5-year average, with **23 incidents below** the norm for the first four months of the year. When measured against the previous four weeks, thefts from MVs dropped 56% with much of the decrease linked to end of the North Cambridge / Peabody pattern.
- The current explosion of a **44% increase**, when compared to the first four months of last year can be attributed to the snow packed streets of last winter.

Neighborhood	Number	% of Total
North Cambridge	43	21%
Area 4	30	16%
West Cambridge	29	16%
Peabody	27	13%
Cambridgeport	24	12%

Percent Change

Last 4 Weeks

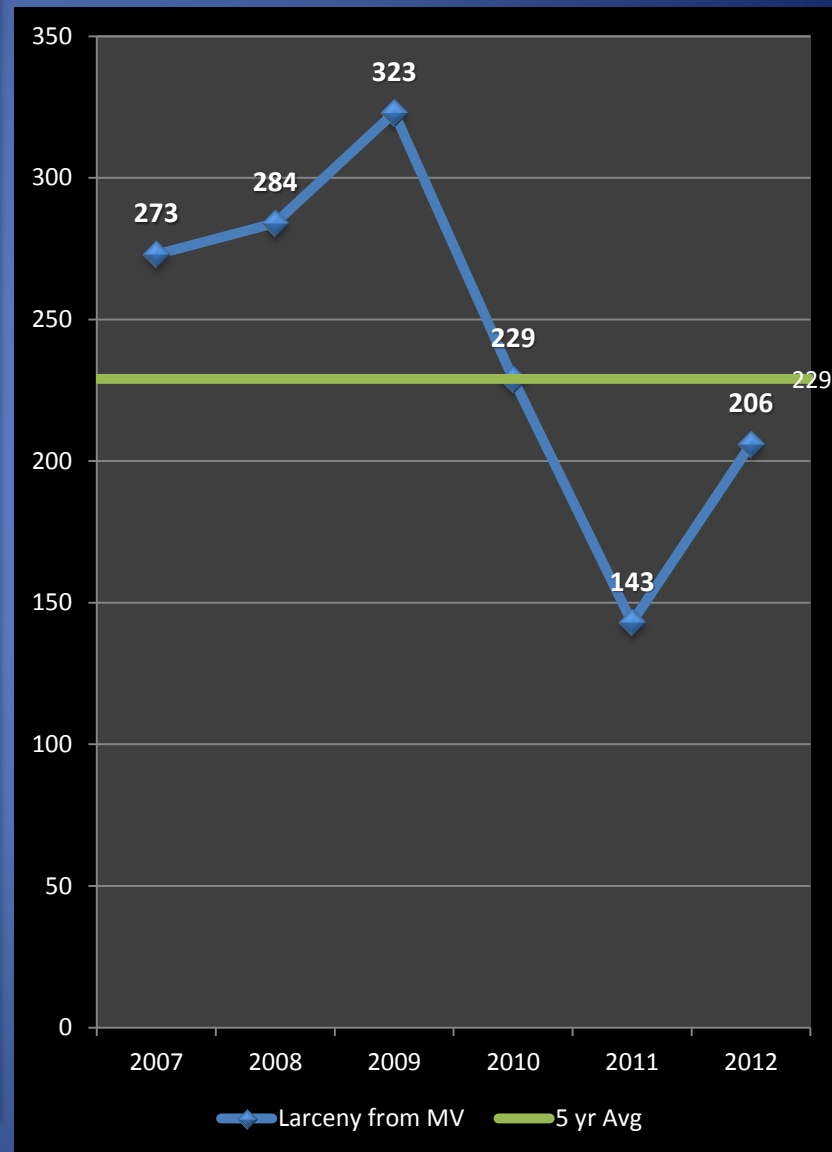
-56%

Previous Year

+44%

5 Year Average

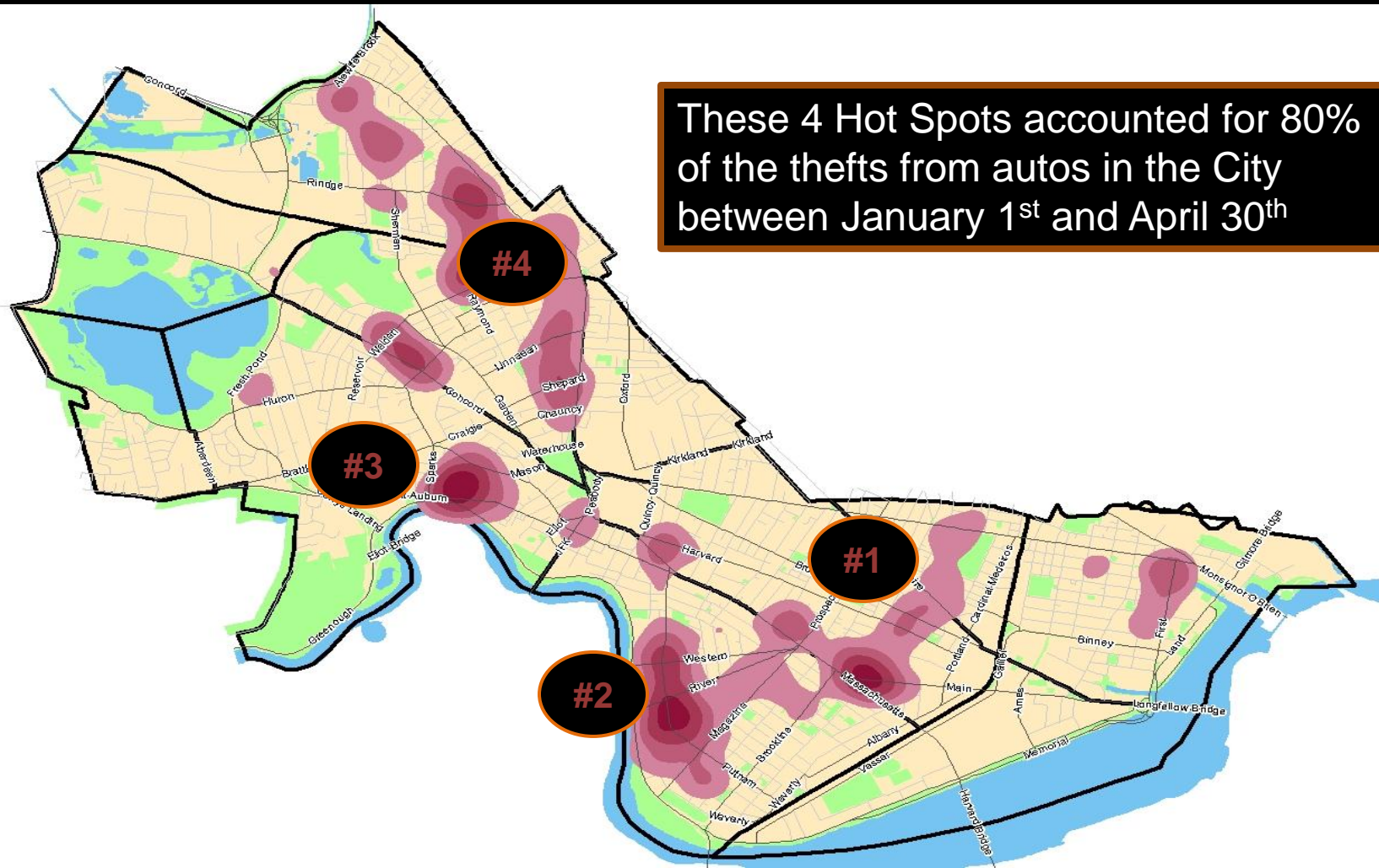
-10%





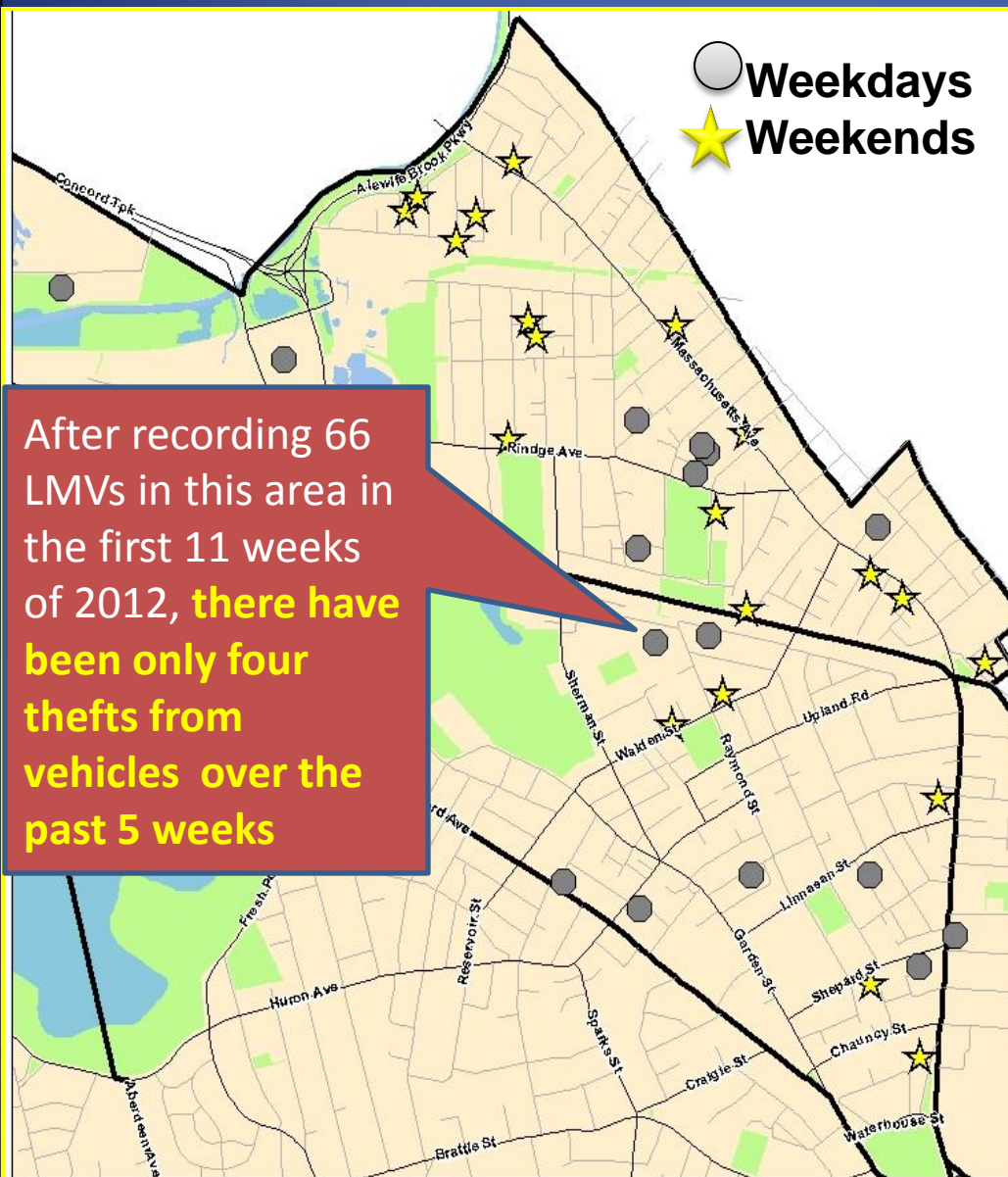
Review of Larceny from Motor Vehicles: 1/1/12 to 4/30/12

- # 1 Area 4 / Inman – 30 thefts – has cooled considerably with only seven incidents over the past six weeks. The majority of activity was in January just north of Central Square along Main Street
- # 2 Cambridgeport / Riverside – 36 thefts – concentrated activity in lower Cambridgeport during April below Allston Street on weekend nights
- # 3 West Cambridge – 29 thefts – 200 block of Mt Auburn, lower Brattle St. had been cooling with arrest on 2/12/12 – four sporadic thefts reported in April
- # 4 Peabody / North Cambridge – 70 thefts – there were 66 thefts in area in the first three months of the year. Since the arrest of a crew of juveniles on 3/26/12, there have been only four additional LMVs





Peabody & North Cambridge – Larceny from Motor Vehicles: First Quarter of 2012



- There were 66 MV breaks in the Peabody / North Cambridge neighborhoods during the first three months of 2012, accounting for 40% of the city-wide total.
- The arrest of 2 career auto prowler thieves on March 13th, 2012 slowed the onslaught of this series and two other arrests have brought an end to this series. There have been only five thefts from MVs in this area in the past five weeks.
- The CPD focused on these target areas during **April** but we believe the **increased citizen response of locking vehicles and calling in possible suspects was the major factor in interdicting this pattern.**



Larceny from Motor Vehicles

What can we do?

Police Response Strategy:

- Cambridge Police are focused on prevention of these crimes by increasing officer visibility in targeted areas.
- Citizens are encouraged to take the proper precautions to protect their vehicles and their belongings by doing everything possible to not make their vehicles easy targets.



Citizen Response Strategy:

- Citizens are asked to take the following precautions to protect themselves, their vehicles, and their belongings from theft:
 - **Take extra care when out doing your shopping.**
 - Make sure all of your car doors are locked when you leave your vehicle.
 - If you are **approached by a suspicious person** while you are in your vehicle, **sound your horn to attract attention.**
 - **NEVER LEAVE VALUABLES EXPOSED IN YOUR CAR.**
 - If you must leave packages or valuables in your car, **place them in the trunk or under a blanket to conceal them**
 - Visit our website for more tips to keep your vehicles and belongings at www.CambridgePolice.org/SafetyTips



LARCENY: *from Person*

Cooling Patterns

- After a rough January with larcenies from persons increasing 200% when compared with the first month of 2011, things have continued to cool off and these larcenies are now only up 57% when compared to the first four months of 2011.
- In the past four weeks there have been 24 larcenies from person, down 1 incident from the previous four weeks. The majority of these took place in either Harvard Sq (42%) or Central Sq (29%). The predominant scenario for this criminal enterprise is the theft of laptops, cell phones, wallets, purses, and backpacks from victims dining in the late afternoon between the hours of 3:00PM and 8:00PM.
- There has been a similar suspect described in now four dipper incidents: three Harvard Square incidents and one Central Square incident. The male was caught on surveillance in Harvard Square at Au Bon Pain and is believed to be the suspect at Felipe's, Flat Patties, and 1369 Coffee House. Officers have been made aware and the suspect's photo has been disseminated, however at this time no ID has been made.

Percent Change

Last 4 Weeks

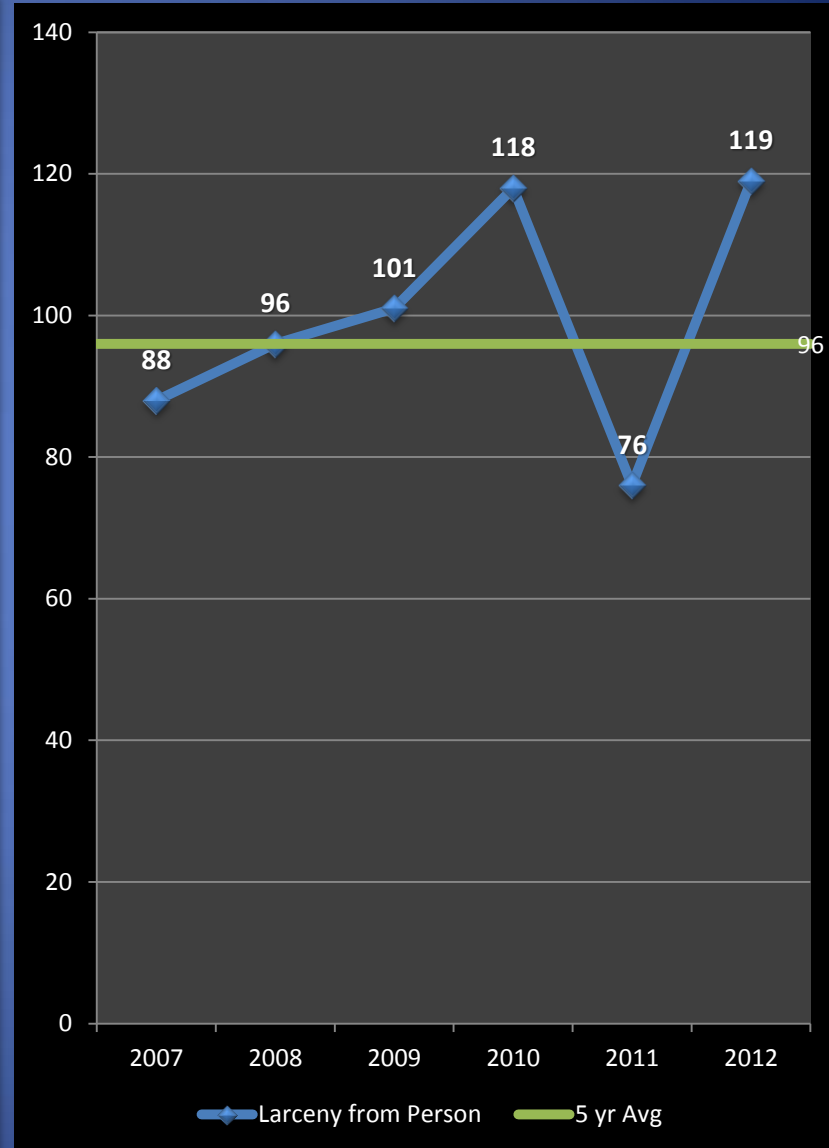
-4%

Previous Year

+57%

5 Year Average

+24%





LARCENY: of *Bicycle*

No Patterns

- The five-year average for the first four months of the year is 31. At this point in 2011, there were 25 bikes stolen which is about 19% below the norm. In 2012, however, the lack of cold weather and precipitation has yielded 66 bicycle thefts to date, equaling a 164% increase over last year and a 113% rise over the five-year average as we roundout the first third of the year. The majority of thefts are bicycles that are locked but may be ignored for several days at a time, left in the open.
- It should be noted that 30 of the 66 bike thefts reported thus far in 2012 occurred in April, accounting for nearly one half of this year's total.
- The neighborhoods that have reported the highest number of thefts this far in 2012 are: Cambridgeport (16), Mid Cambridge (8), Peabody (7), and East Cambridge (6).

Percent Change

Last 4 Weeks

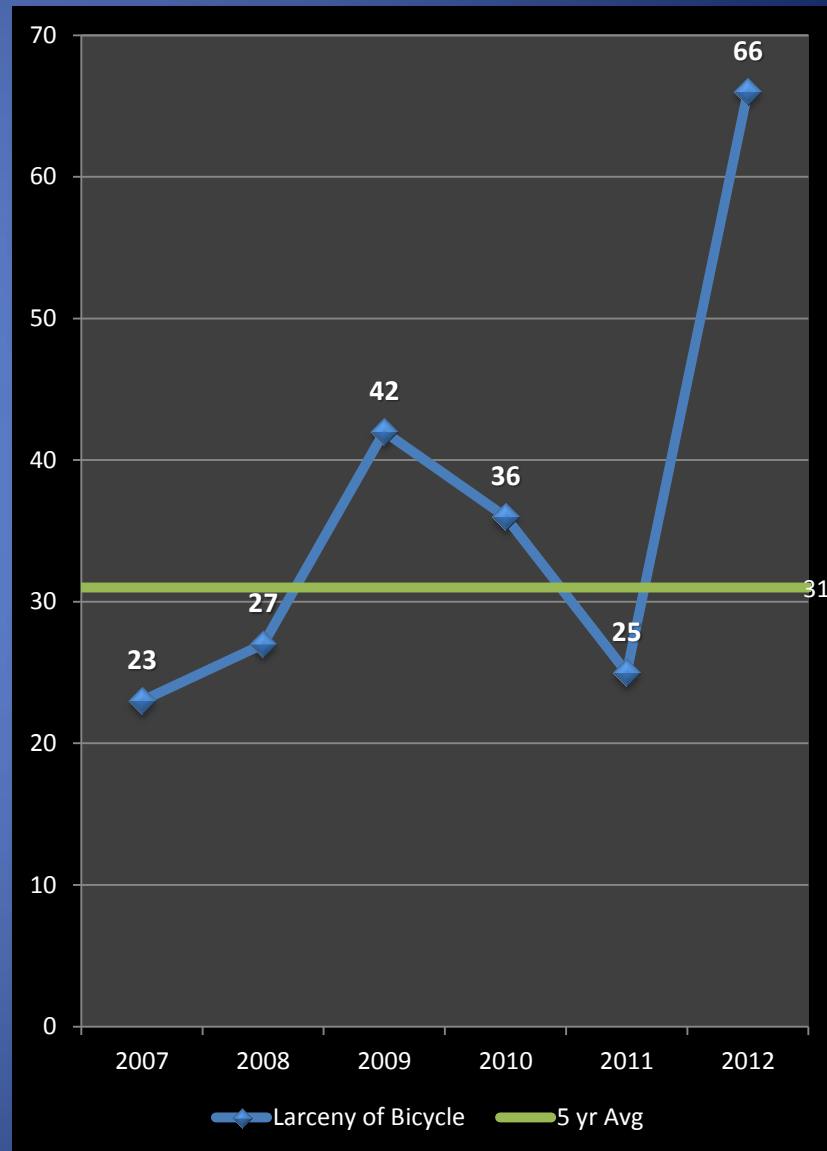
+115%

Previous Year

+164%

5 Year Average

113%





Larceny of Bicycles:

What Can We Do?

Police Response Strategy:

- Bicyclists stopped for infractions will be reminded to use lights when biking at night, wear helmets under the age of 16, and other safety tips to promote safer biking in the city.



Citizen Response Strategy:

- Bicyclists should register their bicycles online at the CPD website
- For more information about bicycle safety, proper locking, and how to register your bicycle with the police, visit:
www.CambridgePolice.org/CommunityResources.
 - Click on the “Bicycle Safety and Registration” link.
- Stores should be vigilant in recording serial numbers and customer information on sales.
- Universities should encourage students to register their bikes and distribute information on the correct locking procedures.



AUTO THEFT

No Patterns

- The five-year weighted average of auto thefts for the first 4 months of the year is 47 incidents; there have been 41 in 2012, which is a decline of 13%. Although there is a 21% increase shown from last year, a comparison with the previous 4-week period reveals a 36% decrease.
- Year-to-date, Peabody has seen the most auto thefts at 8, followed by North Cambridge with 6. 19 of the 41 auto thefts have been recovered thus far, registering a 46% recovery rate.
- Very few auto theft patterns have been identified over the past decade. Hot spot clusters have been observed in and around the neighborhoods of Central Square – Area 4, Cambridgeport and Riverside – but no determinant spatial or temporal trend has been noted.

Percent Change

Last 4 Weeks

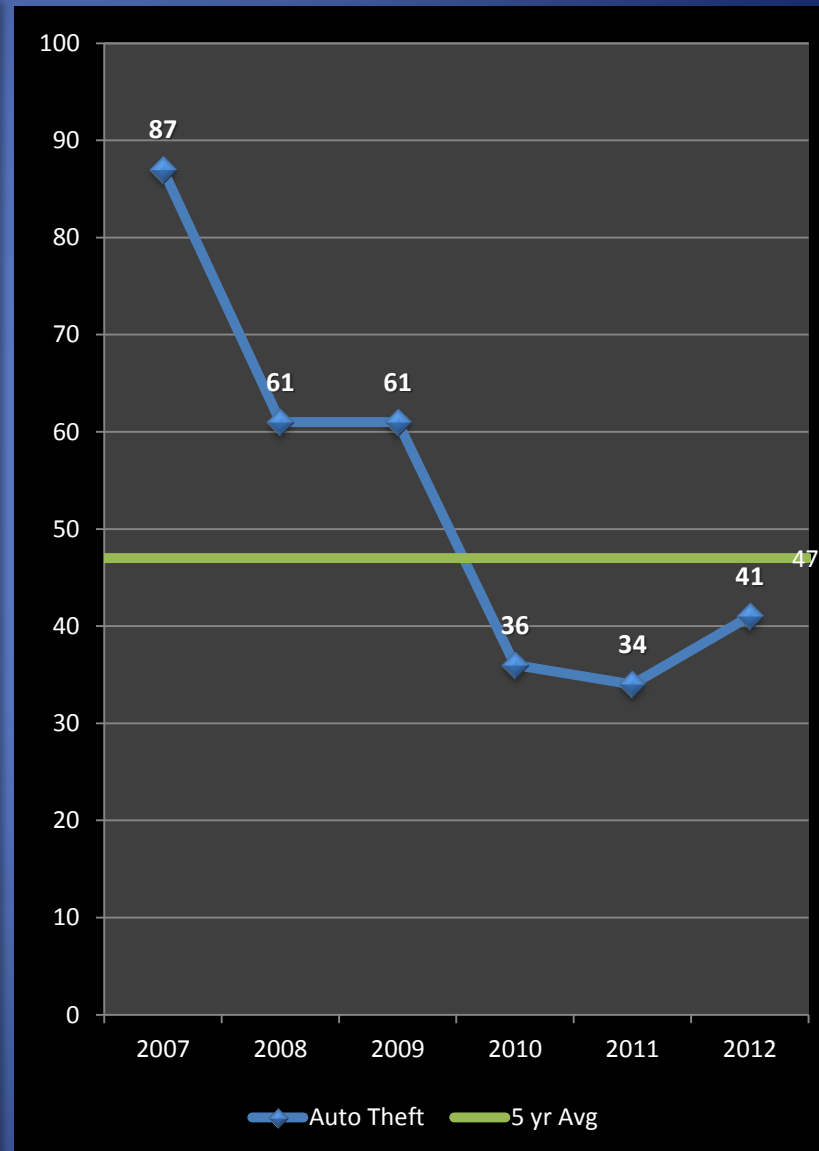
-36%

Previous Year

+21%

5 Year Average

-13%





Help Prevent Crime

And keep yourself informed!

To receive information from the CPD:

- Sign up with for the **Cambridge Alert Network**, to receive alerts about emerging crime patterns, neighborhood meetings, and crime prevention tips, by visiting www.CambridgeMa.gov/AlertNetwork.
- “Like” the Cambridge Police Department on Facebook at www.facebook.com/CambridgePolice
- Follow [@CambridgePolice](https://twitter.com/CambridgePolice) on Twitter.
- Visit our website at www.CambridgePolice.org for valuable information and reports including the Daily Log and BridgeStat, which is published on the first Friday of every month.
- Download our new “MyPD” smartphone app at www.CambridgePolice.org/MyPD.

To Share Information with the CPD:

- Call our Non-Emergency Telephone Number at **617-349-3300**.
 - Every call for service generates a police response, so help drive our resources by reporting things that seem suspicious or out of the ordinary.
- Send an Anonymous TEXT-A-TIP:
 - Send an ANONYMOUS text message to **Tip411 (847411)**. Begin your message with Tip650 and then type your message. You will receive a response from the Cambridge Police with the option to continue communicating. Please remember that this is not a replacement for 9-1-1. **If you witness an emergency situation, please call 9-1-1 immediately.**
- Send an Anonymous Crime Tip E-Mail at www.CambridgePolice.org/Tips



Questions?

- Our detailed Annual Crime Report will contain full data for 2011 and will be released in the coming weeks.
- We welcome all questions, comments, and suggestions.
- Please direct your feedback to:
BridgeStat@CambridgePolice.org
- To review previous editions of BridgeStat, visit our website at www.CambridgePolice.org/BridgeStat