



Cambridge Police Department BridgeStat

April 2013

Produced by the Crime Analysis Unit



*Lt. Dan Marcou, in his poem
"Killed in the Line of Duty",
writes:*

*| May their souls be forever blessed
For they who are now at rest
Died doing what they loved best
Killed in the line of duty |*

*| God bless all those who fell
They are missed and loved so well
Let us pray and toll the bell
Those killed in the line of duty |*

Officer Sean Collier





Part I Total Crime

- Serious crime in Cambridge slipped downward by 24% when compared with 2012, and when measured against the 5-year weighted average for this timeframe, a 17% decline has been recorded.
- Over the past 4 weeks, there has been a 15% increase in Part I crimes with 28 more incidents having been reported.
- For the second time thus far in 2013, both violent and property crime recorded increases over the past month. However, both the year-to-date totals and the 5-year averages are down considerably.

	4 Week Snapshot				Year to Date				Five Year	
	3/5 - 4/1	4/2 - 4/29	Change		2012	2013	Change		Avg	Change
Total Violent Crime	29	30	3%		127	106	-17%		124	-15%
Total Property Crime	154	181	18%		969	729	-25%		888	-18%
Total Part I Crime	183	211	15%		1096	835	-24%		1012	-17%



Part I Property Crime

Property crime is registering a 25% decrease below the number reported during this time frame in 2012, and an 18% drop from the 5-year average. The majority of the larceny categories saw increases over the past four weeks, but in the long-term view, these categories are still registering decreases. Burglary is down across all three comparisons, most notably 37% from 2012.

	<u>4 Week Snapshot</u>				<u>Year to Date</u>				<u>Five Year</u>	
	3/5 - 4/1	4/2 - 4/29	Change		2012	2013	Change		Avg	Change
Burglary	23	20	-13%		169	107	-37%		143	-25%
Commercial Break	4	1	-75%		20	12	-40%		23	-48%
Housebreak	19	19	0%		149	95	-36%		120	-21%
Larceny	124	154	24%		761	598	-21%		704	-15%
Larceny (Misc)	3	0	-100%		10	7	-30%		9	-22%
Larceny from Building	25	36	44%		137	138	1%		129	7%
Larceny from MV	27	40	48%		207	160	-23%		213	-25%
Larceny from Person	25	23	-8%		119	95	-20%		103	-8%
Larceny from Residence	11	8	-27%		91	42	-54%		68	-38%
Larceny of Bicycle	8	16	100%		66	40	-39%		43	-7%
Larceny of Plate	0	2	IN-CALC		9	5	-44%		13	-62%
Larceny of Services	1	2	100%		4	7	75%		6	17%
Shoplifting	24	27	13%		118	104	-12%		120	-13%
Auto Theft	7	7	0%		39	24	-38%		41	-41%
Total Property Crime	154	181	18%		969	729	-25%		888	-18%



Part I Violent Crime

- The projected 5-year weighted average for violent crime in Cambridge for the first four months of the year is 124 incidents. For the period between January and the end of April of 2013, there were 106 violent crimes recorded in the City, 21 incidents below last year (-17%) and 18 violent crimes under the total of 124 forecasted for this period (-15%).
- The first two murders of the year were recorded in April. A complete synopsis of these incidents can be found on the next slide. All of the other violent crimes: Rape (-22%), Robbery (-15%), and Aggravated Assault (-19%) registered significant declines when compared with the totals for the first four months of 2012.

	4 Week Snapshot				Year to Date				Five Year	
	3/5 - 4/1	4/2 - 4/29	Change		2012	2013	Change		Avg	Change
Homicide	0	1	IN-CALC		0	2	IN-CALC		0	IN-CALC
Rape	1	1	0%		9	7	-22%		9	-22%
Robbery	6	14	133%		39	33	-15%		40	-18%
Commercial Robbery	1	3	200%		6	6	0%		6	0%
Street Robbery	5	11	120%		33	27	-18%		34	-21%
Aggravated Assault	22	14	-36%		79	64	-19%		75	-15%
Total Violent Crime	29	30	3%		127	106	-17%		124	-15%



MURDER

No Patterns

- The first two murders of 2013 in Cambridge were recorded in April:
- Aisling Brady McCarthy is facing a murder charge in the death of a Cambridge child who died in January. McCarthy was the child's nanny. On April 13th, Middlesex County grand jury indicted the 34-year-old on charges of first-degree murder and assault and battery on a child causing bodily injury. McCarthy was arrested after the death of Rehma Sabir of Cambridge, who was hospitalized with severe head injuries on her first birthday and died two days later. McCarthy had been jailed in lieu of \$500,000 in bail while authorities awaited the child's autopsy results.
- At approximately 10:20 p.m. on April 18th, Cambridge police received reports of shots fired on the MIT campus. At 10:30 p.m., an MIT campus police officer was found shot in his vehicle in the area of Vassar and Main Streets. Officer Sean Collier, 27, was found with multiple gunshot wounds. He was transported to Massachusetts General Hospital and pronounced deceased. Authorities launched an immediate investigation into the circumstances of the shooting and determined that two males were involved. The case is being investigated by local, state, and federal authorities working in cooperation. The investigation remains active and ongoing. No further information is available at this time.

Change*

Last 4 Weeks

*IN -CAL

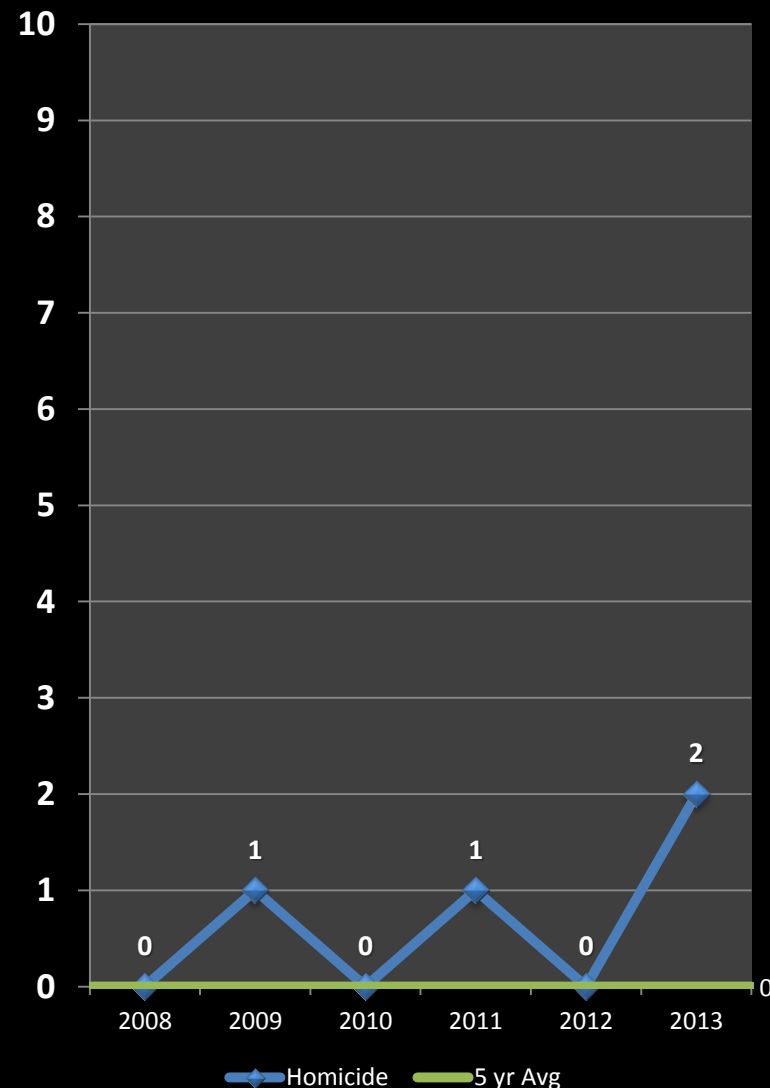
Previous Year

*IN -CAL

5 Year Average

*IN -CAL

*IN -CAL: Percentages are not calculated for numbers so small as to present a statistically misleading percentage.



RAPE

No Patterns

- Over the first four months of 2013, 7 rapes were reported, two fewer incidents than for the same period in 2012. The count of this violent crime correlates to a 22% reduction when compared to last year and to the 5-year average for sexual assaults.
- During the first two months of the year, there was a rape that occurred between acquaintances at a Cambridge hotel and remains under investigation. There were 3 reports of rape between family members and acquaintances. The circumstances of the fourth incident are being investigated.
- The first stranger-to-stranger rape of the year was recorded in March. This incident involved a blitz type scenario late at night in Central Square. This case remains under investigation.
- The seventh rape of the year occurred on March 30th in the vicinity of Central Square and was a sexual assault between two homeless subjects who were acquaintances.

Percent Change

Last 4 Weeks

0%

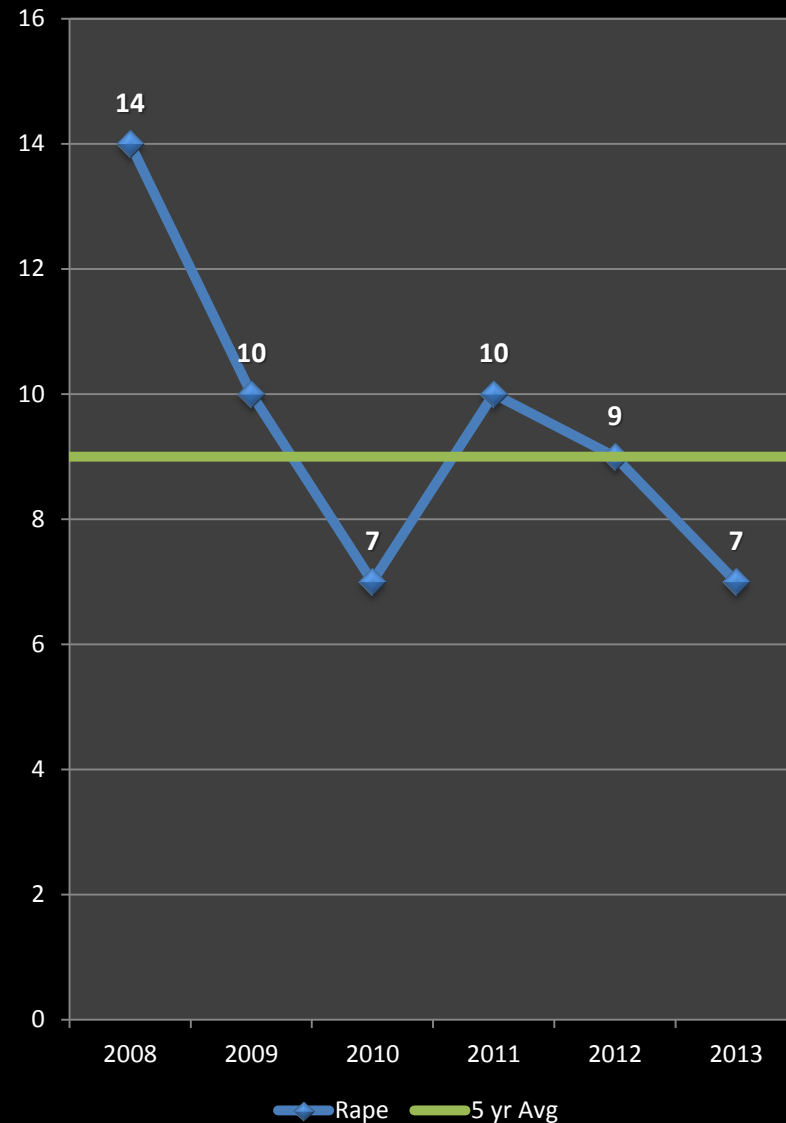
Previous Year

-22%

5 Year Average

-22%

*IN -CAL: Percentages are not calculated for numbers so small as to present a statistically misleading percentage.





AGGRAVATED ASSAULT

No Patterns

- When compared to the first four months of 2012, aggravated assaults reported a substantial decrease of 19% with 15 fewer incidents counted in 2013. When measuring this violent index crime against the 5-year average for the time period between January and April, there has been a dip of 15%, with 11 fewer crimes below the projected average of 75 aggravated assaults.
- Breakdown of Assault Classification types for the first four months of 2013:**

Type	Number	% of Total
Domestic	28	44%
Bar /Alcohol	7	11%
Police Officer	6	9%
Homeless	5	8%
Road Rage	5	8%

Percent Change

Last 4 Weeks

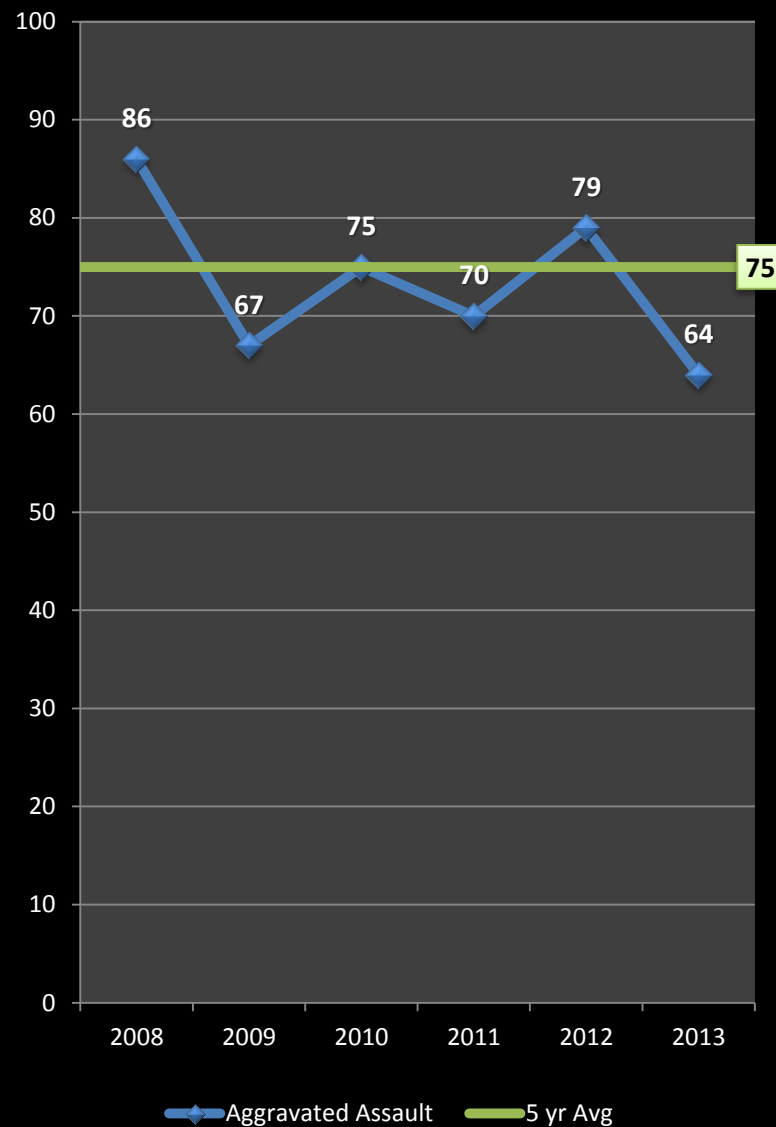
-36%

Previous Year

-19%

5 Year Average

-15%





ROBBERY

No Patterns

- The 5-year average for overall robbery in Cambridge for the first 4 months of the year is 40 incidents. From January 1st to the 29th of April, 33 robberies were reported to record an 18% decline below the projected total.
- Street robberies have fallen 21% when measured against the 5-year average, down 7 crimes from the projected total of 34 incidents. When compared with the first 4 months of 2012, there has been an 18% decrease from 33 to 27 street robberies.
- There have been only 6 commercial robberies (at two convenience stores, a bank, a drug store, and two retail establishments) so far in 2013. Arrests have been made in 4 of these incidents.
- The overall number of robberies jumped from 6 in March up to 14 in April of 2013 (133% increase). The majority of this increase can be attributed to a rise in unrelated street robberies without weapons scattered throughout the city. There were arrests in three of these crimes.

Percent Change

Last 4 Weeks

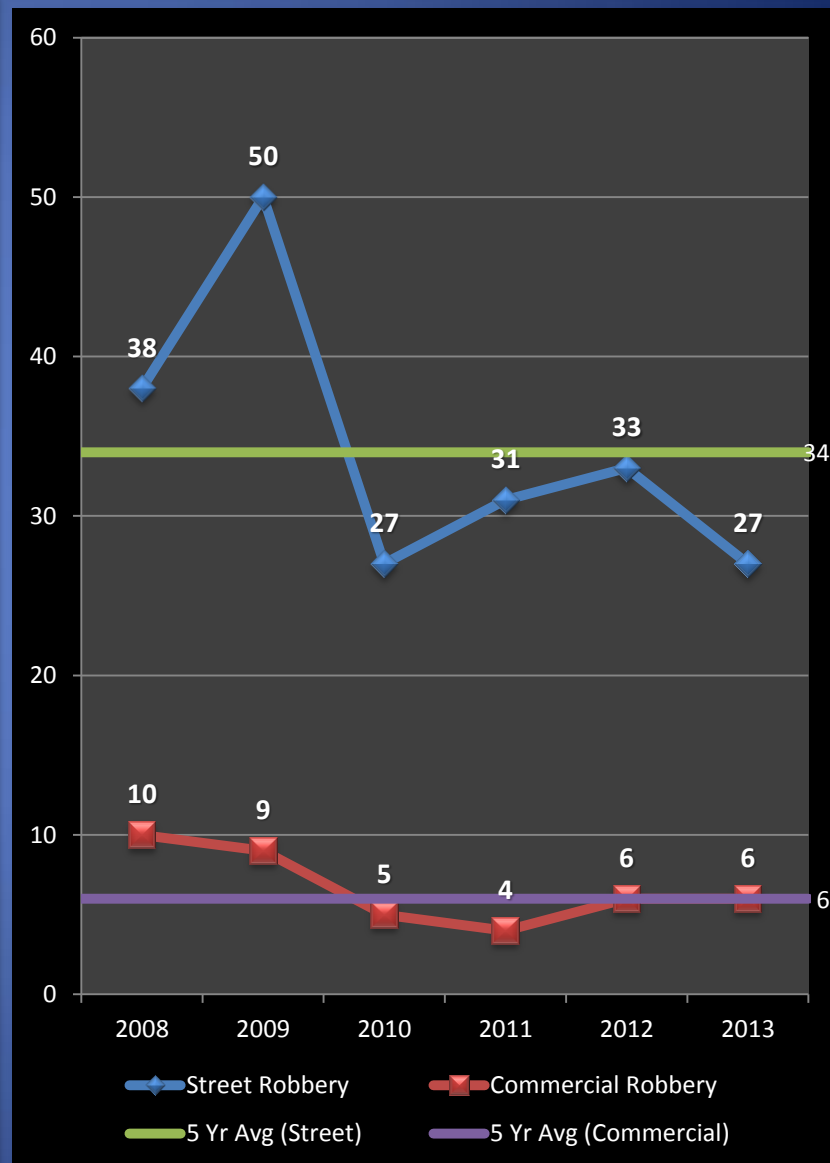
+133%

Previous Year

-15%

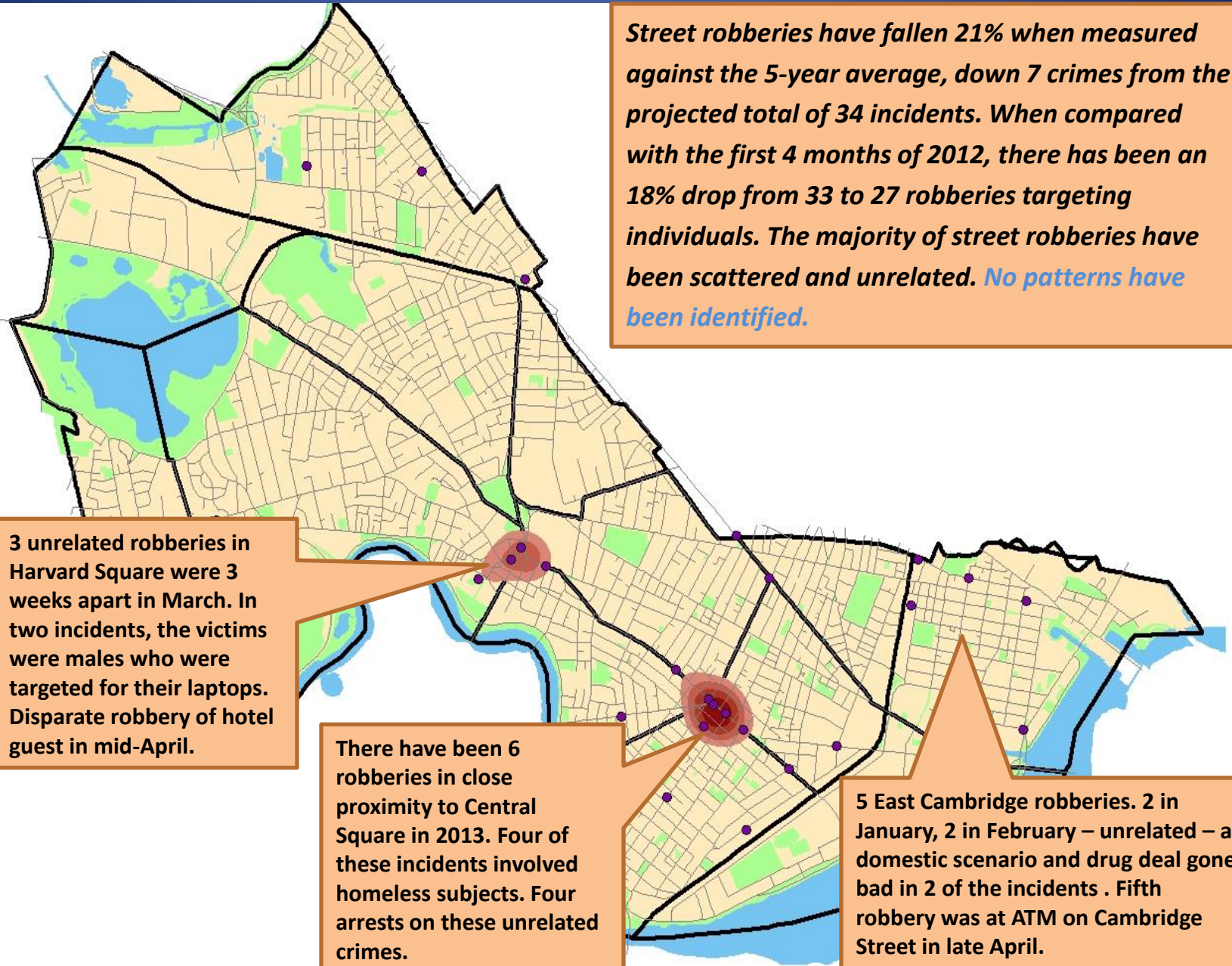
5 Year Average

-18%





Street Robbery Activity, 1/1/13 – 4/29/13





BURGLARY

No Patterns

- During the first four months of 2013, there were 107 total burglaries (the combination of residential and commercial burglaries) reported in Cambridge. This number is down 37% when compared to last year during this time period and is 25% lower than the 5-year average of 143.
- Commercial burglary has dropped 40% when compared with 2012, with 8 fewer incidents counted, and has dropped 48% when measured against the 5-year average.
- Residential burglaries ("housebreaks") are down 36% from the first four months in 2012. There have been a series of daytime breaks in the 300 to 400 blocks of Columbia St and Elm St during March and April. A regional uptick in housebreaks over recent weeks has failed to take hold in Cambridge to date.

Percent Change

Last 4 Weeks

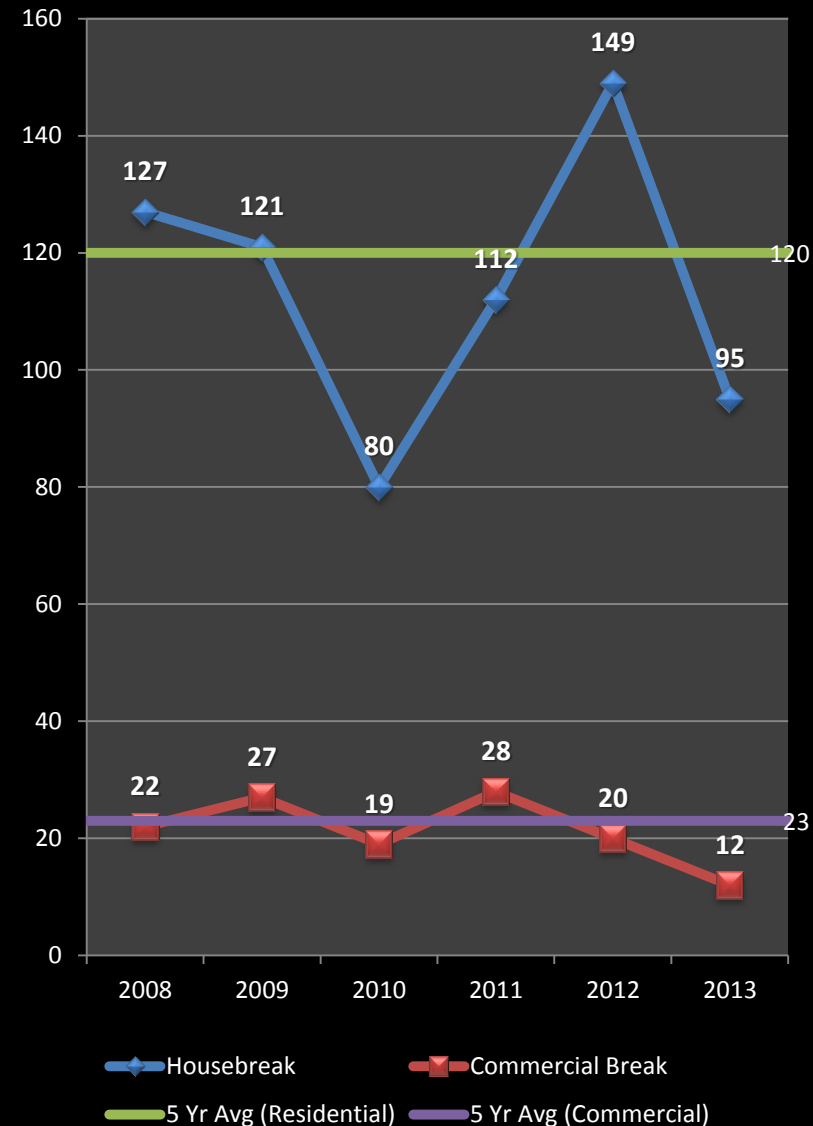
Previous Year

5 Year Average

-13%

-37%

-25%

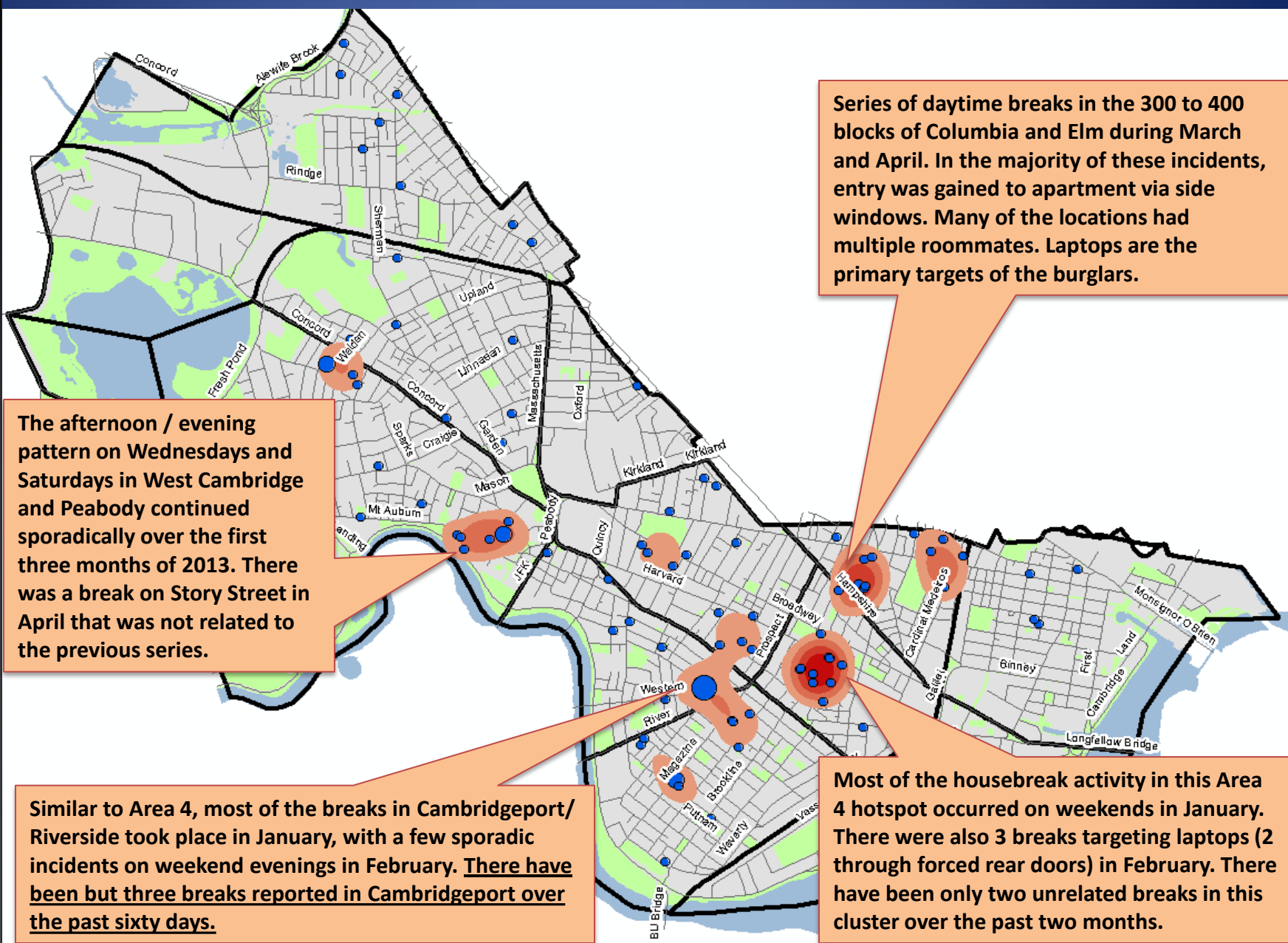




HOUSEBREAK Activity – Citywide: 1.1.13 to 4.29.13

Cambridge Police BridgeStat

April
2013



The afternoon / evening pattern on Wednesdays and Saturdays in West Cambridge and Peabody continued sporadically over the first three months of 2013. There was a break on Story Street in April that was not related to the previous series.

Series of daytime breaks in the 300 to 400 blocks of Columbia and Elm during March and April. In the majority of these incidents, entry was gained to apartment via side windows. Many of the locations had multiple roommates. Laptops are the primary targets of the burglars.

Similar to Area 4, most of the breaks in Cambridgeport/ Riverside took place in January, with a few sporadic incidents on weekend evenings in February. There have been but three breaks reported in Cambridgeport over the past sixty days.

Most of the housebreak activity in this Area 4 hotspot occurred on weekends in January. There were also 3 breaks targeting laptops (2 through forced rear doors) in February. There have been only two unrelated breaks in this cluster over the past two months.



Housebreaks

What can we do?

Police Response Strategy:

- Cambridge Police have deployed extra patrols to the affected areas in order to combat any recent increases in housebreaks.
- CPD also uses plainclothes officers and detectives in affected areas.



Citizen Response Strategy:

- Citizens are asked to take the following precautions to protect themselves, their homes, and their belongings from burglaries:
 - Try “**casing**” your own home.
 - **ALWAYS lock your doors and windows.** Many housebreaks have occurred through open windows or unlocked doors.
 - **Leave a light on** when you leave.
 - Install motion sensor lights.
 - **NEVER** prop open the door or let someone in behind you.
 - **Be vigilant.** If you suspect suspicious activity, please report it to the police immediately by calling **617-349-3300**.
 - **Document serial numbers** of all electronics and take pictures of all valuables.
 - **Request a Residential Security Survey** from the Cambridge Police Department. For more info, please call **617-349-3236**.
- For more info on how to protect yourself from housebreaks, visit www.CambridgePolice.org/SafetyTips.



LARCENY

Emerging Patterns

- Overall, **larceny year-to-date has decreased by 21%** when compared with the same time frame in 2012 and is down 15% when measured against the five-year weighted average for this time frame. The substantial decline seen earlier in the year is slowly evening out, however at the end of March, larceny had been down 32% compared to 2012 and 24% compared to the five-year average.
- The **decrease in larceny from motor vehicles (-23%)** compared to 2012 can likely be attributed to arrests in January and snow storms in February and March. In April, a possible pattern began to emerge in the Agassiz/Peabody area.
- Larcenies from persons citywide have declined 20%** from 2012. Only three thefts were reported in April at Harvard Sq bars/restaurants, which is usually a problem spot for dipper activity. We are keeping an eye on a recent increase in thefts at churches, most of which took place in early April in Harvard Sq.
- Larcenies from buildings are now up 1% over 2012, after having been down 12% at the end of March.** A re-emergence of thefts from lockers at health clubs in April is partly to blame for the increase. There were eight of these thefts this month, all but one in the second half of the month and all at gyms in Porter Sq and the Alewife area.
- In 2013, there have been 40 **bike thefts** to date, registering a 39% decline from 2012 but only a 7% drop from the five-year average.

Percent Change

Last 4 Weeks

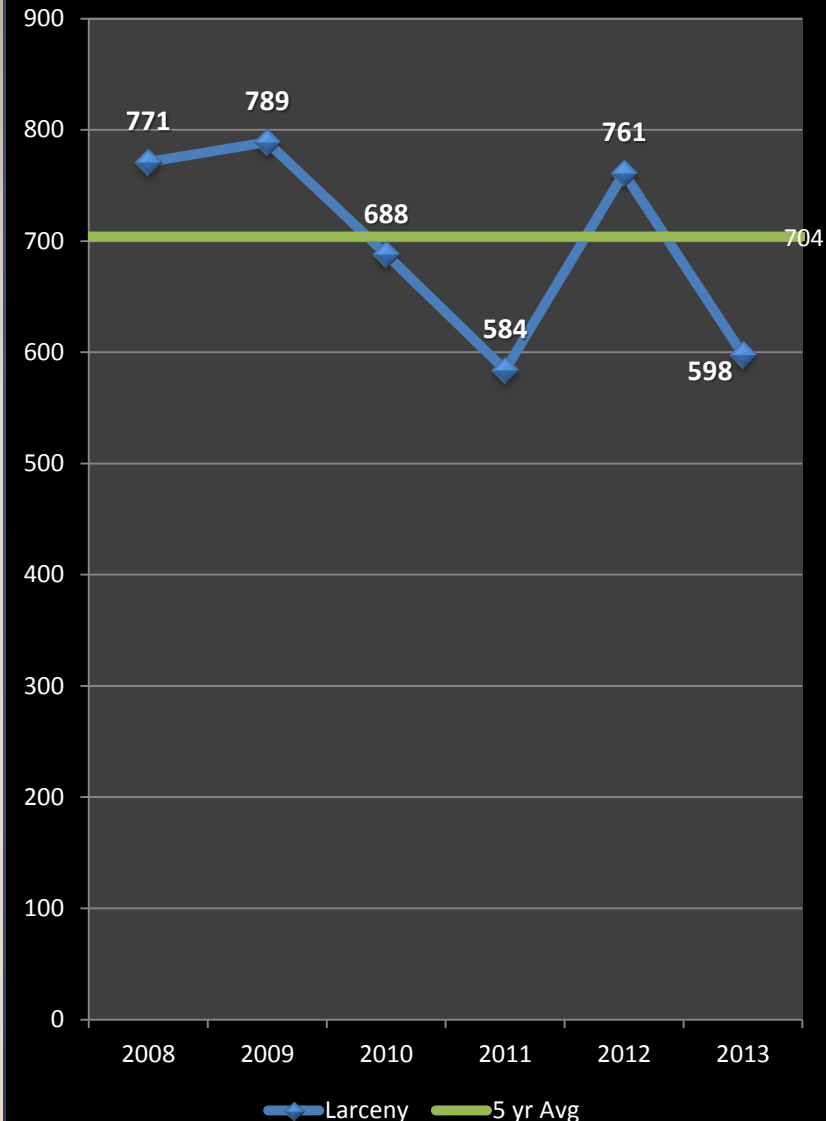
+24%

Previous Year

-21%

5 Year Average

-15%





LARCENY: *from MV*

Emerging Patterns

- Larcenies from MVs in 2013 **are down 23%** when compared with the same time frame in 2012, with **47 fewer thefts recorded**. Larcenies from motor vehicles have **decreased 25%** when compared with the five-year average, with **53 fewer incidents than** the norm. The large drop in larcenies from motor vehicles citywide can likely be attributed to the arrest of two people committing these crimes in January and the multiple snow storms that buried the area in February and March.
- Only when measured against the previous four weeks do we see an increase in this crime, with thefts from MVs rising 48% (13 more incidents than in March).
- The most active area for thefts from MVs is currently in Agassiz and Peabody. There were 14 thefts reported in these two neighborhoods in April, mainly on Wednesday and Thursday nights through unlocked doors, targeting loose change.
- There were also four tire thefts reported in April (three in North Cambridge and one in Mid-Cambridge), targeting Toyota Venzas and Honda Fits.

Percent Change

Last 4 Weeks

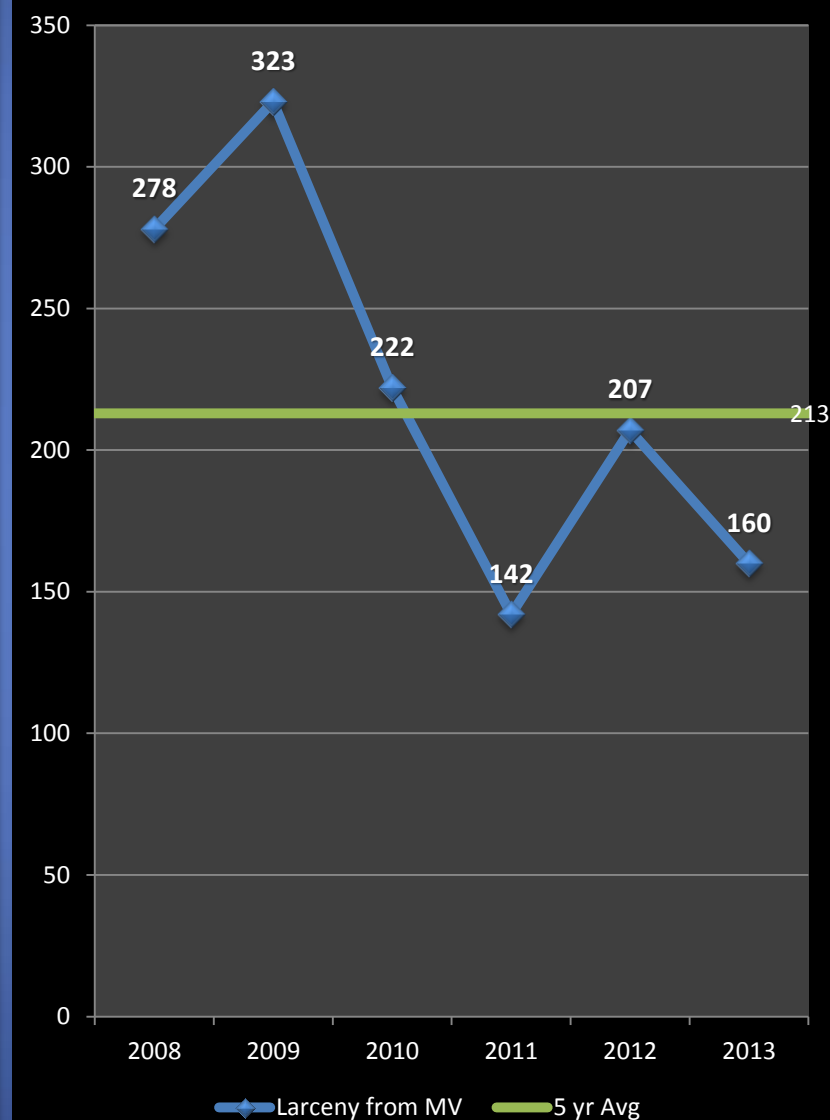
+48%

Previous Year

-23%

5 Year Average

-25%

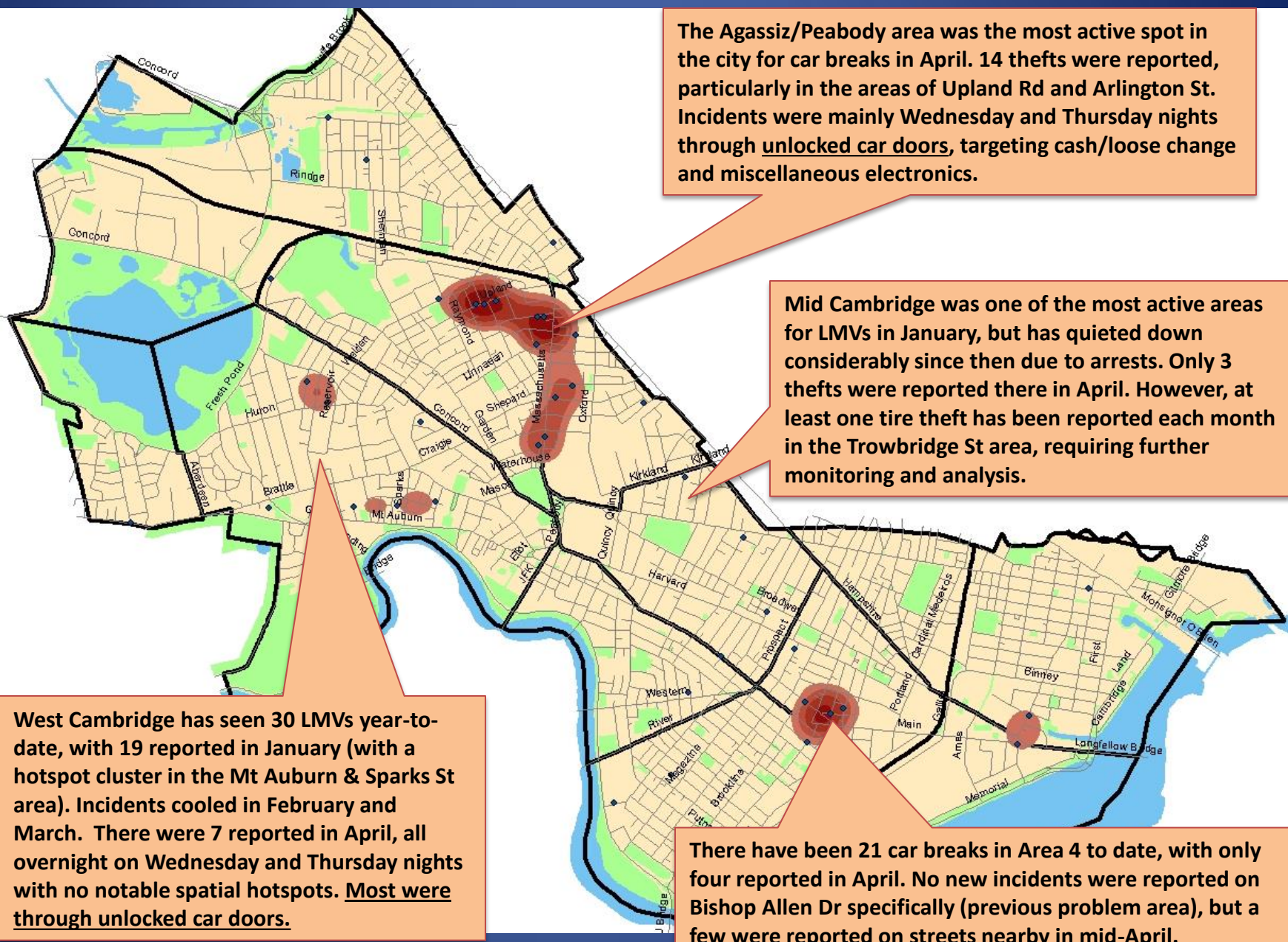




LARCENY from MV Activity, April 2013

Cambridge Police BridgeStat

April
2013





Larceny from Motor Vehicles

What can we do?

Police Response Strategy:

- Cambridge Police are focused on prevention of these crimes by increasing officer visibility in targeted areas.
- Citizens are encouraged to take the proper precautions to protect their vehicles and their belongings by doing everything possible to not make their vehicles easy targets.



Citizen Response Strategy:

- Citizens are asked to take the following precautions to protect themselves, their vehicles, and their belongings from theft:
 - Make sure all of your car doors are locked when you leave your vehicle.
 - Take extra care when out doing your shopping.
 - If you are **approached by a suspicious person** while you are in your vehicle, **sound your horn to attract attention.**
 - **NEVER LEAVE VALUABLES EXPOSED IN YOUR CAR.**
 - If you must leave packages or valuables in your car, **place them in the trunk of under a blanket to conceal them**
 - Visit our website for more tips to keep your vehicles and belongings at www.CambridgePolice.org/SafetyTips



LARCENY: *from Person*

No patterns

- When comparing the first four months of 2013 to the same time frame in 2012, larcenies from persons are down 20%. The five-year average for this larceny type during this time frame is 103, which is 8% higher than the 95 recorded thus far in 2013.
- In the past 4 weeks, larcenies from the person have dropped 8% from 25 in March to 23 in April. Harvard Sq usually accounts for a significant portion of these incidents at the many bars and restaurants in the Square (known as "dipper" activity), but there were only three dipper incidents reported in Harvard Sq in April.
- April saw an increase in the number of thefts from churches (three larcenies from persons and two from buildings). The majority took place at Harvard Sq churches during the first half of the month. Incidents took place on Sunday mornings and on a Wednesday and Saturday evening.

Percent Change

Last 4 Weeks

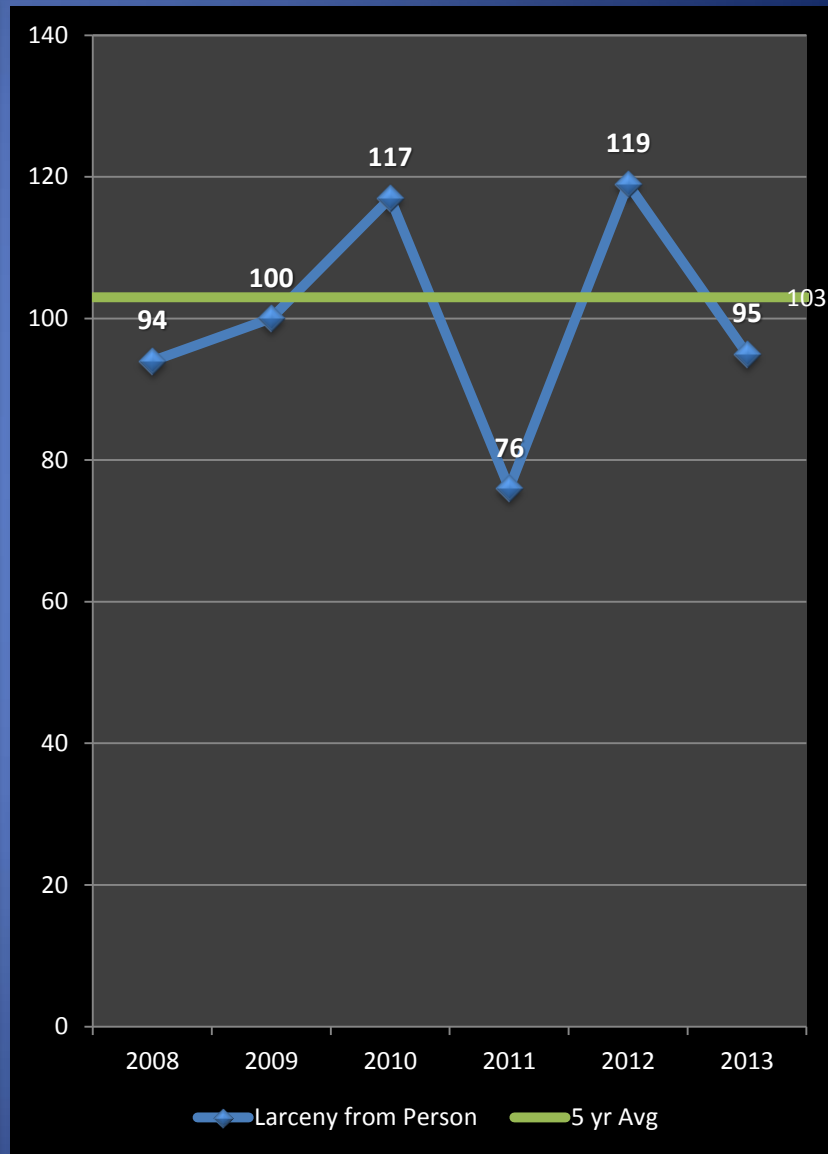
-8%

Previous Year

-20%

5 Year Average

-8%





LARCENY: of *Bicycle*

No Patterns

- Just as bike ridership drops in the winter (particularly during snowy winters like the one that just ended), so does the rate of bicycle thefts. Through the first four months of the year, there were 26 fewer bikes stolen when comparing 2013 with 2012, resulting in a 39% decrease. The five-year weighted average of bike thefts for this time period is 43 incidents; thus far in 2013, Cambridge is registering slightly below that level with 40 reported thefts (-7%).
- At this time, no spatial or temporal bike theft patterns exist in the city. Of the 16 bike thefts reported during the month of April, seven different neighborhoods experienced two bike thefts each. The Central Sq business district saw the most incidents overall with four thefts.
- As the warmer months arrive, bicyclists should be vigilant and take the proper precautions to protect their property.

Percent Change

Last 4 Weeks

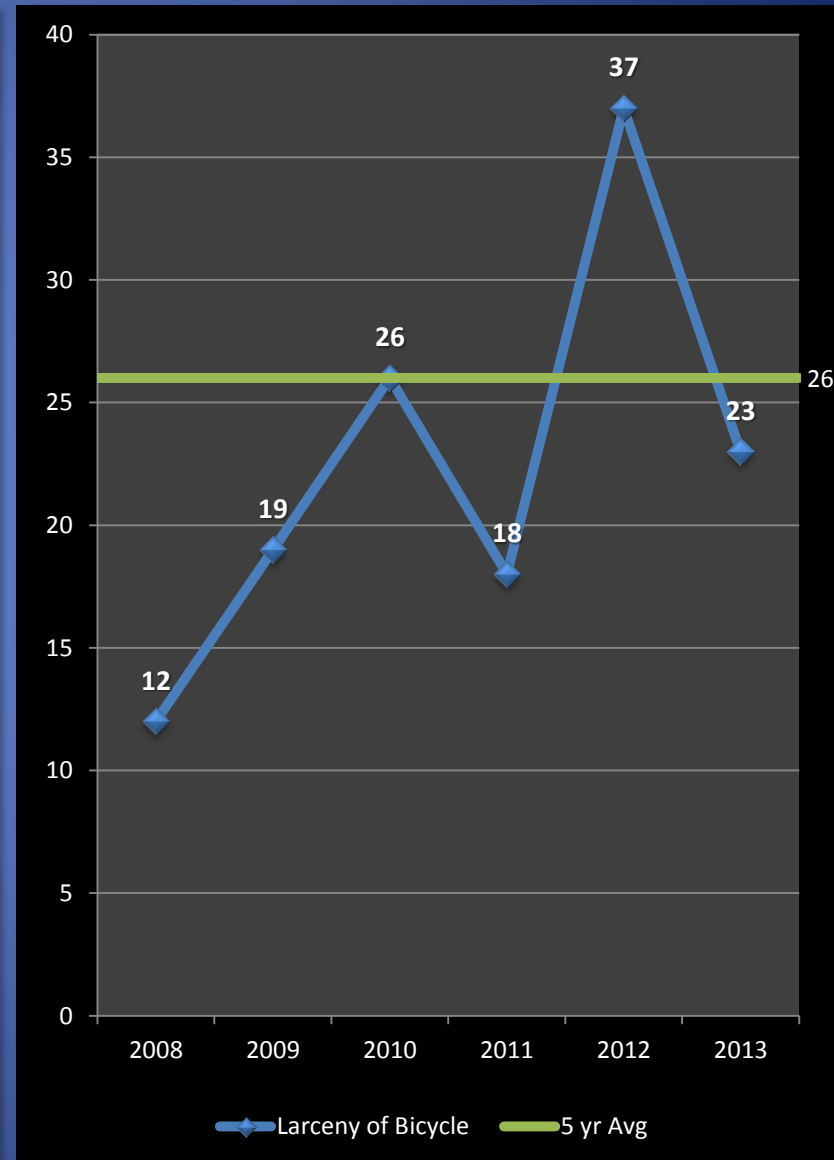
+100%

Previous Year

-39%

5 Year Average

-7%





Larceny of Bicycles:

What Can We Do?

Police Response Strategy:

- Bicyclists stopped for infractions will be reminded to use lights when biking at night, wear helmets under the age of 16, and other safety tips to promote safer biking in the city.



Citizen Response Strategy:

- Bicyclist are encouraged to record their bike's serial number as well as take a picture of their bike to provide to police in the event that it is lost or stolen.
- For information on bicycle safety, visit: www.CambridgePolice.org/CommunityResources.
 - Click on the "Bicycle Safety and Registration" link.
- Stores should be vigilant in recording serial numbers and customer information on sales.
- Universities should encourage students to register their bikes and distribute information on the correct locking procedures.



AUTO THEFT

No patterns

- The projected 5-year weighted average for auto thefts for the first quarter of the year is 41 incidents; there have only been 24 vehicles reported stolen during the first four months of 2013, translating to a 41% decline. When measured versus this time frame in 2012, there have been 15 fewer auto thefts counted, equaling a 38% drop.
- Since the beginning of the year, Mid-Cambridge has experienced the most auto thefts citywide with 10 incidents accounting for 42% of the year's total, followed by Riverside with four.
- Year to date, 50% (or 12) of the stolen motor vehicles have been recovered.
- *Car not where you left it? Visit www.CambridgeMA.gov/TowedVehicles to search to see if your vehicle has been towed and where to locate it.*

Percent Change

Last 4 Weeks

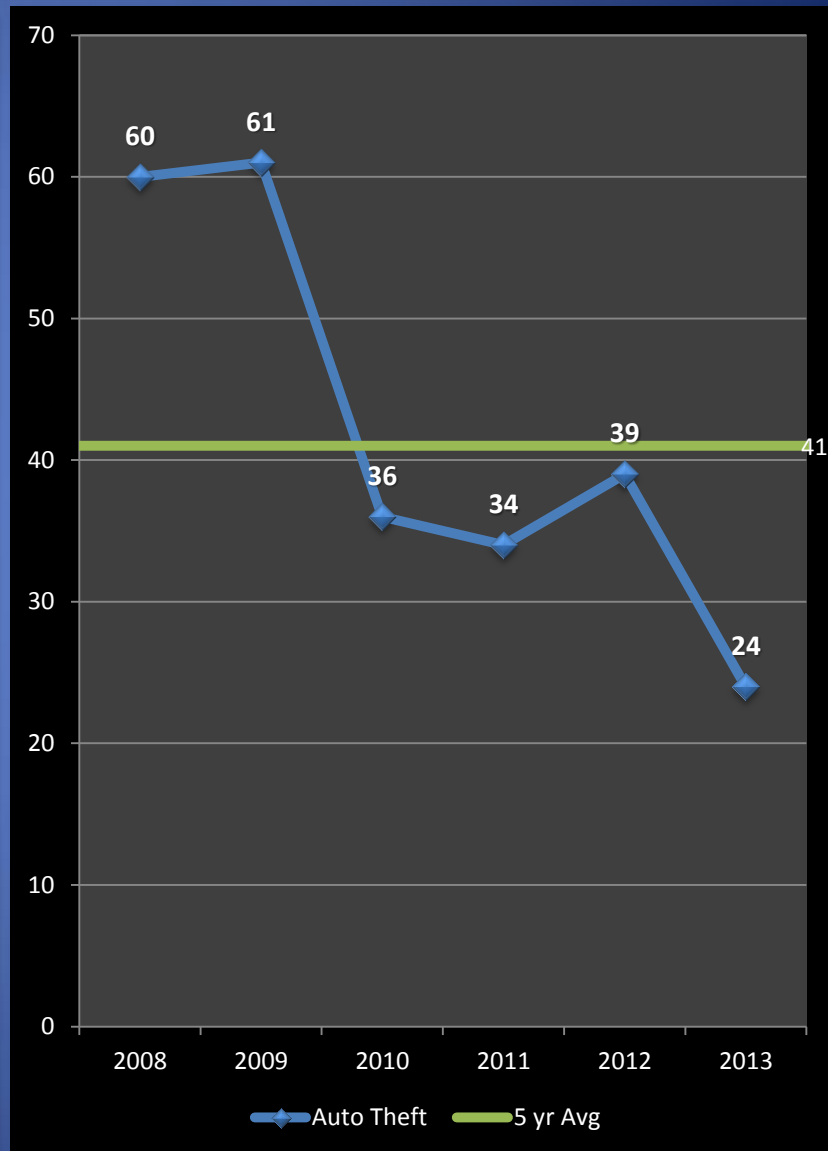
0%

Previous Year

-38%

5 Year Average

-41%





Help Prevent Crime

And keep yourself informed!

To receive information from the CPD:

- Sign up with for the **Cambridge Alert Network**, to receive alerts about emerging crime patterns, neighborhood meetings, and crime prevention tips, by visiting www.CambridgeMa.gov/AlertNetwork.
- “Like” the Cambridge Police Department on Facebook at www.facebook.com/CambridgePolice
- Follow [@CambridgePolice](https://twitter.com/CambridgePolice) on Twitter.
- Visit our website at www.CambridgePolice.org for valuable information and reports including the Daily Log and BridgeStat, which is published on the first Friday of every month.
- Download our new “MyPD” smartphone app at www.CambridgePolice.org/MyPD.

To Share Information with the CPD:

- Call our Non-Emergency Telephone Number at **617-349-3300**.
 - Every call for service generates a police response, so help drive our resources by reporting things that seem suspicious or out of the ordinary.
- Send an Anonymous TEXT-A-TIP:
 - Send an ANONYMOUS text message to **Tip411 (847411)**. Begin your message with Tip650 and then type your message. You will receive a response from the Cambridge Police with the option to continue communicating. Please remember that this is not a replacement for 9-1-1. **If you witness an emergency situation, please call 9-1-1 immediately.**
- Send an Anonymous Crime Tip E-Mail at www.CambridgePolice.org/Tips



Questions?

- The complete 2012 Cambridge Police Annual Crime Report is available on our website at www.CambridgePolice.org.
- We welcome all questions, comments, and suggestions.
- Please direct your feedback to: BridgeStat@CambridgePolice.org.
- To review previous editions of BridgeStat, visit our website at www.CambridgePolice.org/BridgeStat.