



Cambridge Police Department BridgeStat

April 2018

Produced by the Crime Analysis Unit



Part I Total Crime

In 2017, the City of Cambridge recorded its lowest crime index total since 1963. That downward spiral of serious criminal activity in the City has continued over the first four months of 2018. A review of Part One crime statistics for the first 120 days of this year (from January 1st to April 30th) indicates that a moderate decrease of 8% was registered. Over the first 17 weeks of this year, there were 612 serious crimes reported in the City. For the same time period in 2017, the combined total for Murder, Rape, Robbery, Aggravated Assault, Burglary, Larceny & Auto theft was 662 incidents, 50 more than this year.

Further analysis of the crime totals for the first four months of 2018 reveals that violent crimes recorded a 10% decline, while property crimes continued their descent with 42 fewer crimes (-7%) recorded when compared with the same time period last year.

When measuring the serious crime totals of April of 2018 versus the previous month of March, there has been a considerate increase of 18% in the number of index incidents with 16 additional crimes counted in the fourth month of this year. The 12% rise in overall larceny when compared with the previous month was the key factor in preventing a further decrease in property crimes.

	<u>4 Week Snapshot</u>			<u>Year to Date</u>			<u>Five Year</u>	
	3/6/18 - 4/2/18	4/3/18 - 4/30/18	Change	2017	2018	Change	Avg	Change
Total Violent Crime	14	17	21%	83	75	-10%	88	-15%
Total Property Crime	127	150	18%	579	537	-7%	666	-19%
Total Part I Crime	141	167	18%	662	612	-8%	754	-19%



Part I Property Crime

Analysis of property crime totals for the first four months of 2018 points to a 7% decrease when measured against the 2017 total and a 19% reduction below the five-year average, with 42 fewer incidents below the first 120 days of last year and 129 crimes below the 666 crimes forecasted for this time period. Ten of the 14 property crime categories registered declines when measured against the first 17 weeks of 2017, fueled by a 32% decrease in housebreaks. Other property crimes registering major declines when compared with their 5-year averages include: larceny from building (- 17%); larceny from person (-25%) and larceny from motor vehicles (- 45%).

Cambridge Police BridgeStat

	4 Week Snapshot			Year to Date			Five Year	
	3/6/18 - 4/2/18	4/3/18 - 4/30/18	Change	2017	2018	Change	Avg	Change
Burglary	21	30	43%	102	75	-26%	105	-29%
Commercial Break	3	5	67%	14	15	7%	21	-29%
Housebreak	18	25	39%	88	60	-32%	84	-29%
Larceny	103	115	12%	447	445	0%	529	-16%
Larceny (Misc)	4	3	-25%	9	14	56%	11	27%
Larceny from Building	22	24	9%	100	92	-8%	111	-17%
Larceny from MV	19	18	-5%	65	65	0%	118	-45%
Larceny from Person	11	13	18%	55	45	-18%	60	-25%
Larceny from Residence	18	17	-6%	46	79	72%	67	18%
Larceny of Bicycle	4	12	200%	29	28	-3%	35	-20%
Larceny of Plate	1	2	100%	11	5	-55%	8	-38%
Larceny of Services	2	4	100%	13	10	-23%	6	67%
Shoplifting	22	22	0%	119	107	-10%	113	-5%
Auto Theft	3	5	67%	30	17	-43%	32	-47%
Total Property Crime	127	150	18%	579	537	-7%	666	-19%



Part I Violent Crime

There was a restrained decrease of eight violent crime incidents in Cambridge for the first four months of 2018. From January 1st to April 30th of this year, there were 75 violent crimes registered in the City, which represents a 10% decline below last year. When measured against the five-year average for violent crimes, there was also a 15% decrease below the 88 forecasted incidents for the first 17 weeks of the year.

The 19 robberies counted in the first four months of 2018 represents a 17% drop in incidents when compared with the same time period last year. Ten of the 19 robberies in 2018 have been categorized as commercial in nature.

There has not been a homicide in Cambridge thus far in 2018. One additional rape has been counted in the first four months of 2018, up from six crimes during the first 17 weeks of 2017. Aggravated assault has recorded a 9% decrease with five fewer incidents reported.

	<u>4 Week Snapshot</u>			<u>Year to Date</u>			<u>Five Year</u>	
	3/6/18 - 4/2/18	4/3/18 - 4/30/18	Change	2017	2018	Change	Avg	Change
Homicide	0	0	IN-CALC	0	0	IN-CALC	1	-100%
Rape	2	1	-50%	6	7	17%	8	-13%
Robbery	2	5	150%	23	19	-17%	24	-21%
Commercial Robbery	1	1	0%	14	10	-29%	9	11%
Street Robbery	1	4	300%	9	9	0%	14	-36%
Aggravated Assault	10	11	10%	54	49	-9%	55	-11%
Total Violent Crime	14	17	21%	83	75	-10%	88	-15%



MURDER

No Patterns

- **No murders were recorded during the first quarter of 2018 in Cambridge.**
 - **There were two murders reported in Cambridge in 2017.**
 - The Middlesex District Attorney's Office, Massachusetts State Police and Cambridge Police were investigating a fatal shooting that occurred on the night of November 16th in the area of Tremont Street and Hampshire Street. Malachi Mims, 28, of Cambridge, was taken to a local hospital where he was later pronounced dead. This was the second murder of 2017 in Cambridge. On December 31st, a Cambridge 17-year-old was arrested in Boston and charged in connection to the shooting death.
 - The first murder of 2017 in Cambridge occurred on October 14th when Ednilson DaCosta, 28, of Dorchester, was shot in a vehicle on Windsor Street in Cambridge. He was transported to an area hospital where he was pronounced. Shortly after, a second fatal shooting occurred in Somerville. Kevin Raymond, 20, of Somerville, was shot in a parking lot. On November 3rd, Tony Harris, 28, of Everett was arrested for Raymond's murder. The murder of Ednilson DaCosta remains under investigation.
-
- **There were two murders reported in Cambridge in 2016. Both of the 2016 murder cases remain under investigation.**
 - On June 25th of 2016, the Cambridge Police responded to a report of a shooting outside of 140 Harvard Street. Officers discovered the victim, Anthony Clay, 49, of Cambridge suffering from a gunshot wound. The victim was transported to Massachusetts General Hospital where he was pronounced.
 - On the night of March 22nd Armando Hernandez Jr., 30, of Belmont was killed by gunfire on Mt. Auburn St. just before 10 PM. Area residents said they heard 10 or 11 gunshots. A second victim was hospitalized with a leg wound.

Percent Change*

Last 4 Weeks

Previous Year

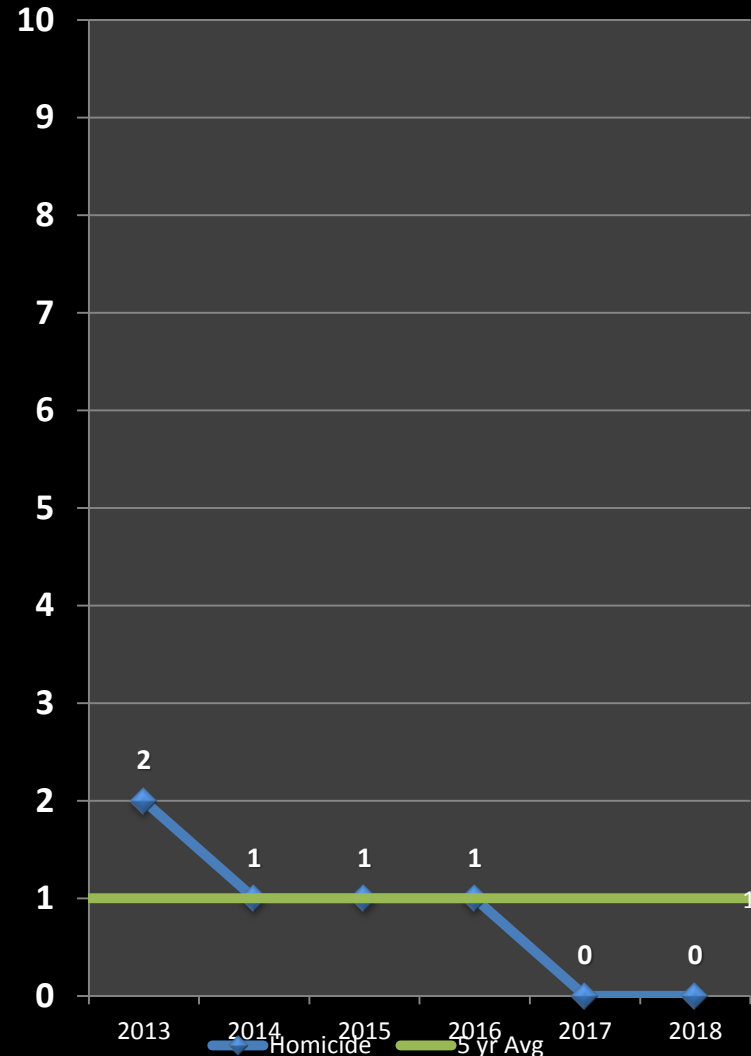
5-Year Average

In-Calc

In-Calc

In-Calc

*IN -CAL: Percentages are not calculated for numbers so small as to present a statistically misleading percentage.





Characteristics of Murder in Cambridge

For the 30-year period between 1960 and 1989, the City of Cambridge averaged slightly less than five murders per year. The annual average since 1990 has fallen to approximately two per year. Trend analysis over recent years points to two recurring murder scenarios in Cambridge: domestic murder, in which one family member is brutally killed by another in a homicidal rage, and the murder of young males by a handgun or knife in acts of retaliatory street violence.

Cambridge Murder Statistics, 1990-2017

- 60 people murdered in 55 incidents (in 4 of the incidents, 2 or more people were killed)
- 41 victims were male (average age of 34)
- 19 victims were female (average age of 41)
- Most common weapons: handguns (29 incidents) and knives (13 incidents)
- 18 of the 55 cases are still under investigation or remain unsolved
- 25 of the 34 cases since 2000 have been cleared by arrest or by the death of the suspect, including all three murders in both 2013 and 2015, and one of the two murders in 2014 and 2017. There have been no arrests in the two murders in 2016.



Unsolved Murders: 1999 to 2017

Colin Burton, 30, of Dorchester, was shot and killed outside of Hi - Fi Pizza on Mass Ave in Central Square on September 18th, 1999. Burton was talking with the occupants of a Ford Explorer when the subject in the passenger seat fired through the window. Two suspects fled the scene. The case remains under active investigation.



September 18, 1999, Mass Ave



April 5, 2002, Mass Ave

Ian Gray, 19, of Mattapan, was in an argument outside of the Rhythm & Spice restaurant that spilled out onto Mass Ave. A suspect that had left the scene returned with a group of people and a fight ensued. A knife was produced during the altercation and four gunshots were fired, fatally wounding Gray. This case remains open.

On June 17th, 2002 at 7:00PM, **Ricardo Williams**, 27, of Malden, was found in the driver's seat of a motor vehicle suffering from a gunshot wound to his face. Williams was taken to CCH where he was pronounced dead. This case remains open.



June 17, 2002, Windsor St.

Anyone with information about these crimes is asked to contact CPD at 617-349-3370.



Unsolved Murders: 1999 to 2017

Cambridge Police BridgeStat

Jason Ellcock, 33, of Malden, formerly of Cambridge and father of three, was found with multiple gunshot wounds in front of the driveway to 364 Rindge Ave at 3:05 AM on the night of June 16th, 2009. He was pronounced dead at the scene. This incident remains under investigation.



June 16, 2009, Rindge Ave



March 12, 2011, Brookline St.

James Lauture, 30, of Cambridge, was sitting in a vehicle near Brookline and Watson Streets just after midnight on Saturday, March 12th, 2011, when an unknown gunman opened fire. The occupants in the car were able to drive to Central Square. Lauture died from multiple gunshot wounds. The other man in the vehicle survived. This case remains open.

On June 3rd, 2012, **Charlene Holmes**, 16, of Cambridge, was shot while sitting on a porch on Willow St. She later succumbed to her wounds at the hospital. The investigation into this incident remains active, but no arrests have been made to date.



June 3, 2012, Willow St



July 3, 2014, Windsor Street.

On July 3rd, 2014, at 10:00 PM, **Kensley David**, 22, suffered a single gunshot wound to the head while on Windsor Street. Investigators believe that the incident was not random. This case remains under investigation.

Anyone with information about these crimes is asked to contact CPD at 617-349-3370.



Unsolved Murders: 1999 to 2017

Cambridge Police BridgeStat

The first murder of 2016 in Cambridge occurred on the night of March 22nd when **Armando Hernandez Jr**, 30, of Belmont was killed by gunfire on Mt. Auburn St just before 10 PM. Area residents said they heard 10 or 11 gunshots. A second victim was hospitalized with a leg wound. This case remains under investigation.



March 22, 2016, Mt Auburn St



June 25, 2016, 140 Harvard St.

On June 25th of 2016, Cambridge Police responded to a report of a shooting outside of 140 Harvard Street. Arriving officers discovered the victim, **Anthony Clay**, 49, of Cambridge suffering from a gunshot wound. The victim was transported to Massachusetts General Hospital where he was pronounced dead. This case remains under investigation.

At 3:40 a.m. on October 14, 2017, Ednilson DaCosta, 28, of Dorchester, was shot in a motor vehicle in the area of Windsor Street & Evereteze Way. He was pronounced deceased at a local hospital. Minutes later, another male was shot and killed in Somerville. On November 3, 2017, Tony Harris, 28, of Everett, was arrested for the Somerville homicide, but the murder of Ednilson DaCosta remains under investigation.



October 14, 2017, Windsor St.

Anyone with information about these crimes is asked to contact CPD at 617-349-3370.



RAPE

No Patterns

- After recording three rapes during the month of January, there was one rape reported in Cambridge in February, two in March and one in April of 2018. Two of the January rapes were classified as acquaintance incidents, the other as a contact scenario. The February rape was categorized as a domestic situation, the March incidents were classified as domestic and acquaintance scenarios. The April incident was classified as an acquaintance situation.
- The following is the final breakdown of Rape classifications in Cambridge for 2017: seven involving acquaintances, six contact situations and six domestic sexual assaults.
- Overview on Rape Statistics for the United States released by the FBI on September 30th 2017: There were an estimated 95,730 forcible rapes reported to law enforcement nationally in 2016. This estimate was 4.9% higher than the 2015 estimate, 12.4% higher than the 2012 estimate, and 3.9% higher than the 2007 estimate. The rate of forcible rapes in 2016 was estimated at 34.1 per 100,000 inhabitants.

Percent Change*

Last 4 Weeks

-50%

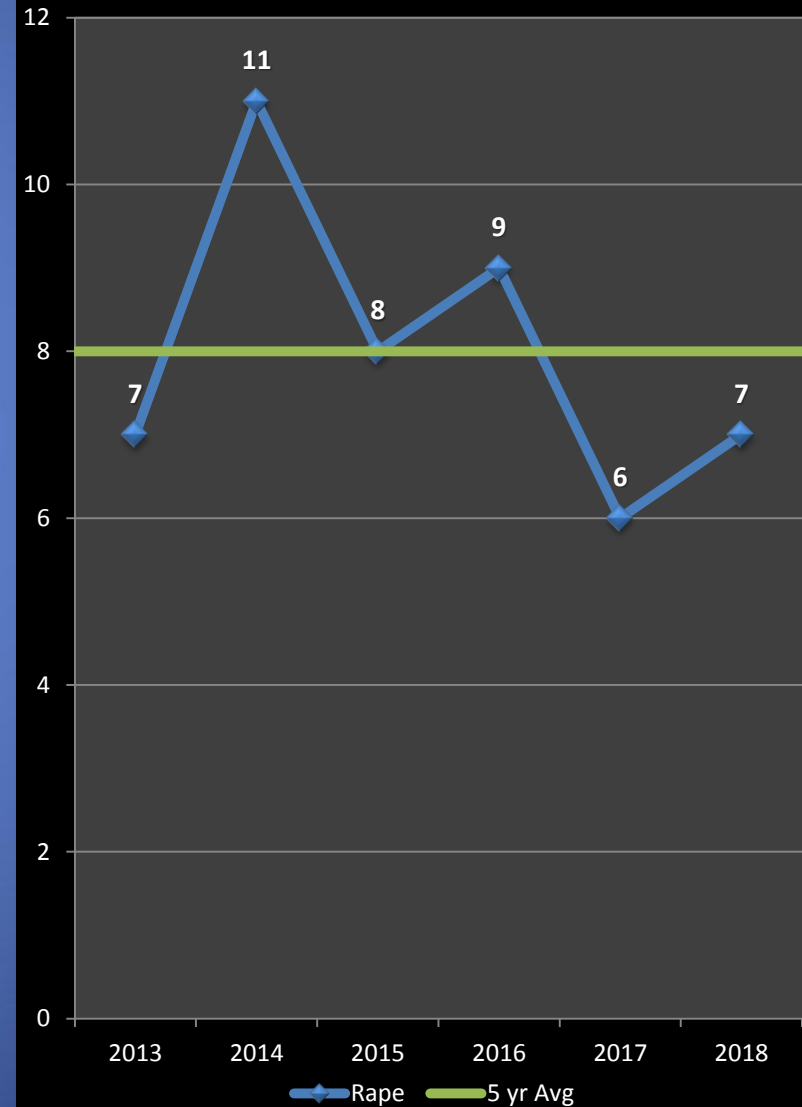
Previous Year

+17%

5-Year Average

-13%

*IN -CAL: Percentages are not calculated for numbers so small as to present a statistically misleading percentage.





AGGRAVATED ASSAULT

No Patterns

- There were five fewer aggravated assaults reported (-9%) when compared with the first 17 weeks in 2017. A similar decline of 11% was replicated for the five-year average as well, with six fewer incidents recorded below the 55 crimes forecasted for the first four months of the year.
- The 49 aggravated assaults reported so far in 2018 were composed of the following classifications: 5 fights among acquaintances; 12 unprovoked scenarios; 22 domestic altercations; 3 homeless disputes; 1 assault on a police officer; 5 road rage incidents; and a fight when a drug deal went awry. Major aggravated assault trends identified so far in 2018: domestic assaults and road rage incidents have been on the rise.
- There have been three incidents so far in 2018 where shots were confirmed fired. The first two were on January 31st at the intersection of Cherry and School Streets where four shell casings were found and on March 31st again at Cherry & School Streets with four casings discovered. In the third incident, following a ShotSpotter activation and a call to the Emergency Communications Department, Cambridge Police responded to Columbia Street on April 16th at approximately 1:38 a.m. for a report of multiple gunshots. Cambridge Police canvassed the area and were able to locate three shell casings in the 100 block of Columbia Street on the sidewalk. There are currently no reported injuries or victims. All three cases remain under investigation.

Percent Change

Last 4 Weeks

+10%

Previous Year

-9%

5-Year Average

-11%





Geographic Breakdown of Aggravated Assaults: 1.1.18 – 4.30.18

Cambridge Police BridgeStat

1.4.18 – Road Rage
Altercation between plow driver and motorist

Major aggravated assault trends identified so far in 2018: domestic assaults now accounting for 45% of all incidents and road rage altercations have been on the rise.

Three incidents so far in 2018 where shots were confirmed fired. Two at the intersection of Cherry and School St - First on January 31st where four shell casings were found & again on March 31st where four shell casings were also recovered. Four shell casings were also found in the 100 block of Columbia Street after shots were fired on April 16th. All three cases remain under investigation.

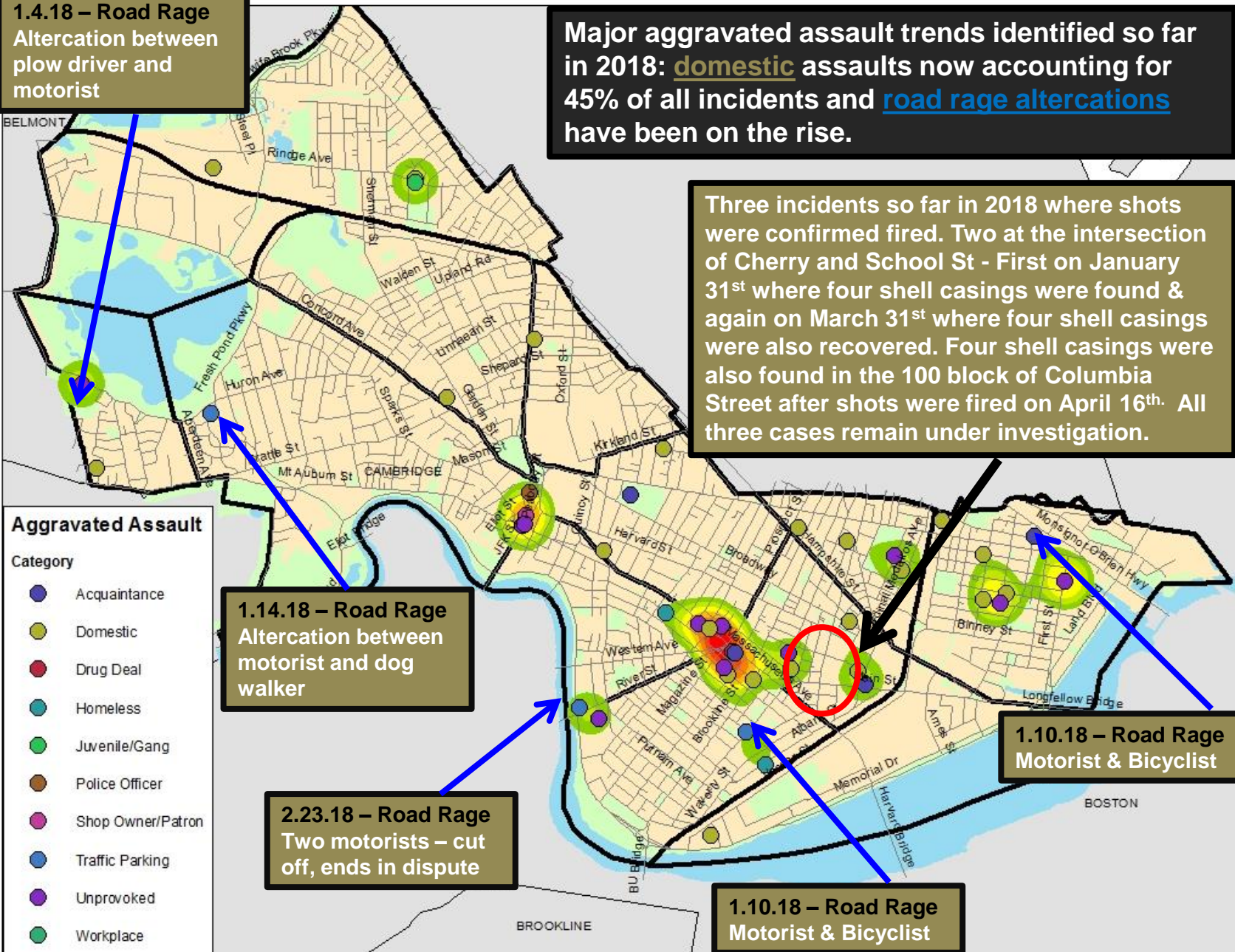
- Aggravated Assault**
- Category
- Acquaintance
 - Domestic
 - Drug Deal
 - Homeless
 - Juvenile/Gang
 - Police Officer
 - Shop Owner/Patron
 - Traffic Parking
 - Unprovoked
 - Workplace

1.14.18 – Road Rage
Altercation between motorist and dog walker

2.23.18 – Road Rage
Two motorists – cut off, ends in dispute

1.10.18 – Road Rage
Motorist & Bicyclist

1.10.18 – Road Rage
Motorist & Bicyclist





ROBBERY

No Patterns

- The 5-year average for overall robbery in Cambridge for the first four months of the year is 24 incidents. Through the first 17 weeks of 2018, 19 robberies were recorded, which translates to a 21% decrease below the projected total and a 17% decline when measured against the same time frame in 2017.
- Only nine scattered and unrelated street robberies were recorded over the first four months of 2018. An analysis of the final street robbery totals for 2017 shows that 65 incidents were tallied, revealing a 12% increase over 2016. The Crime Analysis Unit did not identify any street robbery patterns in Cambridge in 2017.
- There have been ten commercial robberies in the first four months of 2018, with six occurring during the last two weeks of January.
- Cambridge Police were monitoring two series involving convenience store robberies. One pattern involved a male in a leather jacket with a silver handgun between 7PM and 10PM. There is another pattern associated with a male in a black jacket and mask with a knife who hits on Saturday nights. Both series have been inactive in Cambridge since the 3rd of February.

Percent Change

Last 4 Weeks

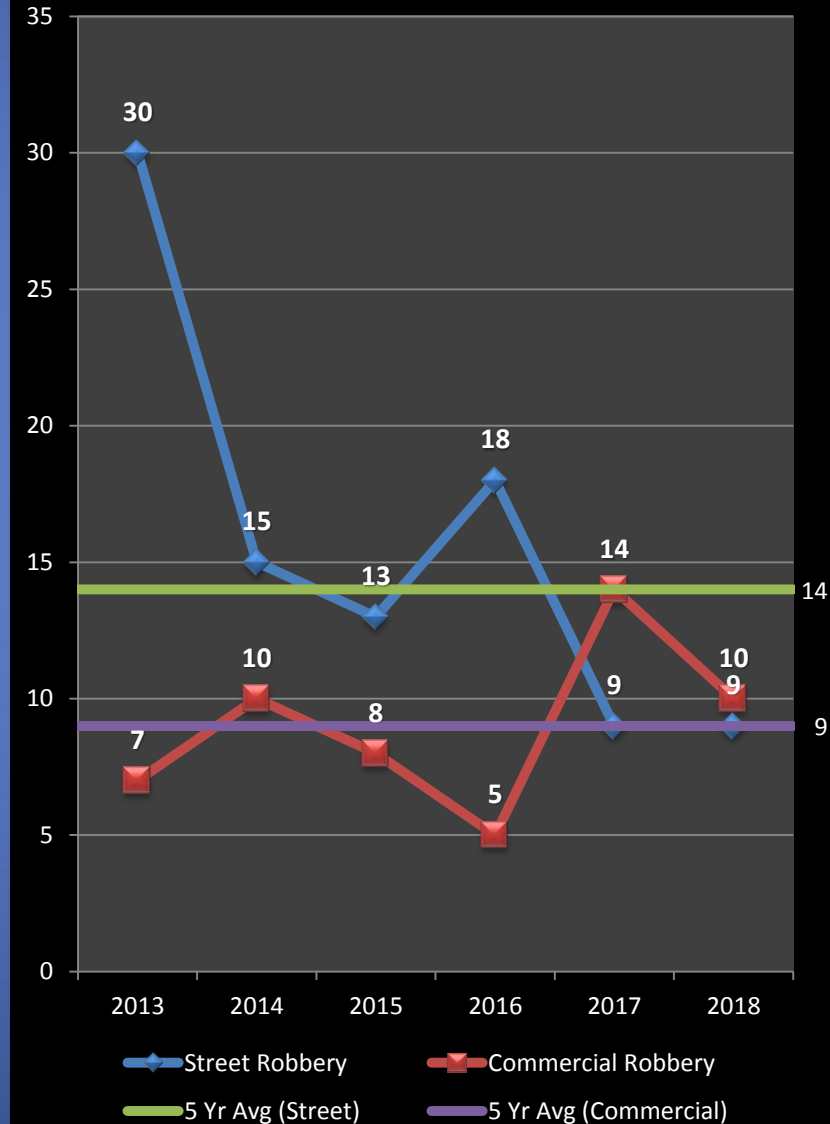
+150%

Previous Year

-17%

5-Year Average

-21%





Geographic Breakdown of Commercial Robberies: 1.1.18 – 4.30.18

Cambridge Police BridgeStat

Convenience Store robbery on Mass Ave 1.22.18 at 11:15PM – unarmed suspect rifled register



Convenience Store robbery on Mass Ave 1.17.18 at 9:35PM and on 1.31.18 at 8PM on Cambridge St. – masked suspect brandished a silver handgun

There have been ten commercial robberies in the first four months of 2018, with six occurring during the last two weeks of January. Cambridge Police are monitoring two series involving convenience store robberies. Both series have been inactive in Cambridge since the 3rd of February. Only two commercial robberies since in March 1st: one was a cab robbery on Norris Street on March 17 and the other was a bank robbery on 4.20.18 for which warrants have been issued.



Bank robbery in Harvard Square on 1.29.18 at 12:10PM – female with note. **Arrest**

Clothing / Retail robbery in Harvard Square on 1.19.18 at 8:45PM — shoplifting escalation



- Premise Type**
- Bank
 - Convenience Store
 - Liquor Store
 - Retail Other

Bank robbery in Harvard Square on 4.20.18 at 5.50PM – male with note. **Warrants**

Retail robbery in Central Square on 1.28.18 at 2:10PM- shoplifting escalation

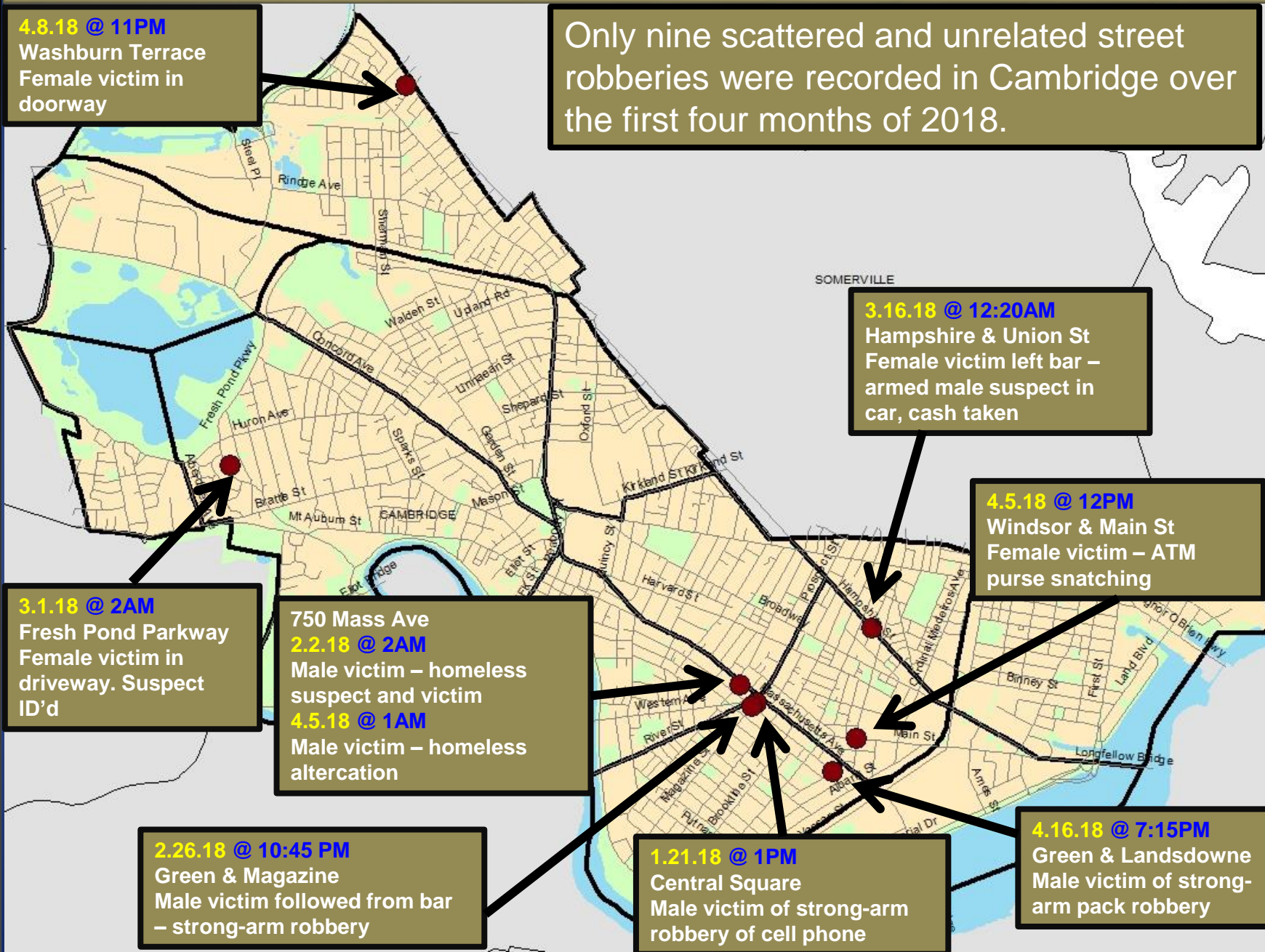
Liquor Store robbery on Cambridge Street on 1.27.18 at 8:05PM, and **Convenience store** on Leighton St on 2.3.18 at 6:40PM- single male, masked with a large knife



Geographic Breakdown of Street Robberies: 1.1.18 – 4.30.18

Cambridge Police BridgeStat

Only nine scattered and unrelated street robberies were recorded in Cambridge over the first four months of 2018.





Burglary

Possible Patterns Emerging

- The property index crime of burglary, the combination of residential and commercial breaks, has recorded a substantial decline of 29% below the five-year average for the first four months with 30 fewer incidents reported below the projected total of 105 breaks, and has slipped downward 26% when measured with last year's total for the first 17 weeks of the year, with 27 fewer crimes registered.
- Housebreaks crashed from 88 incidents in the first four months of 2017 to 60 (-32%) through April 30th of 2018. When measured against the five-year average for housebreaks, there has been a 29% decrease with 24 fewer incidents recorded than the 84 forecasted for the first 17 weeks of the year.
- The Crime Analysis Unit is monitoring two emerging series of housebreaks that materialized during April. Patrol units in and around the neighborhoods of Central Square are giving extra attention to a clustering of smashed window entries between 3AM and 5AM with laptops the target of the thieves. In the other series, since mid to late April there has been an increase in daytime breaks with forced front doors around Donnelly Field, targeting electronics and jewelry.

Percent Change

Last 4 Weeks

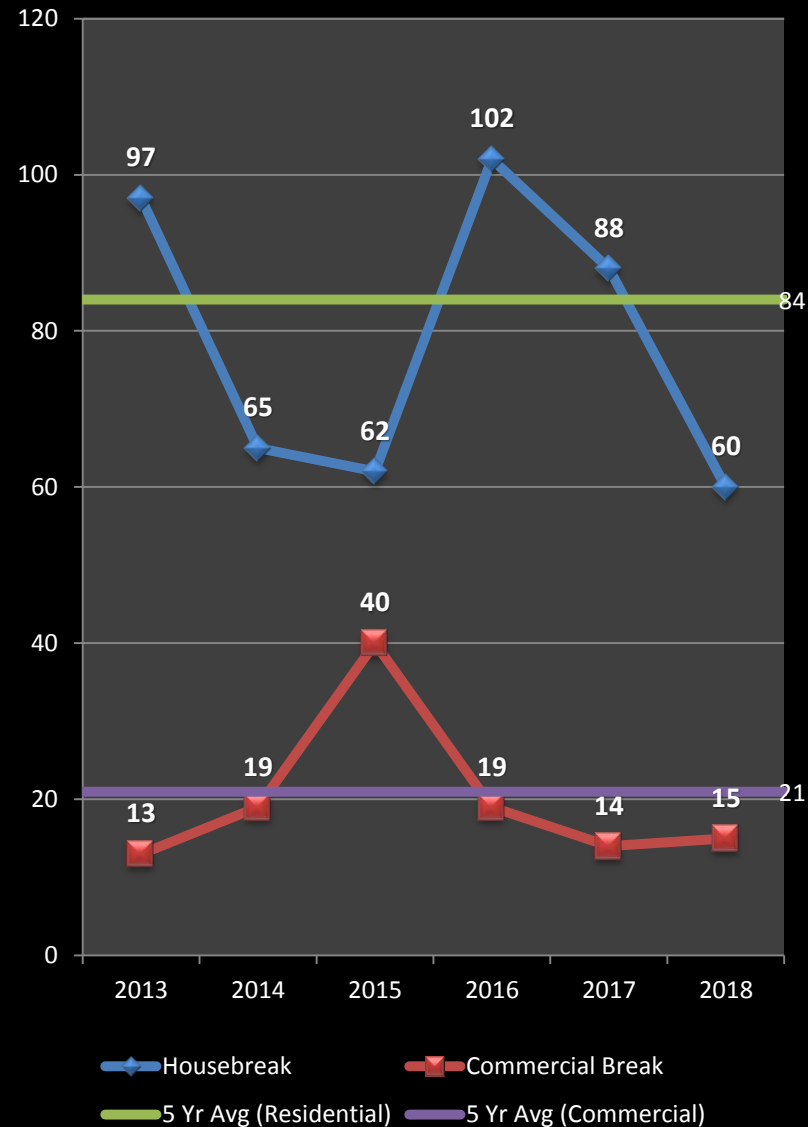
+43%

Previous Year

-26%

5-Year Average

-29%





Geographic Breakdown of Housebreaks: 1.1.18 – 4.30.18

Cambridge Police BridgeStat

Peabody – two housebreaks- professional incident on Arlington border in late January – other incident was late in 2017.

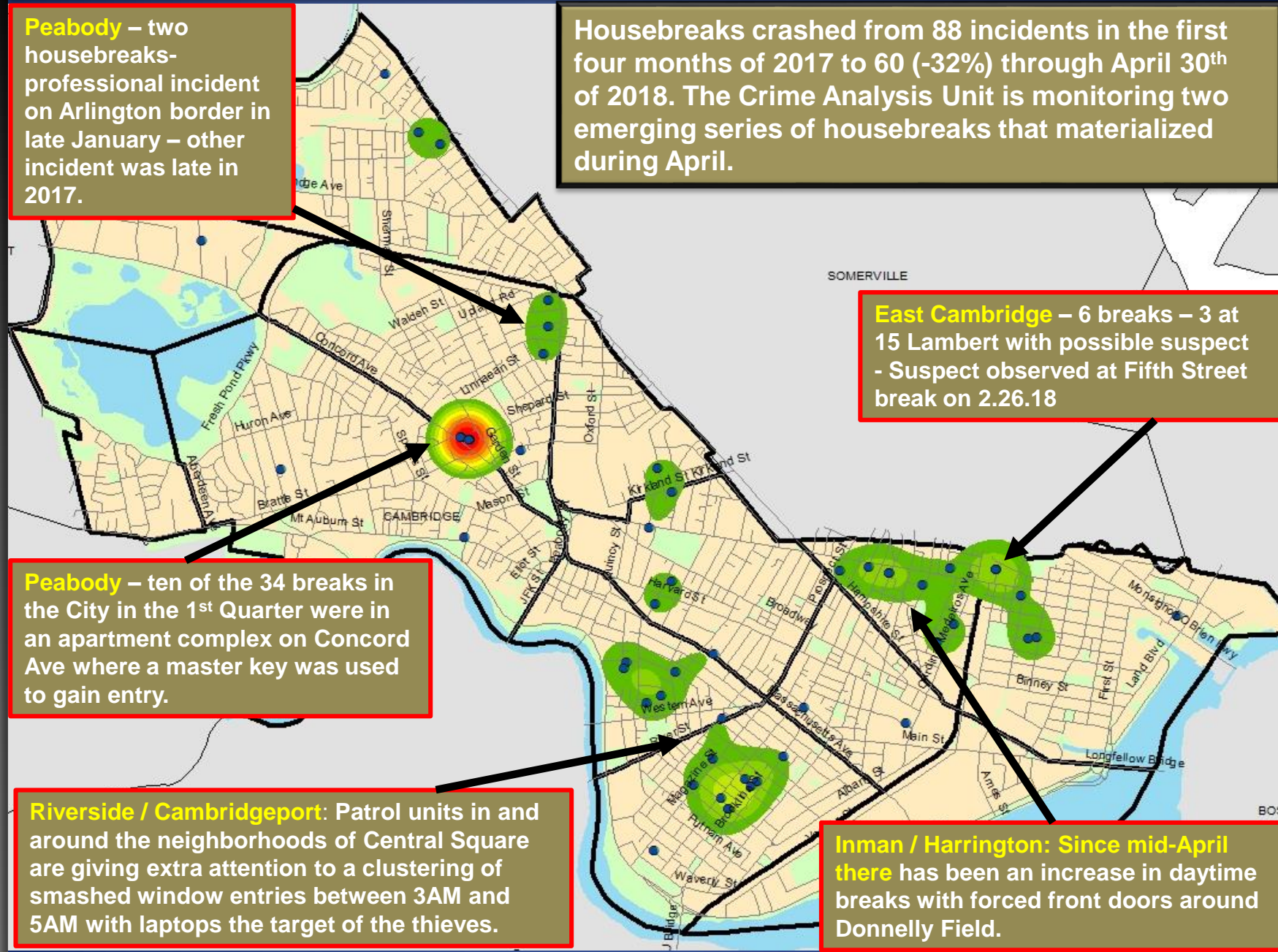
Housebreaks crashed from 88 incidents in the first four months of 2017 to 60 (-32%) through April 30th of 2018. The Crime Analysis Unit is monitoring two emerging series of housebreaks that materialized during April.

East Cambridge – 6 breaks – 3 at 15 Lambert with possible suspect - Suspect observed at Fifth Street break on 2.26.18

Peabody – ten of the 34 breaks in the City in the 1st Quarter were in an apartment complex on Concord Ave where a master key was used to gain entry.

Riverside / Cambridgeport: Patrol units in and around the neighborhoods of Central Square are giving extra attention to a clustering of smashed window entries between 3AM and 5AM with laptops the target of the thieves.

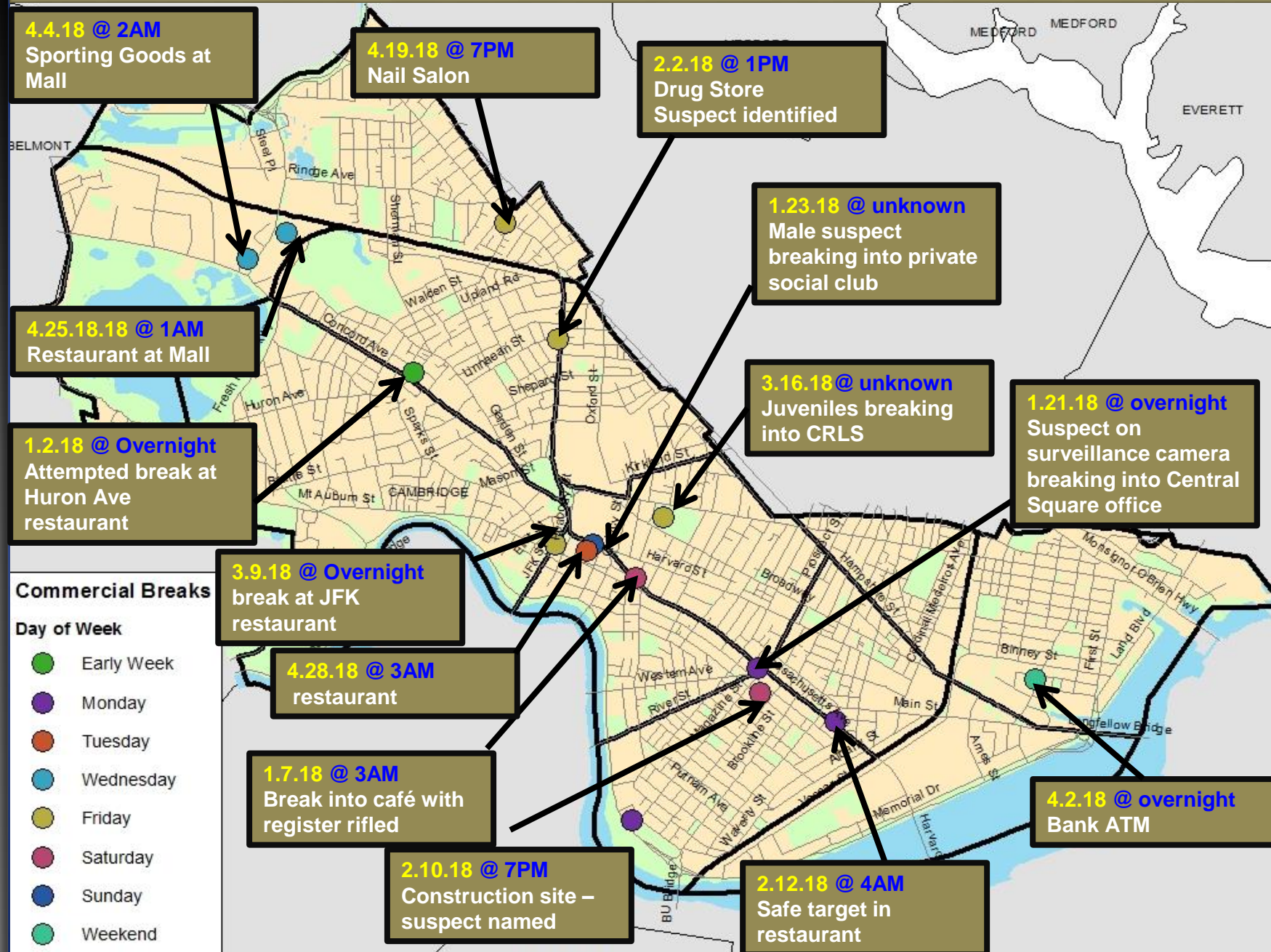
Inman / Harrington: Since mid-April there has been an increase in daytime breaks with forced front doors around Donnelly Field.





Geographic Breakdown of Commercial Breaks: 1.1.18 – 4.30.18

Cambridge Police BridgeStat



Commercial Breaks

- Day of Week
- Early Week
 - Monday
 - Tuesday
 - Wednesday
 - Friday
 - Saturday
 - Sunday
 - Weekend



LARCENY

Possible Emerging Pattern

- **Overall larceny through April 30th of 2018 registered 2 incidents below the same time frame in 2017.** The total of 445 larcenies reported year-to-date in 2018 is 16% below the 5-year weighted average of 529 incidents through April 30th.
- **Through April of 2018, larcenies from motor vehicles are exactly even with the same time frame in 2017, with 65 incidents each.** However, this total is 45% below the 5-year average of 118. A series of late night, smashed-window car breaks began to emerge along the River St border between Cambridgeport and Riverside during April.
- **Larcenies from the person have continued in a downward fashion and currently measure at 45 through April 30th.** This is 18% below this time in 2017 (10 fewer incidents) and is 25% below the 5-year average of 60. Central Square has seen the most activity with 26 incidents, followed by Harvard Square with 7.
- **There have been 92 larcenies from buildings reported through April 30, 2018.** This represents an 8% drop (8 incidents) below the 100 reported in 2017 and a 17% decrease below the 5-year average of 111. There are no patterns or trends in the city at the present time.
- **Larcenies from residences ended 2017 with a decrease of 31%, but this trend reversed in 2018 with a 72% rise (+33 incidents) over last year's first four months.** Package thefts from doorsteps and lobbies have represented 59% of the thefts from residences in 2018 (47 of the 79). Cambridgeport and The Port have seen the most citywide with 11 each.
- **Larceny of bicycle numbers continue to remain low this year, with only 28 thefts reported through April 30th of 2018.** This is 3% below the 29 reported during this timeframe last year. The Port has seen the most so far this year with six.

Percent Change

Last 4 Weeks

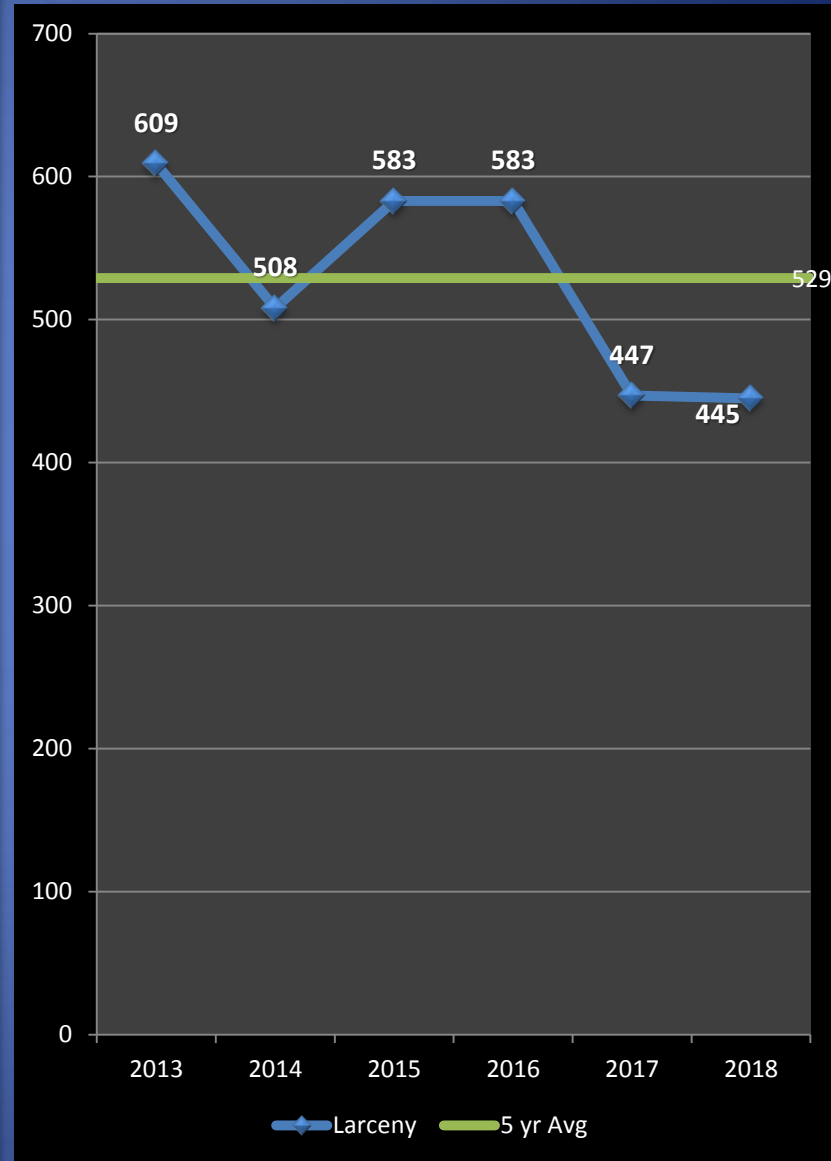
+12%

Previous Year

0%

5-Year Average

-16%





LARCENY From MV

Possible Emerging Pattern

- Larcenies from MVs registered even for the first four months of 2018 when compared with the same time period last year, with 65 incidents reported in both years. This property crime has declined 45% when measured against the five-year average, with 53 fewer incidents than the projected total of 118 thefts.
- Last year the Crime Analysis Unit labelled the 2017 January / February total of larcenies from motor vehicles in a non-snowstorm-affected period a stunningly low number for this crime type. That characterization was repeated this year with the total of 24 larcenies from motor vehicles during the first 8 weeks of 2018. Sporadic clustering of incidents in Cambridgeport and North Cambridge during March fueled the 12% increase for the 1st Quarter. Meanwhile, April saw a decline of one incident when compared with March.
- A prolific known offender has been the suspect in an emerging series of late night smash-and-grabs from vehicles on the periphery of Central Square over the final two weeks of April. The majority of these incidents have been clustering on the border of Cambridgeport and Riverside with River Street the demarcation line.

Percent Change

Last 4 Weeks

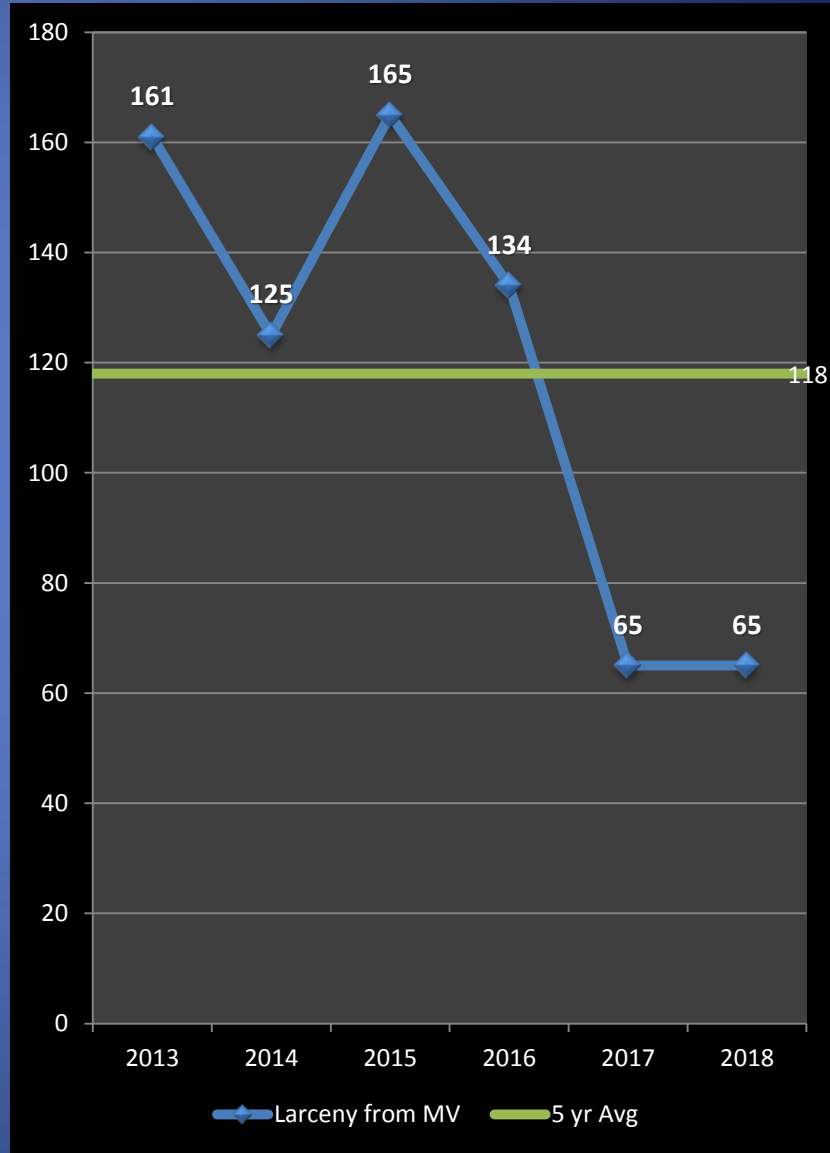
-5%

Previous Year

0%

5-Year Average

-45%

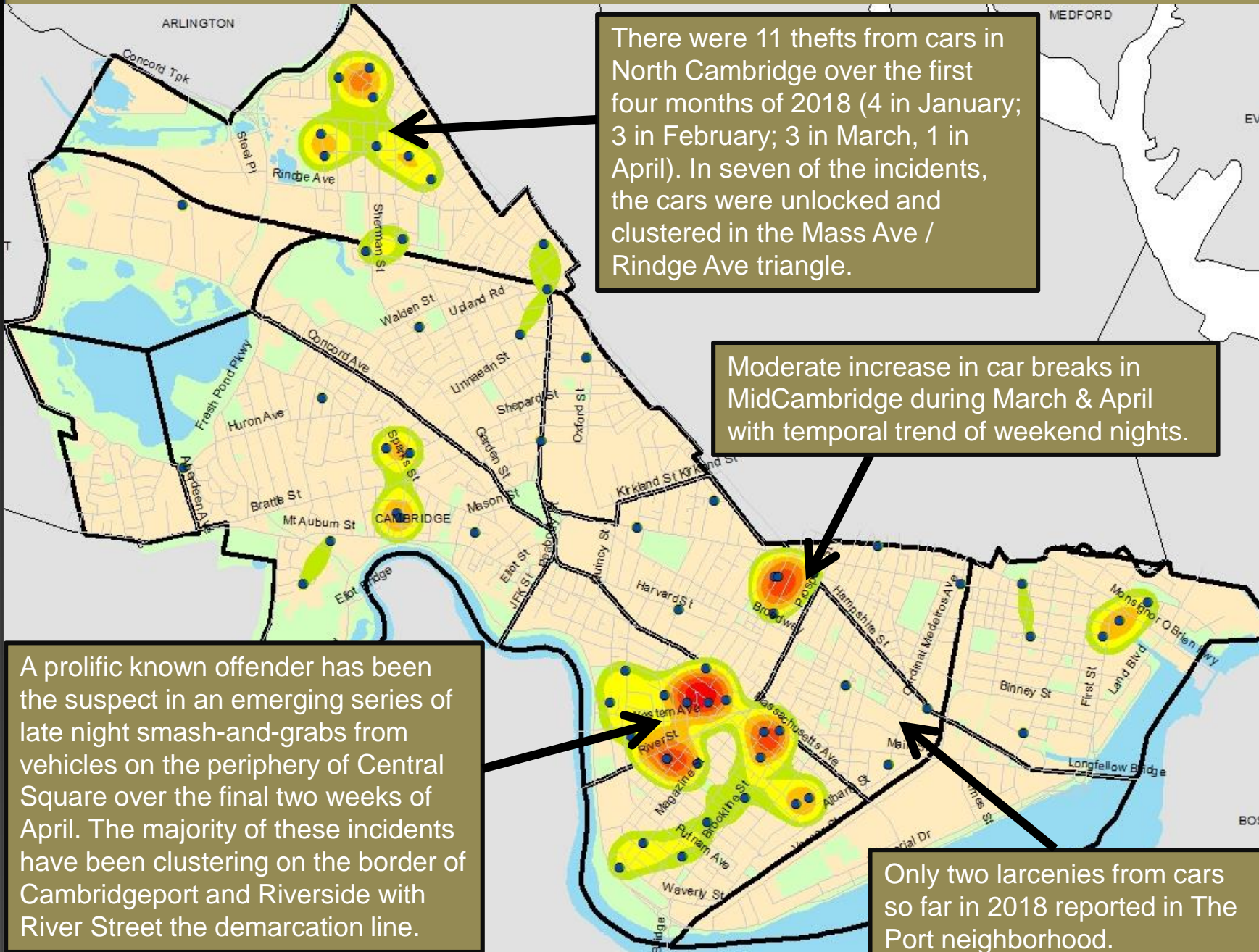




Geographic Breakdown of Larceny from Motor Vehicles: 1.1.18 – 4.30.18

Cambridge Police BridgeStat

April 2018



There were 11 thefts from cars in North Cambridge over the first four months of 2018 (4 in January; 3 in February; 3 in March, 1 in April). In seven of the incidents, the cars were unlocked and clustered in the Mass Ave / Rindge Ave triangle.

Moderate increase in car breaks in MidCambridge during March & April with temporal trend of weekend nights.

A prolific known offender has been the suspect in an emerging series of late night smash-and-grabs from vehicles on the periphery of Central Square over the final two weeks of April. The majority of these incidents have been clustering on the border of Cambridgeport and Riverside with River Street the demarcation line.

Only two larcenies from cars so far in 2018 reported in The Port neighborhood.



LARCENY: *from Person*

No Patterns

- After a variable year that eventually ended in an overall decrease in 2017, larcenies from the person through the first four months of 2018 have continued in a downward fashion and currently measure at 45 through April 30th. This is 18% below this time in 2017 (10 fewer incidents) and is 25% below the five-year average of 60.
- There was a slight increase from March to April with this crime type up by two in the last four weeks.
- Central Square has seen the most activity in 2018 with 26 incidents, followed by Harvard Square with seven and the Galleria/East Cambridge area with five.
- A majority of the incidents have spanned all categories: thefts from patrons while dining, grab and runs, pocket-picking incidents, and the theft of unattended items that victims left behind. The most common scenario for those in Central Square were thefts of unattended items (11) or pocket pickings (8). In March there was an uptick in reports at a specific retail location in the 500 block of Mass Ave in Central Square.
- Although no arrests have been made, a suspect has been identified in six incidents, five of which took place in Central Square.

Percent Change

Last 4 Weeks

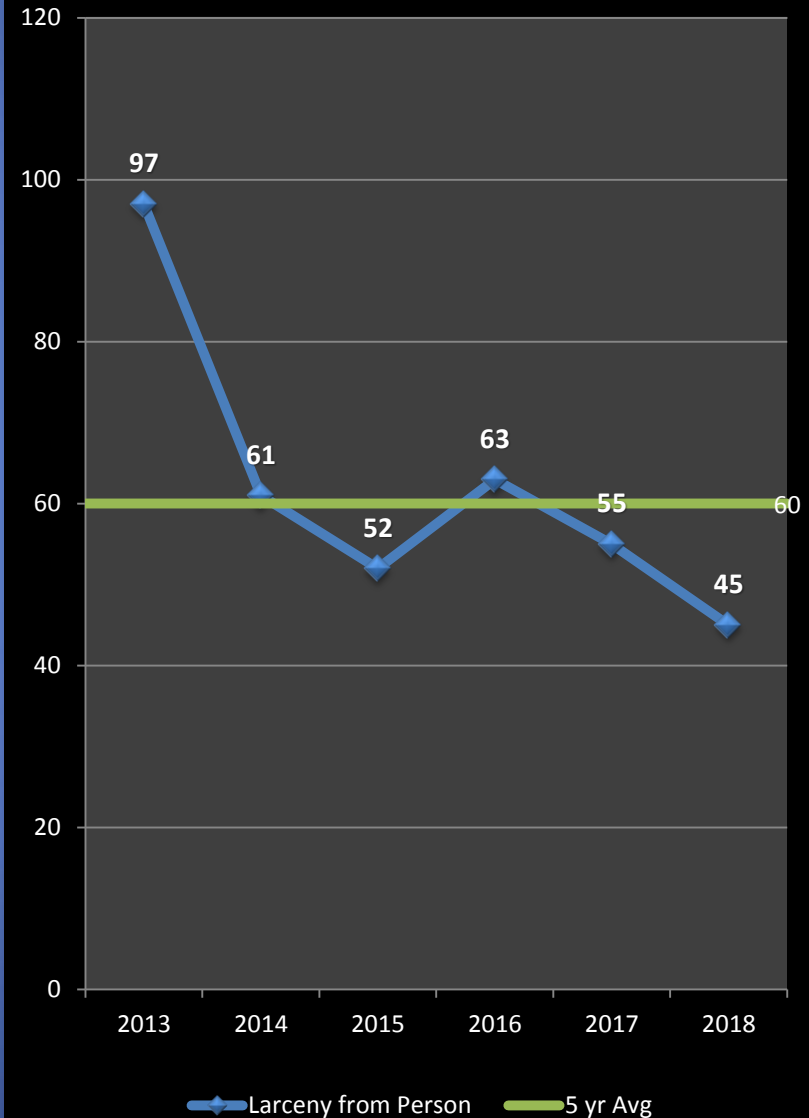
+18%

Previous Year

-18%

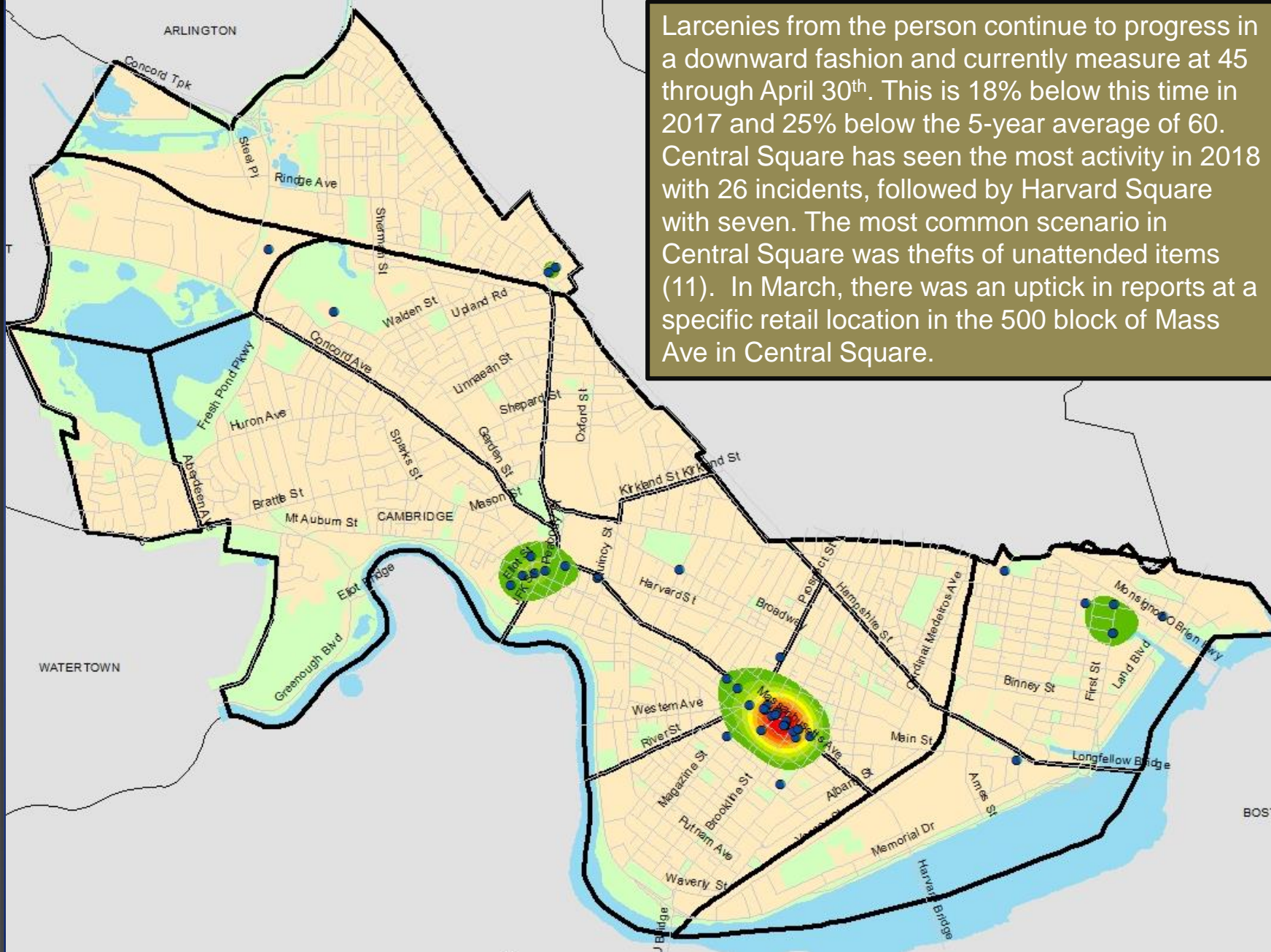
5-Year Average

-25%





Geographic Breakdown of Larceny from Persons: 1.1.18 – 4.30.18



Larcenies from the person continue to progress in a downward fashion and currently measure at 45 through April 30th. This is 18% below this time in 2017 and 25% below the 5-year average of 60. Central Square has seen the most activity in 2018 with 26 incidents, followed by Harvard Square with seven. The most common scenario in Central Square was thefts of unattended items (11). In March, there was an uptick in reports at a specific retail location in the 500 block of Mass Ave in Central Square.



LARCENY: of Bicycle

No Patterns

- Typically, very few bike thefts are reported in Cambridge during the cold winter months. This was perhaps more true than ever in January 2018, when only two bike thefts were reported. February and March experienced a few more with seven each and April recorded 12 thefts. This totals 28 thefts thus far in 2018, which is one incident (-3%) below the number reported through this time in 2017 and is also seven incidents (-20%) below the 5-year average of 35. The Port saw the most in April with four thefts.
- Of the 28 bike thefts reported so far this year, 19 were reportedly locked at the time of the theft.

Neighborhood	YTD Total	% Citywide
The Port	6	21%
Inman/Harrington, Riverside, Mid Cambridge, Peabody, Cambridgeport & North Cambridge	3 each	11% each
West Cambridge	2	7%
East Cambridge & MIT	1 each	4% each

Percent Change

Last 4 Weeks

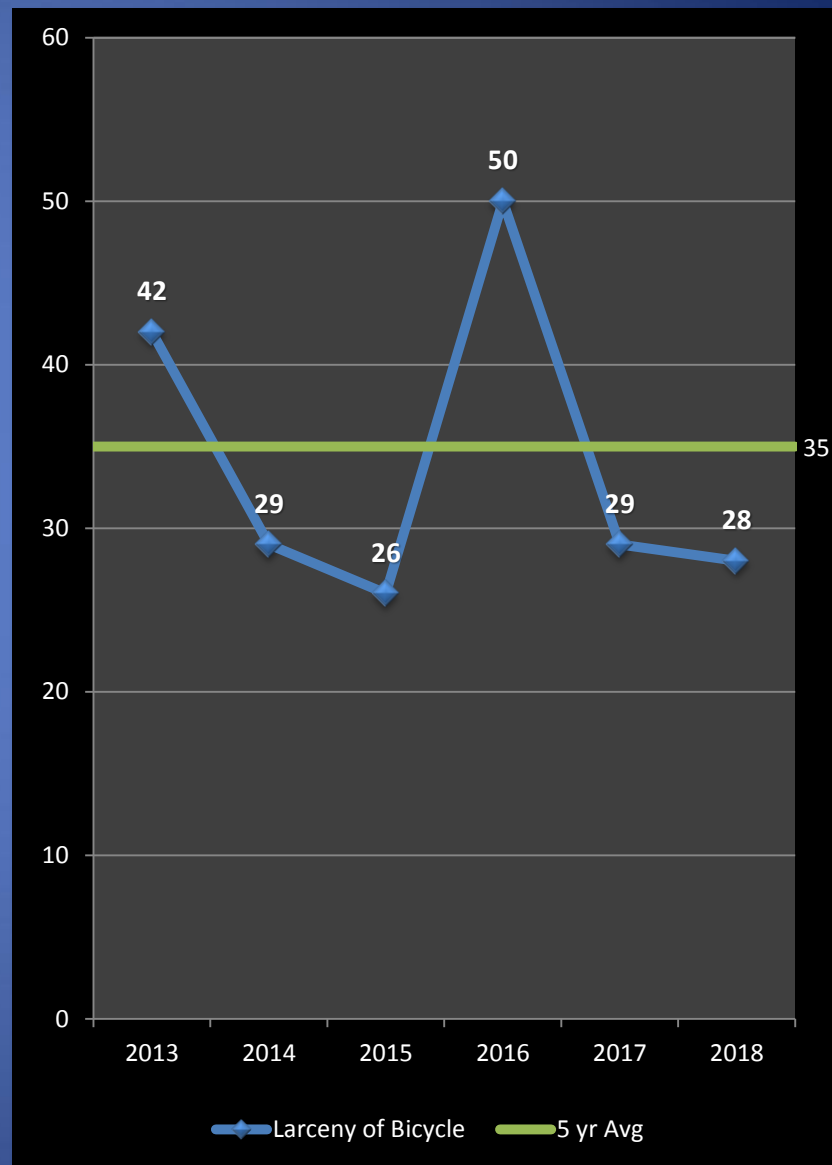
+200%

Previous Year

-3%

5-Year Average

-20%



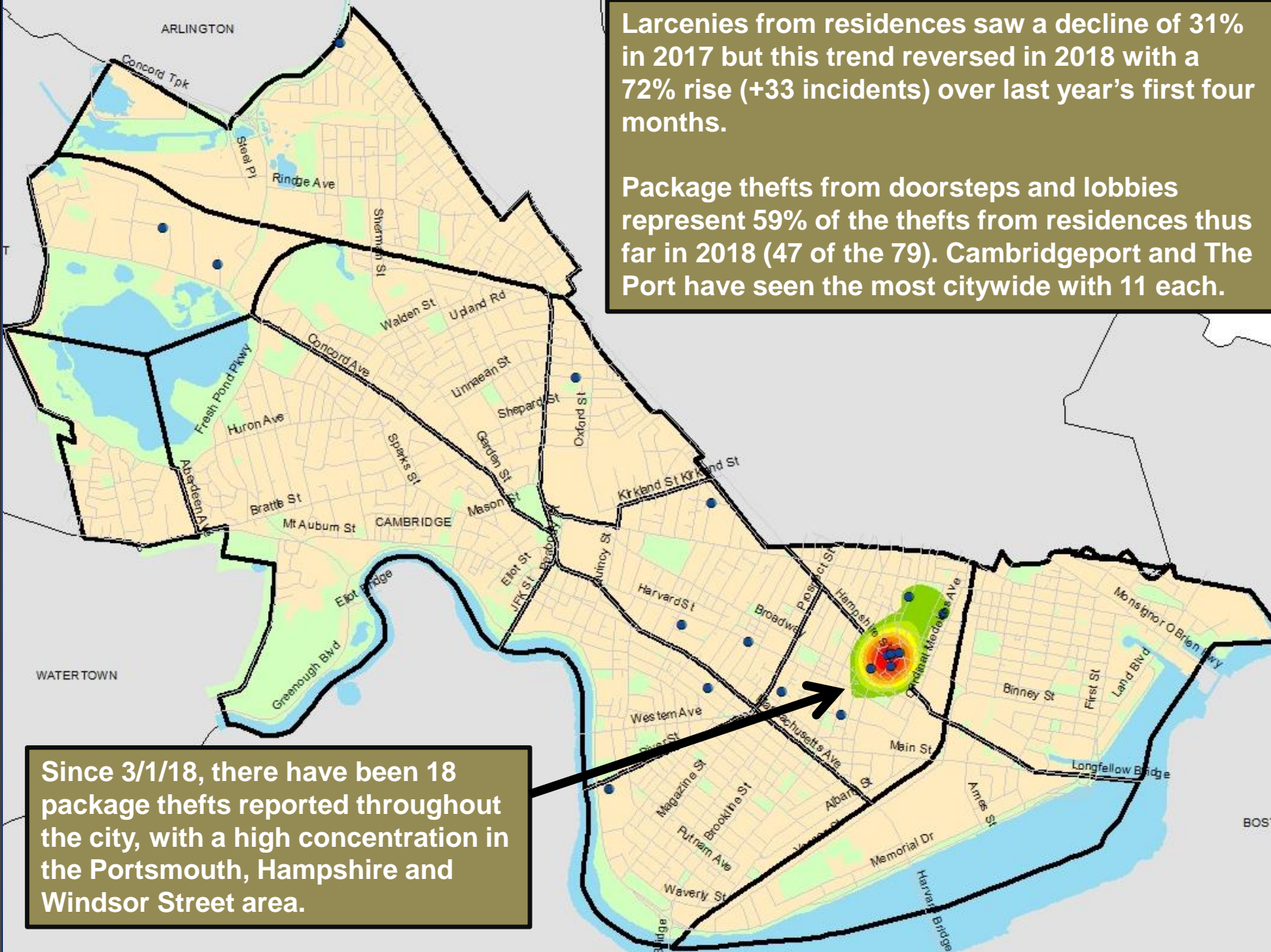


Geographic Breakdown of Package Thefts: 3.1.18 – 4.30.18

Cambridge Police BridgeStat

Larcenies from residences saw a decline of 31% in 2017 but this trend reversed in 2018 with a 72% rise (+33 incidents) over last year's first four months.

Package thefts from doorsteps and lobbies represent 59% of the thefts from residences thus far in 2018 (47 of the 79). Cambridgeport and The Port have seen the most citywide with 11 each.



Since 3/1/18, there have been 18 package thefts reported throughout the city, with a high concentration in the Portsmouth, Hampshire and Windsor Street area.



AUTO THEFT

No Patterns

- The projected five-year weighted average for auto thefts through the first four months of the year is 32 incidents. With 17 thefts reported thus far in 2018, we are 47% below the average and 43% (13 incidents) below the 30 reported during this time frame in 2017.
- There was a slight increase from March to April with this crime type up by two incidents in the last four weeks, with 5 reported in April.
- Notably, 5 of the 6 auto thefts reported in January 2018 involved vehicles that were rented from Hertz or Thrifty Rental Cars in West Cambridge and were never returned. This trend was expected to continue, but it seems to have ended as no similar incidents have been reported in Cambridge since January.
- The 17 auto thefts reported thus far in 2018 took place in: West Cambridge (6, all except one from rental car companies), East Cambridge (3), and all of the following with two each: Riverside, The Port, Inman Harrington, and North Cambridge.
- Eight of the stolen vehicles, or 47%, have been recovered to date.

Percent Change

Last 4 Weeks

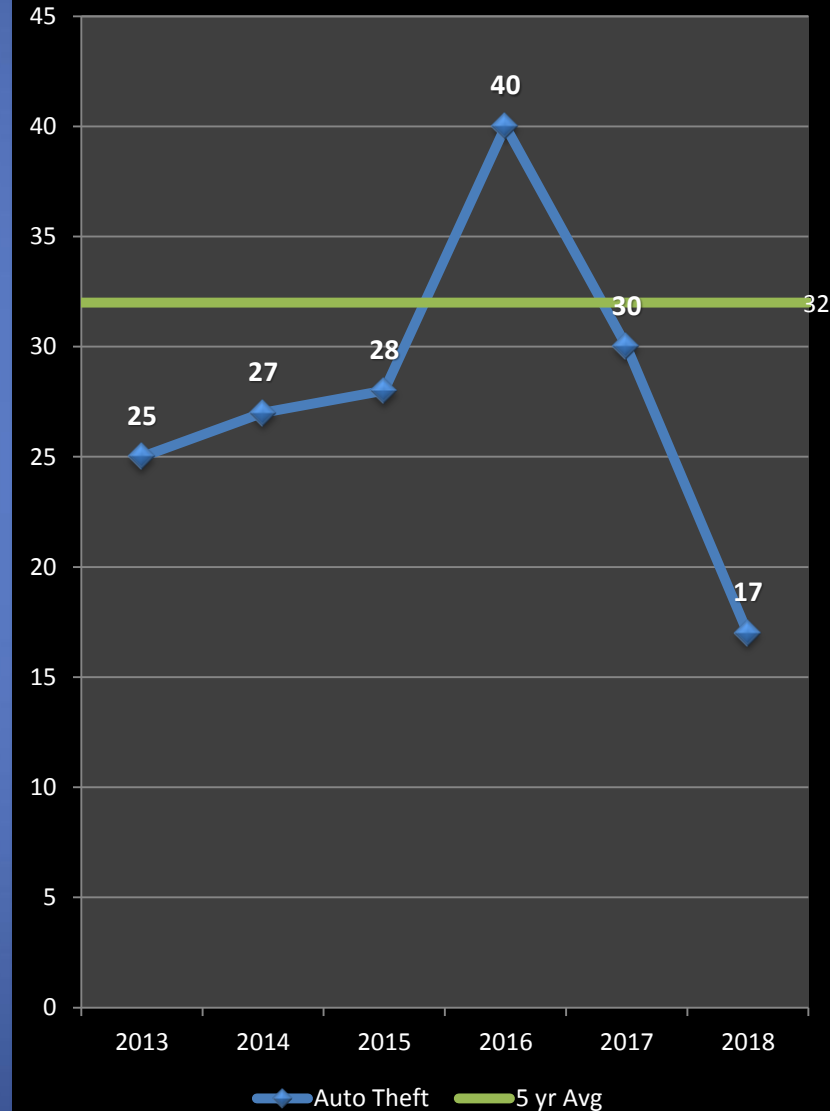
+67%

Previous Year

-43%

5-Year Average

-47%





Help Prevent Crime

And keep yourself informed!

To receive information from the CPD:

- Sign up with for the **Cambridge Alert Network**, to receive alerts about emerging crime patterns, neighborhood meetings, and crime prevention tips, by visiting www.CambridgeMa.gov/AlertNetwork.
- “Like” the Cambridge Police Department on Facebook at www.facebook.com/CambridgePolice
- Follow [@CambridgePolice](https://twitter.com/CambridgePolice) on Twitter.
- Visit our website at www.CambridgePolice.org for valuable information and reports including the Daily Log and BridgeStat, which is published on the first Friday of every month.
- Download our “MyPD” smartphone app at www.CambridgePolice.org/MyPD.

To Share Information with the CPD:

- Call our Non-Emergency Telephone Number at **617-349-3300**.
 - Every call for service generates a police response, so help drive our resources by reporting things that seem suspicious or out of the ordinary.
- Send an Anonymous TEXT-A-TIP:
 - Send an ANONYMOUS text message to **Tip411 (847411)**. Begin your message with Tip650 and then type your message. You will receive a response from the Cambridge Police with the option to continue communicating. Please remember that this is not a replacement for 9-1-1. **If you witness an emergency situation, please call 9-1-1 immediately.**
- Send an Anonymous Crime Tip E-Mail at www.CambridgePolice.org/Tips



Questions?

- The complete 2016 Cambridge Police Annual Crime Report is available on our website at www.CambridgePolice.org.
- The 2017 Annual Crime Report will be released this spring.
- We welcome all questions, comments, and suggestions.
- Please direct your feedback to: BridgeStat@CambridgePolice.org.
- To review previous editions of BridgeStat, visit our website at www.CambridgePolice.org/BridgeStat.