



Cambridge Police Department BridgeStat

August 2011



What is BridgeStat?

BridgeStat is a multi-layered, dynamic, intelligence-based approach to crime reduction, quality of life improvement, and personnel and resource management based on four distinct principles – accurate and timely intelligence, effective tactics, rapid deployment, and relentless follow-up and assessment. At the core of our approach is a philosophy that fosters teamwork and creative problem solving. Police personnel hold bi-weekly meetings to devise strategies and tactics to solve problems, reduce crime, and ultimately improve quality of life in our community.

Through BridgeStat, the Cambridge Police Department produces a monthly public report to the community on current police priorities in terms of crime, traffic, community concerns, and disorder issues in the city. This is made available on the Cambridge Police Department's website at www.CambridgePolice.org/BridgeStat on the first Friday of each month.

Beginning iterations of BridgeStat included information relating to historical trends, a breakdown of crimes by type, strategies CPD is deploying to deal with crime patterns that have been identified, and tips for how citizens can protect themselves and help reduce crime in Cambridge. Recent versions have included more advanced predictive analysis, with detailed information about future patterns police expect to see, as well as steps police and citizens can take to prevent these possible scenarios from emerging.



BridgeStat ADVISORY: Based upon ongoing analysis of the probability of future events, this strategic advisory indicator presents a ranking of ongoing criminal activity & disorder problems in the City.

**Actions
Required**

An active, ongoing pattern. - Events are occurring on a near predictable basis. The situation now requires immediate response rather than prevention.

● **Cambridgeport Riverside / Housebreaks – Late night / Early morning – there has not been an incident since 8/23/11 and several people were arrested on 9/1 in connection with some of the housebreaks.**

**BridgeStat
Watch**

A pattern or trend that has emerged and has a high probability of future events, but there is not enough data to predict future events. These items should be monitored on a daily basis for updates and revisions. If the series is upgraded, controlling strategies and tactics should be implemented.

● **Pattern Interdicted – West Cambridge – Evening Housebreaks – Saturation Patrol / Surveillance strategy – nothing since 8/5/11 – pattern may have resurfaced, similar suspect has been observed in West Cambridge**

● **Pattern Interdicted – West Cambridge – Larcenies from Motor Vehicles – overnight -Saturation Patrol / Surveillance strategy – appeared to have eradicated this series but with four new incidents in area since last week – monitoring of this area should be continued**

**Seasonal
Trend
Forecasts**

Collaborating on preventative strategies and tactics to prevent seasonal patterns and trends from reemerging in Cambridge

● **Housebreak Hot Spot Clusters in Cambridgeport and Riverside – Weekdays between noon and 4:00PM – Slight increase in activity over past two weeks**
● **Seasonal Forecasts for the Fourth Quarter are in progress.**



Part I Property Crime

Cambridge Police Compstat

	4 Week Snapshot				Year to Date				Five Year	
	7/5 - 8/1	8/2 - 8/29	Change		2010	2011	Change		Avg	Change
Burglary	65	54	-17%		264	355	34%		310	15%
Commercial Break	7	5	-29%		57	63	11%		65	-3%
Housebreak	58	49	-16%		207	292	41%		245	19%
Larceny	256	179	-30%		1671	1474	-12%		1706	-14%
Larceny (Misc)	2	0	-100%		12	22	83%		20	10%
Larceny from Building	30	17	-43%		235	266	13%		246	8%
Larceny from MV	68	55	-19%		518	367	-29%		603	-39%
Larceny from Person	31	16	-48%		223	177	-21%		216	-18%
Larceny from Residence	16	16	0%		118	133	13%		120	11%
Larceny of Bicycle	73	50	-32%		266	247	-7%		205	20%
Larceny of Plate	4	2	-50%		28	32	14%		32	0%
Larceny of Services	4	2	-50%		19	17	-11%		18	-6%
Shoplifting	28	21	-25%		252	213	-15%		247	-14%
Auto Theft	24	14	-42%		109	108	-1%		144	-25%
Total Property Crime	345	247	-28%		2044	1937	-5%		2159	-10%

August
2011



Part I Violent Crime

	<u>4 Week Snapshot</u>				<u>Year to Date</u>				<u>Five Year</u>	
	7/5 - 8/1	8/2 - 8/29	Change		2010	2011	Change		Avg	Change
Homicide	0	0	IN-CALC		0	1	IN-CALC		1	0%
Rape	2	1	-50%		24	19	-21%		21	-10%
Robbery	9	4	-56%		84	86	2%		100	-14%
Commercial Robbery	3	1	-67%		13	18	38%		17	6%
Street Robbery	6	3	-50%		71	68	-4%		82	-17%
Aggravated Assault	20	24	20%		165	164	-1%		168	-2%
Total Violent Crime	31	29	-6%		273	270	-1%		289	-7%



Part I Total Crime

	<u>4 Week Snapshot</u>				<u>Year to Date</u>				<u>Five Year</u>	
	7/5 - 8/1	8/2 - 8/29	Change		2010	2011	Change		Avg	Change
Total Violent Crime	31	29	-6%		273	270	-1%		289	-7%
Total Property Crime	345	247	-28%		2044	1937	-5%		2159	-10%
Total Part I Crime	376	276	-27%		2317	2207	-5%		2448	-10%



Crime in Cambridge: 1/1/11 to 8/29/11

- A dramatic decline of 100 incidents when compared with the previous 4 weeks has been the springboard for the crime rate in Cambridge to dive from 3% to a 5% drop in serious crime in 2011, and when measured against the 5-year weighted average, the Part 1 Index has fallen by 10%. The majority of this decrease in 2011 can be attributed to significant reductions in larcenies from motor vehicles and from the person.
- A detailed analysis of all statistics indicates that there were 107 fewer **property crimes recorded so far in** 2011 to record a **5% decrease** when compared with the first eight months of last year. **Property crimes** registered a **decline of 10%** when measured against the 5-year weighted average for a time span between 1/1/11 and 8/29/11. Over the first 8 months of 2011, there have been 3 less violent crimes reported in Cambridge, which translates to a 1% drop. When measured against the 5-year weighted average, violent crimes are 7% below the projected number of 289 for the first 35 weeks of the year.
- The decline of **larceny from motor vehicles at 39%** below the 5-year weighted average for this target crime continues to be the most positive indicator to report so far this year. There were **151 fewer thefts** from vehicles through 8/29/11 when compared with the same time period in 2010. **All property crimes were down when measured against the previous 4 weeks of this year.**



Crime in Cambridge: **4 week review**

Declining Violent Crimes:

Murder

Rape

Robbery

As in previous BridgeStat releases, **Murder, Rape, and Robbery** all recorded declines or no changes when measured against the previous 4-week snapshot. **Robbery** fell from 9 incidents to 4, with only 3 street robberies reported in Cambridge over the past month, an exceptionally low number for August in this City.

Declining Property Crimes:

Burglary

Larceny (all types)

Auto Theft

All property crimes registered significant reductions in Cambridge when compared with the previous four weeks. Burglary was down 17% with housebreaks dropping by 9 incidents and interdictions made in 2 active patterns in Cambridgeport and West Cambridge, Larceny from Motor Vehicles, Larceny from Persons continue their impressive declines for the year with 29 and 21 percent reductions respectively year to date. Auto Theft was down 42% when compared to the previous four weeks and will probably register a 50-year low number of thefts at the end of the year.

Increasing Violent Crimes: **Aggravated Assault**

Of the 7 index crimes, **Aggravated Assault was the only type to record an increase (+20%), four additional incidents** when measured against the previous 4 weeks. 9 of the 24 assaults in the past month were in Central Square. Due to the wide variety of circumstances surrounding these incidents, it is hard to pinpoint this increase in violent activity.



MURDER

No Patterns

Percent Change

Last 4 Weeks

0%

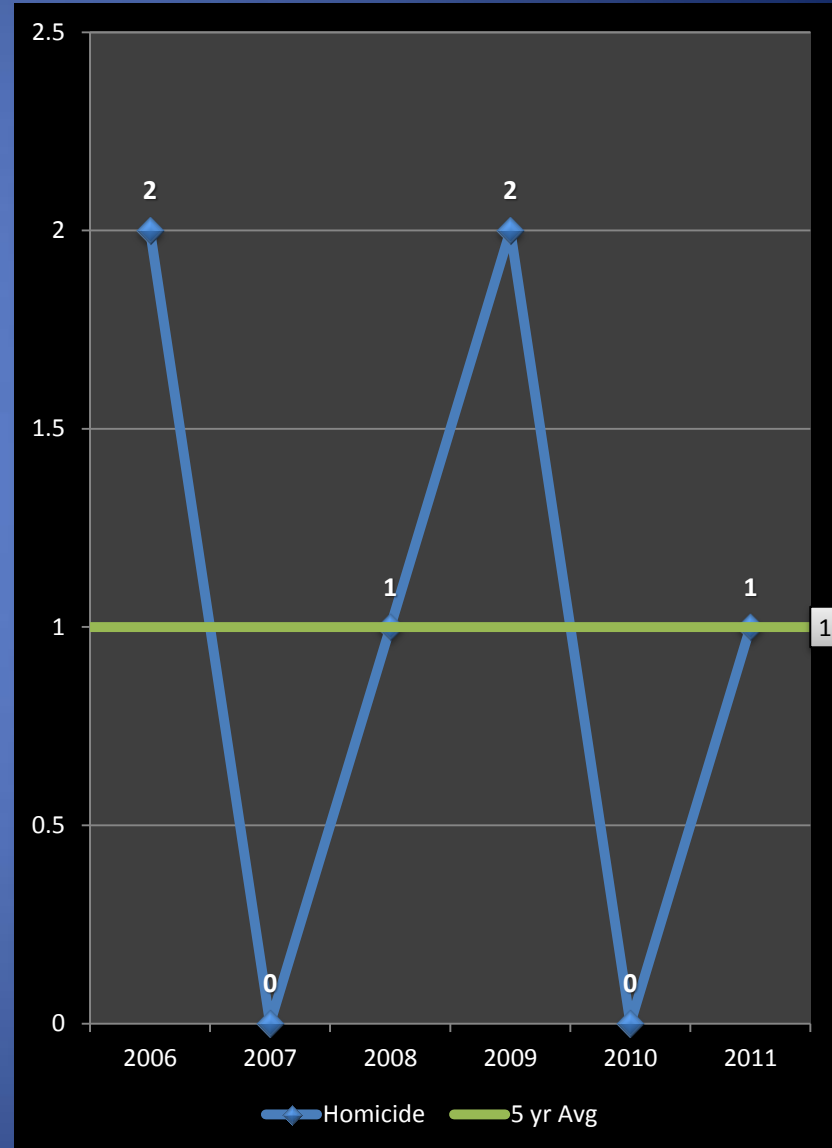
Previous Year

n/a

5 Year Average

0%

- No murders have been reported in Cambridge since the double shooting in Cambridgeport on the night of 3/12/11. In that incident, two victims were transported to area hospitals where 1 of the victims was pronounced dead. The other victim survived.
 - While no arrests have been made, authorities do not believe the shooting was a random incident. This investigation remains ongoing.
- There have been 5 murders that occurred during the month of September in Cambridge since 1990. The latest of these incidents was the unsolved murder of Colin Burton in Central Square on September 18th, 1999.





RAPE

No Patterns

Percent Change

Last 4 Weeks

-50%

Previous Year

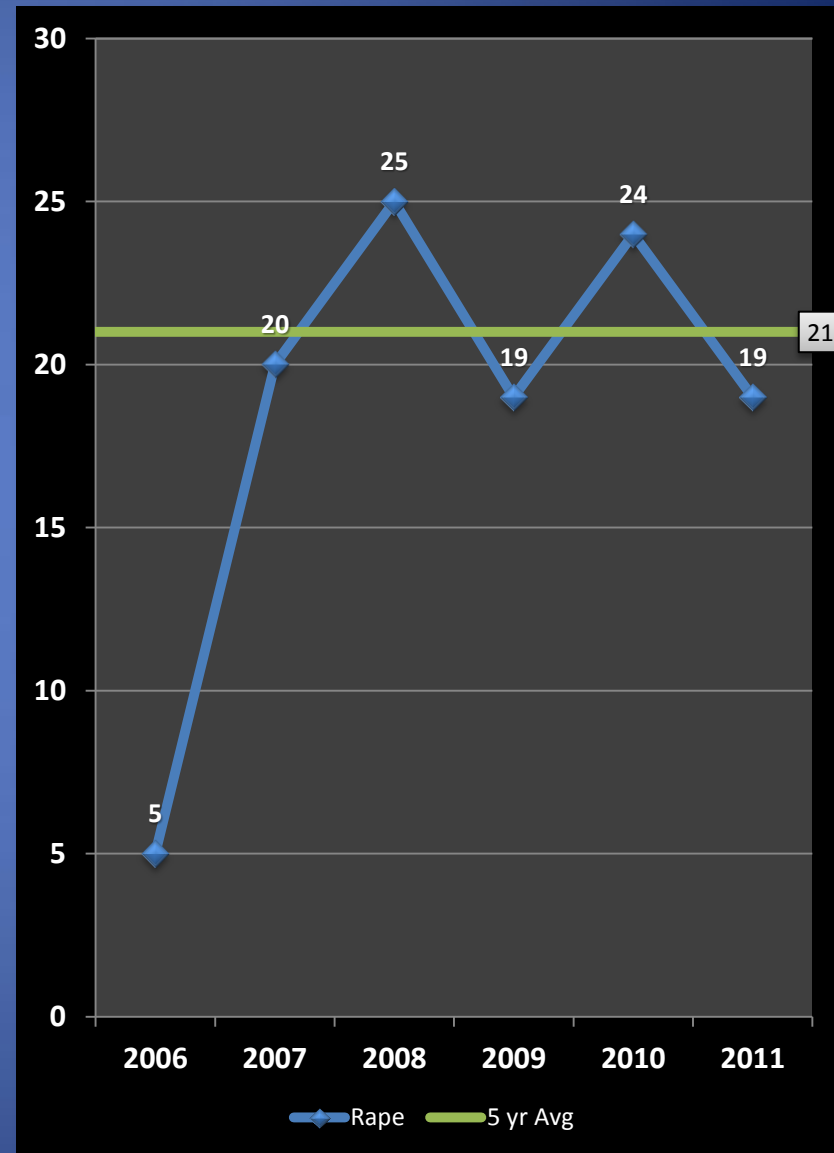
-21%

5 Year Average

-10%

- There were 19 sexual assaults reported between 1/1/11 and 8/29/11. The 3 sexual assaults this summer in Cambridge have all been classified as acquaintance rapes. **8 of the 18 incidents reported in 2011 actually occurred prior to this year.** 1 of the rapes is a past incident from the mid 1990s.
- **12 of the incidents involved acquaintances, 4 were domestic situations, 2 involved a contact scenario with the offender being someone the victim had met in a public place, and the 1 stranger-to-stranger rape was recorded on the night of 6/18/11.**
- **Cambridge residents should be aware that there is an ongoing pattern of late night sexual assaults on the Esplanade in Boston. This series of 4 incidents over the past 2 years remains under investigation.**

Suspect Composite





AGGRAVATED ASSAULT

No Patterns

Percent Change

Last 4 Weeks

+20%

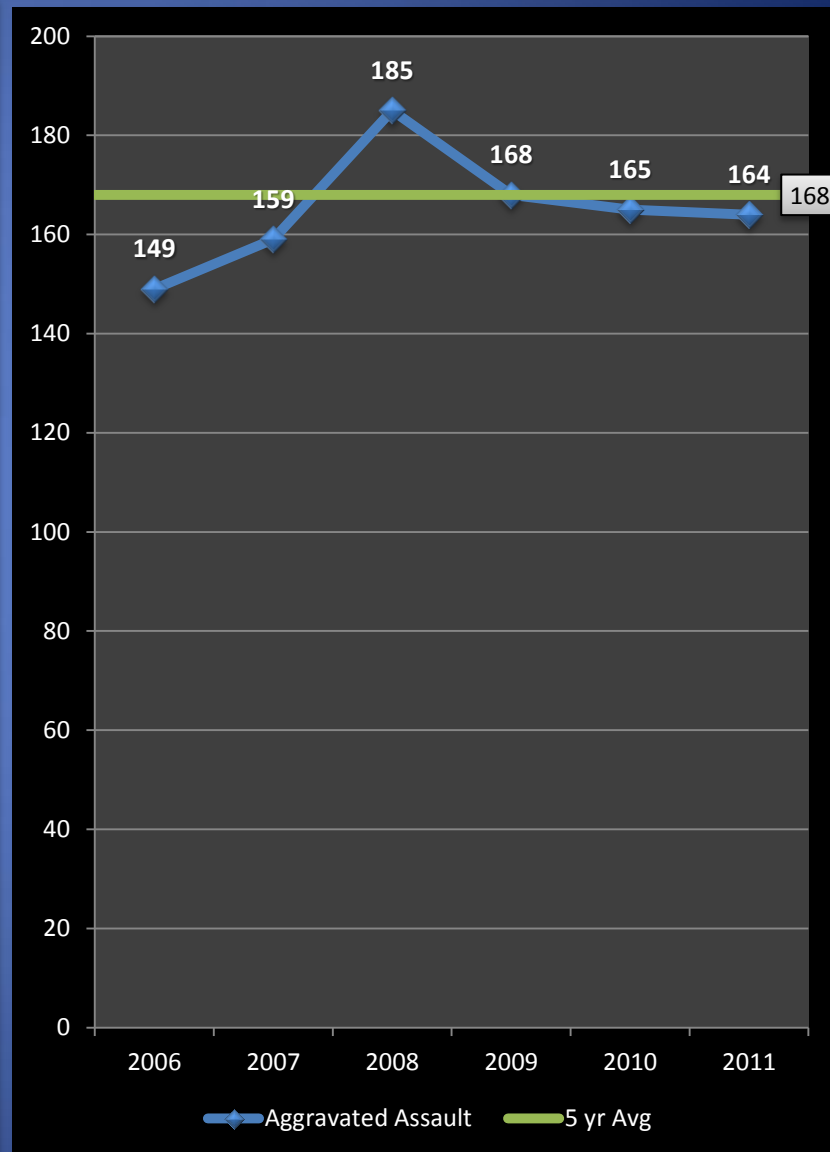
Previous Year

-1%

5 Year Average

-2%

- When measuring this violent index crime against the 5-year average for the first 9 months of the year, there has been a small decline of 2%, or 4 fewer incidents. Between January 1st and August 29th of 2011, there has been 1 less assault reported in the City when compared with the 2010 total.
- Breakdown of major categorizations of Aggravated Assaults in Cambridge in 2011: 32% were domestic in nature; 13% were between acquaintances; 13% were bar fights; 8% were altercations classified as juvenile/gang; 8% were homeless assaulting homeless; 5% were confrontations between merchants/ patrons/ shoplifters; 5% were road rage incidents.
- **The highest profile assault since the last BridgeStat was the arrest of Justin Choice of Somerville for slashing the face of a victim with a knife at a party at Jackson Circle on the night of 8/21/11.**
- **9 of the 24 aggravated assaults in the past month have been in Central Square. Due to the wide variety of circumstances surrounding these incidents, it is hard to pinpoint the reason for this surge in violence. The crimes run the gamut from homeless tiffs, domestic altercations, fights among employees, road rage, to bar brawls.**





ROBBERY

No Patterns

Percent Change

Last 4 Weeks

-56%

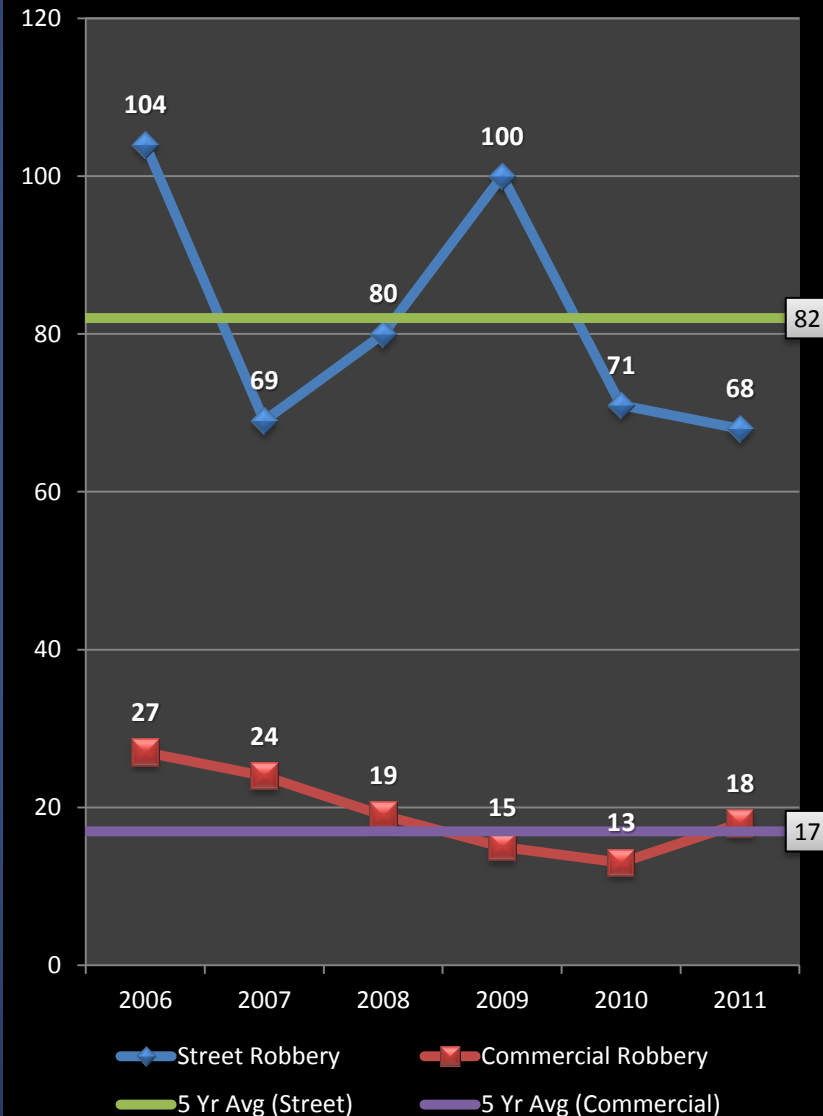
Previous Year

+2%

5 Year Average

-14%

- Total Robbery fell by 14 incidents from a 5-year average of 100 incidents YTD to 86 incidents through 8/29/11, to register a 14% decrease. **There are currently no robbery patterns anywhere in the City.**
- The slight 2% increase in robberies when compared with 2010 can be attributed to a sharp incline in street robberies involving homeless preying on other homeless in and around the confines of Central Square during the first 6 months of the year. There have been 24 robberies in this area in 2011, 13 of which were categorized as homeless scenarios.
- The target crime of Robbery has nosedived since the June BridgeStat release. At that time, the City of Cambridge was registering a 25% increase in the combined robbery total when compared with 2010.**
- Over the past 2 months of the Summer, which are usually prime time for these types of incidents, there have been only 13 robberies committed in Cambridge, a very atypical number for Cambridge for July and August. There have really only been 2 predatory armed robberies in the City in the past 7 weeks.**





ROBBERY: Street Robbery Review

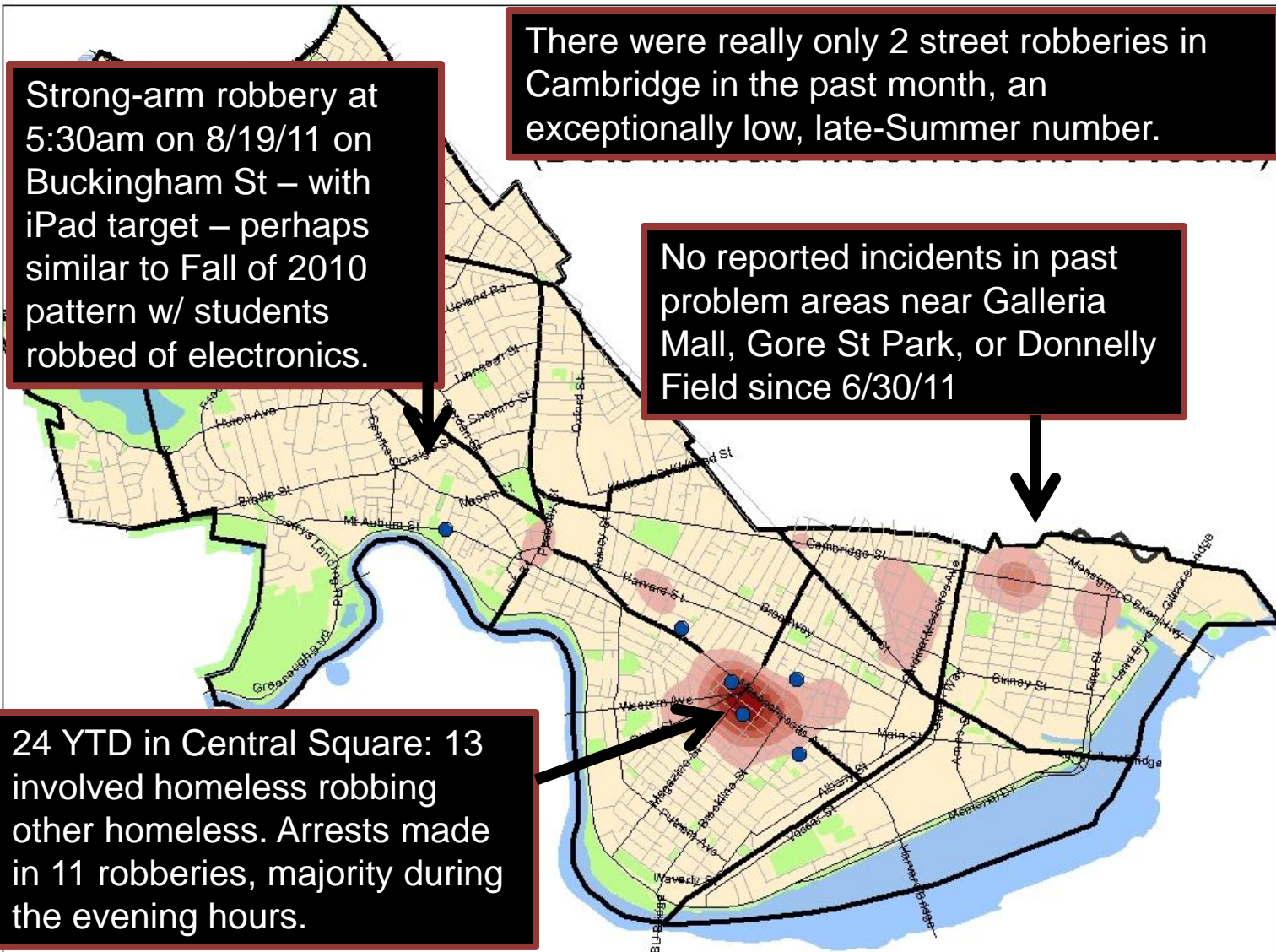
No Patterns

Strong-arm robbery at 5:30am on 8/19/11 on Buckingham St – with iPad target – perhaps similar to Fall of 2010 pattern w/ students robbed of electronics.

There were really only 2 street robberies in Cambridge in the past month, an exceptionally low, late-Summer number.

No reported incidents in past problem areas near Galleria Mall, Gore St Park, or Donnelly Field since 6/30/11

24 YTD in Central Square: 13 involved homeless robbing other homeless. Arrests made in 11 robberies, majority during the evening hours.





BURGLARY

Ongoing & Emerging Patterns

- Total Burglary, the combination of residential and commercial burglary, is up 15% when compared to the 5-year average.
- **Commercial breaks are up 11% over 2010, but no discernable patterns currently exist. Over the summer there have been sporadic smash and grabs (4) in the 1600 to 1700 block of Mass Ave between Harvard and Porter that deserve some extra attention during overnight hours.**
- Housebreaks have recorded a sizeable increase of 41% for the first 8 months of 2011 when compared with the same time period for 2010. **Further analysis reveals that part of this incline should be tempered by the fact that last year's total was unusually low (from 50 to 130 fewer breaks than the prior 3 years).**
- The 4-week housebreak comparison shows a decrease of 9 incidents in the most recent 4 weeks. The majority of this decrease can be attributed to interdictions in all of the current housebreak patterns – Cambridgeport/Riverside, East Cambridge and West Cambridge.
- Between 1.1.11 and 6.9.11, 61% of the 155 reported housebreaks citywide were in Cambridgeport/Riverside, clustered in four distinct areas in close proximity to Central Sq on weekday afternoons. **This area has been exceptionally quiet for over 2 months, although over the last 10 days a series of daytime housebreaks has surfaced in Cambridgeport/Riverside, which has been designated as an ongoing pattern.**

Percent Change

Last 4 Weeks

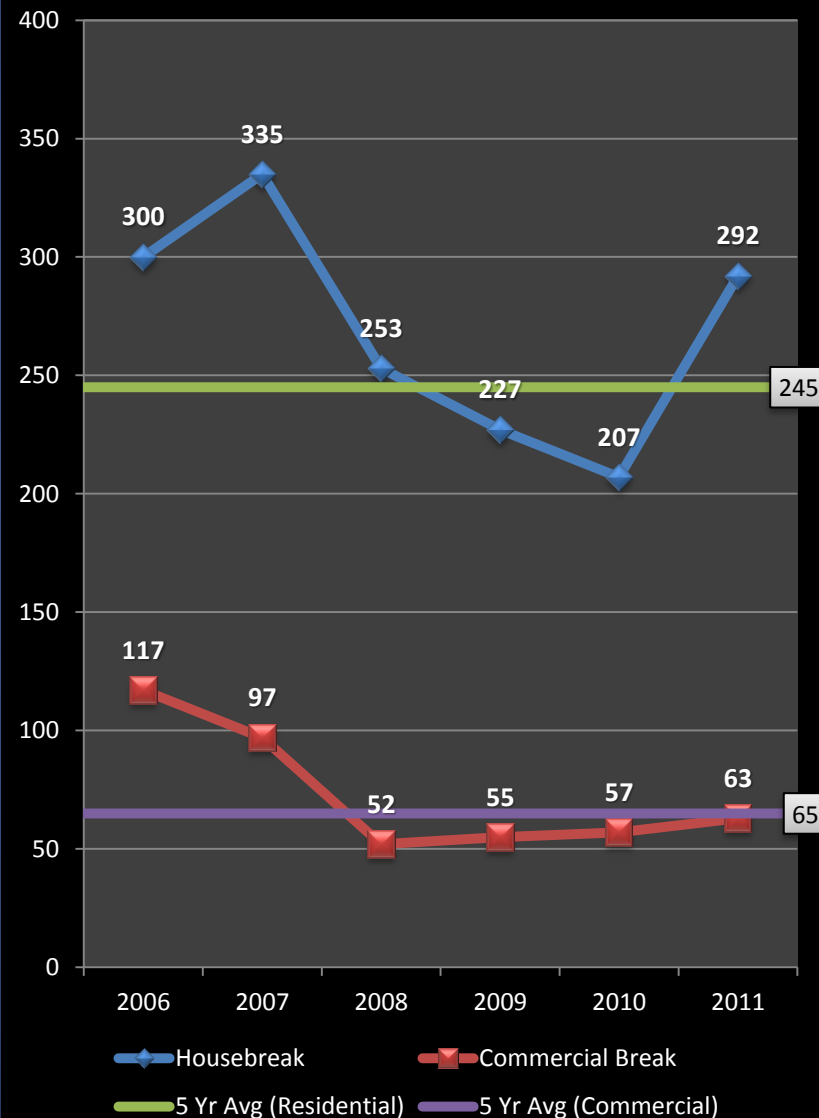
-17%

Previous Year

+34%

5 Year Average

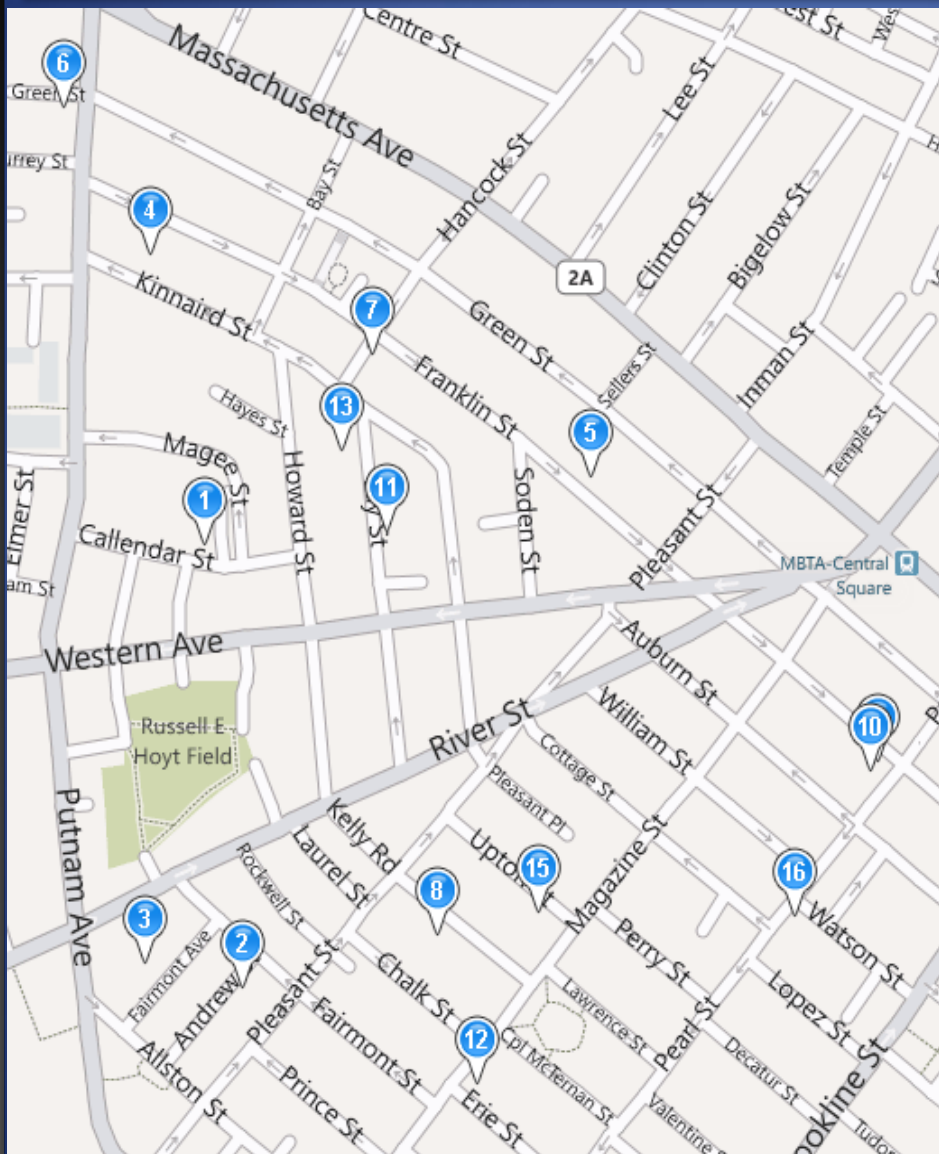
+15%





Housebreaks: Ongoing/Cooling Pattern – Cambridgeport/Riverside

Cambridge Police CompStat



Since 7/25, there have been **20** housebreaks in Cambridgeport / Riverside.

Most recent incident:

Pearl St 8/23 2AM

VI asleep heard noises, saw figure, screamed. 2 laptops stolen, rear door had cut screen and black smudges


Entry gained in majority of breaks through unlocked doors and windows.

See following slide for review of possible suspects that may be involved in regional housebreak ring and that have been linked to this pattern.



Housebreaks: *Cambridgeport/Riverside*

Ongoing Pattern: Suspects



THE SPS ABOVE HAVE ARE BELIEVED TO BE INVOLVED IN THE BREAKS

On 9/1, Chantal Frazier, 18, of 41 West Baltimore Street in Lynn and Jose Velazquez, 36, of 735 Shawmut Ave in Boston. Frazier and Velazquez were arrested on warrants out of Cambridge District Court for Breaking & Entering Nighttime for Felony and Larceny Over \$250. These arrests were related to recent housebreaks in the City of Cambridge. Also arrested by the Boston Police Dept was Donald Pizarro, 36, of 59 Dewitt Drive in Boston.

**Police seek help identify the male shown above, as well as the males shown in the photos to the right.*

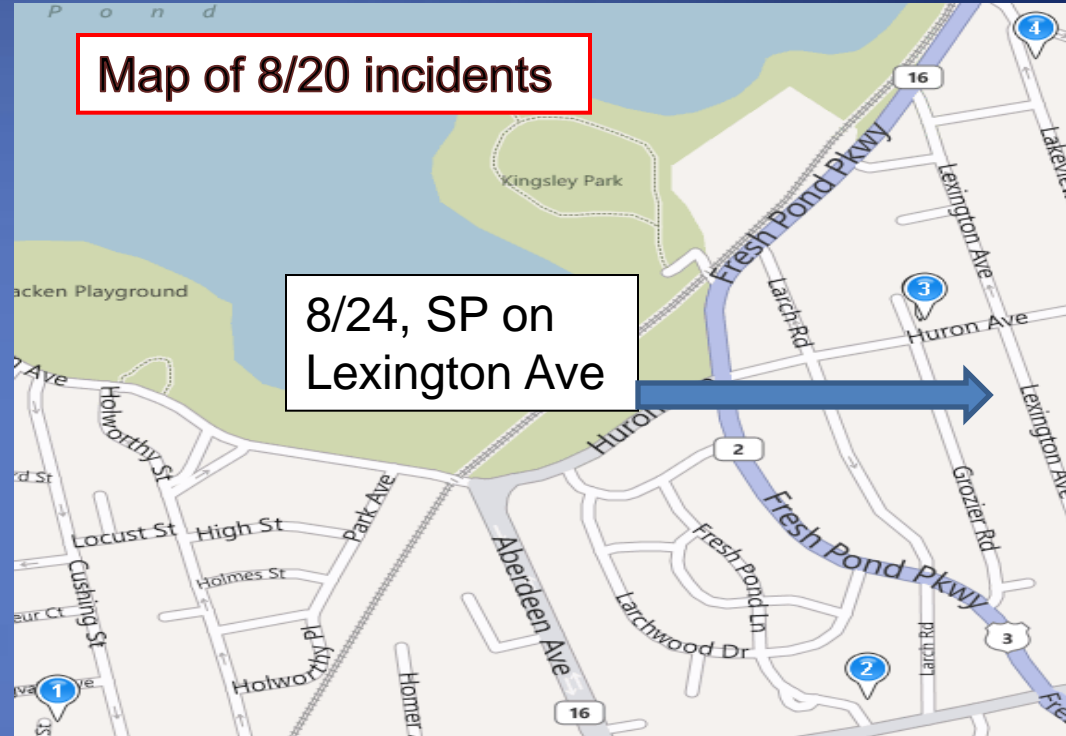
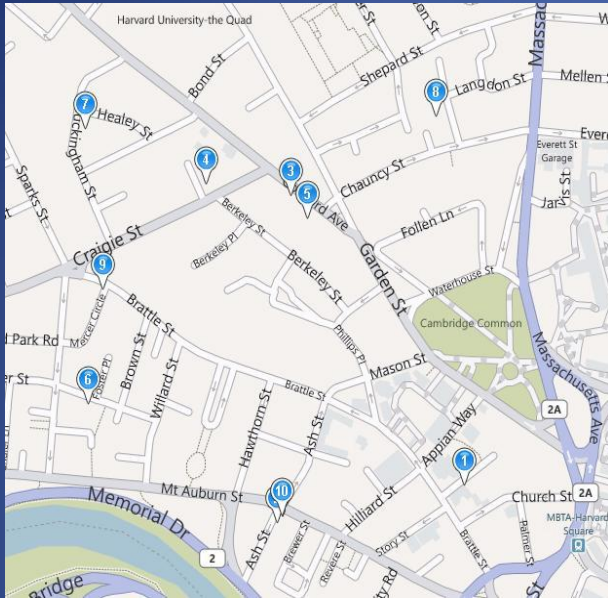


The images are from video surveillance camera from a neighbor's front porch. These images were recorded between 11:50am and 12:08pm on Tuesday 8/16, the day of the Housebreak at 18 Kelly. The SP's used VI's luggage to carry the stolen electronics into an MV.



Housebreaks : West Cambridge

Cold – But Suspect may be active in West Cambridge



West Cambridge pattern that commences in late July – 10 breaks, last reported on 8/5/11 – no arrests – Suspect is black male on bike in 2 of breaks

On Wed. 8/24 at 2:00pm, resident on Lexington Ave observed a **light skinned black male** wearing black baseball cap and basketball shirt on her porch. When confronted, he claimed he was there to detail some cars. **The male then fled the area on a red mongoose type bicycle. This is similar suspect description to the breaks and attempt on the weekend of 8/20/11**



Housebreaks

What can we do?

Police Response Strategy:

- Cambridge Police deployed extra patrols to the affected areas in order to combat the recent increase in housebreaks.
 - CPD is also utilizing plainclothes officers and will be saturating affected areas through directed patrols & traffic enforcement utilizing patrol units, traffic units, and bicycle officers.
- Community Advisories have been sent with important housebreak prevention information via Citizen Observer to the affected neighborhoods to those subscribed to receive information from CPD.
 - To sign up to receive these and other alerts from CPD, visit <http://www.citizenobserver.com/cov6/app/group.html?id=2595>

Citizen Response Strategy:

- Citizens are asked to take the following precautions to protect themselves, their homes, and their belongings from burglaries:
 - Try **“casing”** your own home,
 - **ALWAYS lock your doors and windows.** Many housebreaks have occurred through open windows or unlocked doors.
 - **Leave a light on** when you leave.
 - Install motion sensor lights.
 - **NEVER** prop open the door or let someone in behind you
 - **Be vigilant.** If you suspect suspicious activity, please report it to the police immediately by calling **617-349-3300**.
 - **Document serial numbers** of all electronics and take pictures of all valuables.
 - **Request a Residential Security Survey** from the Cambridge Police Department. For more info, please call **(617) 349-3236**.
- For more info on how to protect yourself from housebreaks, visit http://www2.cambridgema.gov/CityOfCambridgeContent/documents/Flyer_Housbreaks_FINAL2.pdf



LARCENY

Predicted Patterns

Percent Change

Last 4 Weeks

-30%

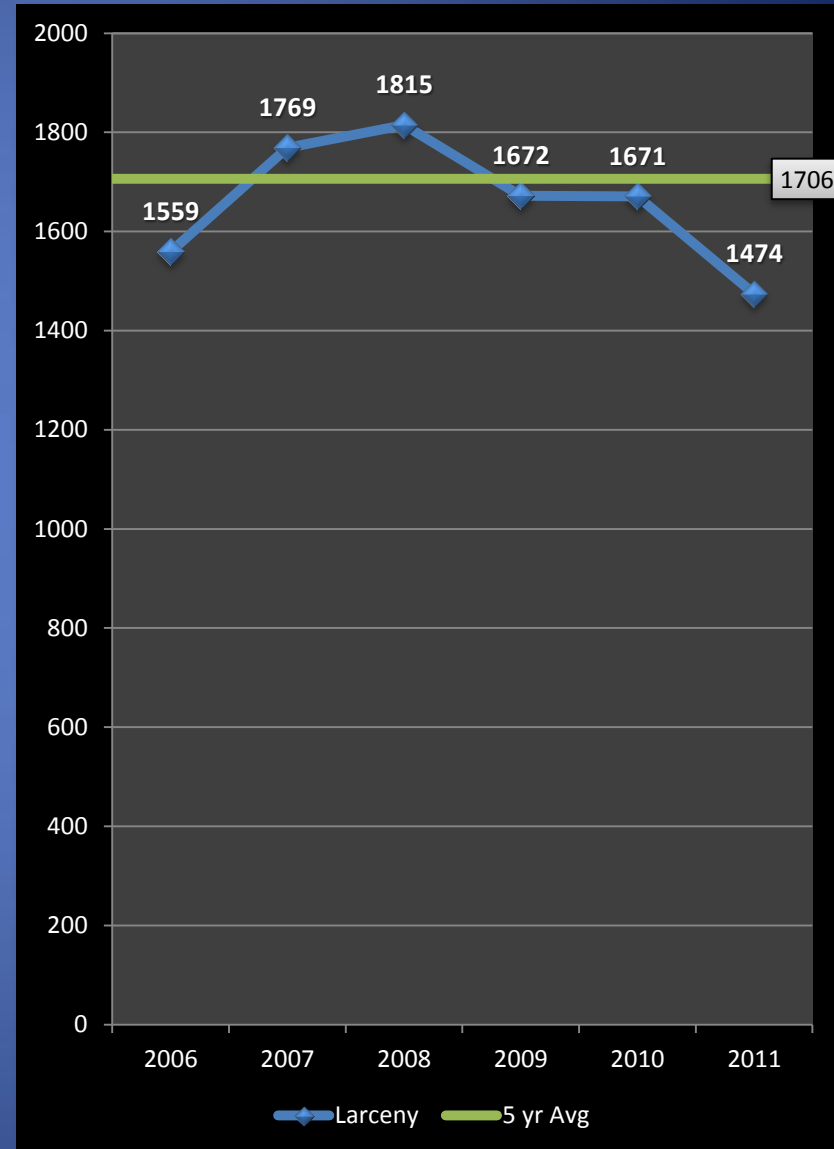
Previous Year

-12%

5 Year Average

-14%

- Overall, larceny in 2011 has decreased by 12% when compared with the first 8 months of 2010 and 14% when measured against the 5-year weighted average for this time frame. There have been nearly 200 fewer larcenies thus far in 2011 than there were through this point in 2010.
- Larcenies from motor vehicles are down 39% versus the 5-year weighted average for this target crime year-to-date. **Incidents have cooled off in West Cambridge. No other patterns at this time, although areas to watch are Harvard Sq periphery and East Cambridge.**
- Larcenies from persons have dropped 21% from the 2010 totals for this index crime. This crime is also down 48% when comparing the most recent four weeks to the previous 4 weeks. **NOTE: This crime may increase with the return of students.**
- So far this year, there have been 247 reported bike thefts in Cambridge, while there were 266 reported through this time frame in 2010, equaling a 7% decrease this year. However, bike thefts are still up 20% over the 5-year-average. There have been 17 bike thefts reported since the last BridgeStat, with East and West Cambridge seeing the most incidents.





LARCENY: *from MV*

Emerging Patterns

Percent Change

Last 4 Weeks

-19%

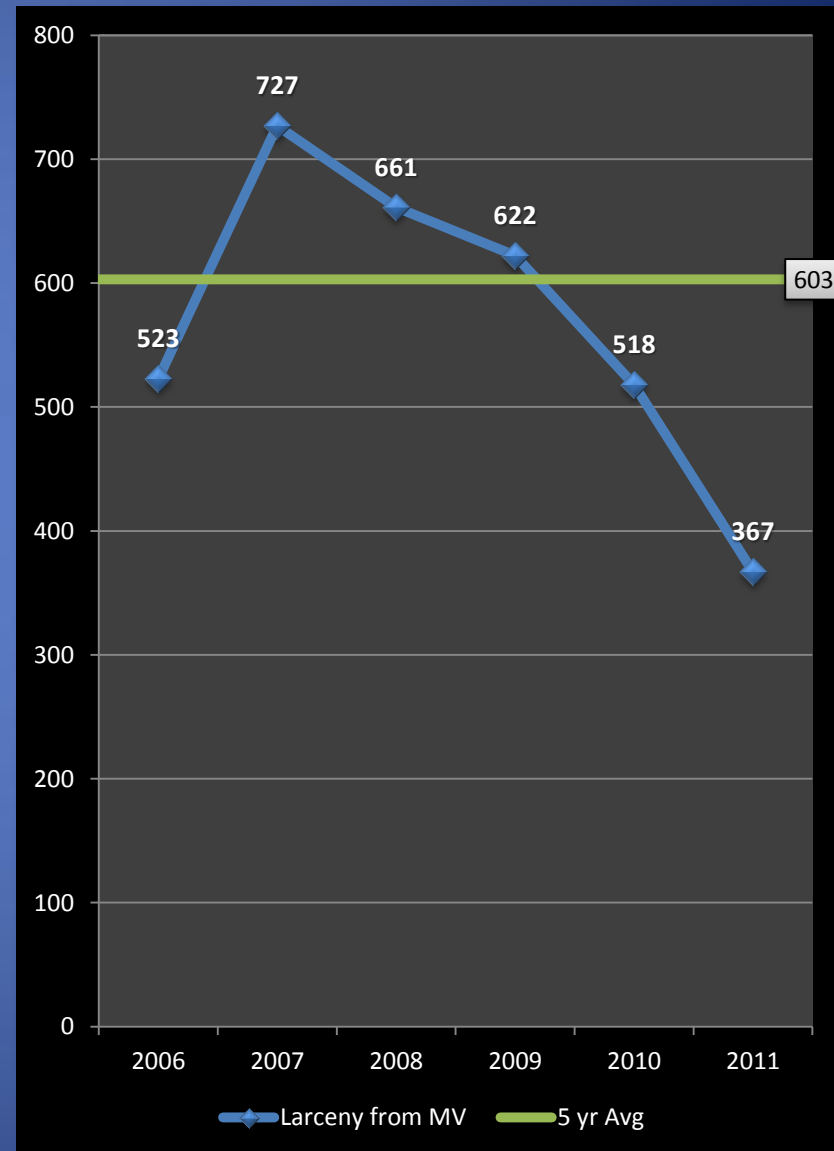
Previous Year

-29%

5 Year Average

-39%

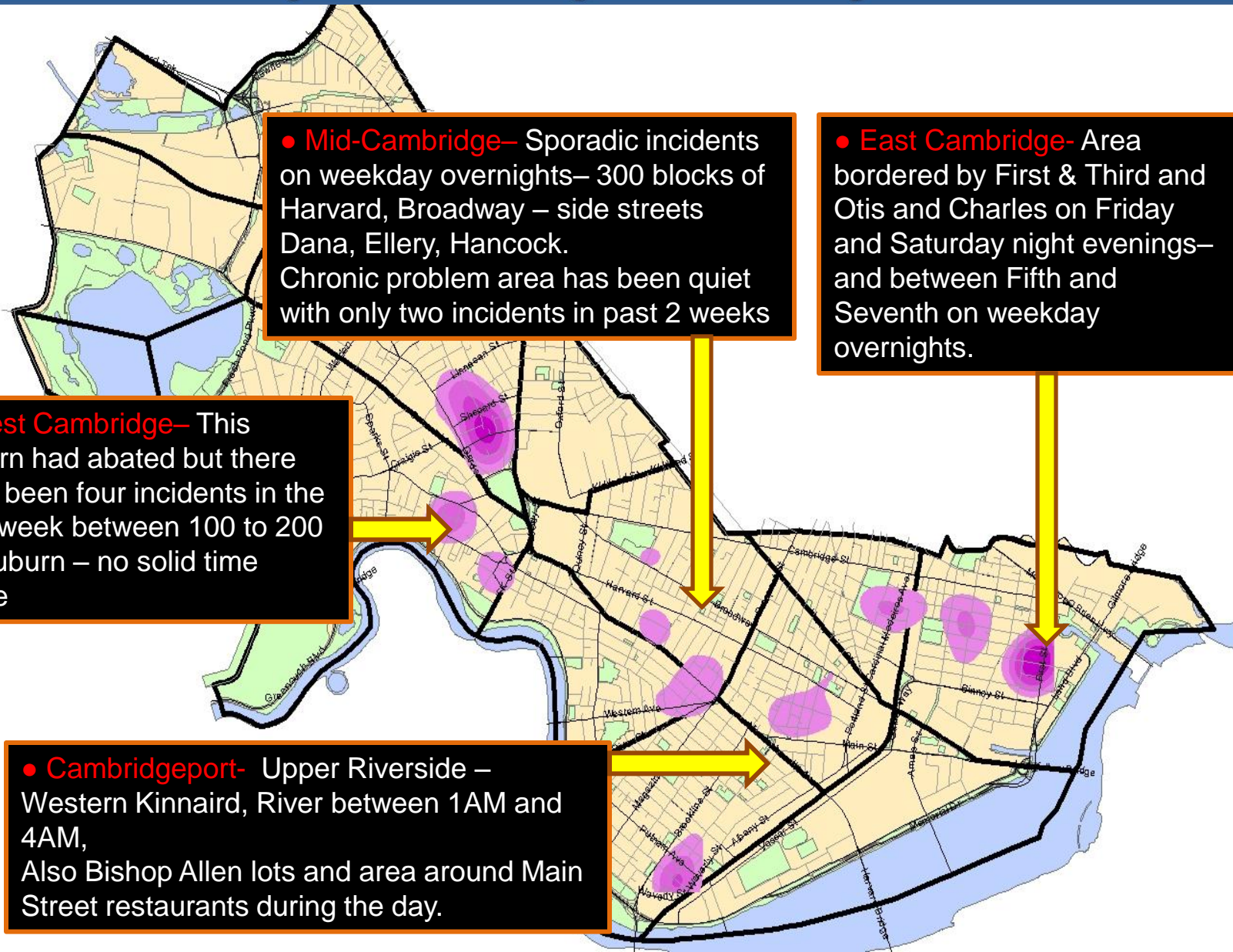
- Larceny from MVs are down 39% when compared with the 5-year average, with 236 fewer incidents than the norm for this time period and 151 incidents under the 2010 total for the first 8 months of the year, which translates to a 29% reduction in thefts from vehicles.
- Larceny from MVs are down 19% when compared with the previous 4 weeks. All emerging pattern areas that were identified in the last BridgeStat have quieted down – only 15 LMVs reported since 8/18/11.
- 4 thefts in the past week on the periphery of Harvard Square elevates this prior pattern area to the prime area of concentration at the present time.
- At the last BridgeStat, the following areas were designated for special attention: Side streets on the periphery of Inman Square on weekend over nights, and side streets around the Galleria on Friday and Saturday nights between 5PM and 11PM. There was minimal activity at both areas.





LARCENY: of MV – Focus Areas

Cooling Pattern – August 1st to August 29th





LARCENY: *from Person*

No Patterns

Percent Change

Last 4 Weeks

-48%

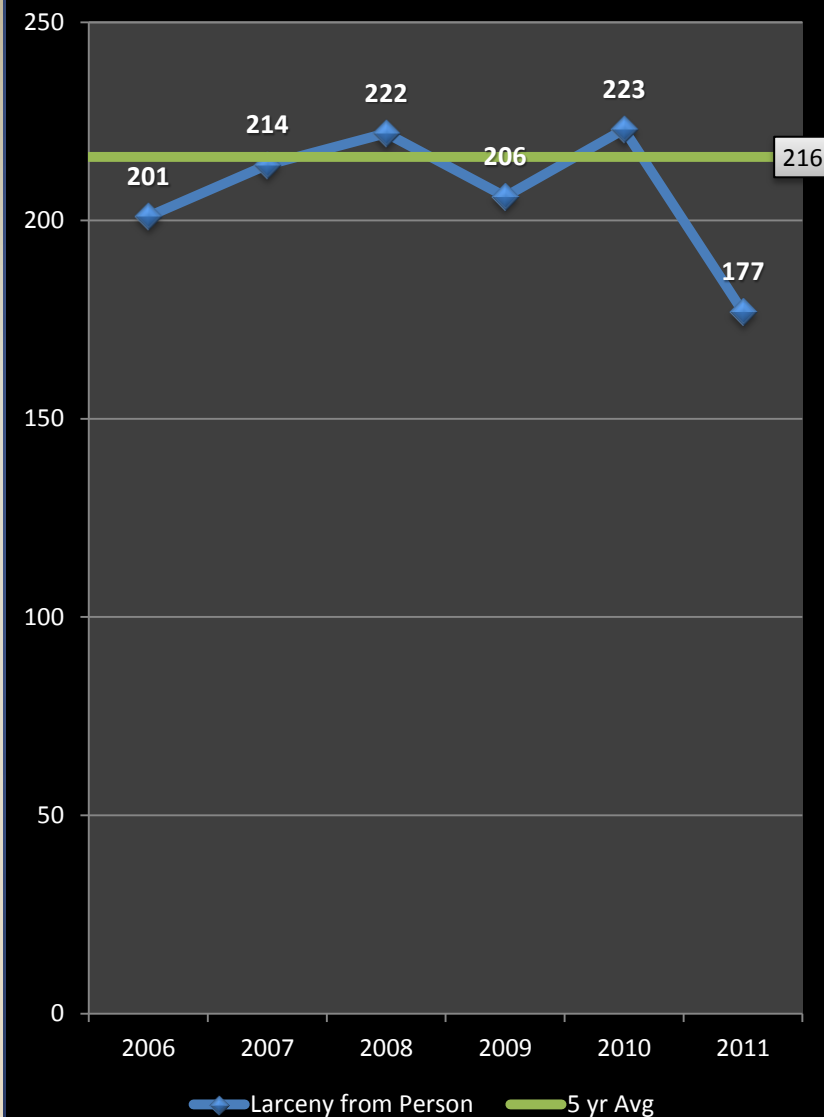
Previous Year

-21%

5 Year Average

-18%

- So far in 2011, the results of the enforcement strategies enacted during BridgeStat last summer and in recent months continue to be effective in combating this target crime in Harvard Sq.
- Citywide, larcenies from persons are down 21% when compared with the first 8 months of 2010 and are registering an 18% decline when measured against the 5-year average for this target crime.
- Exceptionally calm Summer/tourist season when compared with other years for dippers in Harvard Square. Larcenies from the person are down 48% when compared with the previous 4 weeks. There were only 3 unrelated incidents reported citywide since the last BridgeStat. And at the present time, there are no identifiable patterns or trends.
- Monitoring of regional trends for this type of crime reveals an increase of pickpockets during commuting hours working on buses and trains affiliated with the MBTA.





LARCENY: of Bicycle

Cooling Pattern

Percent Change

Last 4 Weeks

-32%

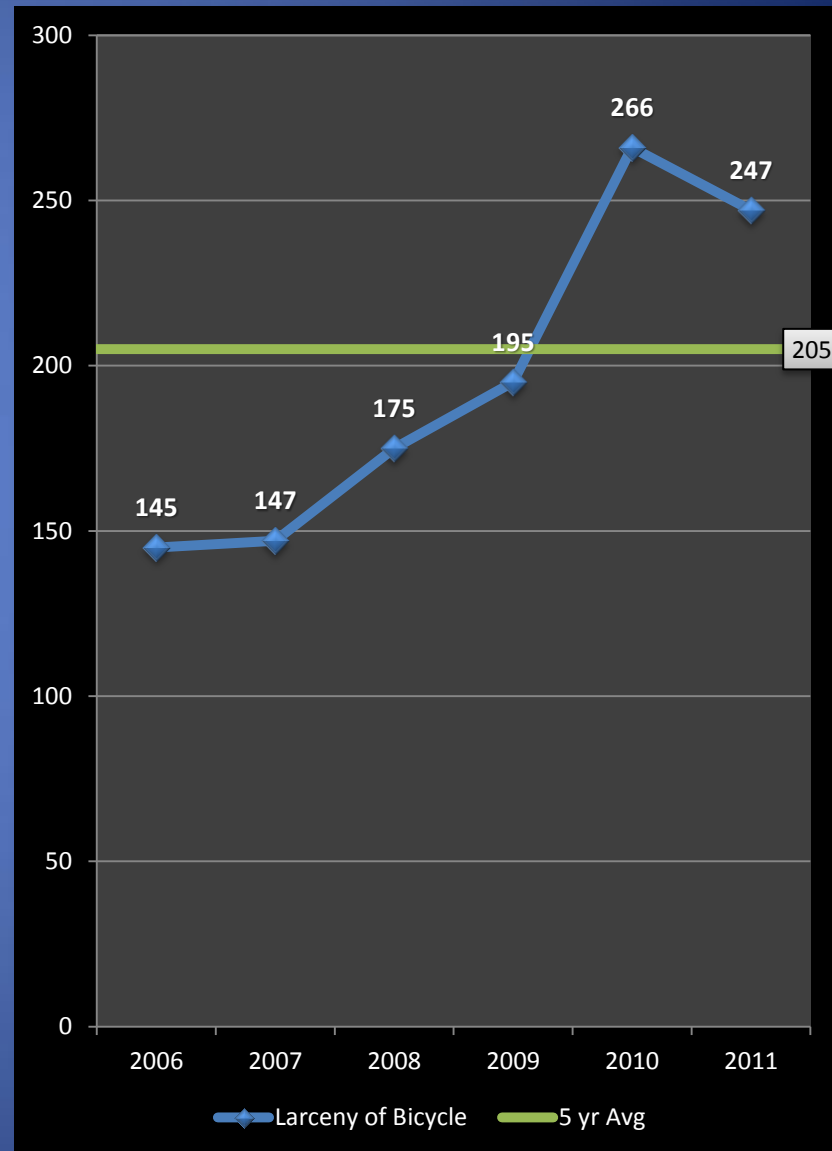
Previous Year

-7%

5 Year Average

+20%

- Over the first 8 months of 2011, there have been 19 fewer bike thefts reported citywide than for the same time period in 2010, which translates to a 7% reduction for this crime type. However, this crime still continues the trend that emerged in 2008 of increasing bike thefts and is recording a 20% uptick when compared with the 5-year weighted average.
- At this time, there are no defined patterns, but the next slide provides an overview of the 3 major locations and neighborhoods of concern for bicycle thefts in Cambridge so far in 2011.
- Main focus areas are:
 - **East Cambridge**
 - **Central Square – weekday afternoons**
 - **Riverside and Cambridgeport – all shifts – major area of concentration since last BridgeStat**





LARCENY: *of Bicycle Focus Areas*

- 4 focus areas for Bicycle thefts have been identified over the first 8 months of 2011:

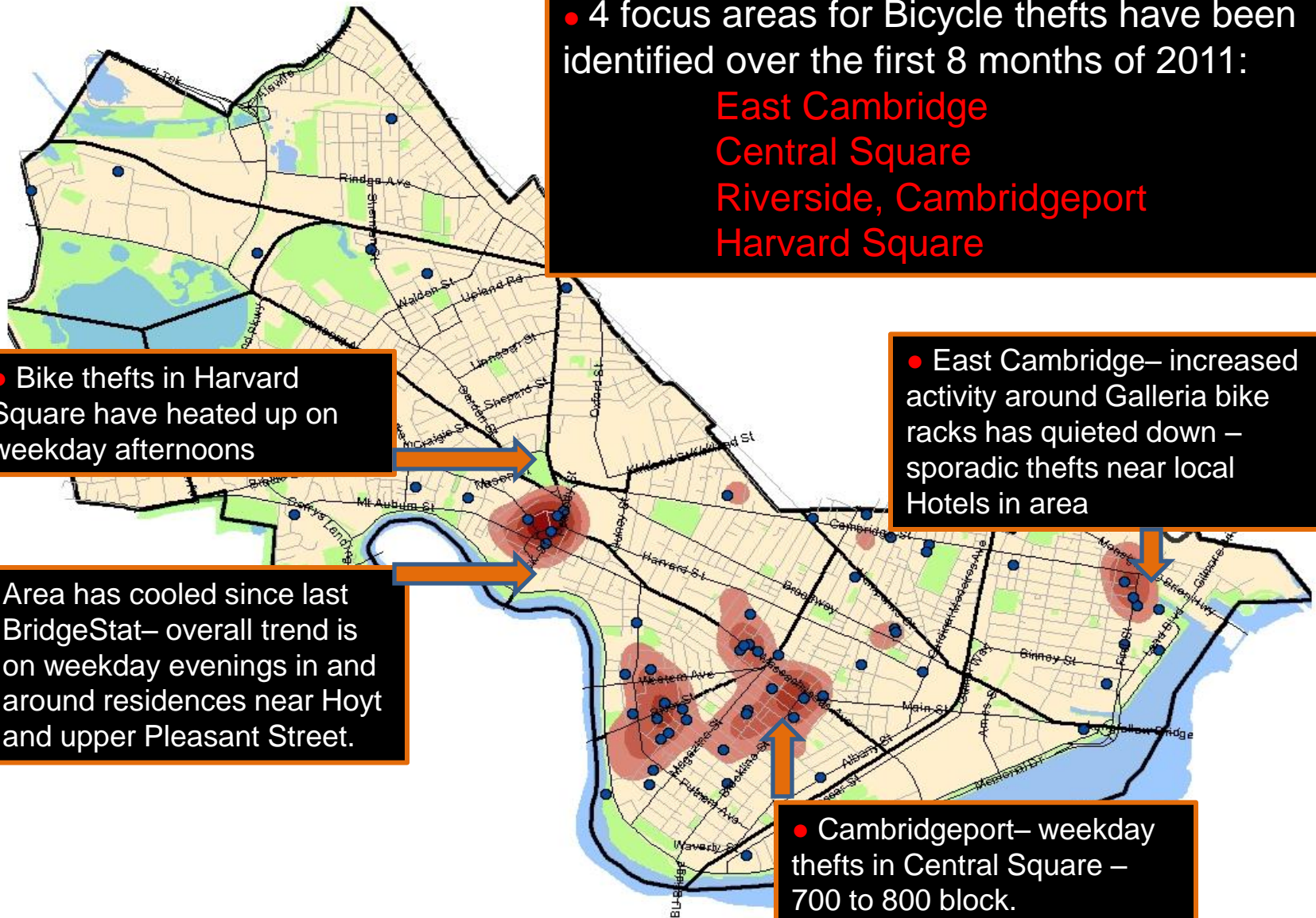
East Cambridge
Central Square
Riverside, Cambridgeport
Harvard Square

- Bike thefts in Harvard Square have heated up on weekday afternoons

- East Cambridge— increased activity around Galleria bike racks has quieted down — sporadic thefts near local Hotels in area

Area has cooled since last BridgeStat— overall trend is on weekday evenings in and around residences near Hoyt and upper Pleasant Street.

- Cambridgeport— weekday thefts in Central Square — 700 to 800 block.





Larceny of Bicycles:

What Can We Do?

Police Response Strategy:

- Cambridge Police are working on a comprehensive response project to deal with the issue of bike thefts.
- Educate the public about the use of effective locks & locking practices.
 - For more information about bicycle safety, proper locking, and how to register your bicycle with the police, visit <http://www.cambridgema.gov/CPD/CommRes/bicycles.cfm?pv=Yes>
- Stop bicyclists to promote bike safety.
 - Remind riders to use lights when biking at night, wear helmets under the age of 16, etc.

Citizen Response Strategy:

- Register bicycles online at the CPD website
 - For more information about bicycle safety, proper locking, and how to register your bicycle with the police, visit <http://www.cambridgema.gov/CPD/CommRes/bicycles.cfm?pv=Yes>
- Stores should be vigilant in recording serial numbers and customer information on sales.
- Universities should encourage students to register their bikes and distribute information on the correct locking procedures.



AUTO THEFT

No Patterns

Percent Change

Last 4 Weeks

-42%

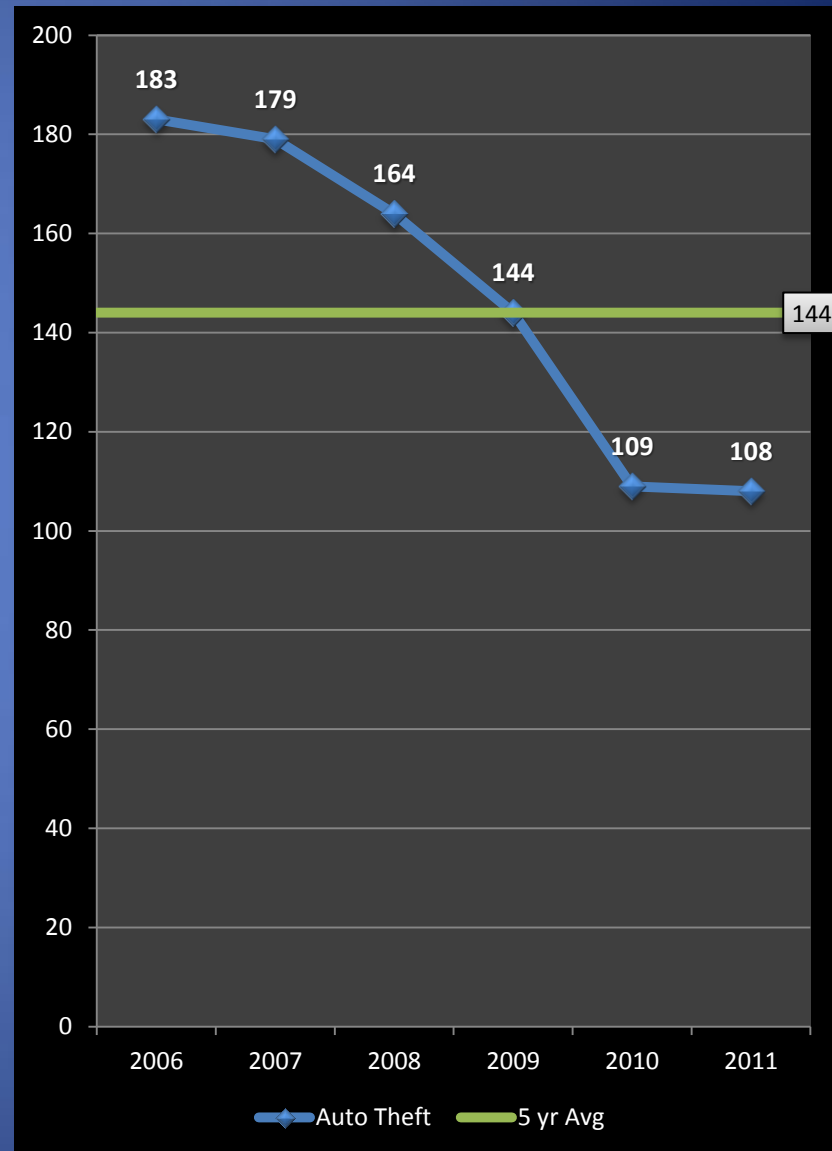
Previous Year

-1%

5 Year Average

-25%

- The 5-year weighted average for auto theft for the first 8 months of the year is 144 incidents; there were only 108 reported in Cambridge for this time period in 2011, which translates to a 25% decline. There are no patterns at this time.
- In the past 2 weeks, cars were stolen from East Cambridge (2 motorcycles), Inman, Area 4, Cport (2), Agassiz, and West Cambridge.
- Auto theft is currently at its second lowest level in over 50 years (8 in past 2 weeks, 14 total in August). Only 48 of the 108 cars stolen in 2011 (or 44%) have been recovered.





SPECIAL ATTENTION: *Students*

- As the fall semester begins at local universities, students are reminded that there is much they can do to avoid becoming victims of crime.
- Remember:
 - ❑ Walk in a group whenever possible.
 - ❑ Do not wear headphones while walking alone.
 - Be aware of your surroundings.
 - ❑ Walk in well-lit, well-traveled areas.
 - ❑ Try not to flaunt/display electronics whenever possible.
 - Cell phones, tablets, laptops, etc. are prime targets for theft.
 - ❑ Always lock your bike to a secure pole or bike rack.
 - ❑ Use a strong U-Lock and chain to secure your bicycle.
 - ❑ When dining out, do not leave valuables/belongings unattended on counters or at tables.
 - ❑ Purses should not be left on the back of a chair.
 - Place purses on the floor, between your feet, with the strap secured under the leg of your chair.

Visit <http://www2.cambridgema.gov/CPD/CommRes/prevention.cfm> for more safety tips.



Help Prevent Crime

And keep yourself informed!

To receive information from the CPD:

- Sign up with Citizen Observer, part of the **Cambridge Alert Network**, to receive alerts about emerging crime patterns, neighborhood meetings, and crime prevention tips, by visiting www.CambridgeMa.gov/AlertNetwork.
- “Like” the Cambridge Police Department on Facebook at www.facebook.com/CambridgePolice
- Follow [@CambridgePolice](https://twitter.com/CambridgePolice) on Twitter.
- Visit our website at www.CambridgePolice.org for valuable information and reports including the Daily Log and **BridgeStat**, which is published on the first Friday of every month.

To Share Information with the CPD:

- Call our Non-Emergency Telephone Number at **617-349-3300**.
 - Every call for service generates a police response, so help drive our resources by reporting things that seem suspicious or out of the ordinary.
- Send an Anonymous TEXT-A-TIP:
 - Send an ANONYMOUS text message to **Tip411 (847411)**. Begin your message with Tip650 and then type your message. You will receive a response from the Cambridge Police with the option to continue communicating. Please remember that this is not a replacement for 9-1-1. **If you witness an emergency situation, please call 9-1-1 immediately.**
- Send an Anonymous Crime Tip E-Mail at http://www2.cambridgema.gov/cpd/contact/mailform.cfm?email_id=101



Questions?

- BridgeStat is a work in progress and will evolve over time to include more detailed information.
- We welcome all questions, comments, and suggestions.
- Please direct your feedback to:
BridgeStat@CambridgePolice.org
- For more detailed analytical reports, including the full 2010 Annual Crime report, please visit
http://www.cambridgema.gov/CPD/publications/crime_2010.cfm