



Cambridge Police Department BridgeStat

December 2011

**** BridgeStat was recognized by the International Association of Crime Analysts in the Statistical Bulletin Category at 2011 IACA Training Conference.***



Part I Property Crime

Cambridge Police BridgeStat

	<u>4 Week Snapshot</u>				<u>Year to Date</u>				<u>Five Year</u>	
	11/1 - 11/28	11/29 - 12/26	Change		2010	2011	Change		Avg	Change
Burglary	29	27	-7%		447	513	15%		485	6%
Commercial Break	3	2	-33%		86	82	-5%		96	-15%
Housebreak	26	25	-4%		361	431	19%		389	11%
Larceny	205	271	32%		2530	2430	-4%		2589	-6%
Larceny (Misc)	2	7	250%		25	38	52%		30	27%
Larceny from Building	37	57	54%		385	428	11%		376	14%
Larceny from MV	60	65	8%		779	637	-18%		924	-31%
Larceny from Person	35	34	-3%		336	315	-6%		338	-7%
Larceny from Residence	16	48	200%		190	230	21%		193	19%
Larceny of Bicycle	20	20	0%		380	368	-3%		302	22%
Larceny of Plate	1	2	100%		42	41	-2%		44	-7%
Larceny of Services	2	2	0%		31	25	-19%		27	-7%
Shoplifting	32	36	13%		362	348	-4%		355	-2%
Auto Theft	13	13	0%		169	161	-5%		204	-21%
Total Property Crime	247	311	26%		3146	3104	-1%		3279	-5%



Part I Violent Crime

	<u>4 Week Snapshot</u>				<u>Year to Date</u>				<u>Five Year</u>	
	11/1 - 11/28	11/29 - 12/26	Change		2010	2011	Change		Avg	Change
Homicide	1	3	200%		0	5	IN-CALC		1	400%
Rape	3	0	-100%		31	26	-16%		31	-16%
Robbery	23	7	-70%		158	146	-8%		168	-13%
Commercial Robbery	6	2	-67%		20	33	65%		27	22%
Street Robbery	17	5	-71%		138	113	-18%		141	-20%
Aggravated Assault	18	13	-28%		251	258	3%		253	2%
Total Violent Crime	45	23	-49%		440	435	-1%		454	-4%



Part I Total Crime

	<u>4 Week Snapshot</u>			<u>Year to Date</u>			<u>Five Year</u>	
	11/1 - 11/28	11/29 - 12/26	Change	2010	2011	Change	Avg	Change
Total Violent Crime	45	23	-49%	440	435	-1%	454	-4%
Total Property Crime	247	311	26%	3146	3104	-1%	3279	-5%
Total Part I Crime	292	334	14%	3586	3539	-1%	3733	-5%



Crime in Cambridge: 1/1/11 to 12/26/11

- Serious Crime **slipped 1%** when compared with the first 51 weeks of 2010 and posted a **5% decline** when measured against the five-year weighted average for this time frame. The majority of this decrease can be attributed to the overall decline in larceny (4%) where there have been 100 fewer thefts reported in 2011. Projections that the crime index would fall below 3500 crimes this year were not realized due to a spike in larceny from buildings and packages thefts from residences during the holiday season.
- A detailed analysis of all statistics indicates that there were 42 fewer **property crimes recorded so far in** 2011 to register a **1% decrease** when compared with this same time frame in 2010. **Property crimes** registered a **decline of 5%** when measured against the 5-year weighted average for a time span between 1/1/11 and 12/26/11. Through the third week of December of 2011, there have been seven fewer violent crimes reported in Cambridge, which translates to a 1% downward trend. When measured against the 5-year weighted average, violent crimes are 4% below the projected number of 454 incidents.
- The decline of **larceny from motor vehicles at 31%** below the 5-year weighted average for this target crime was a major factor in the falling crime rate. There were **142 fewer thefts** from vehicles through 12/26/11 when compared with the same time period in 2010. Further analysis of the 65% increase in commercial robberies so far in the 2011 reveals that the majority of this surge was linked to the 13 bank robberies between May and December that were part of a regional trend.



MURDER

No Patterns

- Cambridge had a double shooting in Cambridgeport on the night of 3/12/11. 2 victims were transported to area hospitals where 1 of the victims was pronounced dead. While no arrests have been made, authorities do not believe the shooting was a random incident. The investigation remains ongoing.
- On 11/20/11, EMS personnel responded to Elm St in Cambridge for a medical call. Upon arrival, they located a 62 yr old male victim who was transported to the hospital where he was pronounced dead. The victim's daughter was indicted by a grand jury on charges of murder on 12/20/11.
- On 12/9/11, Cambridge Police responded to a call for shots fired inside a residence on Grove Street. Upon arrival, officers found 3 family members who had been fatally shot. The alleged suspect, John "Jack" Brosnahan, 67, was found deceased that night on Soldiers Field Road in Brighton from an apparent self-inflicted gunshot wound. Cambridge Police and MA State Police assigned to the Middlesex District Attorney's Office commenced an immediate investigation into the deaths. At this time, it is believed that Brosnahan fatally shot the 3 and then himself.

Last 4 Weeks

+2

Change*

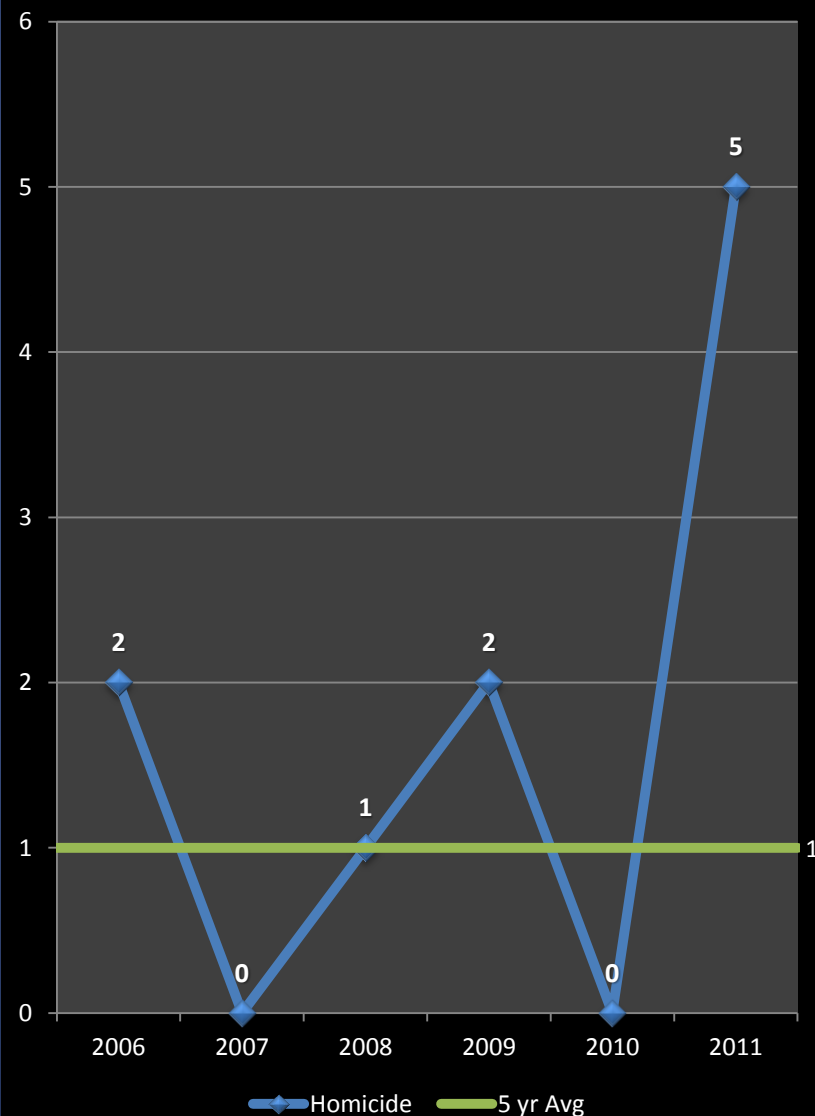
Previous Year

+5

5 Year Average

+4

*NA: Percentages are not calculated for numbers so small as to present a statistically misleading percentage.





RAPE

No Patterns

Percent Change

Last 4 Weeks

-100%

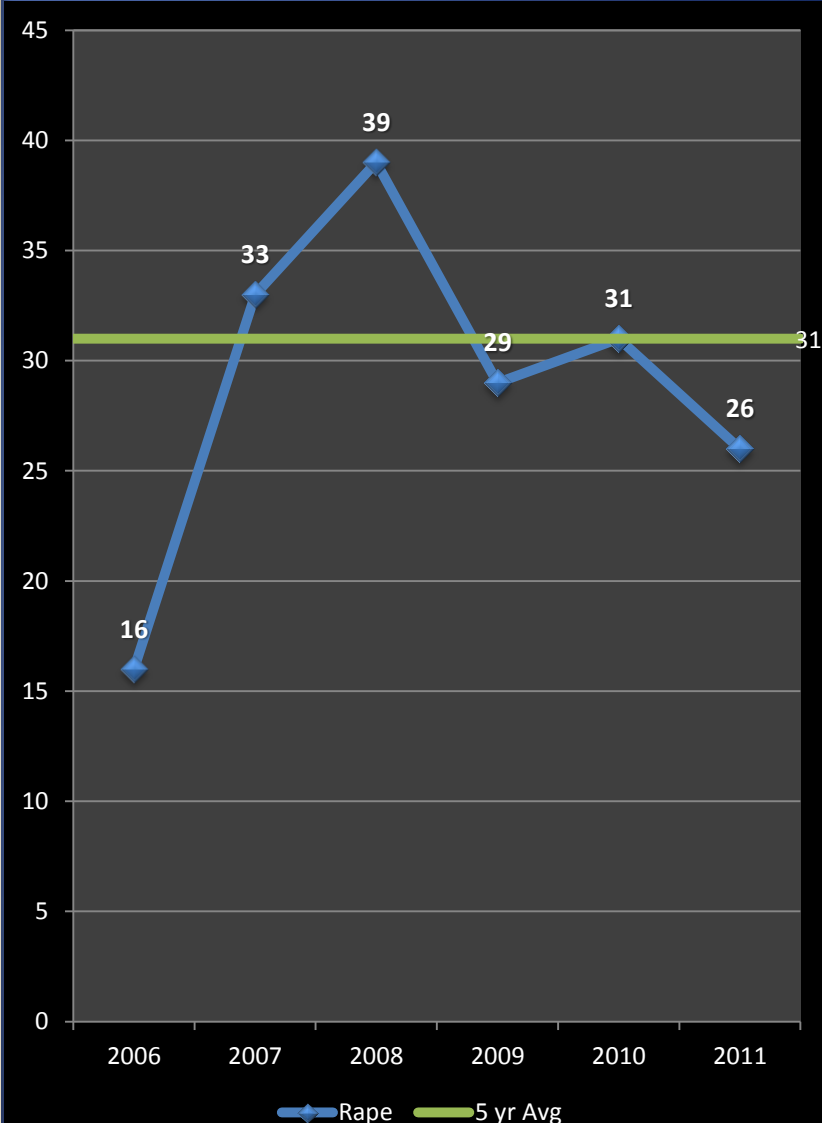
Previous Year

-16%

5 Year Average

-16%

- There have been 26 sexual assaults reported between 1/1/11 and 12/26/11. The last rape or attempted rape reported in Cambridge was on the night of November 11th and resulted in the arrest of a Boston resident for a stranger-to-stranger assault in the vicinity of the Galleria Mall . The other stranger-to-stranger rape in 2011 was an attempted sexual assault in Harvard Square in June when observant walking officers arrested a Boston resident after he followed the victim out of a store.
- Eight of the twenty-six incidents reported in 2011 actually occurred prior to this year. One of the rapes is a past incident from the mid-1990s.
- Sixteen of the incidents involved acquaintances, five were domestic situations, three involved a contact scenario with the offender being someone the victim had met in a public place, and two were stranger-to-stranger rapes both of which resulted in an arrest.
- Manson Brown was found guilty of a 1996 Cambridge Home invasion and Rape on December 13th. Manson was linked to the crime via a DNA match.





Arrest Made in Indecent Assaults in Cambridge

At approximately 6:49PM on January 5th, Cambridge Police responded to a report of a female who was groped on Elm Street between Broadway and Hampshire Street.

A short time later at 6:54PM, another female reported being groped on Columbia Street.

Cambridge Police patrol units and detectives flooded the area, and a 14 year old juvenile male suspect was quickly stopped, arrested, and charged with two counts of Indecent Assault and Battery after the victims positively identified him.

These incidents were similar to the Indecent Assault and Indecent Exposure that occurred in the Inman Square area on January 3rd, where a woman reporter being indecent assaulted and another reporter witnessing an indecent exposure. While a definitive connection has not been made, investigators are looking into the possibility that these incidents are connected.

The investigation into this incident is ongoing, and Cambridge Police ask women to exercise caution when walking alone, especially when it is dark out.

Additional **Street Safety tips** can be found on our website at

<http://www.cambridgema.gov/cpd/communityresources/CrimePrevention/streetsafety.aspx> .



AGGRAVATED ASSAULT

No Patterns

Percent Change

Last 4 Weeks

-28%

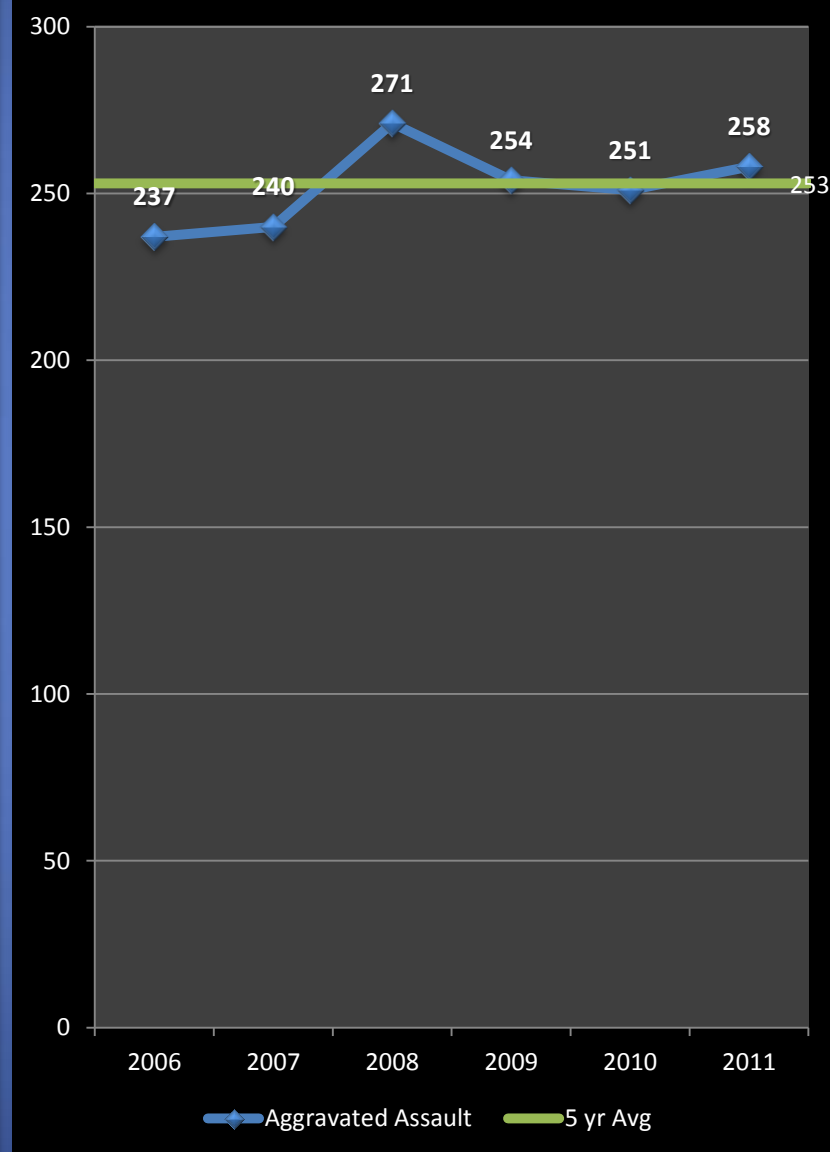
Previous Year

+3%

5 Year Average

+2%

- When measuring this violent index crime against the 5-year average through the third week of December of this year, there has been a small increase of 2%, with five additional incidents registered. When comparing the previous year for this violent crime type to the current period between January 1st to December 26th, aggravated assaults have increased by 3%, or 7 more incidents above 2010.
- The following assault classifications make up the majority of categorizations of Aggravated Assaults in Cambridge in 2011: 30% were domestic in nature; 16% were between acquaintances; 12% were bar or alcohol fueled fights; 10% were altercations classified as juvenile/gang disputes and 6% were altercations among the homeless.
- Further analysis of aggravated assaults indicates that for the second consecutive month there has been a substantive decrease when measured against the previous four weeks. **Only four of the 29 assaults since the October BridgeStat were domestic in nature. The trend of late night altercations in Harvard and Central Square on weekend nights at the time of bar closings has been on the wane during the fourth quarter of 2011.**





ROBBERY

Cooling Pattern

Percent Change

Last 4 Weeks

-70%

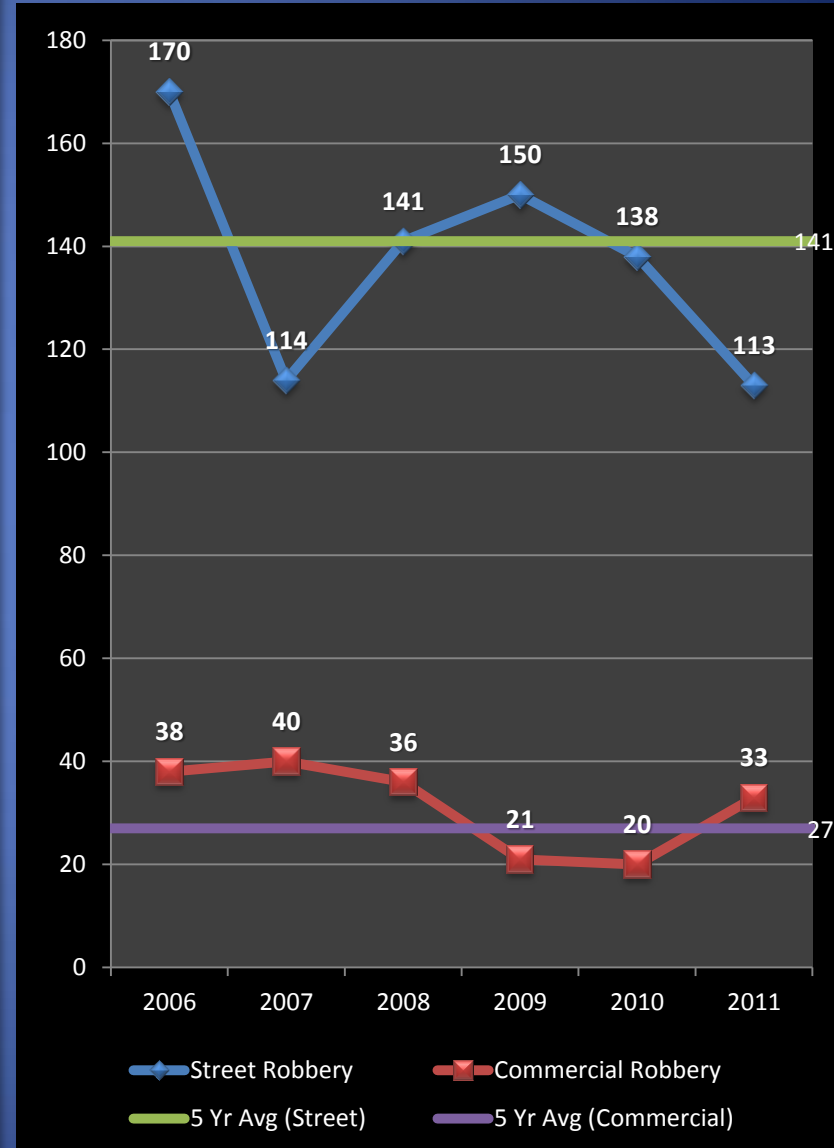
Previous Year

-8%

5 Year Average

-13%

- Total Robbery has declined by 22 incidents from a 5-year average of 168 incidents year-to-date to 146 incidents through 12/26/11 to record a 13% decrease.
- Street robbery is down 18% in Cambridge in 2011. There have been 113 incidents recorded through December 26th of this year, while during the same time period last year, 138 crimes were reported. When measured against the 5-year average for this target crime, a 20% reduction has been recorded.
- A major street robbery pattern involving both armed and unarmed incidents emerged across Mid and East Cambridge during the middle of October and continued into mid-November. Three Boston males were arrested on 11/11 and 11/15 in connection with at least two incidents in Cambridge and one in Boston. These arrests appear to have eradicated this pattern.
- Street robberies are down 71% compared to the previous 4-week period. There have been only five street robberies in the past five weeks, however, two incidents on the nights on 12/13 and 12/14 were related and remain under investigation.





Street Robberies

What can we do?

Police Response Strategy:

- Cambridge Police have shared information about the street robbery pattern with the community:
 - Citizen Alerts sent to the East Cambridge, Mid-Cambridge, Inman/Harrington, and Area 4 neighborhoods.
 - East Cambridge Neighborhood Meeting to discuss robberies held at Police Department on 11/2.
- Extra patrols have been deployed to current hot-spot areas to help prevent any increase in activity.
- Plainclothes/undercover officers have been in the area as well.
- CPD is sharing information and partnering with other agencies to address this regional pattern.
- **3 Boston males were arrested on 11/11 and 11/15 in connection with at least two incidents in Cambridge and one in Boston.** The pattern has cooled considerably following these arrests.

Citizen Response Strategy:

- In order to help protect residents from becoming a victim of street robberies, Cambridge Police would like to remind students and citizens to take the following precautions when walking at night:
 - **Be aware of your surroundings at all times and trust your instincts.**
 - **Always walk with a friend or in a group when possible.**
 - **Do not wear earbuds**, headphones, or listen to music while walking alone.
 - If you feel you are being followed, show you are suspicious – Turn to look at the person. This sends a clear message that you will not be taken by surprise.
 - If approached, **DO NOT RESIST**, especially if you know or believe the robber to be armed. The best course of action is to hand over money and whatever other belongings are demanded as quickly as possible and try to disengage from this confrontational and potentially dangerous situation as soon as possible. **Remember, things can always be replaced.**

For more safety tips, visit

<http://www.cambridgema.gov/cpd/communit yresources/CrimePrevention/streetsafety.aspx>

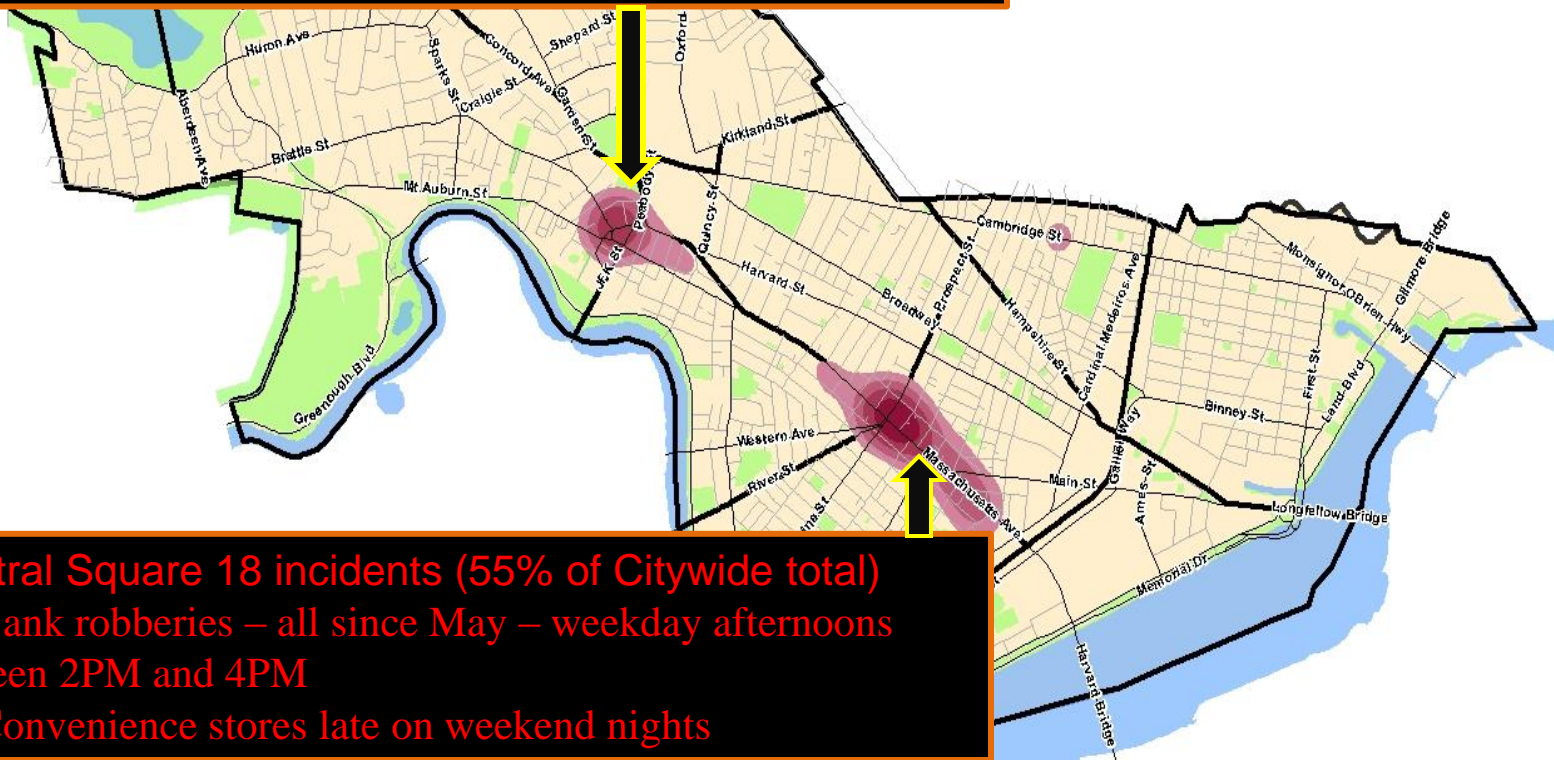


Commercial Robberies in Cambridge - 2011

Commercial robbery has increased 65% in Cambridge in 2011. There have been 33 incidents recorded through December 26th of this year, for the same time period last year, 20 commercial establishments were robbed. When measured against the 5-year average for this target crime (27 robberies), a 22% upsurge has been noted. As depicted below, the two major hotspots for commercial robberies in Cambridge in 2011 were Harvard and Central Squares.

Harvard Square 7 incidents (21% of Citywide Total)

- 3 Bank robberies – all since July – weekday afternoons
- 3 Convenience stores late on weekend nights



Central Square 18 incidents (55% of Citywide total)

- 5 Bank robberies – all since May – weekday afternoons between 2PM and 4PM
- 7 Convenience stores late on weekend nights



Burglary

No Patterns

Percent Change

Last 4 Weeks

-7%

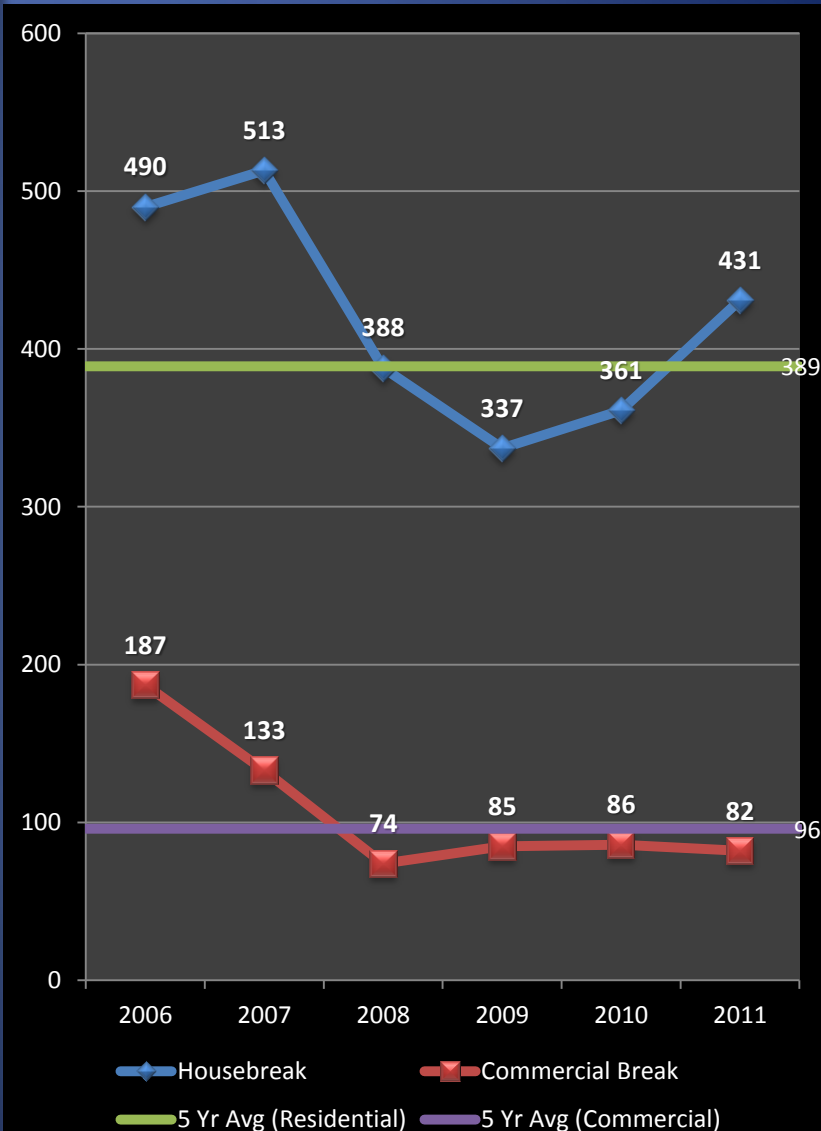
Previous Year

+15%

5 Year Average

+6%

- Total Burglary, the combination of residential and commercial burglary, is up 6% when compared to the 5-year average with 28 additional incidents reported.
- Housebreaks have recorded a problematic increase of 19% through the 26th of December 2011 when compared with the same time period for 2010. **Further analysis reveals that part of this incline should be tempered by the fact that last year's total was unusually low (from 50 to 130 fewer breaks than the prior 3 years).**
- The 4-week housebreak comparison shows a decrease of 4% with one less break recorded over the previous month's total.
- The subtle pattern of daytime housebreaks in the Area 4 neighborhood that was identified six weeks ago has been eradicated. And a quick surfacing series of daytime breaks in Mid Cambridge was kiboshed with the arrest of a career criminal in early December.
- There were two more daytime breaks in West Cambridge since the last BridgeStat that were similar to a pattern in this area during the summer months. This is a sporadic daytime pattern that we are monitoring for further breaks.
- Commercial breaks fell by 33% when compared with the past 4 weeks. There have been very few discernible commercial burglary patterns identified in Cambridge this year.





LARCENY

No Patterns

Percent Change

Last 4 Weeks

+32%

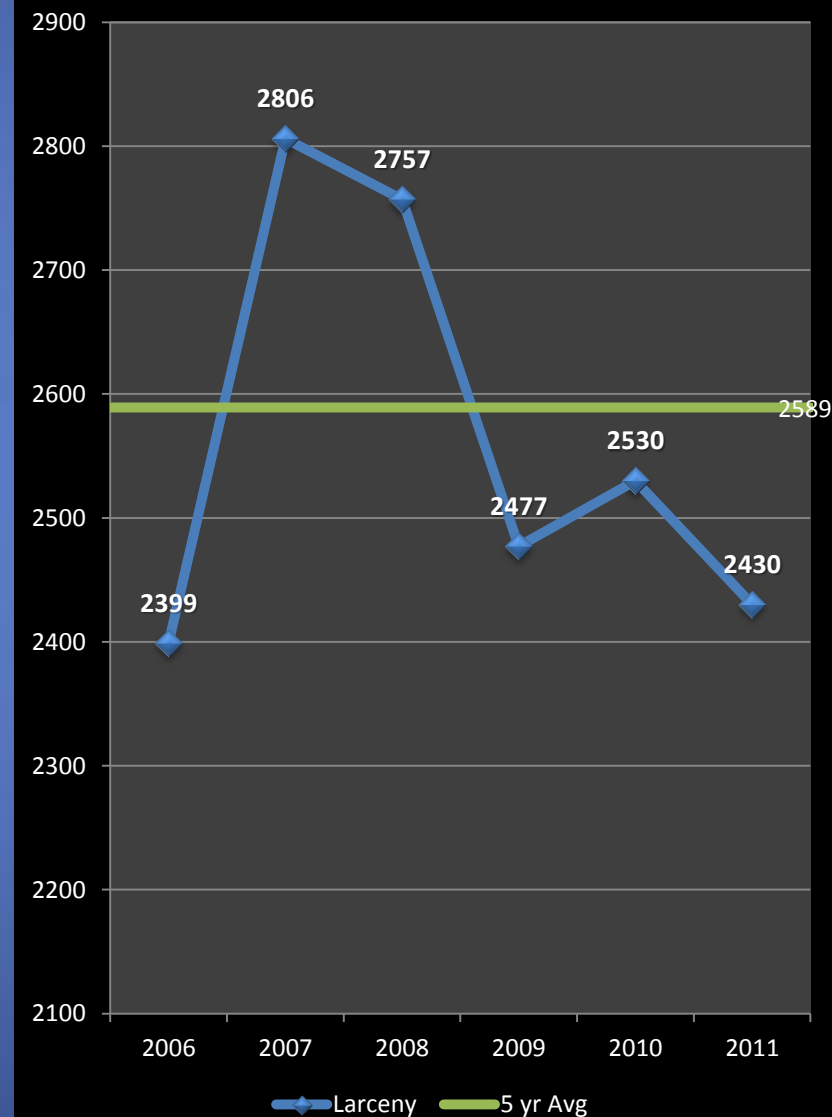
Previous Year

-4%

5 Year Average

-6%

- Overall, larceny in 2011 has decreased by 4% when compared with the first 51 weeks of 2010 and 6% when measured against the 5-year weighted average for this time frame. There have been 100 fewer larcenies thus far in 2011 than there were through this point in 2010.
- Larcenies from motor vehicles are down 31% versus the 5-year weighted average for this target crime year-to-date. **One-third of the incidents took place in East Cambridge. There were also a few weekend overnight breaks along the Mass Ave border between Agassiz and Peabody.**
- Larcenies from persons have dropped 6% from the 2010 totals for this index crime. This crime stayed consistent when compared to the previous 4 weeks, due to holiday shoppers.
- So far this year, there have been 368 reported bike thefts in Cambridge, equaling a 3% decrease compared to 2010. However, bike thefts are still up 22% over the 5-year-average. This crime has dropped off with the arrival of cooler weather.
- Larceny from building/residences increased, as it always does during the holidays, due to package thefts. Larceny from buildings increased by 54% during the past 4 weeks and larcenies from residences by 200%.





LARCENY: *from MV*

No Patterns

Percent Change

Last 4 Weeks

+8%

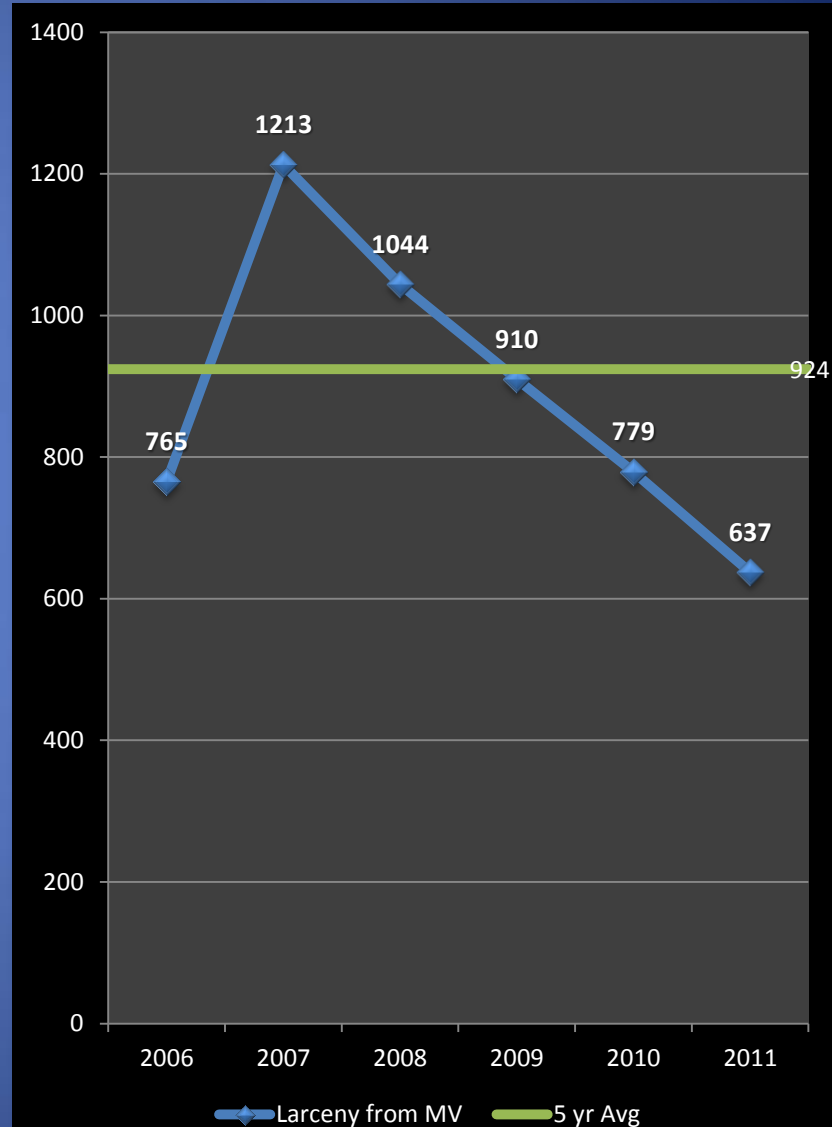
Previous Year

-18%

5 Year Average

-31%

- Larceny from Motor Vehicles are down 31% when compared with the 5-year average, with **nearly 300 fewer incidents** than the norm for this time period. The number reported for the first 51 weeks of the year in 2011 is also 142 less than the 2010 total, which translates to a 18% reduction in thefts from vehicles.
- Larceny from motor vehicles rose by 8% over the past four weeks, recording five additional thefts over the previous month.
- Over the past few BridgeStats, there has been a chronic problem of thefts from vehicles in Agassiz and Peabody on weekend late nights. This pattern has been a persistent 4th Quarter blister on the crime rate over the past few years. The problem persisted in December with sporadic activity throughout the month. This area will continue to receive extra attention in 2012.
- A series of late night breaks into vehicles in East Cambridge (1AM to 3AM) surfaced in mid-October. Despite an arrest in this area on 11/9/11, the problem has continued sporadically in this neighborhood over the past couple of weeks.



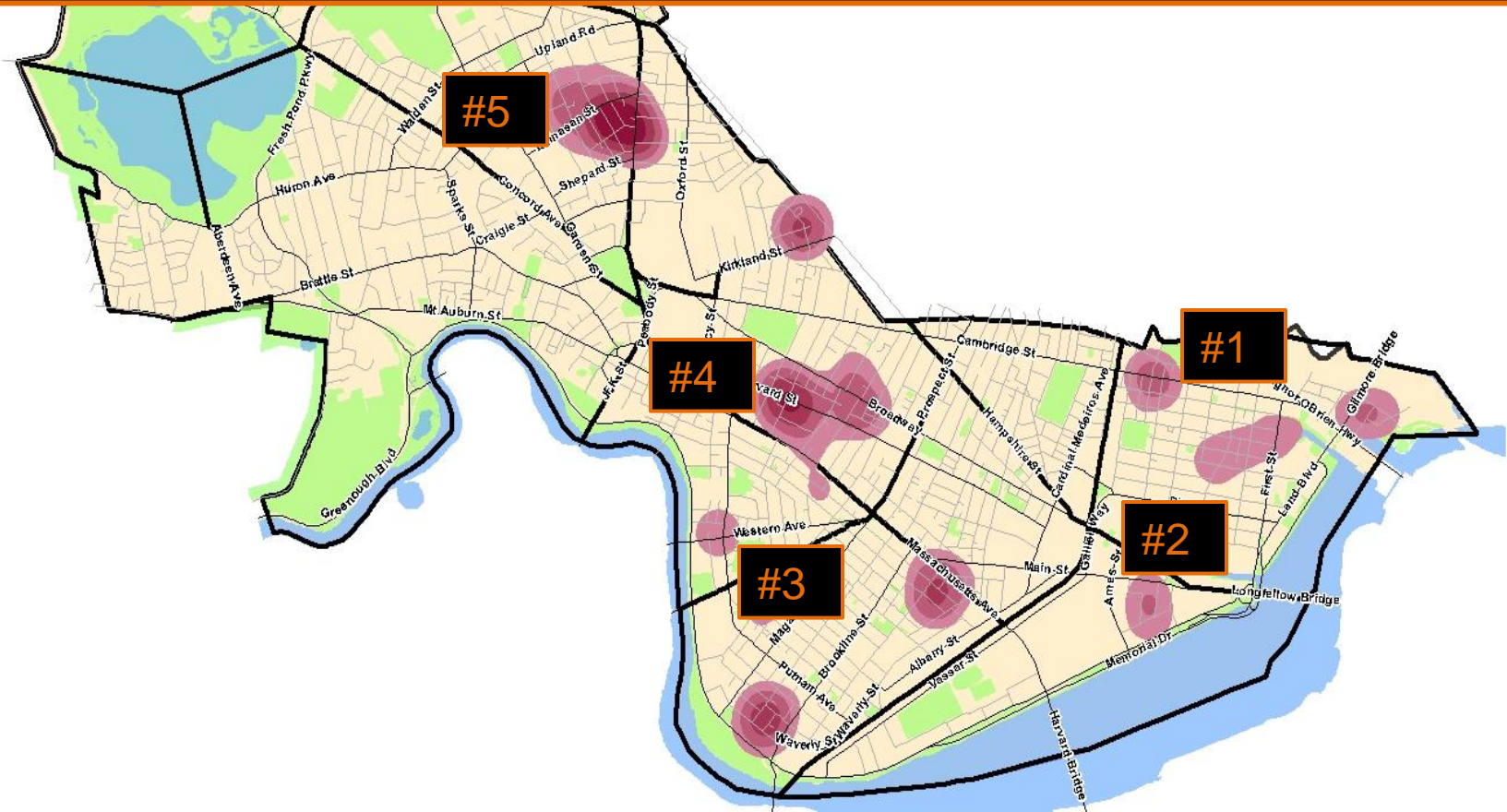


LARCENY: of MV – Focus Areas

No Pattern – Activity since November 28th, 2011

Review of LMV activity for period between 11/28/11 and 12/26/11

- # 1 East Cambridge – 10 incidents – North Point area weekend nights
- # 2 MIT Area / Kendall Square – 5 incidents – weekdays
- # 3 Cambridgeport / Riverside – 15 incidents – major arrest of tire theft suspects on 12/29/11
- # 4 Mid Cambridge – 10 incidents – Dana St, 300 blocks of Dana & Broadway
- # 5 Peabody / Agassiz – 15 incidents – 1700 block of Mass Ave, Raymond, Hillside – late nights





LARCENY: *of Bicycle*

No Patterns

Percent Change

Last 4 Weeks

0%

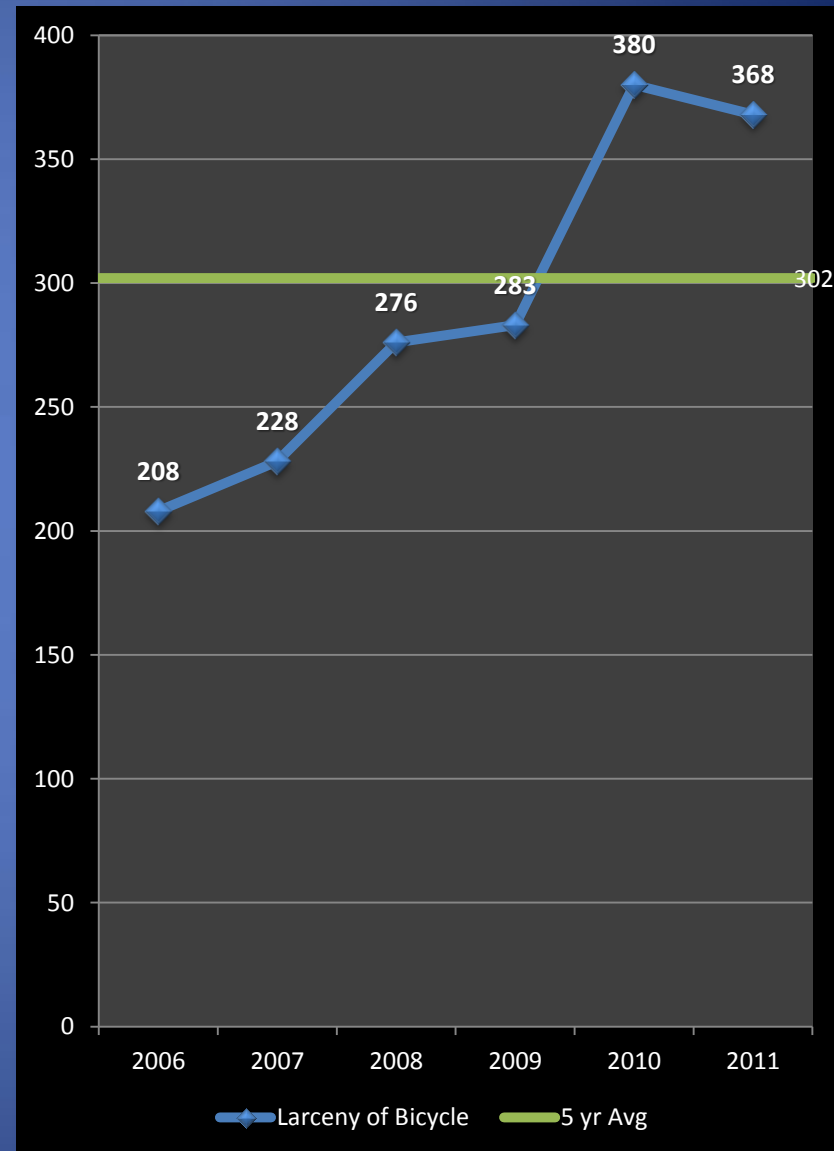
Previous Year

-3%

5 Year Average

+22%

- Over the first 51 weeks of 2011, there have been 12 fewer bike thefts reported citywide than for the same time period in 2010, which translates to a 3% reduction for this type of theft. On the negative side, this crime still continues the trend that emerged in 2008 of increasing bike thefts and is recording an 22% uptick when compared with the 5-year weighted average.
- Only 20 bike thefts have been reported in Cambridge since the end of November. Cambridgeport had been the hotspot for bike thefts much of the summer, with the major temporal pattern identified being weekday afternoon activity concentrated in lower Cambridgeport and Riverside. A pattern of bike thefts in the Peabody neighborhoods was indentified in October around Porter Square. An arrest of a bike thief from Somerville curtailed this series.
- Currently there is not enough activity to determine any hotspots for this activity, due to the cooling weather.





LARCENY: *from Person*

No Patterns

Percent Change

Last 4 Weeks

-3%

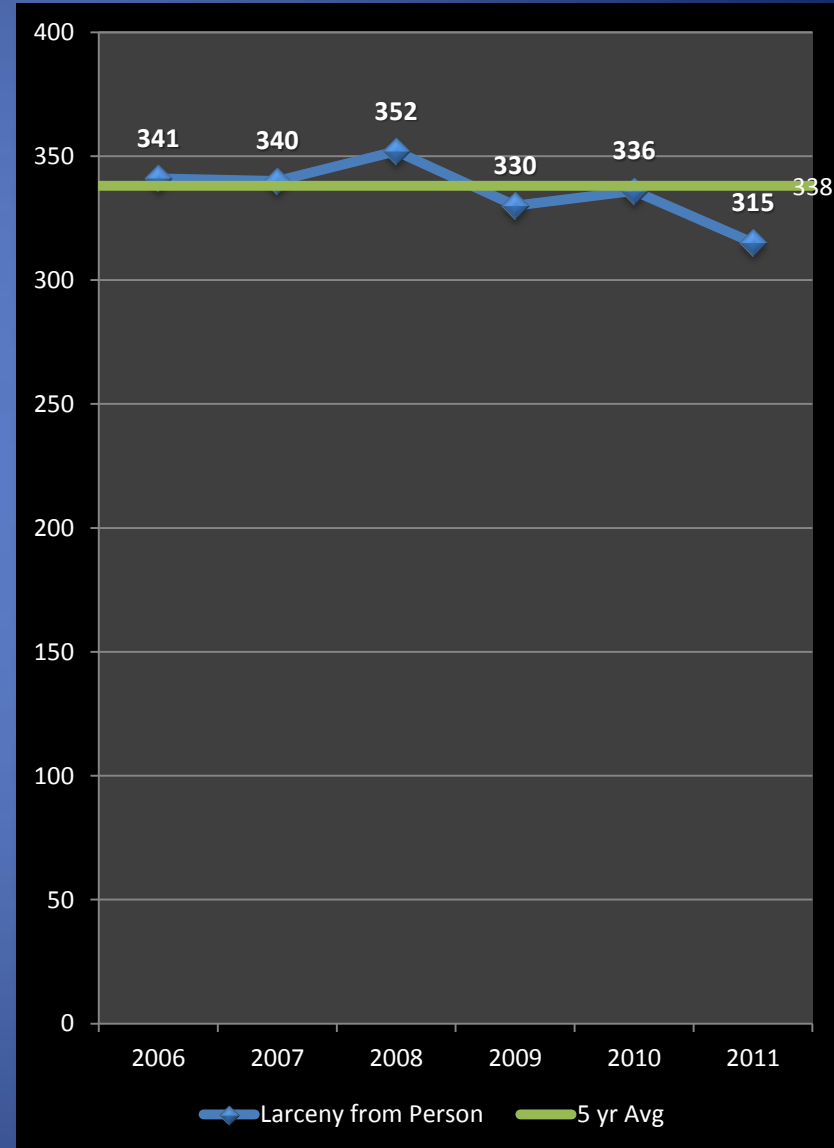
Previous Year

-6%

5 Year Average

-7%

- After an exceptionally calm Summer/tourist season in Harvard Square, and a subsequent increase following the return of students to Cambridge, **larcenies from persons have remained steady during the holiday months. This crime is down one incident when comparing the most recent four weeks to the previous four weeks.**
- Since the last BridgeStat, Central Sq and Harvard Sq saw two and ten dining-related incidents, respectively. Harvard Sq incidents were mainly Friday and Saturday during the late afternoons at restaurants or cafes. Crema Café was hit hardest with three taking place there. A career criminal was arrested on warrants in connection with at least one larceny from person at Crema Café.
- It should be noted that **larcenies from persons citywide are down 3% when compared with the first 12 months of 2010 and are registering a 7% decline when measured against the five-year average for this target crime.**





LARCENY: *from Residence*

Cooling Pattern

Percent Change

Last 4 Weeks

+200%

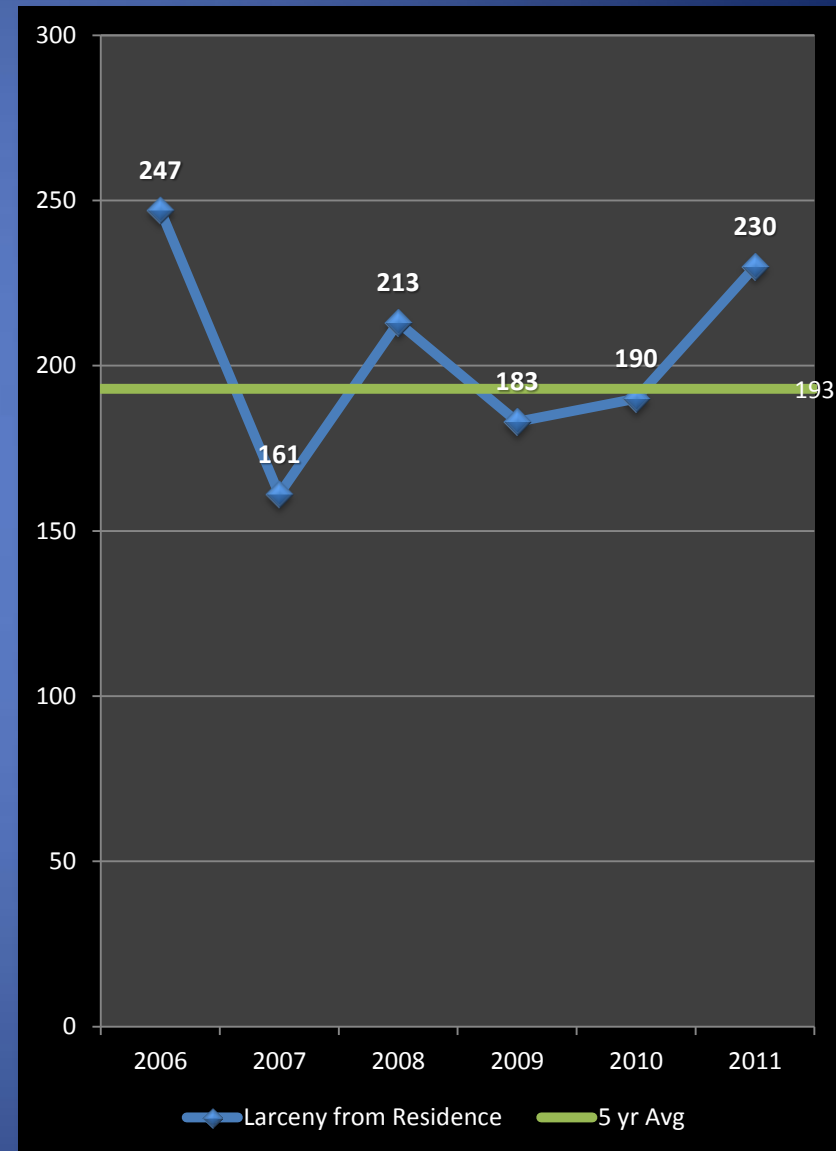
Previous Year

+21%

5 Year Average

+19%

- Package thefts increased dramatically during the holidays. When compared to the prior four weeks, package thefts rose by 32 incidents (or 200%).
- **The majority of the incidents took place in two specific areas of the city: Mid Cambridge (41%) and a Peabody/West Cambridge overlap on the periphery of Harvard Sq (30%).**
- Cambridge arrested a suspect and Somerville arrested two people on the same day (12/20/11) for package thefts. The two arrests were not related. Due to the arrests and the close of the holiday season, package thefts have drastically decreased.



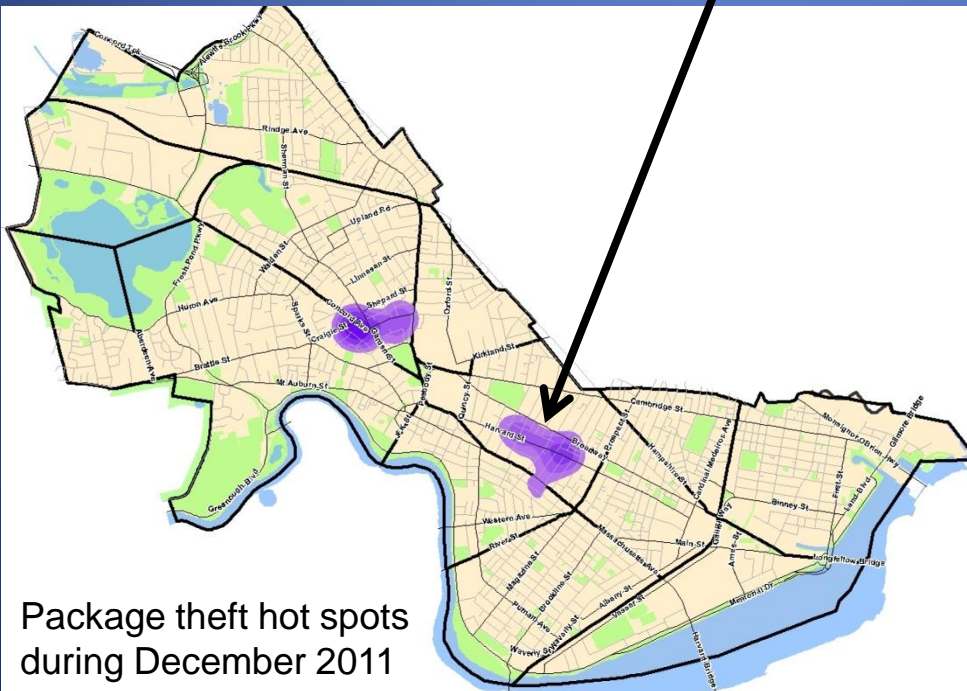


Cambridge Arrest: Package Thefts

12/20/11 Lincoln St

Robert CHAMBERS was arrested after an off duty officer recognized him as the suspect in the surveillance photos from Harvard St viewed earlier that day. The reporting person who lives in the building saw CHAMBERS acting suspiciously and looking at packages on 12/14 and positively identified him as the Suspect. CHAMBERS had a yellow and green duffel bag full of stolen items in his possession.

Chambers is believed to be responsible for multiple package thefts in this area.



Package theft hot spots
during December 2011





Package Theft Suspects Arrested in Somerville

From Boston.com:

Manuel SHEEHAN (27) and Kristen CASEY (26) of Somerville were arrested on Tuesday, December 20th in connection with multiple package thefts from area residences. Acting on information from the Medford PD, Somerville officers stopped a motor vehicle at Pearl Street & McGrath Highway that matched the description of a car suspected of involvement with the theft of packages from the area. Officers noticed that the car was full of boxes marked for delivery to several local addresses. The search of CASEY and SHEEHAN'S Everett Ave home found **more than 100** similar items.



AUTO THEFT

No Patterns

Percent Change

Last 4 Weeks

0%

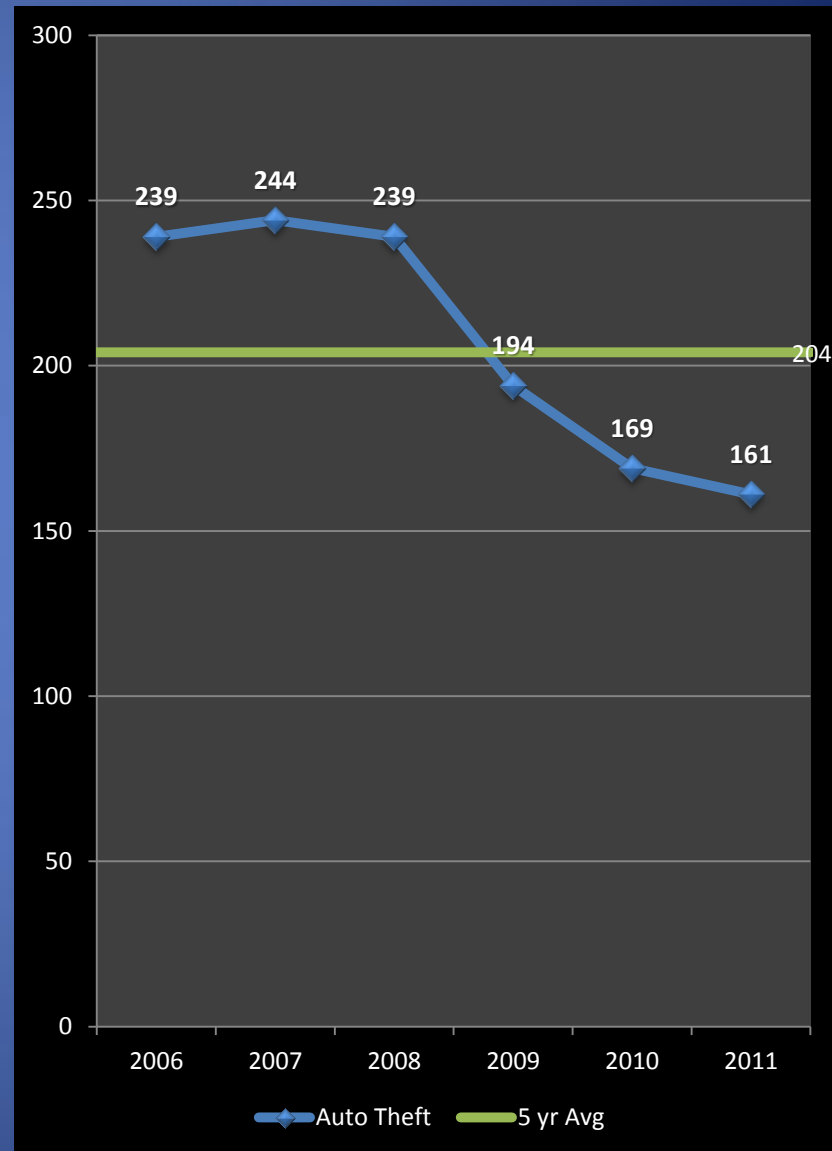
Previous Year

-5%

5 Year Average

-21%

- The 5-year weighted average for auto theft for 51 weeks of the year is 204 incidents; there have been only 161 reported in Cambridge for this time period in 2011, which translates to a 21% decline.
- There have been 8 fewer auto thefts in Cambridge in 2011 than there were during the same time period last year. The number of auto thefts in 2010 was at a historical low.
- Since November 29th, 2011, cars have been stolen from the following neighborhoods: Mid Cambridge (5), Cambridgeport (3), North Cambridge (2), East Cambridge (1), West Cambridge(1), Peabody (1).
- **Only 74 of the 161 cars stolen thus far in 2011 (or 46%) have been recovered. Our normal recovery rate at the end of each year is usually between 70 to 75 percent.**





Help Prevent Crime

And keep yourself informed!

To receive information from the CPD:

- Sign up with for the **Cambridge Alert Network**, to receive alerts about emerging crime patterns, neighborhood meetings, and crime prevention tips, by visiting www.CambridgeMa.gov/AlertNetwork.
- “Like” the Cambridge Police Department on Facebook at www.facebook.com/CambridgePolice
- Follow [@CambridgePolice](https://twitter.com/CambridgePolice) on Twitter.
- Visit our website at www.CambridgePolice.org for valuable information and reports including the Daily Log and **BridgeStat**, which is published on the first Friday of every month.
- Download our new “MyPD” smartphone app at <http://1.usa.gov/yM6TNo>.

To Share Information with the CPD:

- Call our Non-Emergency Telephone Number at **617-349-3300**.
 - Every call for service generates a police response, so help drive our resources by reporting things that seem suspicious or out of the ordinary.
- Send an Anonymous TEXT-A-TIP:
 - Send an ANONYMOUS text message to **Tip411 (847411)**. Begin your message with Tip650 and then type your message. You will receive a response from the Cambridge Police with the option to continue communicating. Please remember that this is not a replacement for 9-1-1. **If you witness an emergency situation, please call 9-1-1 immediately.**
- Send an Anonymous Crime Tip E-Mail at <http://www.cambridgema.gov/cpd/communityresources/anonymousemailtipform.aspx>



Questions?

- Although this is the final BridgeStat report for 2011, this is *NOT* the final report for 2011. Our detailed Annual Crime Report will contain full data for 2011 and will be released in the coming weeks.
- We welcome all questions, comments, and suggestions.
- Please direct your feedback to:
BridgeStat@CambridgePolice.org
- For more detailed analytical reports, including the full 2010 Annual Crime report, please visit
<http://www.cambridgema.gov/cpd/communityresources/crimereports.aspx>