



Cambridge Police Department BridgeStat

February 2012

****BridgeStat was recognized by the International Association of Crime Analysts in the Statistical Bulletin Category at 2011 IACA Training Conference.***



Part I Property Crime

Cambridge Police BridgeStat

	4 Week Snapshot				Year to Date			Five Year	
	1/3 - 1/30	1/31 - 2/27	Change		2011	2012	Change	Avg	Change
Burglary	39	31	-21%		65	73	12%	69	6%
Commercial Break	3	2	-33%		16	6	-63%	13	-54%
Housebreak	36	29	-19%		49	67	37%	56	20%
Larceny	195	164	-16%		252	365	45%	322	13%
Larceny (Misc)	3	2	-33%		6	5	-17%	4	25%
Larceny from Building	35	30	-14%		59	65	10%	59	10%
Larceny from MV	46	63	37%		59	112	90%	111	1%
Larceny from Person	30	23	-23%		32	56	75%	45	24%
Larceny from Residence	29	16	-45%		37	45	22%	28	61%
Larceny of Bicycle	17	6	-65%		6	23	283%	8	188%
Larceny of Plate	1	1	0%		6	2	-67%	7	-71%
Larceny of Services	2	0	-100%		4	2	-50%	4	-50%
Shoplifting	32	23	-28%		43	55	28%	56	-2%
Auto Theft	8	9	13%		13	17	31%	20	-15%
Total Property Crime	242	204	-16%		330	455	38%	412	10%



Part I Violent Crime

	<u>4 Week Snapshot</u>			<u>Year to Date</u>			<u>Five Year</u>	
	1/3 - 1/30	1/31 - 2/27	Change	2011	2012	Change	Avg	Change
Homicide	0	0	IN-CALC	0	0	IN-CALC	0	IN-CALC
Rape	2	2	0%	6	4	-33%	4	0%
Robbery	10	6	-40%	14	16	14%	20	-20%
Commercial Robbery	2	1	-50%	1	3	200%	2	50%
Street Robbery	8	5	-38%	13	13	0%	18	-28%
Aggravated Assault	17	18	6%	34	37	9%	34	9%
Total Violent Crime	29	26	-10%	54	57	6%	59	-3%



Part I Total Crime

	<u>4 Week Snapshot</u>			<u>Year to Date</u>			<u>Five Year</u>	
	1/3 - 1/30	1/31 - 2/27	Change	2011	2012	Change	Avg	Change
Homicide	0	0	IN-CALC	0	0	IN-CALC	0	IN-CALC
Rape	2	2	0%	6	4	-33%	4	0%
Robbery	10	6	-40%	14	16	14%	20	-20%
Commercial Robbery	2	1	-50%	1	3	200%	2	50%
Street Robbery	8	5	-38%	13	13	0%	18	-28%
Aggravated Assault	17	18	6%	34	37	9%	34	9%
Total Violent Crime	29	26	-10%	54	57	6%	59	-3%



Crime in Cambridge: 1/1/12 to 2/27/12

- In last month's BridgeStat, we paraphrased the old saying that "rain is the policeman's best friend" in combating crime, well so are major snow storms. Over the first 2 months of 2011, 72 inches of snow fell Cambridge. Through the first 7 weeks of 2012, snowfall in the City has been recorded at 7 inches. The mild weather and lack of snow cover have had a significant effect in the rate of thefts from vehicles and stolen bikes in the City so far in 2012.
- Serious crime **jumped 33%** when compared with the first 2 months of 2011, and posted a **9% increase** when measured against the 5-year weighted average for this timeframe. The majority of this increase can be attributed to the overall increase in larceny (**45%**) where there have been 113 additional thefts reported above the period between January 1st to February 26th of 2011. Larceny from MVs jumped **90%**. **Last winter the majority of cars in Cambridge were buried under 70 inches of snow.** A better barometer of this index crime's rate is the 1% (one crime) above the 5-year weighted average for larceny from motor vehicles. The 17 bikes stolen in January represented the highest total assigned to a winter month for this crime in recent memory. Bike theft leveled off in February, with only 6 being stolen, but statistically it is still 283% above last year when Cambridge resembled Moscow on the Charles.
- A detailed analysis of all statistics indicates that there were **125 additional property crimes recorded in the first 2 months** of 2012 to register a **38% increase** when compared with January 1st to February 26th of 2011. **Violent crimes** registered a slight rise of **6% (three additional incidents)** when measured versus the first 2 months of last year and declined by **3%** when placed against the 5-year weighted average. When compared with the previous 4-week period, robbery fell 40% with no discernible patterns identified.



MURDER

No Patterns

- No murders were recorded in Cambridge during the first two months of 2012.

Review of Murders in Cambridge in 2011

- The first murder in the City in over 20 months occurred on March 12th of 2011 when a 30-year old Cambridge resident was shot to death near Central Square.
- Over the final 6 weeks of 2011, there were 4 domestic homicides committed in Cambridge, including the shooting of 3 family members on Grove Street on December 9th. With the suicide of the assailant in the Grove Street incident, and the subsequent arrest of the daughter in a domestic homicide on Elm Street on November 20th, only the March 12th shooting remains unsolved.
- 27 of the 33 murders in Cambridge since 1995 have been cleared by arrest or by the suicide of the perpetrator, which translates to an 82% clearance rate over that 17 –year period. For comparison, the clearance rate for homicides was 65% nationally and 50% in New England in 2010.

Change*

Last 4 Weeks

Previous Year

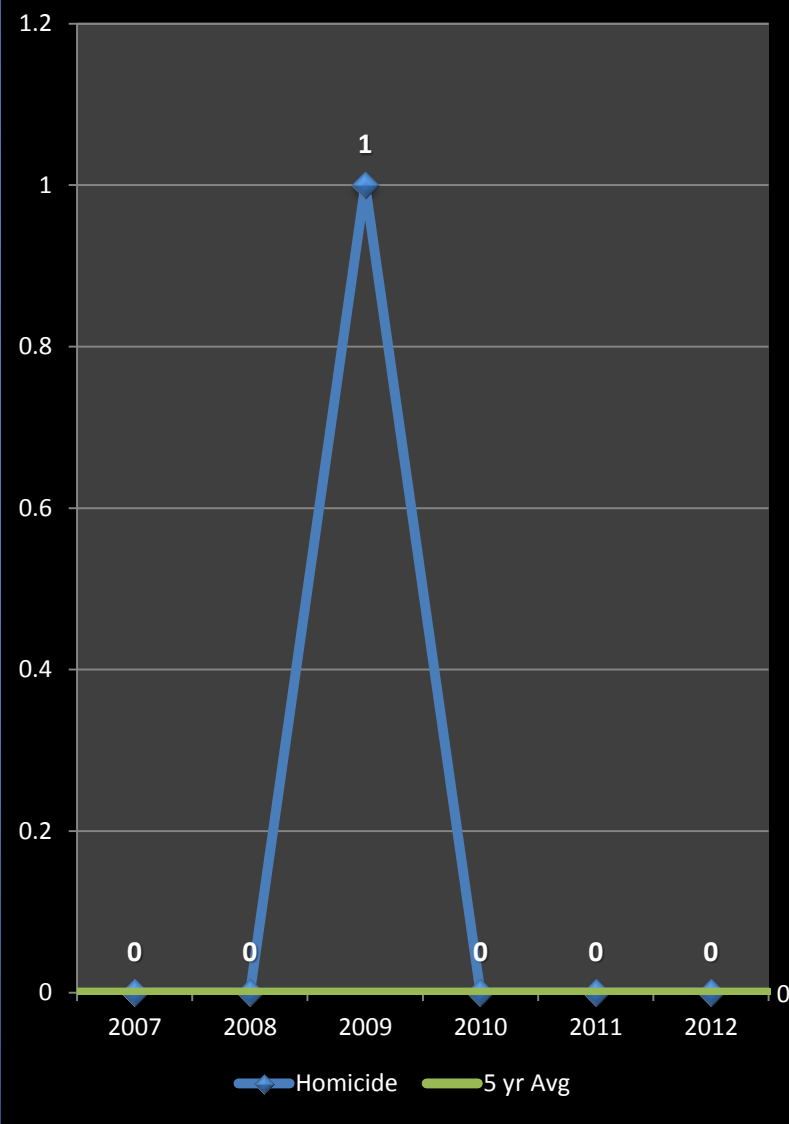
5 Year Average

*IN -CAL

*IN -CAL

*IN -CAL

*IN -CAL: Percentages are not calculated for numbers so small as to present a statistically misleading percentage.





RAPE

No Patterns

Percent Change

Last 4 Weeks

Previous Year

5 Year Average

*IN -CAL

-33%

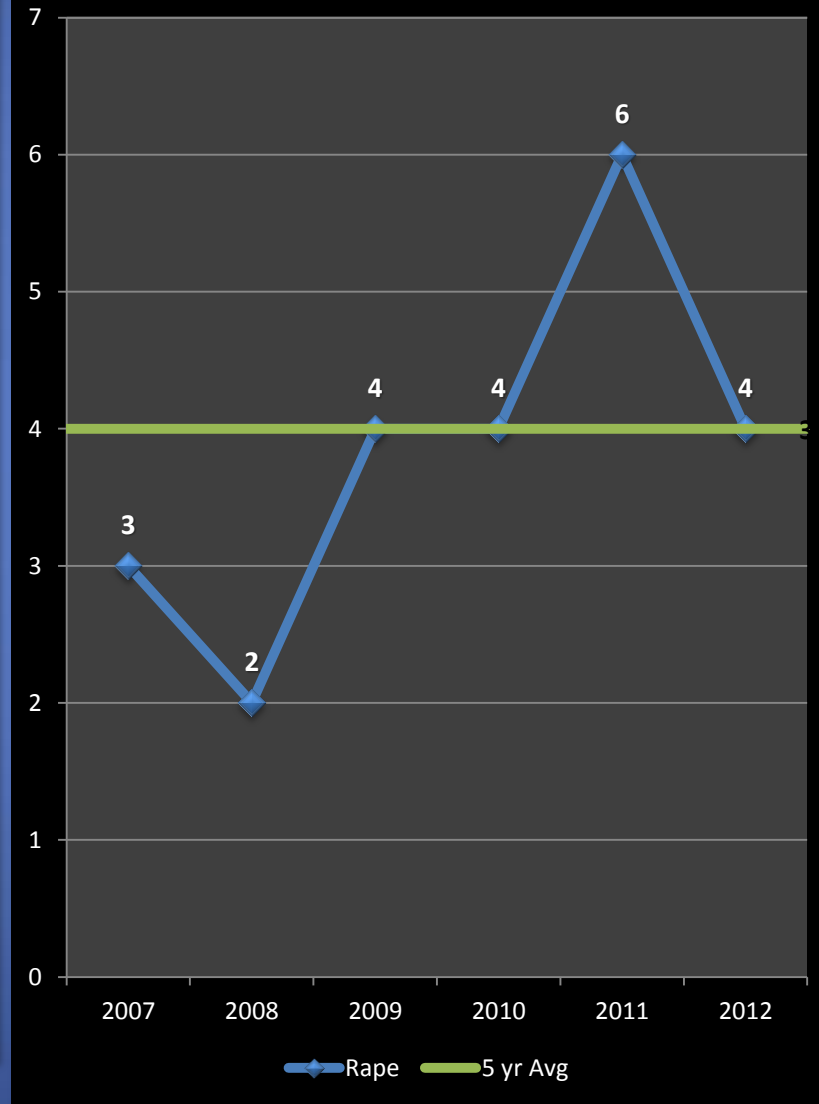
No Change

*IN -CAL: Percentages are not calculated for numbers so small as to present a statistically misleading percentage.

- Over the first 8 weeks of 2012, there were 4 rapes reported in Cambridge. All of these crimes were classified as non-stranger: 1 as domestic in nature, the other 3 were classified as acquaintance scenarios. A former boyfriend and an acquaintance are the prime suspects that have been identified in the cases that remain under investigation.

Review of Rape Trends for Cambridge in 2011

- The increase in rapes over the past 3 years can be partly attributed to a surge in domestic and acquaintance sexual assaults where a minor has been involved.
- There were 2 stranger-to-stranger rapes in Cambridge in 2011. Both incidents were females followed and blitzed in high pedestrian activity areas late at night with the subsequent arrest of the rapist.
- 8 of the 26 sexual assaults reported in 2011 occurred in previous years. This is a trend that we have observed over the past few years with 25% to 33% being reported long after the original date of the incidents.





AGGRAVATED ASSAULT

No Patterns

Percent Change

Last 4 Weeks

+6%

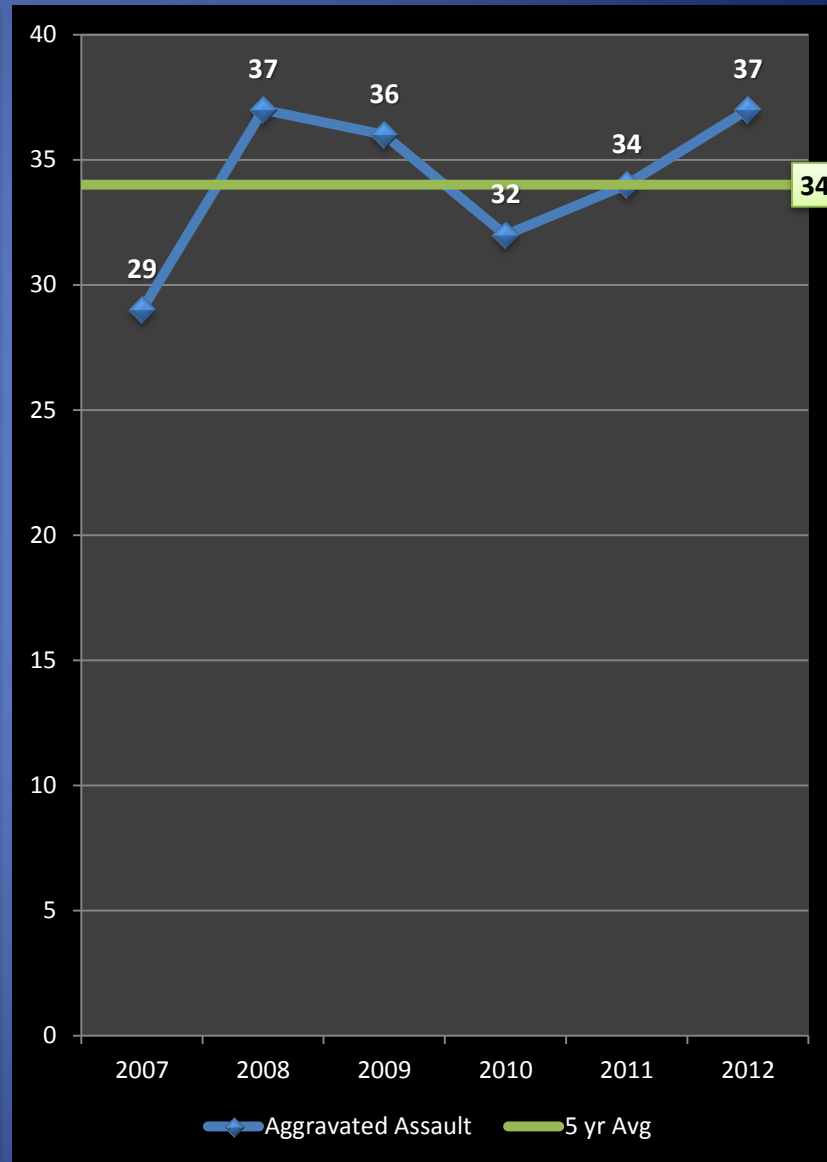
Previous Year

+9%

5 Year Average

+9%

- When measuring this violent index crime against the 5-year average for the first 2 months of this year, there has been a **small increase of 9%, with 3 additional incidents** above the projected average of 34 assaults. When compared to the time period between 1/1/11 to 2/26/11, **aggravated assaults have increased 9%, with 3 more incidents than 2012. Over the past 4 weeks, there was an increase of one assault over the total of the previous month.**
- 14 of the 37 aggravated assaults **(38% - a slightly higher average than normal for domestic assaults)** that were reported so far in 2012 were categorized as domestic in nature. So far this year, there has been **no repeat of the bar related assaults on weekends in Harvard and Central Squares that were a problem during the first quarter of 2011.** The last non-domestic-related shooting in the City was on May 30th of 2011.
- **Review of Aggravated Assault trends in Cambridge for 2011:** Over the past 5 years, aggravated assaults have leveled off a to roughly 250 incidents per year. Further analysis of the data indicates small percentage increase/decrease of one to three percent since 2006.





ROBBERY

No Patterns

Percent Change

Last 4 Weeks

-40%

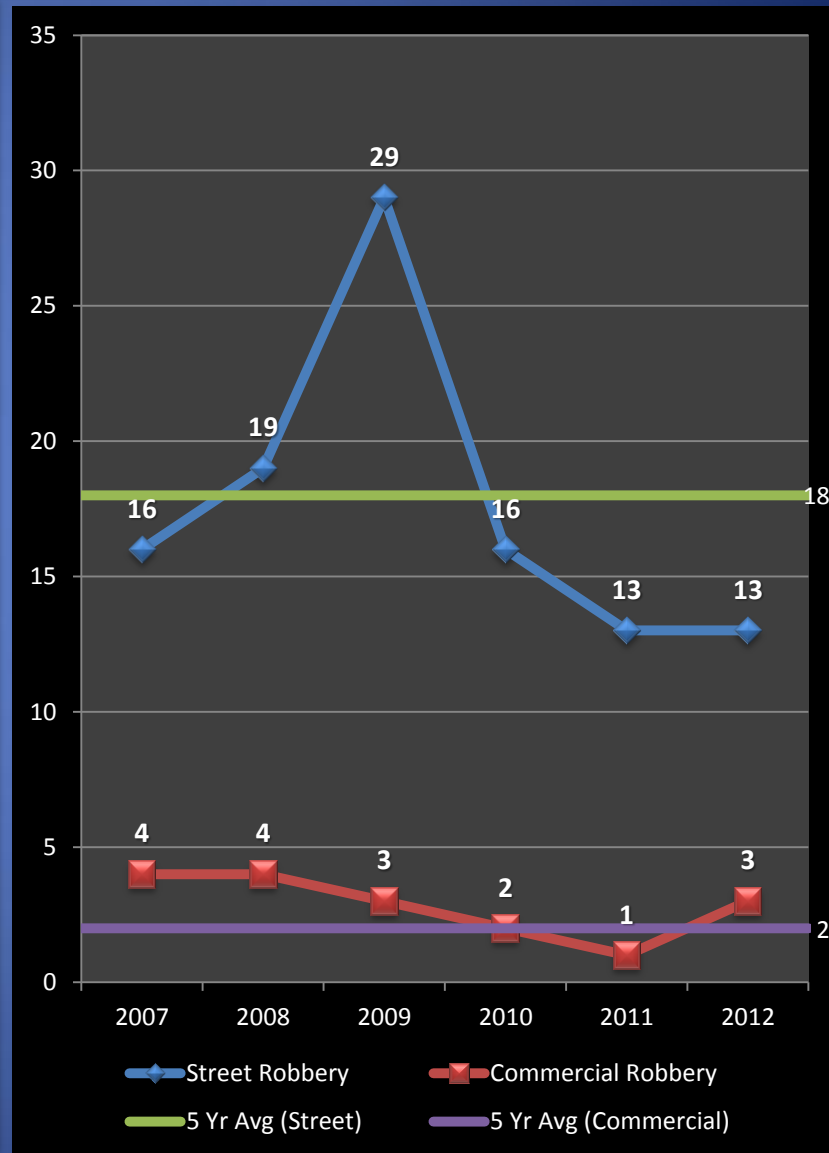
Previous Year

+14%

5 Year Average

-20%

- The 5-year average for overall robbery in Cambridge for the first 2 months of the year is 20 incidents. From January 1st to the 26th of February, 16 robberies were recorded to register a 20% decrease below the projected total.
- Street robberies have fallen 28% when measured against the 5-year average, down 5 incidents from the projected total of 18 incidents. Arrests were made in 3 of the 5 street robberies that occurred in the vicinity of Central Square. A fourth arrest was registered for a robbery in East Cambridge when 2 juveniles from Chelsea were collared for a cell phone grab and run.
- There have been only 3 commercial robberies in Cambridge between 1/1/12 to 2/26/12. A North Cambridge Bank was victimized twice. A subject from Everett has been charged with one of the incidents. The other commercial robbery was at a drug store in Porter Square. A shoplifter was stealing hand lotion and pulled a knife on an employee of the store.
- Commercial robberies in 2012 are down 50% when weighed versus the 5-year average.





BURGLARY

No Patterns

Percent Change

Last 4 Weeks

-21%

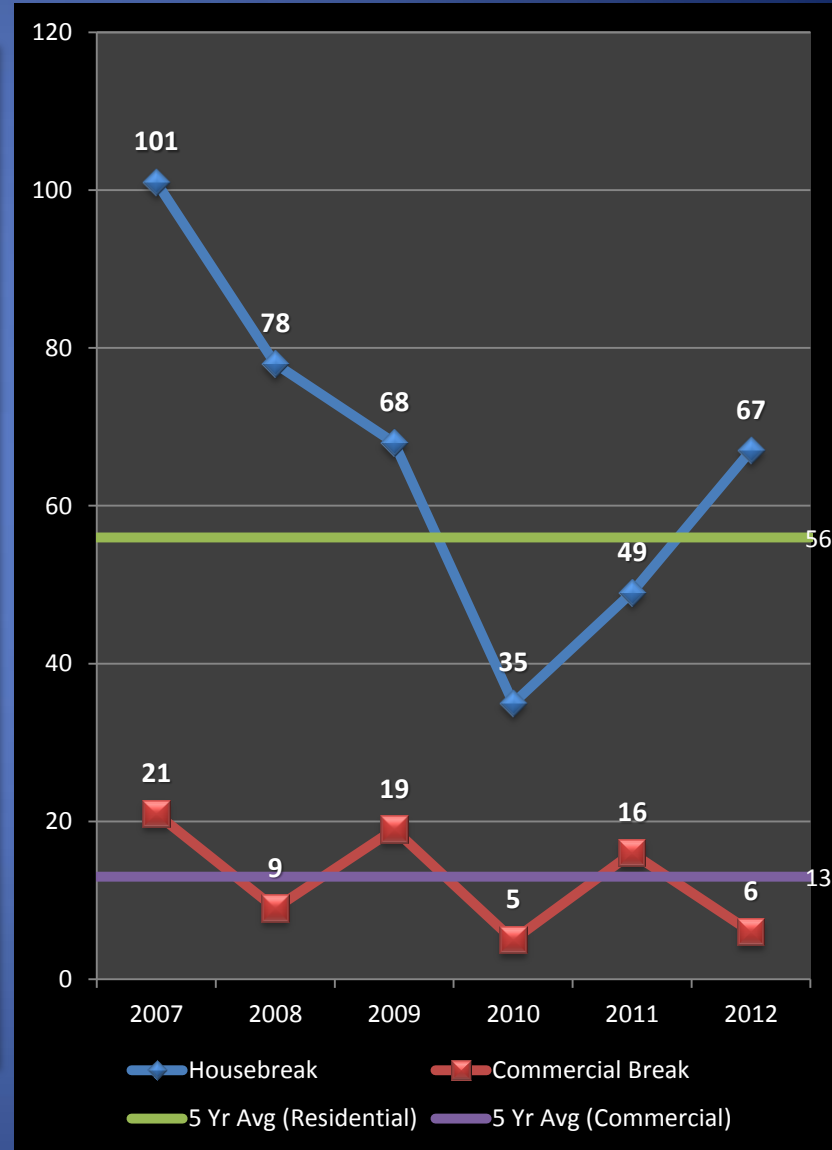
Previous Year

+12%

5 Year Average

+6%

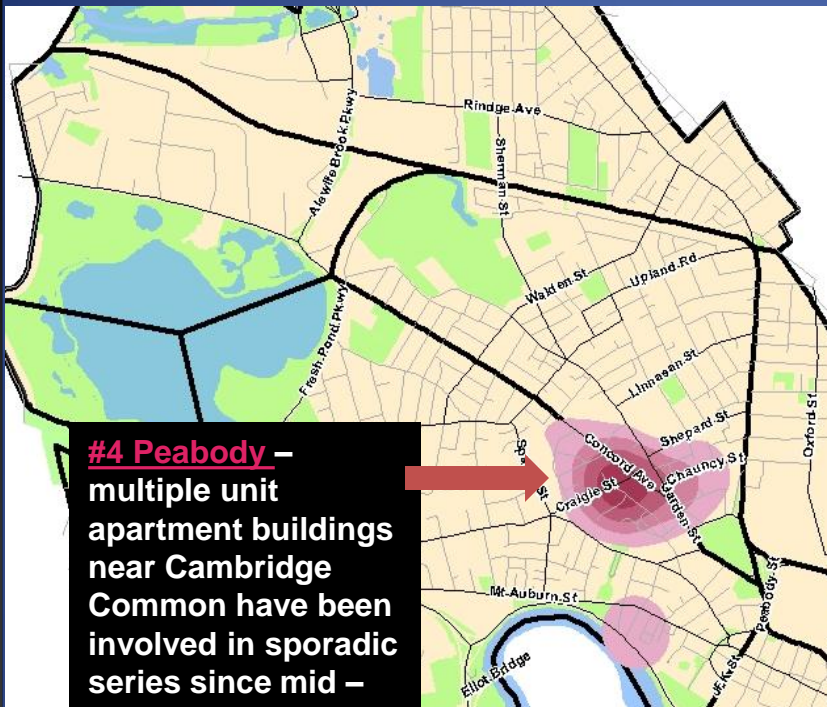
- Total burglary, the combination of residential and commercial burglary, is up 6% when compared to the 5-year average with 4 additional **incidents above** the projected total and up 12% when compared with last year total for the first 2 months of the year with 8 more fewer burglaries counted. When comparing this property crime with the prior month of January, a 21% decline has been registered (8 fewer burglaries).
- The next slide highlights areas being monitored for sporadic series of housebreaks. These incidents have some matching commonalities but fall short of being classified as full blown patterns
- Commercial breaks fell 63% when compared with the first 2 months of 2011 and were down 54% when measured against the 5-year average. There were only 2 breaks into businesses the past 4 weeks, and 6 total for 2012 with 3 of these being attempts.





Housebreak Activity: 1/1/12 to 2/27/12

Cambridge Police BridgeStat

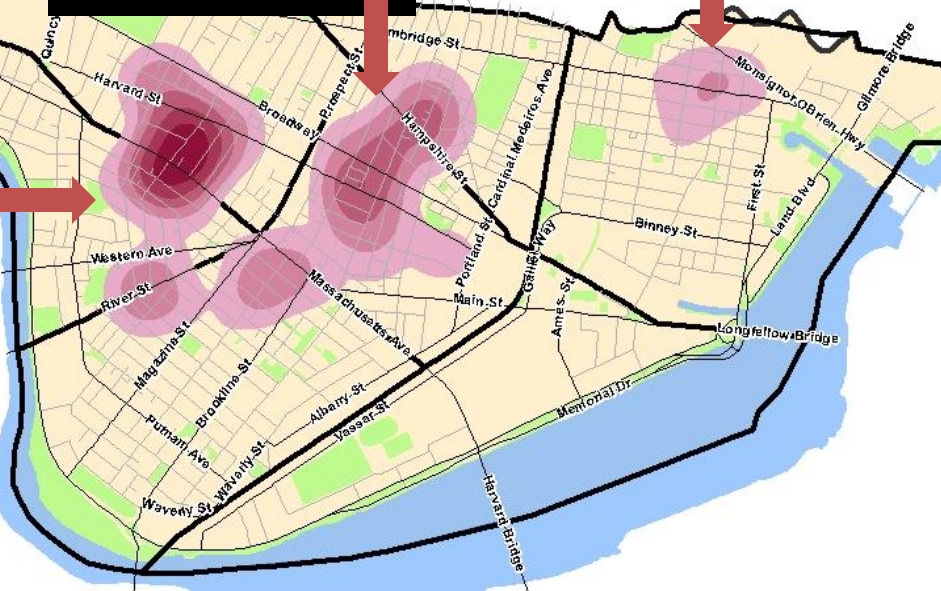


#4 Peabody – multiple unit apartment buildings near Cambridge Common have been involved in sporadic series since mid – December - Friday and Saturday – under close observation.

#2 Area 4 – 12 housebreaks since 1/1/12 – the majority in the first five weeks of the year – quiet since 2.8.12 – late afternoon breaks through rear doors between Thursdays and Saturday – majority of apartments had multiple roommates with laptops as targets –series has cooled.

#1 East Cambridge – 5 housebreaks from the middle of January to the first week of February in the 300 to 500 block of Cambridge Street – scattered series – no commonalities – last incident was an attempt on Sciarappa on 2.22.12.

#3 Mid-Cambridge – 14 incidents - Sporadic housebreaks in 300 to 400 block of Harvard and Broadway including adjacent side streets –weekends – cooling - two housebreaks since 2.15.12.





Housebreaks

What can we do?

Police Response Strategy:

- Cambridge Police deployed extra patrols to the affected areas in order to combat the recent increase in housebreaks.
- CPD is also utilizing plainclothes officers and detectives in the affected areas.



Citizen Response Strategy:

- Citizens are asked to take the following precautions to protect themselves, their homes, and their belongings from burglaries:
 - Try “**casing**” your own home.
 - **ALWAYS lock your doors and windows.** Many housebreaks have occurred through open windows or unlocked doors.
 - **Leave a light on** when you leave.
 - Install motion sensor lights.
 - **NEVER** prop open the door or let someone in behind you.
 - **Be vigilant.** If you suspect suspicious activity, please report it to the police immediately by calling **617-349-3300**.
 - **Document serial numbers** of all electronics and take pictures of all valuables.
 - **Request a Residential Security Survey** from the Cambridge Police Department. For more info, please call **617-349-3236**.
- For more info on how to protect yourself from housebreaks, visit www.CambridgePolice.org/SafetyTips.



LARCENY

No Patterns

Percent Change

Last 4 Weeks

-16%

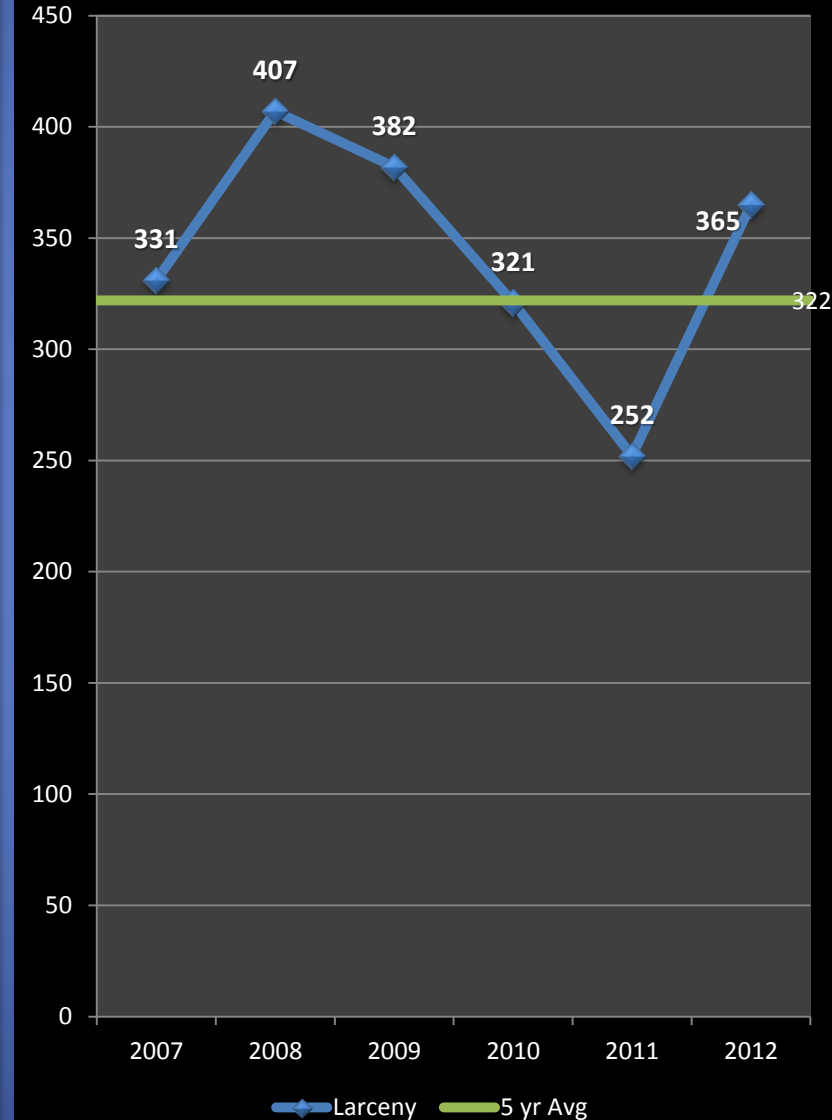
Previous Year

+45%

5 Year Average

+13%

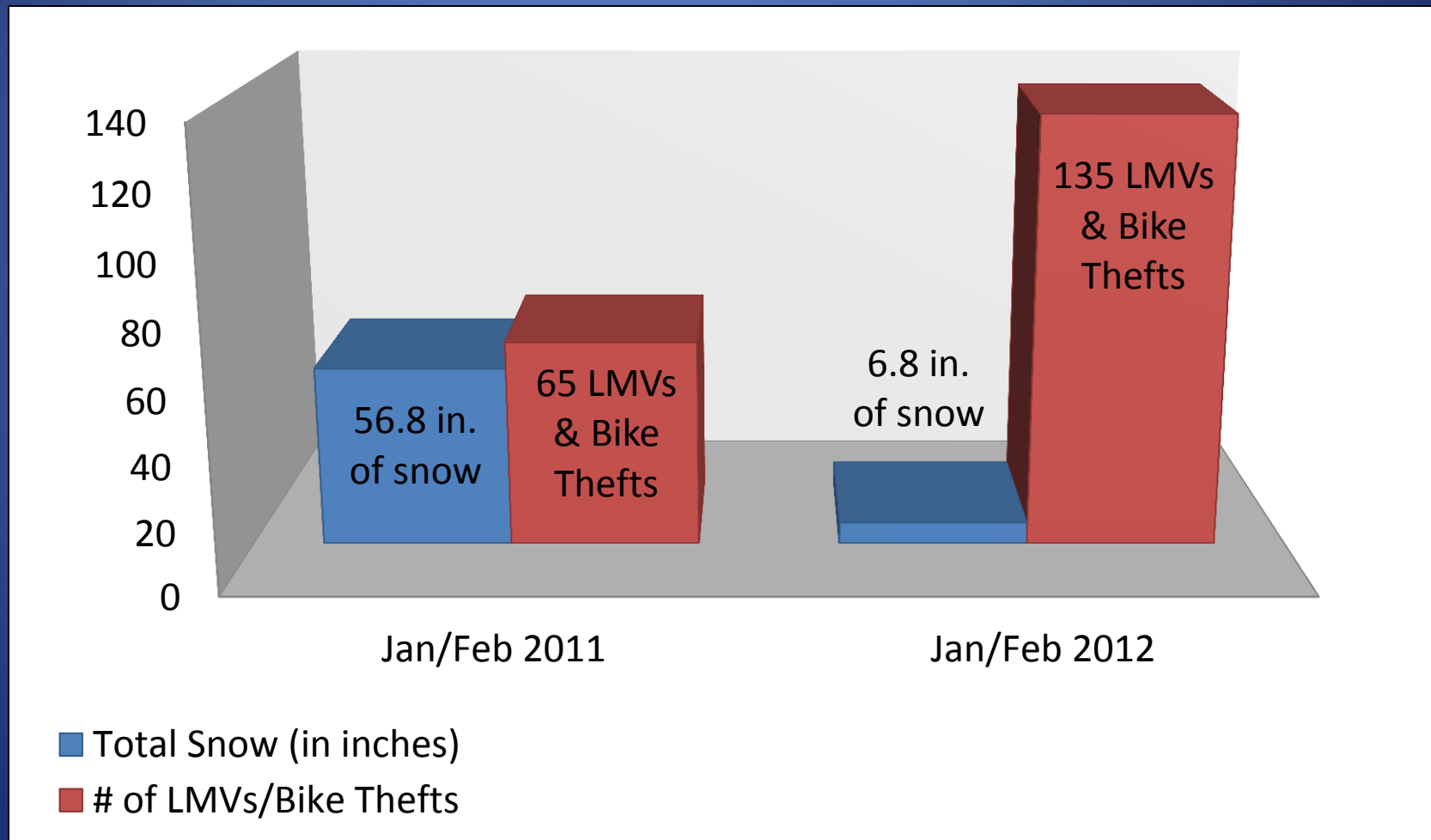
- Overall, larceny in the first 2 months of 2012 rose a substantial 45% when compared with the same time frame in 2011. This increase can be mostly attributed to the drastically different weather conditions from last winter to now (*see next slide for more info*). When measured against the 5-year weighted average for this time frame, a 13% increase has been registered. Looking at comparisons within the current year, larceny activity dropped 16% during the most recent 4 weeks when compared with the previous 4 weeks.
- Despite major increases in all of the main larceny types when compared against 2011, only partial trends and hotspots—not solid patterns—have been identified. These trends/hotspots can be found in thefts from motor vehicles and in dipper activity in the Squares. Furthermore, all larceny types except thefts from motor vehicles have dropped off in the most recent 4 weeks.





What a Difference a Year Makes:

During the winter of 2011 (January/February), weekly snow storms and cold weather led to a decrease in crime. In 2012, minimal snow amounts and warmer-than-average temperatures have contributed to increased crime rates, particularly seen in the outdoor property crimes of Larceny from Motor Vehicle and Larceny of Bicycle. These two crimes together increased by over 100% from the winter of 2011 to 2012.





LARCENY: *from MV*

No Patterns

Percent Change

Last 4 Weeks

+37%

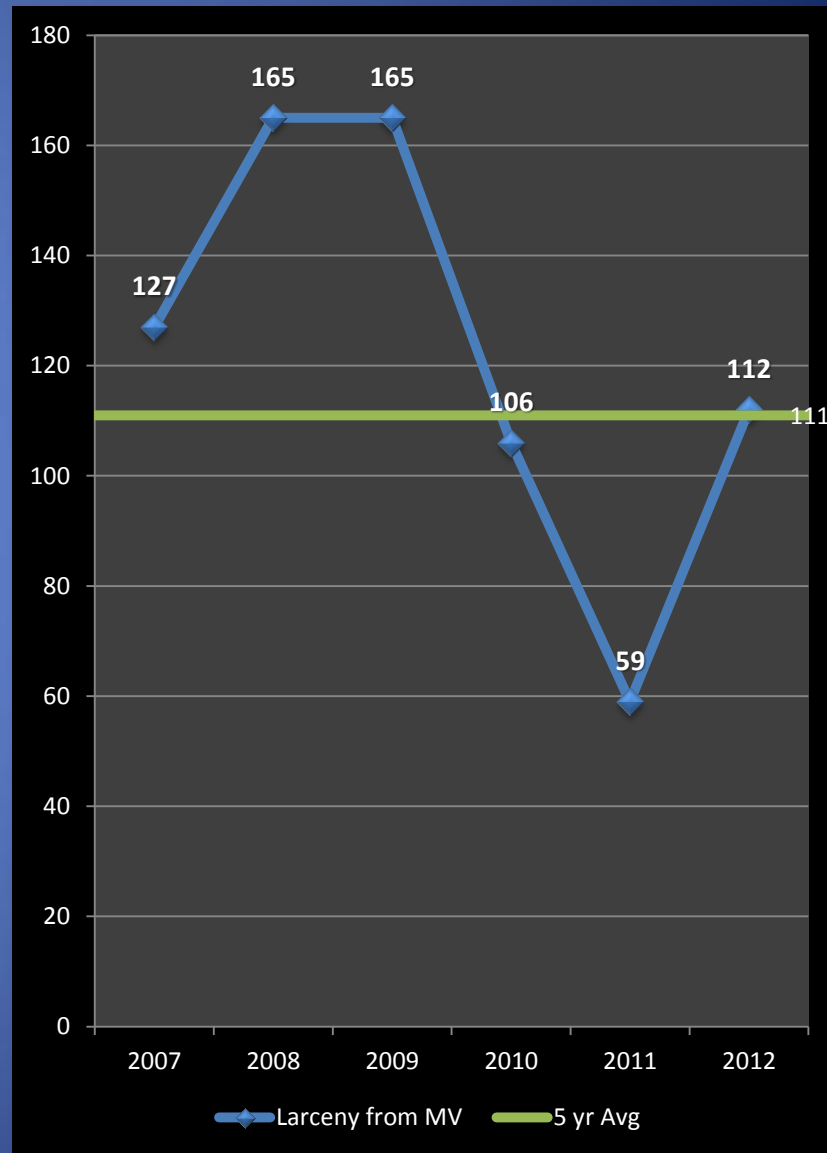
Previous Year

+90%

5 Year Average

+1%

- Larceny from Motor Vehicles are down 1% when compared with the 5-year average, with one additional **incident above** the norm for the first 2 months of the year. When measured against the previous four weeks, thefts from MVs rose by 37%. The current explosion of a 90% increase, when compared to the first 57 days of last year, can be attributed to the snow packed streets of last winter.
- **Review of LMV trends in Cambridge for 2011:** Larceny from Motor Vehicles was down 31% in 2011 when compared with the 5-year average, with nearly 300 fewer incidents than the norm for a given year. The number of thefts from vehicles recorded in 2011 was also 145 less than the 2010 total, which translates to a 18% reduction in thefts from cars.
- Patrol units made a significant arrest for larceny from a motor vehicle 2.12.12, when a 20-year old male from Salisbury was caught breaking into a car on Mason Street. The periphery of Harvard Square have been the scene of sporadic thefts from car patterns over the past 2 months.

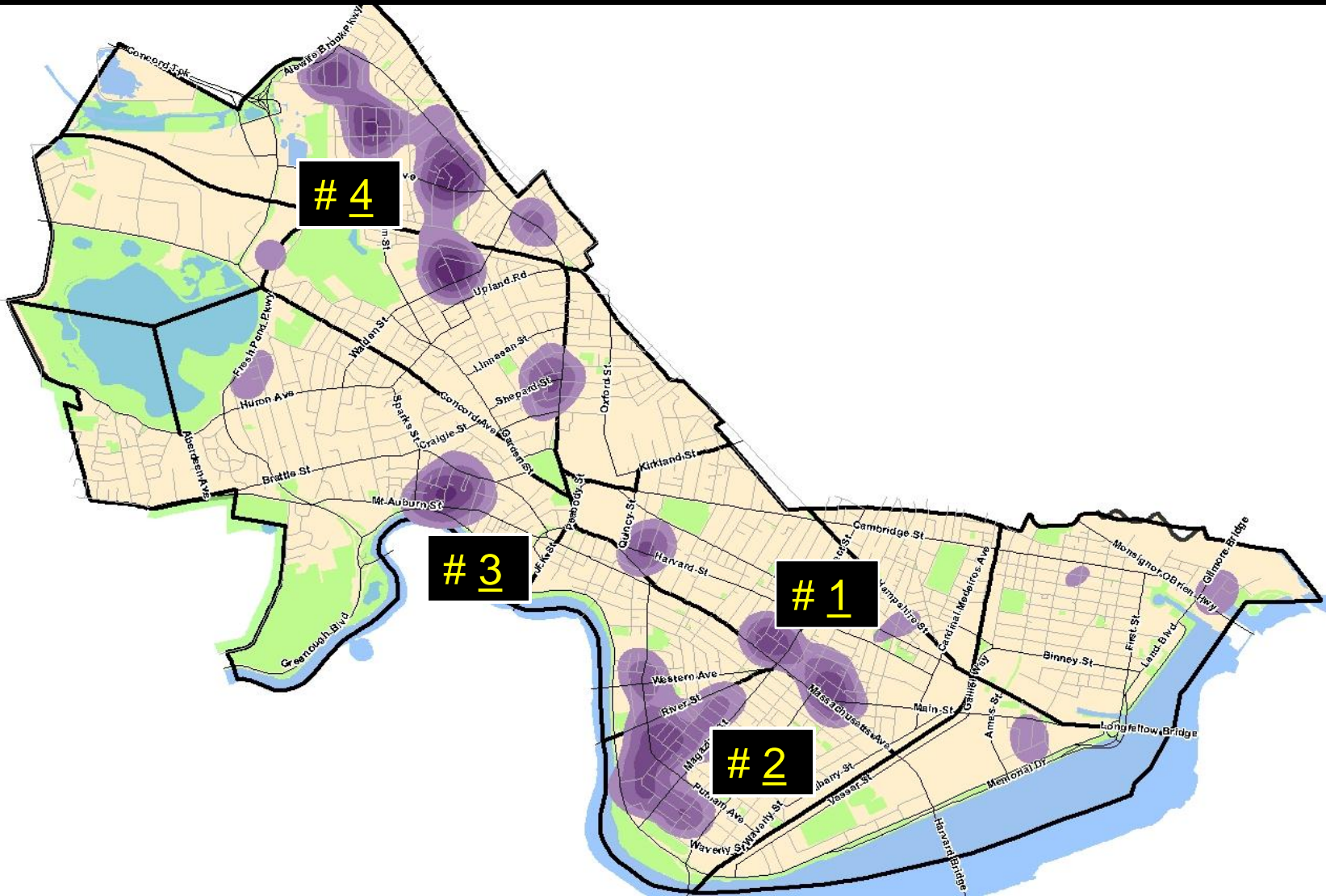




Review of Larceny from Motor Vehicles: 1/1/12 to 2/27/12

Cambridge Police BridgeStat

- # 1 Area 4 – 16 thefts - 800 to 900 block on Main St, **cooling**, majority of activity in January.
- # 2 Cambridgeport - 19 thefts – area around Cottage St, Kelly Rd and Fairmont St on weekend nights.
- # 3 West Cambridge - 15 thefts – 200 block of Mt Auburn, lower Brattle St. **cooling**, arrest on 2.12.12.
- # 4 Peabody / North Cambridge - 26 thefts – along Walden St and south of Porter Square on weekends area around Rindge Ave – **hottest area in City for LMV's** – Directed Patrols in place.





Larceny from Motor Vehicles

What can we do?

Police Response Strategy:

- Cambridge Police are focused on prevention of these crimes by increasing officer visibility in targeted areas.
- Citizens are encouraged to take the proper precautions to protect their vehicles and their belongings by doing everything possible to not make their vehicles easy targets.



Citizen Response Strategy:

- Citizens are asked to take the following precautions to protect themselves, their vehicles, and their belongings from theft:
 - **Take extra care when out doing your shopping.**
 - Make sure all of your car doors are locked when you leave your vehicle.
 - If you are **approached by a suspicious person** while you are in your vehicle, **sound your horn to attract attention.**
 - **NEVER LEAVE VALUABLES EXPOSED IN YOUR CAR.**
 - If you must leave packages or valuables in your car, **place them in the trunk of under a blanket to conceal them**
 - Visit our website for more tips to keep your vehicles and belongings at www.CambridgePolice.org/SafetyTips



LARCENY: of Bicycle

No Patterns

- In a typical January/February, as projected by the 5-year weighted average, 8 bicycles would be stolen in Cambridge. In 2011, there were 6 bikes stolen in the winter wonderland of Cambridge. In 2012 on the other hand, no snow and warmer weather produced 23 bicycle thefts, equaling a 283% increase over last year and a 188% rise over the norm for the first 2 months of the year.
- It should be noted that only 6 of the 23 bike thefts reported thus far in 2012 took place in February; the majority occurred in January, hence the notable decrease of 65% from the prior 4 weeks to the most recent.
- Since November, the only spatial trend identified with this crime has been from residences in the neighborhoods surrounding Central Square – Area 4 , Cambridgeport, Mid-Cambridge and Riverside. Although the numbers are small, close to 70% of the bike thefts citywide have gone down in these areas.

Percent Change

Last 4 Weeks

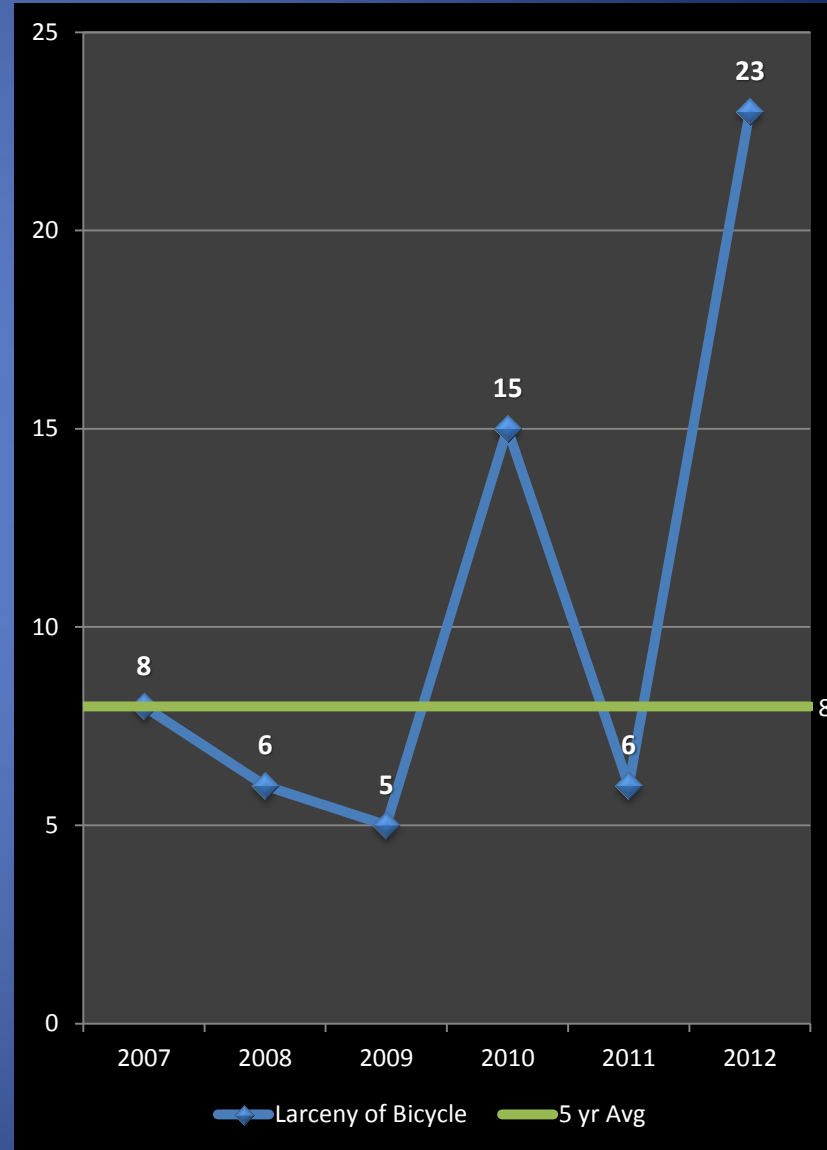
Previous Year

5 Year Average

-65%

+283%

+188%





LARCENY: *from Person* *Emerging Patterns*

Percent Change

Last 4 Weeks

-23%

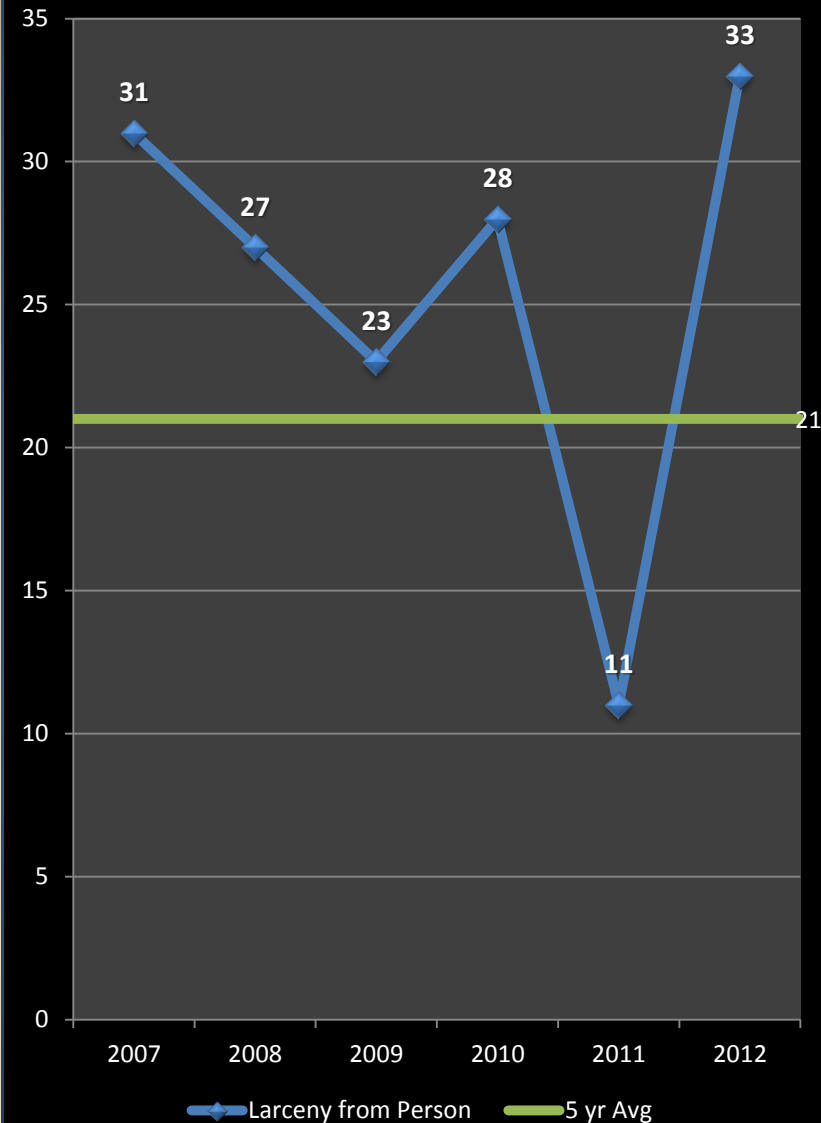
Previous Year

+75%

5 Year Average

+24%

- After a rough January with larceny from person increasing 200% when compared with the first month of 2011, things have cooled off and are up 75% when compared to the first 2 months of 2011.
- In the past 4 weeks there have been 23 larcenies from person, down 7 incidents from the previous 4 weeks. The overwhelming majority of these, 43%, have taken place in Harvard Sq. The predominant scenario for this criminal enterprise is the theft of laptops, cell phones and wallets from victims sitting alone in coffee houses on afternoons between the hours of 2:00PM and 4:00PM.
- In January, when this scenario was on a weekday, a CPD Crime Analyst predicted the exact location and time of the next incident and the suspect was swept up in an undercover operation. Despite that arrest, the thefts have continued. A single coffee shop in Harvard Square has been a prime location for this activity, with 4 incidents in the past 4 weeks.
- Like most other crimes the past few months, the increase can most likely be attributed to the very mild winter we have had in 2012.





AUTO THEFT

No Patterns

Percent Change

Last 4 Weeks

Previous Year

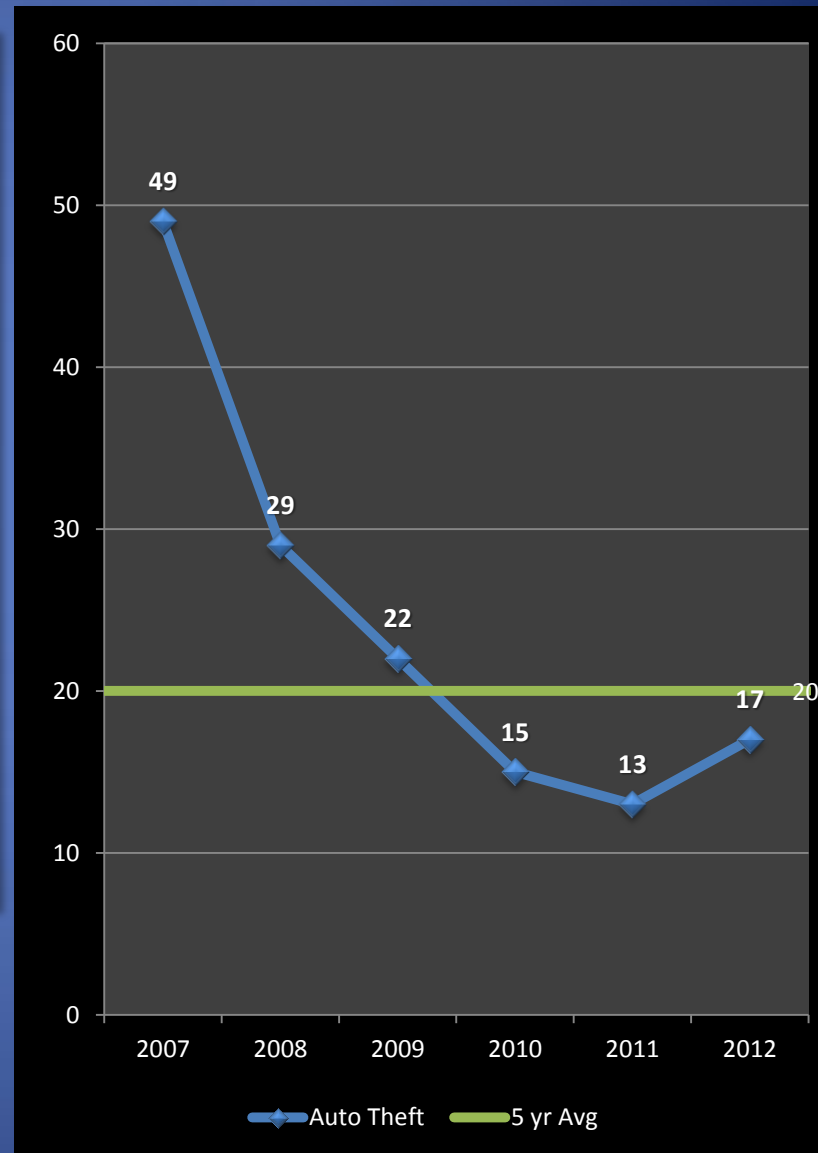
5 Year Average

+13%

+31%


-15%

- The 5-year weighted average applicable to auto theft for the first 2 months of the year is 20 incidents; there were 17 in 2012, a 15% drop. When compared with the previous 4-week period a 13% increase was registered which translates to one additional incident.
- Year to date, Cambridgeport has seen the most auto thefts at 4, followed by Peabody with 3. 11 of the 17 auto thefts have been recovered thus far, registering a 65% recovery rate.
- Very few auto theft patterns have been identified over the past decade. Hot spot clusters have been observed in and around the neighborhoods of Central Square – Area 4, Cambridgeport and Riverside, but no determinant spatial or temporal trend has been noted.





National & Regional Crime Patterns & Trends:

National /Regional	Tide Thefts – Yes, Laundry Detergent
	<p>On 2/28/12, a suspect entered a store in Central Square and removed several bottles of Tide Laundry Detergent. Upon looking into this theft further it was determined that there have been multiple large thefts of Tide Detergent nationally. In Minnesota a man was arrested for stealing \$25,000 worth of Tide over 15 months and in Maryland a Safeway store reported a loss of \$15,00 a month in stolen Tide.</p>



National & Regional Crime Patterns & Trends:

Eastern Mass



Package Thefts /Delivery Trucks – Holiday Pattern Continues

There have been a number of reports and subsequent arrests in an ongoing pattern of thieves following FEDEX /UPS trucks delivering merchandise purchased over the internet. This pattern usually surfaces every holiday season but this year it has continued through the first month of the year and appears to be prevalent throughout Eastern Mass. A number of arrests of career criminals, invariable substance abusers, have been made by: Cambridge, Somerville, Medford, and Danvers since Christmas. The Cambridge Police continue to monitor this problem.

Eastern Mass



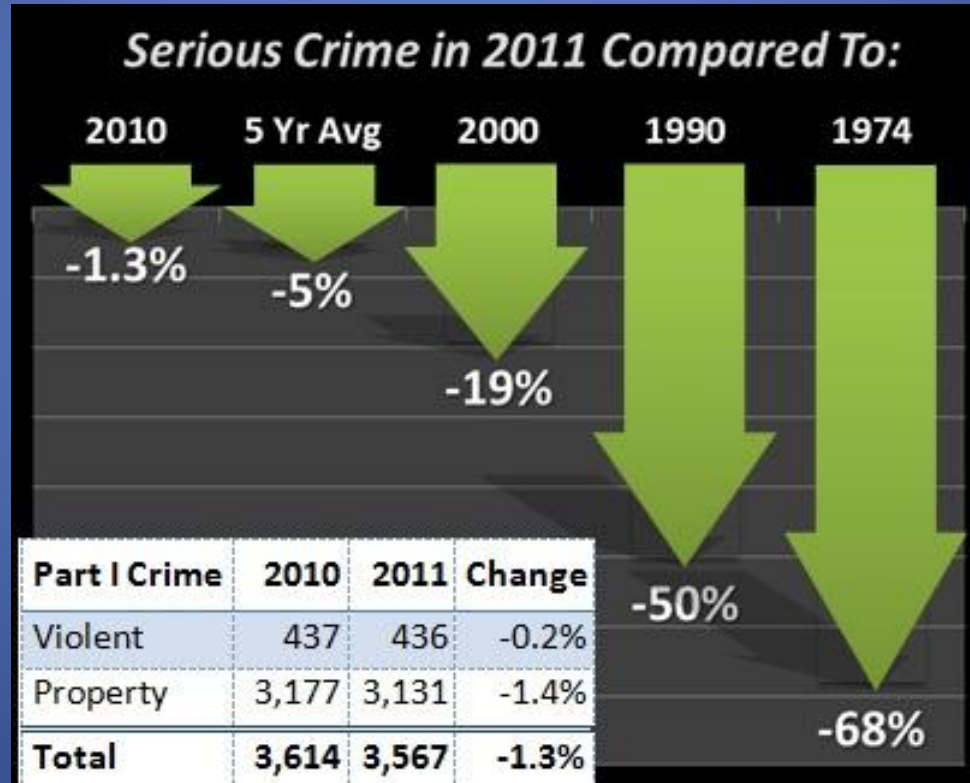
Commercial Robberies – Banks, Convenience Stores & Gas Stations

There has been a dramatic increase in commercial robberies in Eastern Mass over the past 2 months. A series of lone wolf armed robbers have been active throughout the South Shore, North Shore, Boston and the surrounding communities near Cambridge. This same pattern, with different players surfaced last January. Bank robberies have been increasing since early December. After not experiencing a bank robbery from December of 2010 to May of 2011, there have been 14 bank heists over the past 8 months in Cambridge. There have been arrests or warrants issued in the majority of the Cambridge bank robberies.



CRIME IN CAMBRIDGE REACHES HISTORIC LOW IN 2011

The decline of crime in the City of Cambridge for 2011 was small, but historic. The 3,567 serious crimes recorded in Cambridge in 2011 represent the lowest total of index crimes reported to the FBI since Congress enacted the Omnibus Crime Control Act in 1968. There were 47 fewer serious crimes registered in Cambridge in 2011 when compared with 2010, which translates to a 1% decrease in Part 1 offenses.



For more information, and to view the full 2011 Cambridge Crime Snapshot, visit <http://1.usa.gov/2011Crime> .



Help Prevent Crime

And keep yourself informed!

To receive information from the CPD:

- Sign up with for the **Cambridge Alert Network**, to receive alerts about emerging crime patterns, neighborhood meetings, and crime prevention tips, by visiting www.CambridgeMa.gov/AlertNetwork.
- “Like” the Cambridge Police Department on Facebook at www.facebook.com/CambridgePolice
- Follow [@CambridgePolice](https://twitter.com/CambridgePolice) on Twitter.
- Visit our website at www.CambridgePolice.org for valuable information and reports including the Daily Log and BridgeStat, which is published on the first Friday of every month.
- Download our new “MyPD” smartphone app at www.CambridgePolice.org/MyPD.

To Share Information with the CPD:

- Call our Non-Emergency Telephone Number at **617-349-3300**.
 - Every call for service generates a police response, so help drive our resources by reporting things that seem suspicious or out of the ordinary.
- Send an Anonymous TEXT-A-TIP:
 - Send an ANONYMOUS text message to **Tip411 (847411)**. Begin your message with Tip650 and then type your message. You will receive a response from the Cambridge Police with the option to continue communicating. Please remember that this is not a replacement for 9-1-1. **If you witness an emergency situation, please call 9-1-1 immediately.**
- Send an Anonymous Crime Tip E-Mail at www.CambridgePolice.org/Tips



Questions?

- Our detailed Annual Crime Report will contain full data for 2011 and will be released in the coming weeks.
- We welcome all questions, comments, and suggestions.
- Please direct your feedback to:
BridgeStat@CambridgePolice.org
- To review previous editions of BridgeStat, visit our website at www.CambridgePolice.org/BridgeStat