



Cambridge Police Department BridgeStat

February 2013

Produced by the Crime Analysis Unit



Part I Total Crime

- Serious crime in Cambridge slipped downward by 24% when compared with 2012, and when measured against the 5-year weighted average for this time frame, a 19% decline has been recorded.
- Over the past 4 weeks, there has been a 36% decline in Part I crimes with 80 fewer incidents having been reported.
- For the first 2 months of 2013, both violent and property crime recorded sizable decreases in all comparisons: 4 week, year-to-date, and the 5-year average.

| | 4 Week Snapshot | | | | Year to Date | | | | Five Year | |
|----------------------|-----------------|-------------|--------|--|--------------|------|--------|--|-----------|--------|
| | 1/1 - 1/28 | 1/29 - 2/25 | Change | | 2012 | 2013 | Change | | Avg | Change |
| Total Violent Crime | 20 | 19 | -5% | | 52 | 39 | -25% | | 54 | -28% |
| Total Property Crime | 205 | 126 | -39% | | 435 | 331 | -24% | | 403 | -18% |
| Total Part I Crime | 225 | 145 | -36% | | 487 | 370 | -24% | | 457 | -19% |



Part I Property Crime

Property crime is registering a 24% decrease below this time frame in 2012, and a 39% drop from the previous 4 weeks of 2013. Larceny from buildings **(-44%)** and from motor vehicles **(-58%)**, **both previously up in January of this year, have since begun to even out.** Overall, burglary is even with the past 4 weeks and is down 27% when compared to 2012.

| | 4 Week Snapshot | | | | Year to Date | | | | Five Year | |
|-----------------------------|-----------------|-------------|-------------|--|--------------|------------|-------------|--|------------|-------------|
| | 1/1 - 1/28 | 1/29 - 2/25 | Change | | 2012 | 2013 | Change | | Avg | Change |
| Burglary | 27 | 27 | 0% | | 74 | 54 | -27% | | 67 | -19% |
| Commercial Break | 1 | 2 | 100% | | 7 | 3 | -57% | | 10 | -70% |
| Housebreak | 26 | 25 | -4% | | 67 | 51 | -24% | | 56 | -9% |
| Larceny | 172 | 97 | -44% | | 344 | 269 | -22% | | 319 | -16% |
| Larceny (Misc) | 1 | 0 | -100% | | 5 | 1 | -80% | | 4 | -75% |
| Larceny from Building | 45 | 25 | -44% | | 62 | 70 | 13% | | 59 | 19% |
| Larceny from MV | 57 | 24 | -58% | | 101 | 81 | -20% | | 102 | -21% |
| Larceny from Person | 26 | 11 | -58% | | 55 | 37 | -33% | | 46 | -20% |
| Larceny from Residence | 9 | 9 | 0% | | 44 | 18 | -59% | | 33 | -45% |
| Larceny of Bicycle | 9 | 4 | -56% | | 22 | 13 | -41% | | 13 | 0% |
| Larceny of Plate | 2 | 1 | -50% | | 2 | 3 | 50% | | 5 | -40% |
| Larceny of Services | 4 | 0 | -100% | | 2 | 4 | 100% | | 3 | 33% |
| Shoplifting | 19 | 23 | 21% | | 51 | 42 | -18% | | 53 | -21% |
| Auto Theft | 6 | 2 | -67% | | 17 | 8 | -53% | | 17 | -53% |
| Total Property Crime | 205 | 126 | -39% | | 435 | 331 | -24% | | 403 | -18% |



Part I Violent Crime

- Both robbery **(-31%)** and aggravated assaults **(-26%)** have registered a notable decline when compared to 2012. Due to these reductions, the overall total of violent crime is **down 25%** compared to 2012 and down 5% compared to the last 4 weeks of 2013.
- In relation to the 5-year average, the violent crime total is 15 incidents below the threshold, or **down 28%**.

| | <u>4 Week Snapshot</u> | | | | <u>Year to Date</u> | | | | <u>Five Year</u> | |
|---------------------|------------------------|-------------|---------|--|---------------------|------|---------|--|------------------|---------|
| | 1/1 - 1/28 | 1/29 - 2/25 | Change | | 2012 | 2013 | Change | | Avg | Change |
| Homicide | 0 | 0 | IN-CALC | | 0 | 0 | IN-CALC | | 0 | IN-CALC |
| Rape | 1 | 4 | 300% | | 5 | 5 | 0% | | 5 | 0% |
| Robbery | 7 | 4 | -43% | | 16 | 11 | -31% | | 18 | -39% |
| Commercial Robbery | 1 | 0 | -100% | | 3 | 1 | -67% | | 2 | -50% |
| Street Robbery | 6 | 4 | -33% | | 13 | 10 | -23% | | 16 | -38% |
| Aggravated Assault | 12 | 11 | -8% | | 31 | 23 | -26% | | 32 | -28% |
| Total Violent Crime | 20 | 19 | -5% | | 52 | 39 | -25% | | 54 | -28% |



MURDER

No Patterns

- There have been no murders recorded in Cambridge during 2013.

Review of Cambridge murders over the past 2 years:

- There had not been a murder in the City in over 20 months until the shooting of a 30-year old Cambridge resident near Central Square on March 12th of 2011.
- Over the final 6 weeks of 2011, there were 4 domestic homicides committed in Cambridge, including the tragic shooting of 3 family members on Grove Street on December 9th. With the suicide of the assailant in the Grove Street incident, and the subsequent arrest of the daughter in a domestic homicide on Elm Street on November 20th, only the March 12th shooting remains under investigation.
- The only murder in 2012 took place on Sunday, June 3rd, at approximately 8pm on Willow St in which 2 female victims ages 16 and 17 were shot by unknown suspects who drove by in a motor vehicle. Both victims were transported to the hospital where the 16-year-old victim was pronounced dead and the 17-year-old victim was critically injured. The investigation is ongoing.
- 27 of the 33 murders in Cambridge since 1995 have been cleared by arrest or by the suicide of the perpetrator, which translates to an 82% clearance rate.

Change*

Last 4 Weeks

*IN -CAL

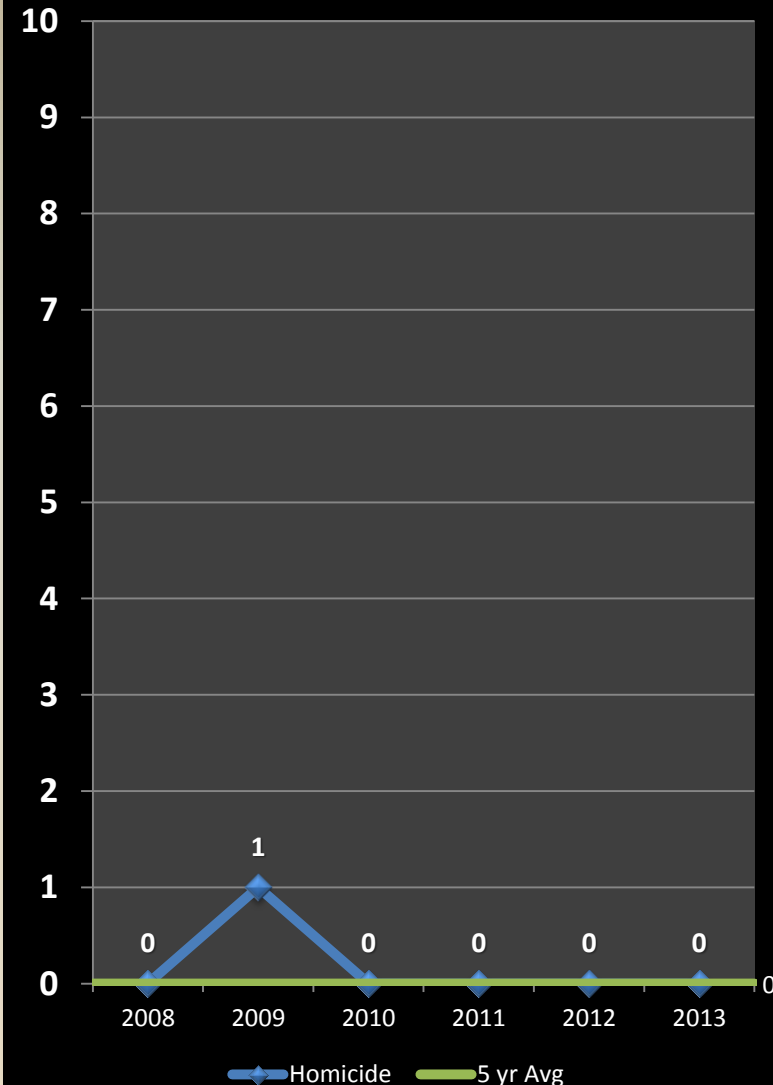
Previous Year

*IN -CAL

5 Year Average

*IN -CAL

*IN -CAL: Percentages are not calculated for numbers so small as to present a statistically misleading percentage.





RAPE

No Patterns

- Thus far in 2013, there have been 5 rapes reported.
- In January, there was 1 rape that occurred between acquaintances at a Cambridge hotel and remains under investigation.
- In February, there were 3 reports of rape between family members and acquaintances. The circumstances of the fourth incident are being investigated.
- **Review of Rape for Cambridge in 2012:** The total number of rapes for Cambridge last year remained unchanged when compared with the previous year, with 23 incidents reported in both 2011 and 2012. **22 of the 23 rapes in Cambridge in 2012 were categorized as non-stranger incidents.** A blitz scenario rape in late April remains under investigation at the present time. A trend that we have been observing over the past few years is that 25% to 33% of the incidents involving domestic or supervisory positioned assailants as suspects are being reported long after the original date of the incident.

Percent Change

Last 4 Weeks

+300%

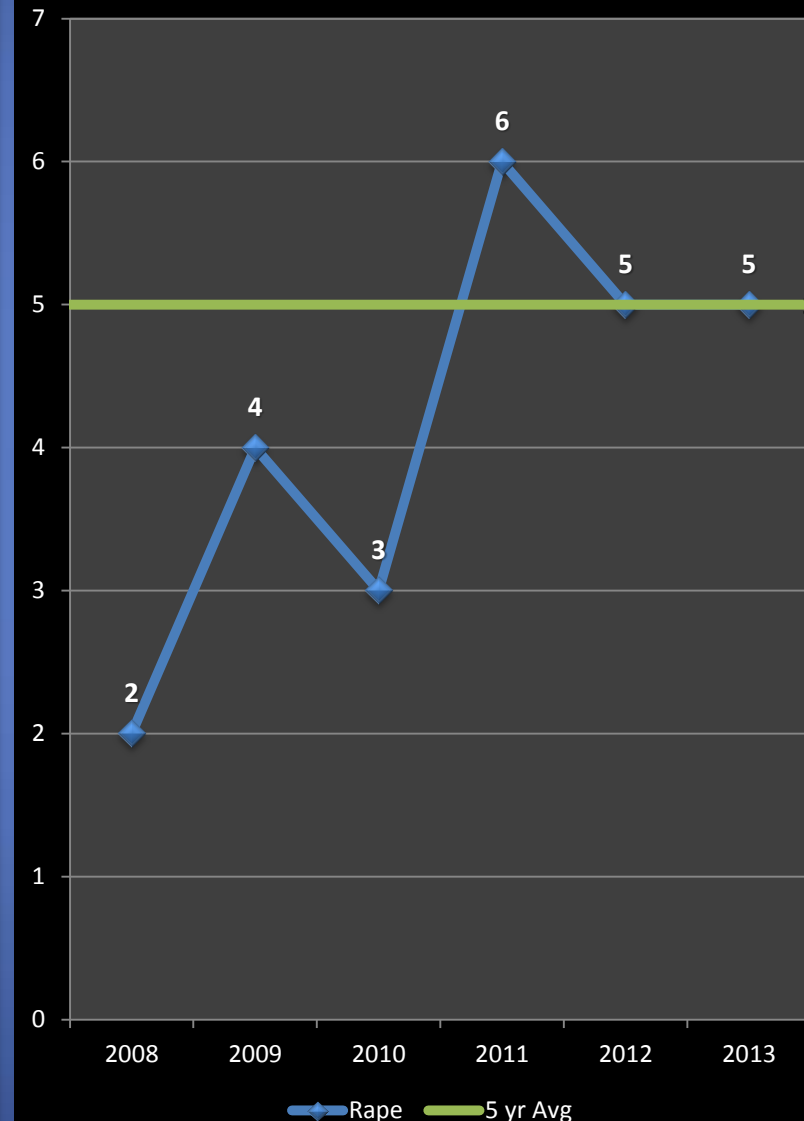
Previous Year

0%

5 Year Average

0%

*IN -CAL: Percentages are not calculated for numbers so small as to present a statistically misleading percentage.





AGGRAVATED ASSAULT

No Patterns

- When measuring this violent index crime against the 5-year average for the first 2 months of this year, there has been a **decrease of 28%, with nine incidents** below the projected average of 32 assaults. There was also a decrease of 1 incident (8%) from the 4 previous weeks.
- 5 of the 11 aggravated assaults that were reported in February resulted in arrests. Inman Harrington, Cambridgeport, and Riverside each accounted for 3 of the aggravated assault reported.
- The categorization of the assaults has run the gamut from domestic incidents to bar fights to traffic and parking assaults.

Percent Change

Last 4 Weeks

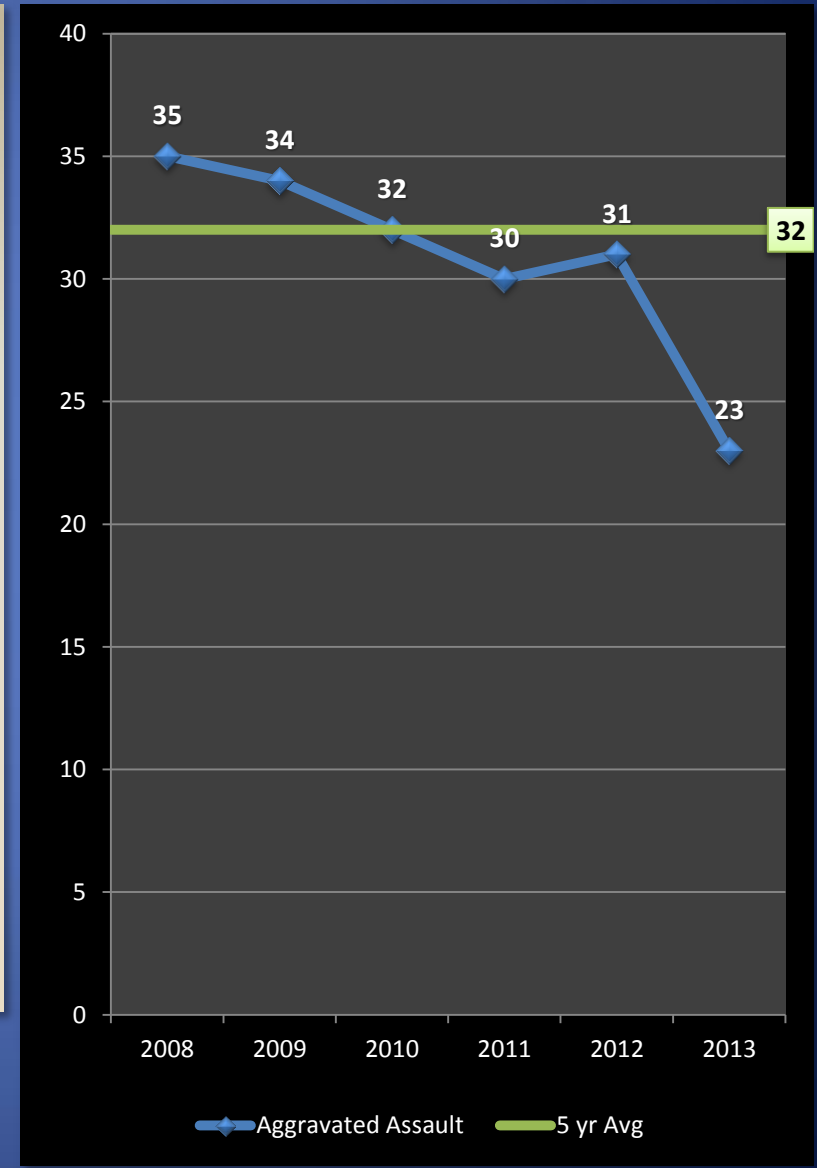
-8%

Previous Year

-26%

5 Year Average

-28%





ROBBERY

No Patterns

- The 5-year average for overall robbery in Cambridge for the first 2 months of the year is 18 incidents and thus far in 2013 we have recorded 11, registering a 39% decline. Compared to 2012, there were 5 fewer robberies, registering a 31% decrease.
- Thus far in 2013, there has been 1 commercial robbery and 10 street robberies. The commercial robbery took place in January during a shoplifting at the mall in which the arrestee pulled a knife on loss prevention. Arrests have been made in 4 of the 11 incidents.
- In all 4 of the street robberies in February, a weapon was shown or used; 1 involved a knife, 1 a large bottle, and in the other 2, suspects brandished firearms. Only 1 victim was injured after being stabbed in the leg and has since returned home.

Percent Change

Last 4 Weeks

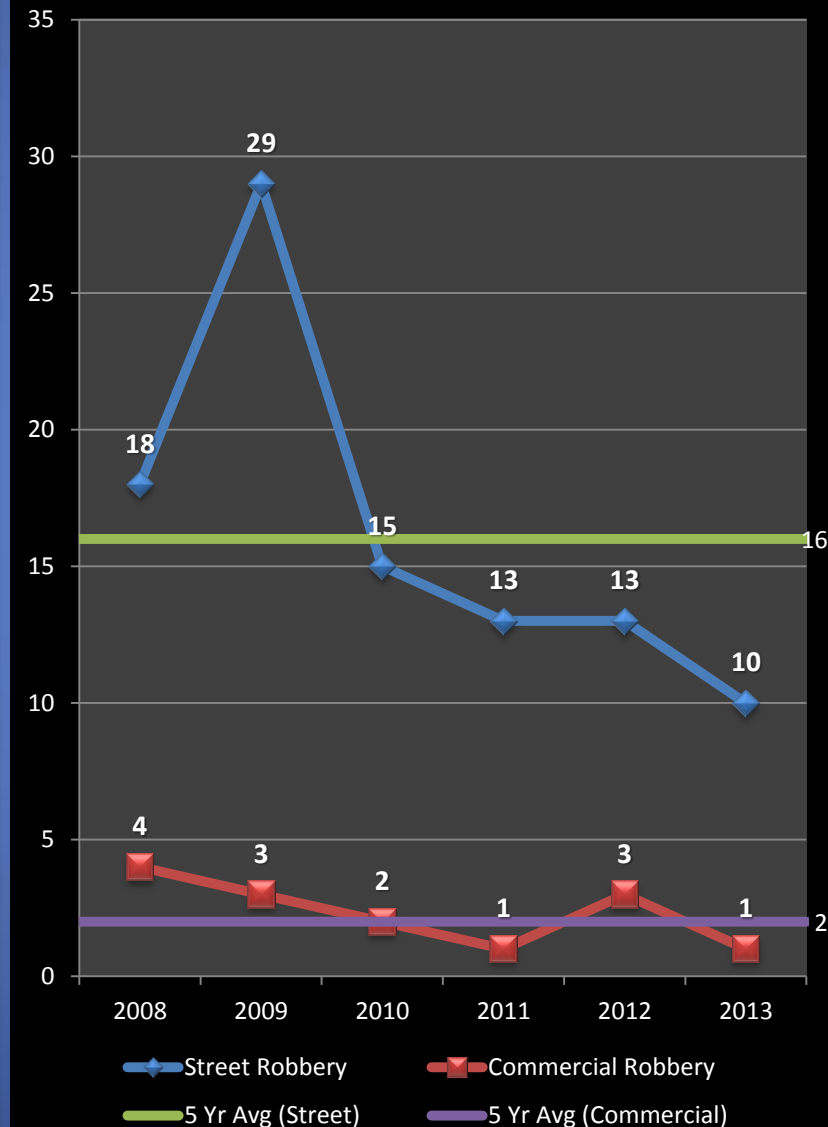
-43%

Previous Year

-31%

5 Year Average

-39%





Burglary

Emerging Patterns

- Total burglary, the combination of residential and commercial burglary, is down 19% when compared to the 5-year average, with 13 fewer incidents than the projected total of 67 crimes, and down 27% when compared with last year's total with 20 fewer burglaries counted.
- Commercial burglary has dropped 57% when compared with 2012, with 4 fewer incidents counted, and has dropped 70% when measured against the 5-year average.
- Analysis of housebreak activity in Cambridge in February of 2013 indicates that there are 2 emerging patterns: 1 around the periphery of Central Sq and the other in the West Cambridge/Peabody area.

Percent Change

Last 4 Weeks

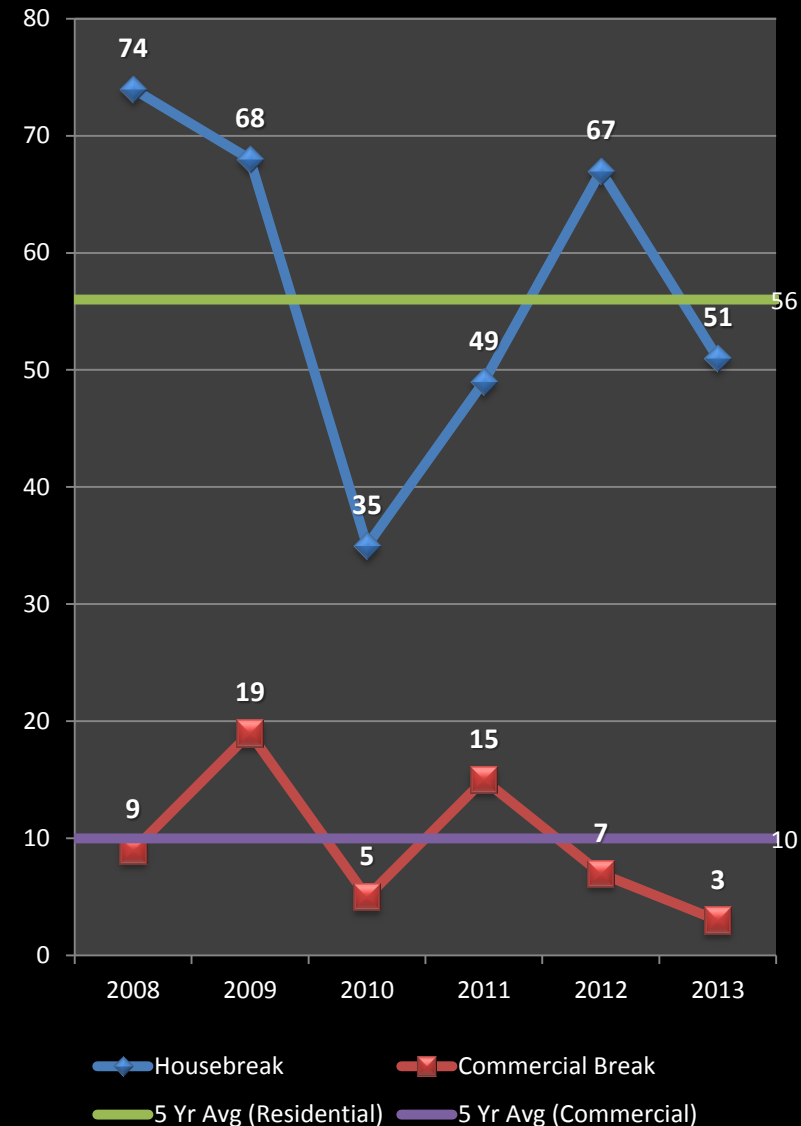
Previous Year

5 Year Average

0%

-27%

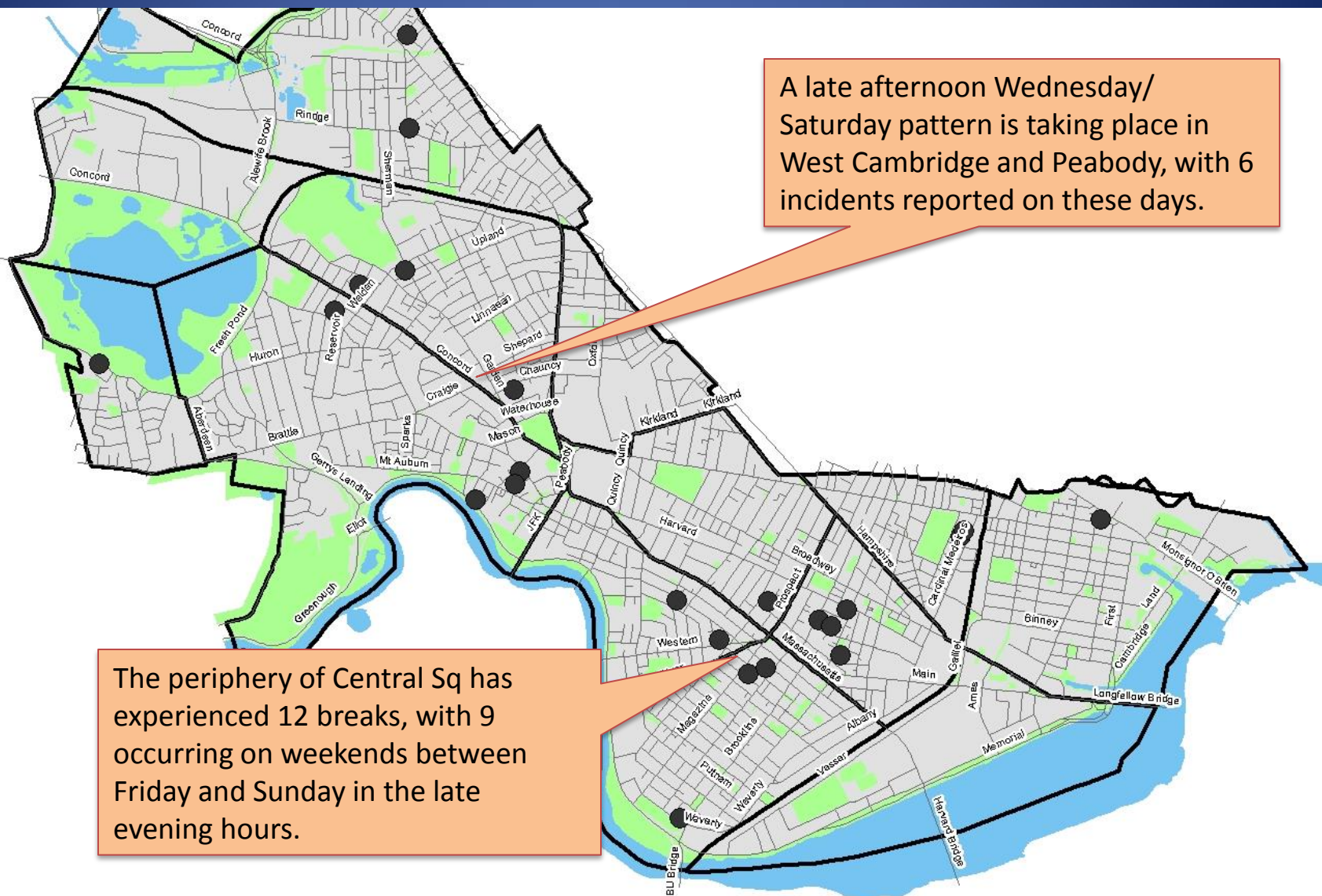
-19%





Housebreak Activity 1/25/13-2/25/13

Cambridge Police BridgeStat



The periphery of Central Sq has experienced 12 breaks, with 9 occurring on weekends between Friday and Sunday in the late evening hours.

A late afternoon Wednesday/ Saturday pattern is taking place in West Cambridge and Peabody, with 6 incidents reported on these days.



Housebreaks

What can we do?

Police Response Strategy:

- Cambridge Police have deployed extra patrols to the affected areas in order to combat the recent increase in housebreaks.
- CPD is also utilizing plainclothes officers and detectives in the affected areas.
- Several arrests have been made.



Citizen Response Strategy:

- Citizens are asked to take the following precautions to protect themselves, their homes, and their belongings from burglaries:
 - Try “**casing**” your own home.
 - **ALWAYS lock your doors and windows.** Many housebreaks have occurred through open windows or unlocked doors.
 - **Leave a light on** when you leave.
 - Install motion sensor lights.
 - **NEVER** prop open the door or let someone in behind you.
 - **Be vigilant.** If you suspect suspicious activity, please report it to the police immediately by calling **617-349-3300**.
 - **Document serial numbers** of all electronics and take pictures of all valuables.
 - **Request a Residential Security Survey** from the Cambridge Police Department. For more info, please call **617-349-3236**.
- For more info on how to protect yourself from housebreaks, visit www.CambridgePolice.org/SafetyTips.



LARCENY

No Patterns

Percent Change

Last 4 Weeks

-44%

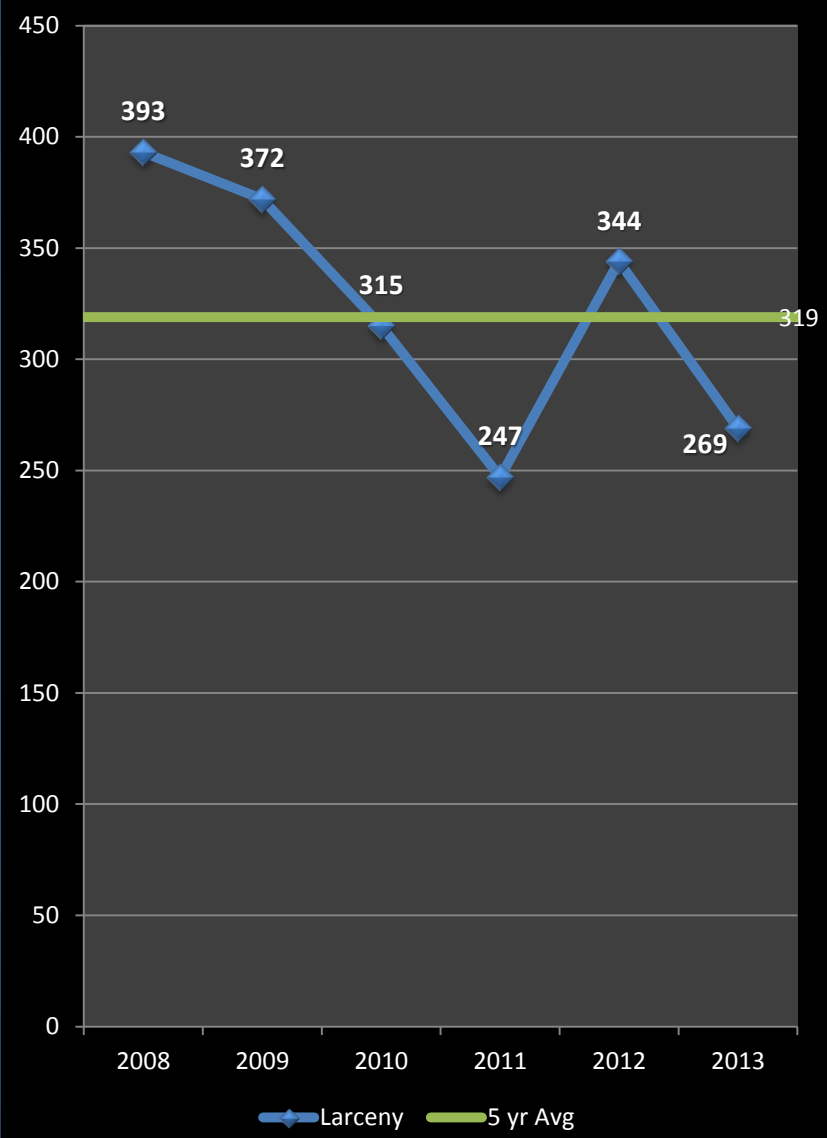
Previous Year

-22%

5 Year Average

-16%

- Overall, **larceny decreased by 22%** when compared with 2012 and is down 16% when measured against the 5-year weighted average.
- The decrease in **larceny from motor vehicles (-20%)** can likely be attributed to the continuous weekend snow storms in February and the arrest of 2 people in January.
- Larcenies from persons citywide declined 33% from the same time period in 2012. Harvard University PD made an arrest on 1/30 of a suspect that may be responsible for numerous thefts in Harvard Sq. Since then we have only had 2 larcenies from persons in Harvard Sq.
- **Larcenies from buildings are up 13% over 2012** with an additional 8 incidents reported. This is due to an increased number of locker room thefts and thefts from schools in January – 2 people have been identified for these crimes. In February, when compared to the previous 4-weeks, these thefts are down 44%.
- In 2013, there have been 13 bike thefts registering a 41% decline from 2012.





LARCENY: *from MV*

No Patterns

Percent Change

Last 4 Weeks

Previous Year

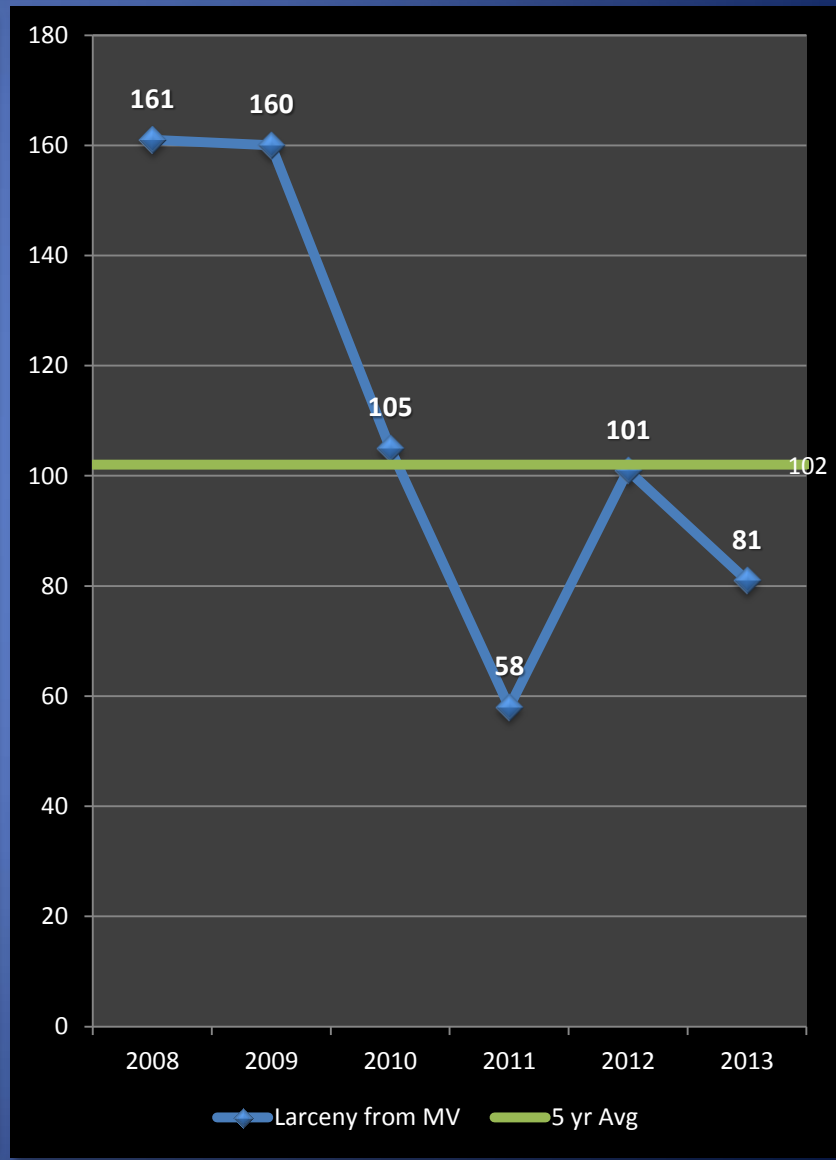
5 Year Average

-58%

-20%

-21%

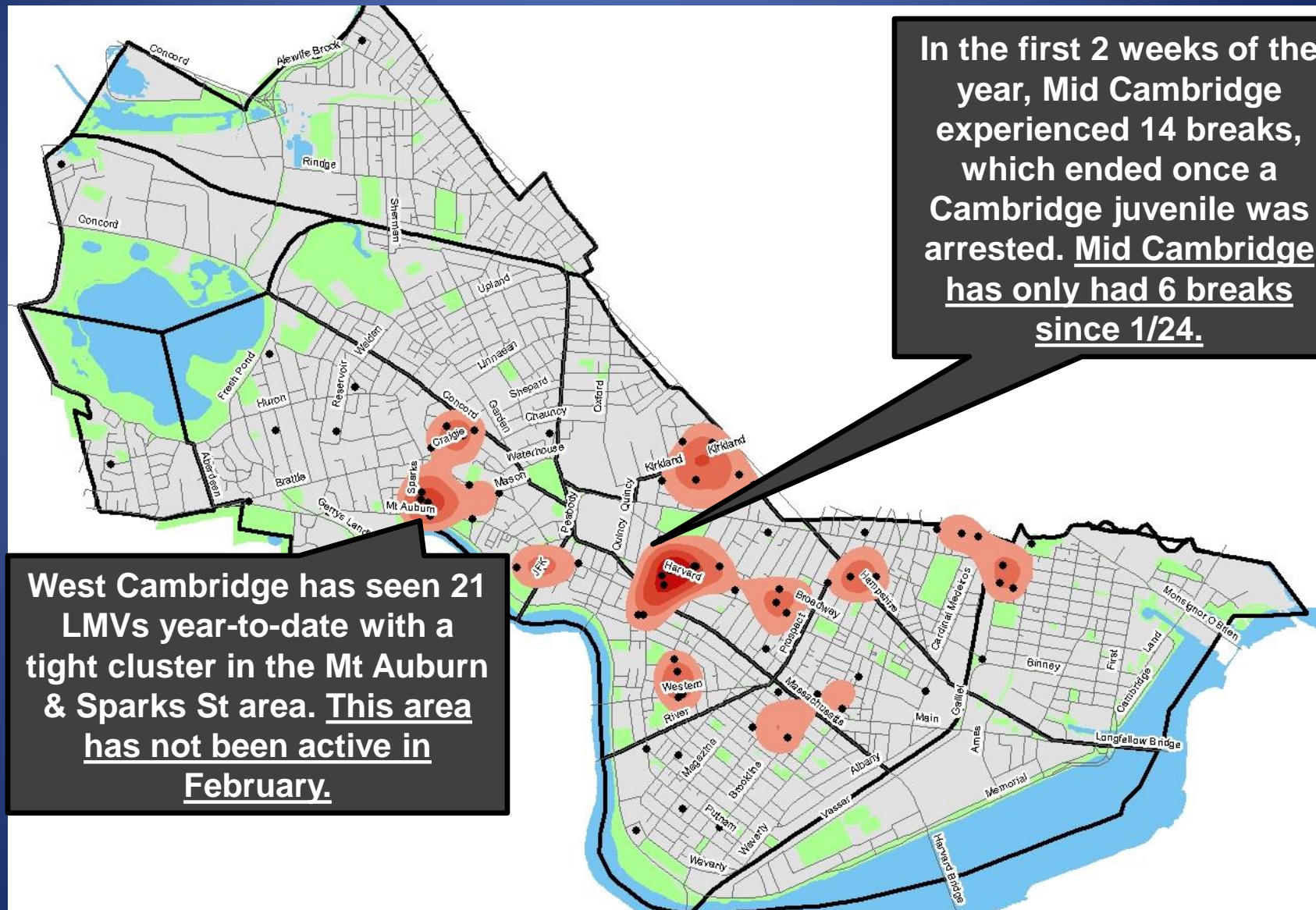
- Larcenies from MVs **are down 20%** when compared with 2012, with 20 fewer thefts recorded. Larcenies from motor vehicles have decreased **21%** when compared with the 5-year average, with **21 fewer incidents than** the norm. When measured against the previous 4 weeks, thefts from MVs dropped 58% with 33 fewer incidents than in January.
- After registering a large increase to start off the year, larcenies from motor vehicles have seen a surprising drop of over 50% in the last four weeks. This can likely be attributed to the arrest of 2 separate people committing these crimes in January and the continuous snow storms that have plagued the area in February.
- Both of the areas that were experiencing LMV patterns in the last BridgeStat (Mid-Cambridge and West Cambridge) have cooled off, each with 6 or less reported in the past 4 weeks.





LARCENY from MV Activity 1/1/13-2/25/13

Cambridge Police BridgeStat





Larceny from Motor Vehicles

What can we do?

Police Response Strategy:

- Cambridge Police are focused on prevention of these crimes by increasing officer visibility in targeted areas.
- Citizens are encouraged to take the proper precautions to protect their vehicles and their belongings by doing everything possible to not make their vehicles easy targets.



Citizen Response Strategy:

- Citizens are asked to take the following precautions to protect themselves, their vehicles, and their belongings from theft:
 - **Make sure all of your car doors are locked when you leave your vehicle.**
 - **Take extra care when out doing your shopping.**
 - If you are **approached by a suspicious person** while you are in your vehicle, **sound your horn to attract attention.**
 - **NEVER LEAVE VALUABLES EXPOSED IN YOUR CAR.**
 - If you must leave packages or valuables in your car, **place them in the trunk of under a blanket to conceal them**
 - Visit our website for more tips to keep your vehicles and belongings at www.CambridgePolice.org/SafetyTips



LARCENY: *from Person*

No patterns

Percent Change

Last 4 Weeks

Previous Year

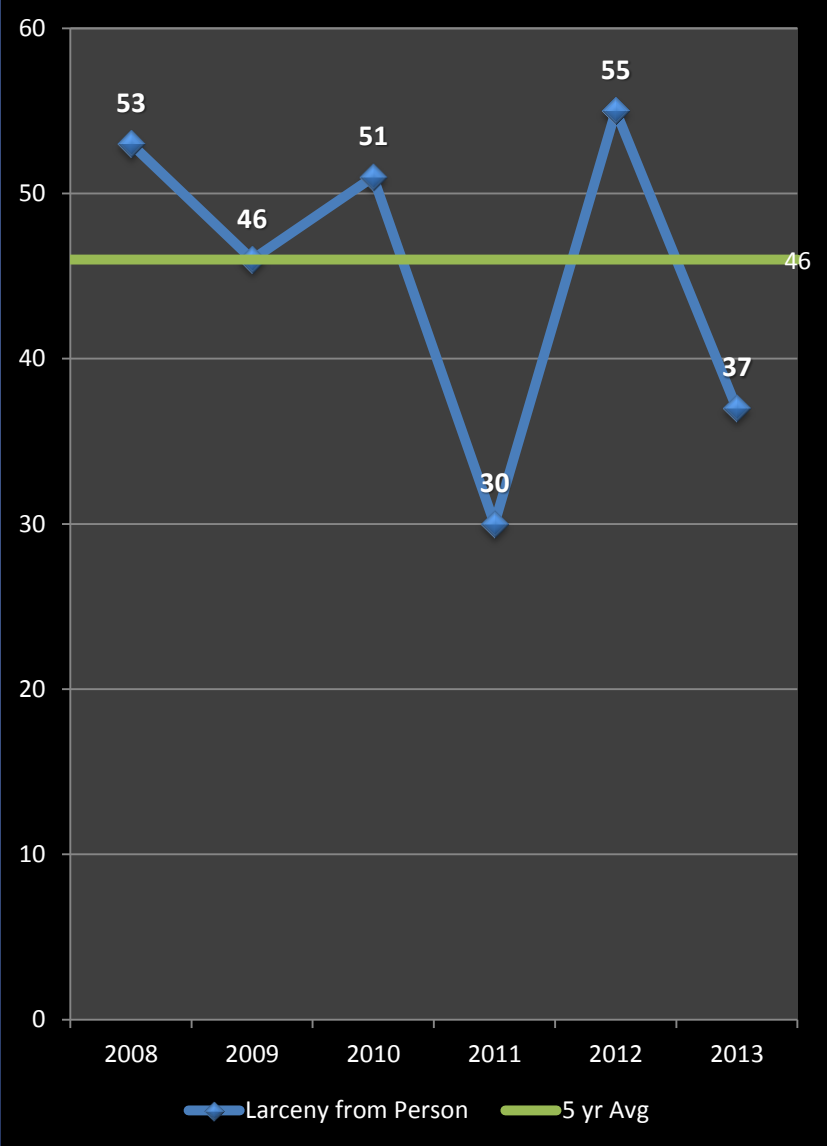
5 Year Average

-58%

-33%

-20%

- When compared to 2012, larcenies from persons are down 33%. The 5-year average for this larceny type averages around 46 incidents through February. With 37 recorded thus far, we are experiencing a 20% decrease from the projected total.
- In the past 4 weeks, we have only had 11 reports of larceny from the person, causing this crime to be down 58% from the previous 4 weeks. Harvard Square usually accounts for a significant portion of these, however only 2 took place there in the past 4 weeks. The significant decrease is likely due to the arrest of a notorious pickpocket by Harvard University Police on 1/30.
- Both Central Sq and the Galleria Mall experienced four thefts during this 4 week period.





LARCENY: of Bicycle

No Patterns

- Just as bike ridership drops in the Winter, so does the rate of bicycle thefts. The 5-year weighted average of bike thefts for the year is 13 incidents and thus far in 2013 we are exactly on track, recording 13 since the beginning of the year. There were 9 fewer bikes stolen when comparing 2013 with 2012, resulting in a 41% decrease.
- All 4 bike thefts in the past 4 weeks occurred in different neighborhoods.

Percent Change

Last 4 Weeks

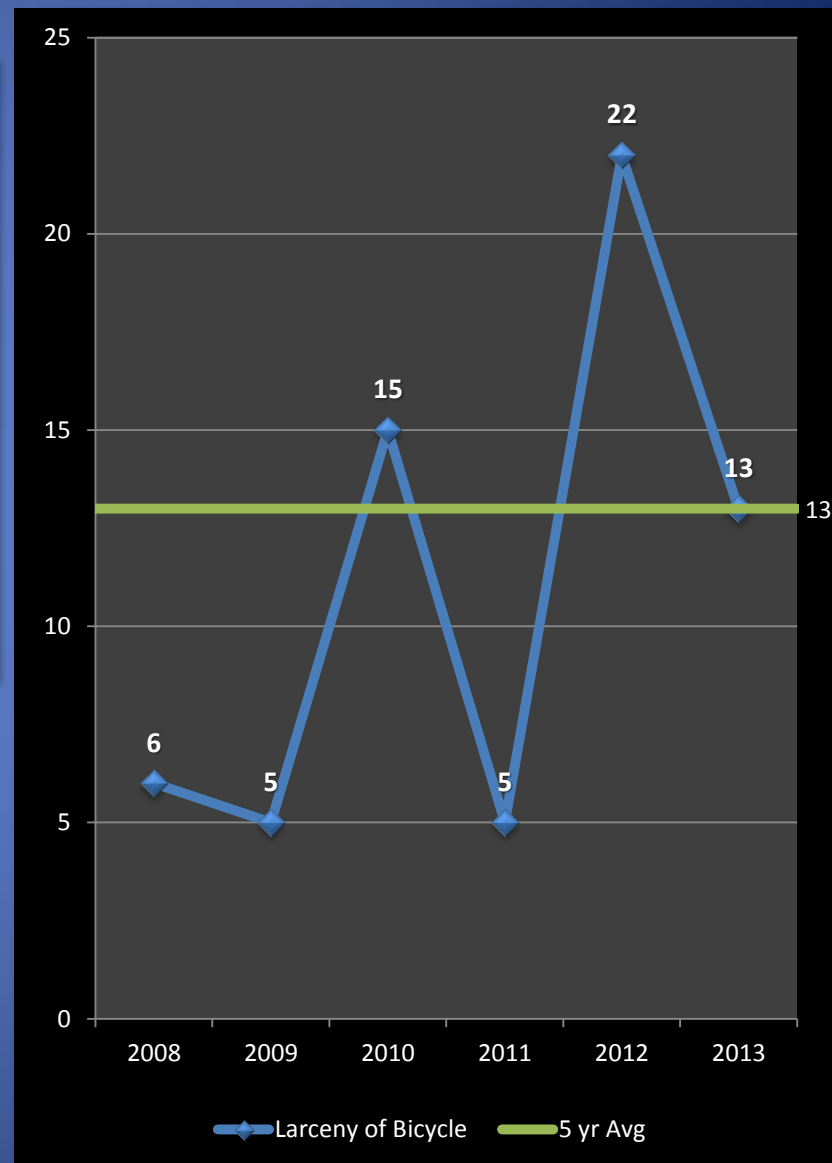
-56%

Previous Year

-41%

5 Year Average

0%





AUTO THEFT

No patterns

- The projected 5-year weighted average assigned to auto theft for the year is 17 incidents; there have only been 8 vehicles reported stolen through the first 2 months of 2013, translating to a 53% decline. When measured versus 2012, there have been 9 fewer auto thefts counted and again a 53% decline posted.
- East Cambridge, Riverside, and Mid Cambridge have all reported 2 thefts since the beginning of the year.
- Year to date, 38% of stolen motor vehicles have been recovered.

Percent Change

Last 4 Weeks

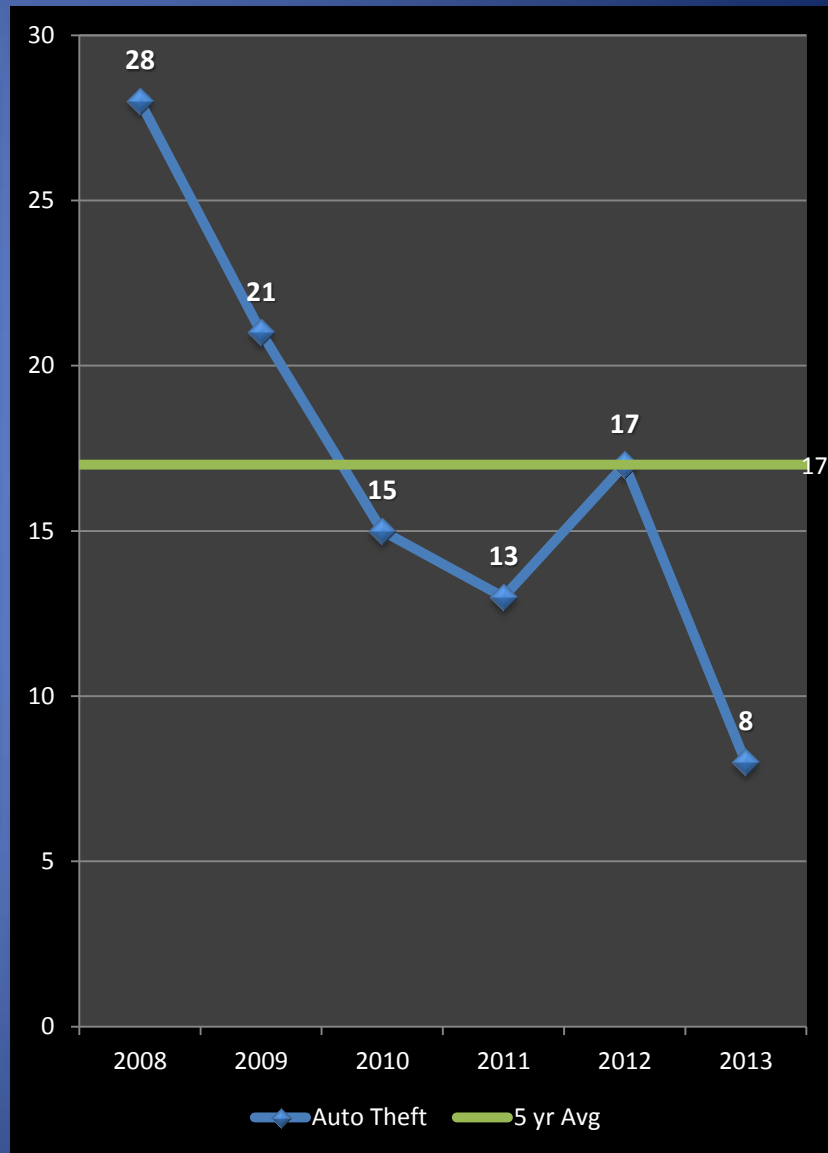
-67%

Previous Year

-53%

5 Year Average

-53%





False Report of Gunman at MIT

- On the morning of February 23, 2013, a report was transmitted to the Cambridge Police Department stating that there was a male with a gun inside an MIT campus building located on Massachusetts Avenue in Cambridge.
- Both MIT and Cambridge **police responded to the scene within minutes** and entered the building to search for any suspects.
- After meticulously searching the building and sealing off the immediate area, police were able to determine that the events that were reported to police **had not taken place.**
- **The department takes false reports very seriously, and there is an ongoing investigation to determine who the person(s) are who were responsible.**
- Anyone with information is asked to call Cambridge Police at 617-349-3300 or visit www.CambridgePolice.org/Tips to share information anonymously via email or text message.
- More information about this incident and the ongoing investigation is available on our website at www.CambridgeMA.gov/NewsandAlerts.



Help Prevent Crime

And keep yourself informed!

To receive information from the CPD:

- Sign up with for the **Cambridge Alert Network**, to receive alerts about emerging crime patterns, neighborhood meetings, and crime prevention tips, by visiting www.CambridgeMa.gov/AlertNetwork.
- “Like” the Cambridge Police Department on Facebook at www.facebook.com/CambridgePolice
- Follow [@CambridgePolice](https://twitter.com/CambridgePolice) on Twitter.
- Visit our website at www.CambridgePolice.org for valuable information and reports including the Daily Log and BridgeStat, which is published on the first Friday of every month.
- Download our new “MyPD” smartphone app at www.CambridgePolice.org/MyPD.

To Share Information with the CPD:

- Call our Non-Emergency Telephone Number at **617-349-3300**.
 - Every call for service generates a police response, so help drive our resources by reporting things that seem suspicious or out of the ordinary.
- Send an Anonymous TEXT-A-TIP:
 - Send an ANONYMOUS text message to **Tip411 (847411)**. Begin your message with Tip650 and then type your message. You will receive a response from the Cambridge Police with the option to continue communicating. Please remember that this is not a replacement for 9-1-1. **If you witness an emergency situation, please call 9-1-1 immediately.**
- Send an Anonymous Crime Tip E-Mail at www.CambridgePolice.org/Tips



Questions?

- The “[2012 Crime Snapshot](#)” is now available on our [website](#). This report shows a historic drop in crime, with the lowest levels since 1963!
- We welcome all questions, comments, and suggestions.
- Please direct your feedback to: BridgeStat@CambridgePolice.org.
- To review previous editions of BridgeStat, visit our website at www.CambridgePolice.org/BridgeStat.