



Cambridge Police Department BridgeStat

July 2013

Produced by the Crime Analysis Unit



Part I Total Crime

Serious crime in Cambridge in 2013 has experienced a substantial decrease of **13%** from the first seven months of 2012, and when measured against the five-year weighted average for this same time frame, a similar 13% decline (**251 fewer serious crimes than the average**) has been documented. The majority of the decrease from 2012 to 2013 can be attributed to the overall drop in larceny (**-9%**), with 122 fewer thefts reported when compared with the same time period in 2012.

- A detailed analysis of all statistics indicates that there were **225 fewer property crimes recorded in the first seven months** of 2013, which translates to a **13% decrease** when measured against the 2012 statistics. **Violent crime has fallen 18% between January 1st and July 29th of 2013 when compared with 2012.**
- According to the FBI's *Preliminary Annual Uniform Crime Report*, released on June 1st, 2013, the nation experienced a 1.2 percent increase in the number of violent crimes and a 0.8 percent decline in the number of property crimes in 2012 when compared with data from 2011.

	4 Week Snapshot			Year to Date			Five Year	
	6/4 - 7/1	7/2 - 7/29	Change	2012	2013	Change	Avg	Change
Total Violent Crime	27	31	15%	234	193	-18%	238	-19%
Total Property Crime	260	288	11%	1751	1526	-13%	1732	-12%
Total Part I Crime	287	319	11%	1985	1719	-13%	1970	-13%



Part I Property Crime

Property crime is registering a 13% decrease below the number reported during the first seven months of 2012, and a 12% dip under the five-year average. Half of the larceny categories saw increases over the past four weeks, but in the long-term view, most of these categories are still registering decreases. Burglary is down 30% from 2012 and 23% from the five-year weighted average.

	4 Week Snapshot				Year to Date				Five Year	
	6/4 - 7/1	7/2 - 7/29	Change		2012	2013	Change		Avg	Change
Burglary	28	34	21%		293	204	-30%		266	-23%
Commercial Break	3	7	133%		42	31	-26%		48	-35%
Housebreak	25	27	8%		251	173	-31%		218	-21%
Larceny	218	241	11%		1382	1260	-9%		1374	-8%
Larceny (Misc)	3	3	0%		24	14	-42%		19	-26%
Larceny from Building	20	36	80%		215	225	5%		221	2%
Larceny from MV	59	59	0%		375	310	-17%		405	-23%
Larceny from Person	36	29	-19%		221	201	-9%		192	5%
Larceny from Residence	13	14	8%		131	88	-33%		115	-23%
Larceny of Bicycle	46	61	33%		184	184	0%		177	4%
Larceny of Plate	4	1	-75%		21	13	-38%		26	-50%
Larceny of Services	0	0	IN-CALC		7	11	57%		13	-15%
Shoplifting	37	38	3%		204	214	5%		206	4%
Auto Theft	14	13	-7%		76	62	-18%		92	-33%
Total Property Crime	260	288	11%		1751	1526	-13%		1732	-12%



Part I Violent Crime

- The projected five-year weighted average for violent crime in Cambridge for the first seven months of the year is 238 incidents. For the period between January 1st and July 29th of 2013, **there were 193 violent crimes recorded in the City, 41 incidents (-18%) below last year's total of 234, and 45 (19%) under the five-year average for this period.**
- There have been two murders in 2013, both recorded in April. A complete synopsis of these incidents can be found on the next slide. **All of the other violent crimes: Rape (-13%), Robbery (-10%), and Aggravated Assault (-23%) registered notable declines when compared with the totals for the first seven months of 2012.**

	4 Week Snapshot				Year to Date				Five Year	
	6/4 - 7/1	7/2 - 7/29	Change		2012	2013	Change		Avg	Change
Homicide	0	0	IN-CALC		1	2	100%		1	100%
Rape	1	3	200%		15	13	-13%		17	-24%
Robbery	8	13	63%		73	66	-10%		79	-16%
Commercial Robbery	1	6	500%		12	14	17%		14	0%
Street Robbery	7	7	0%		61	52	-15%		65	-20%
Aggravated Assault	18	15	-17%		145	112	-23%		141	-21%
Total Violent Crime	27	31	15%		234	193	-18%		238	-19%



MURDER

No Patterns

- **There have been two murders reported in Cambridge over the first seven months of 2013. Both were recorded during the month of April:**
- On April 10th, Aisling Brady McCarthy was charged with murder in the death of a Cambridge child who died in January. McCarthy was the child's nanny and was arrested after the death of Rehma Sabir of Cambridge, who was hospitalized with severe head injuries on her first birthday and died two days later.
- On April 18th, Cambridge Police received reports of shots fired on the MIT campus. At 10:30 p.m., an MIT police officer was found shot in his vehicle in the area of Vassar and Main Streets. Officer Sean Collier, 27, was found with multiple gunshot wounds. He was transported to Massachusetts General Hospital and pronounced deceased. Authorities launched an immediate investigation into the circumstances of the shooting and determined that two males were involved. The case is being investigated by local, state, and federal authorities working in cooperation. The investigation remains active and ongoing.
- Preliminary statistics released on 6/1/13 by the FBI reveal that Murder increased by 1.5% in the United States in 2012.
- Five (5) of the fifteen (15) murders in Cambridge between 2002 and 2012 were committed during the month of June.
- The following two slides contain a chronological listing of all unsolved murders in Cambridge since 1999.

Last 4 Weeks

***IN -CAL**

Change*

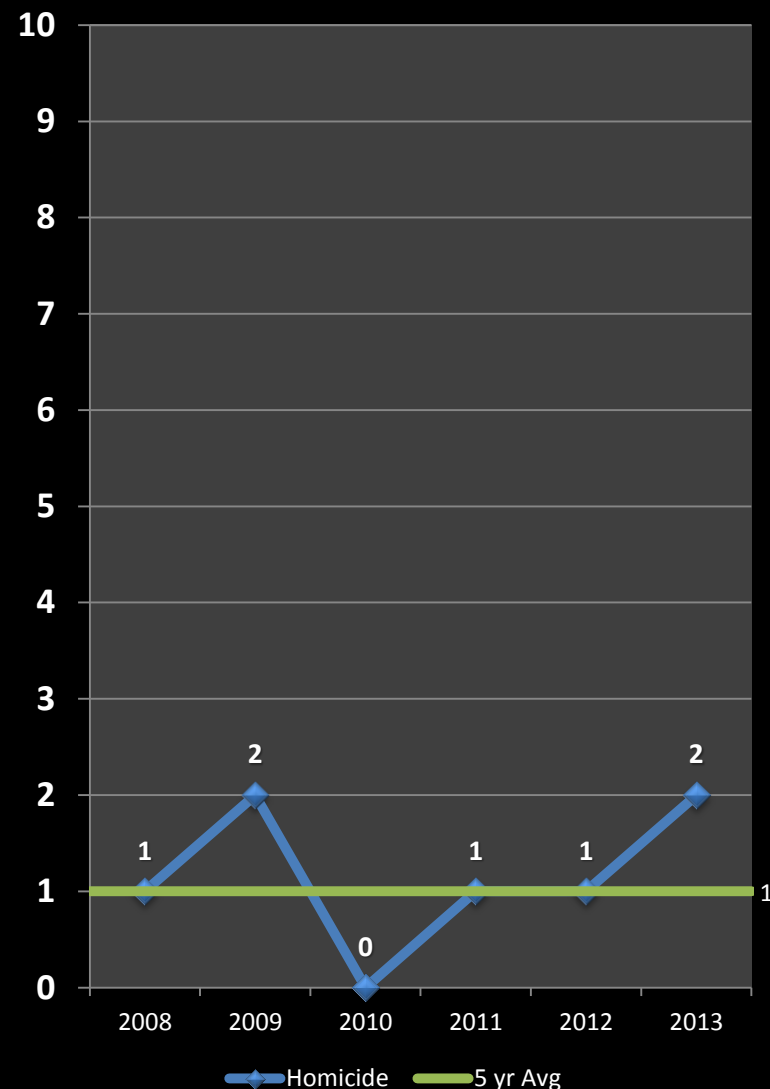
Previous Year

***IN -CAL**

5 Year Average

***IN -CAL**

*IN -CAL: Percentages are not calculated for numbers so small as to present a statistically misleading percentage.





Unsolved Murders: 1999 to 2012

Colin Burton, 30, of Dorchester, was shot and killed outside of Hi - Fi Pizza on Mass Ave in Central Square on September 18th, 1999. Burton was talking with the occupants of a Ford Explorer when the subject in the passenger seat fired through the window. Two suspects fled the scene. The case remains under active investigation.



September 18, 1999, Mass Ave



April 5 , 2002, Mass Ave

Ian Gray, 19, of Mattapan, was in an argument outside of the Rhythm & Spice restaurant that spilled out onto Mass Ave. A suspect that had left the scene returned with a group of people and a fight ensued. A knife was produced during the altercation and four gunshots were fired, fatally wounding Gray. This case remains open

On June 17th, 2002 at 7:00PM, **Ricardo Williams**, 27, of Malden, was found in the driver's seat of a motor vehicle suffering from a gunshot wound to his face. Williams was taken to CCH where he was pronounced dead. This case remains open.



June 17, 2002, Windsor St.

Anyone with information about these crimes is asked to contact CPD at 617-349-3370.



Unsolved Murders: 1999 to 2012

Cambridge Police BridgeStat

Jason Ellcock, 33, of Malden, formerly of Cambridge and father of three, was found with multiple gunshot wounds in front of the driveway to 364 Rindge Ave at 3:05 AM on the night of June 16th, 2009. He was pronounced dead at the scene. This incident remains under investigation.



June 16, 2009, Rindge Ave



March 12, 2011, Brookline St.

James Lauture, 30, of Cambridge, was sitting in a vehicle near Brookline and Watson Streets just after midnight on Saturday, March 12th, 2011, when an unknown gunman opened fire. The occupants in the car were able to drive to Central Square. Lauture died from multiple gunshot wounds. The other man in the vehicle survived. This case remains open.

On June 3rd, 2012, **Charlene Holmes**, 16, of Cambridge was shot while sitting on a porch on Willow Street. She later succumbed to her wounds at the hospital. The investigation into this incident remains active, but no arrests have been made to date.



June 3, 2012, Willow St

Anyone with information about these crimes is asked to contact CPD at 617-349-3370.



RAPE

No Patterns

- Over the first seven months of 2013, thirteen (13) rapes were reported, two fewer than for the same period in 2012, which translates to a 13% reduction when compared to last year and a 24% decline compared to the five-year average of seventeen sexual assaults for this similar time period.
- During the first seven months of the year, there were two reports of rapes classified as domestic and seven involving acquaintances known to the victim and two incidents categorized as contact scenarios.
- The first and only stranger-to-stranger rape of the year was recorded in March. This incident involved a blitz type scenario late at night in Central Square. This case remains under investigation.
- There were three rapes reported in July. The victim knew the assailant in all of these incidents.
- Preliminary statistics released on 6/1/13 by the FBI reveal that Rape decreased by 0.3% in the United States in 2012.

July
2013

Percent Change

Last 4 Weeks

***IN -CAL**

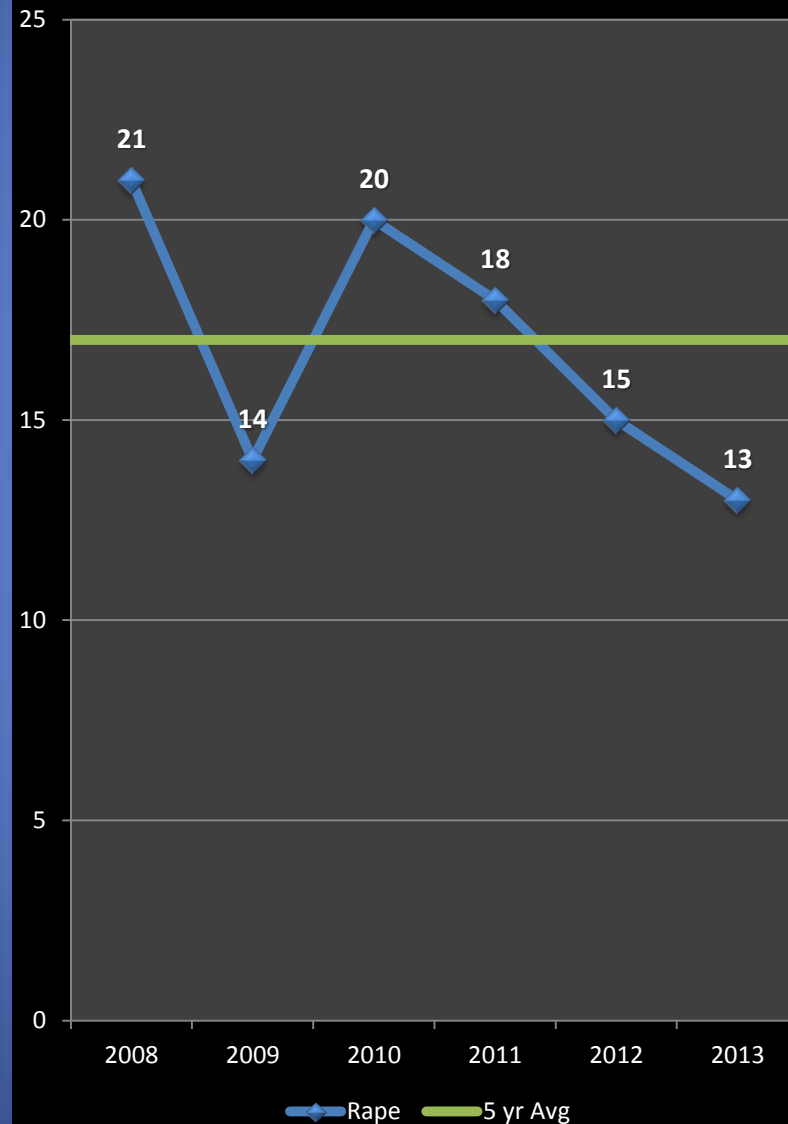
Previous Year

-13%

5 Year Average

-24%

*IN -CAL: Percentages are not calculated for numbers so small as to present a statistically misleading percentage.





AGGRAVATED ASSAULT

No Patterns

- When compared to the first seven months of 2012, aggravated assaults recorded a dramatic decrease of 23%, with 33 fewer incidents registered in 2013. When measuring this violent index crime against the five-year average for the time period between January 1st and July 29th, there has been a decline of 21%, with 29 crimes below the projected average of 141 aggravated assaults.
- Preliminary statistics released on 6/1/13 by the FBI reveal that Aggravated Assault increased by 2% in the United States in 2012.

Breakdown of Assault Classification types for the first seven months of 2013:

Type	Number	% of Total
Domestic	37	33%
Homeless	17	15%
Bar /Alcohol	16	14%
Road Rage	9	8%
Acquaintance	9	8%

Percent Change

Last 4 Weeks

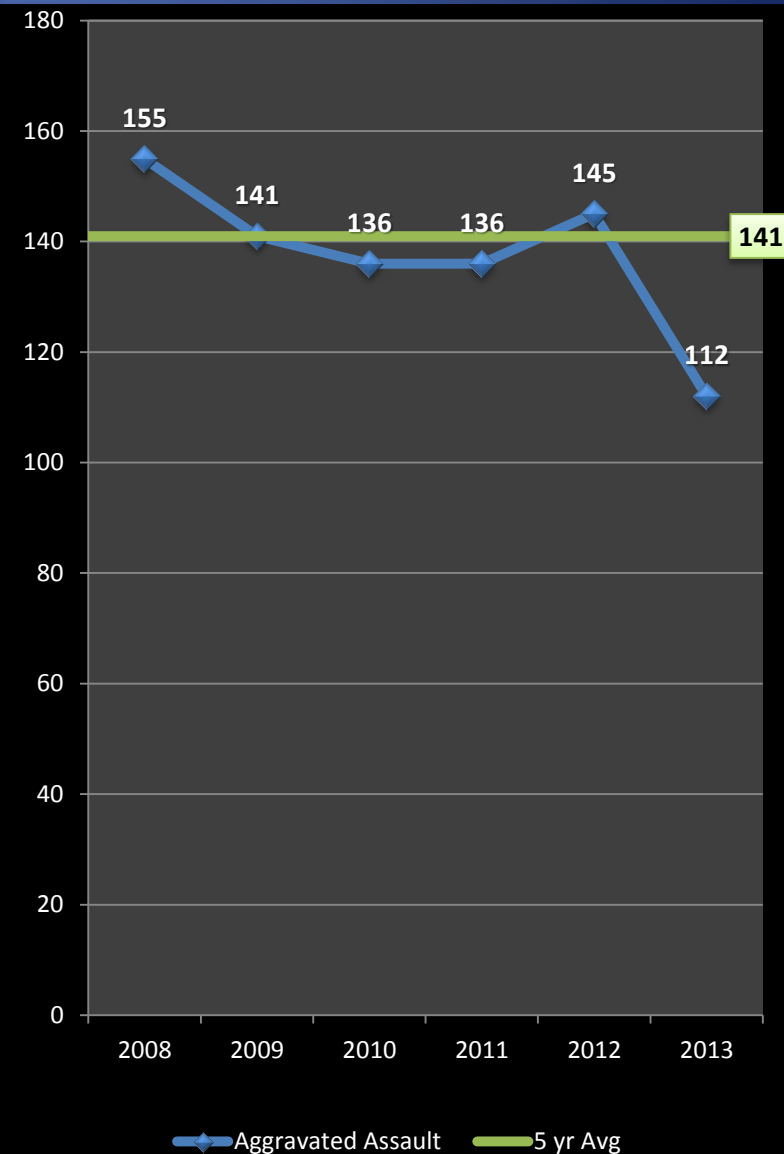
-17%

Previous Year

-23%

5 Year Average

-21%





ROBBERY

No Patterns

- The five-year average for overall robbery in Cambridge for the first seven months of the year is 79 incidents. From January 1st to the 29th of July, 66 robberies were reported to register a 16% decline below the projected total.
- The total number of robberies jumped from 8 in June to 13 in July, driven by an increase in commercial holdups.
- Street robberies have fallen 20% when measured against the five-year average, down 13 crimes from the projected total of 65 incidents. When compared with the first seven months of 2012, there has been a 15% decrease from 61 to 52 street robberies. There has not been a street robbery pattern identified in Cambridge over the first seven months of this year. Street robberies of cell phones and laptops remain a major regional problem.
- There have been fourteen commercial robberies (at four convenience stores, four banks, two drug stores, two retail establishments, a liquor store, and a fast food chain) so far in 2013.

Percent Change

Last 4 Weeks

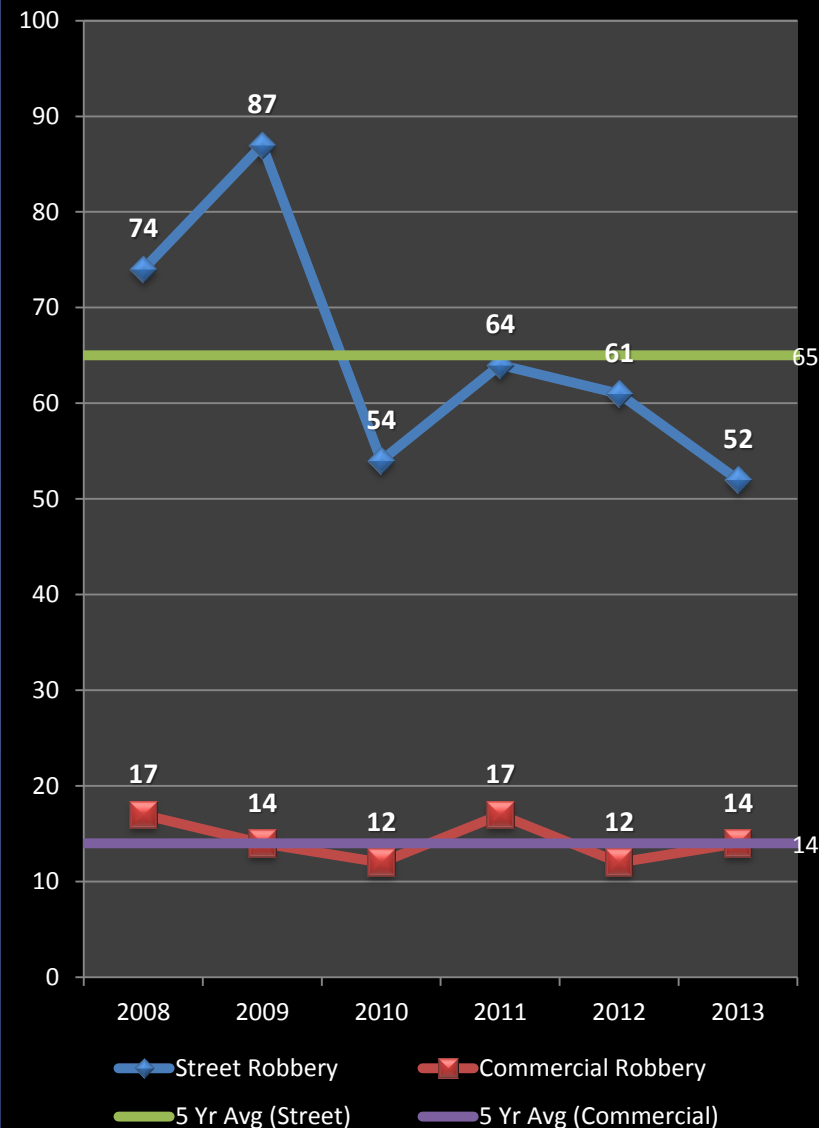
+63%

Previous Year

-10%

5 Year Average

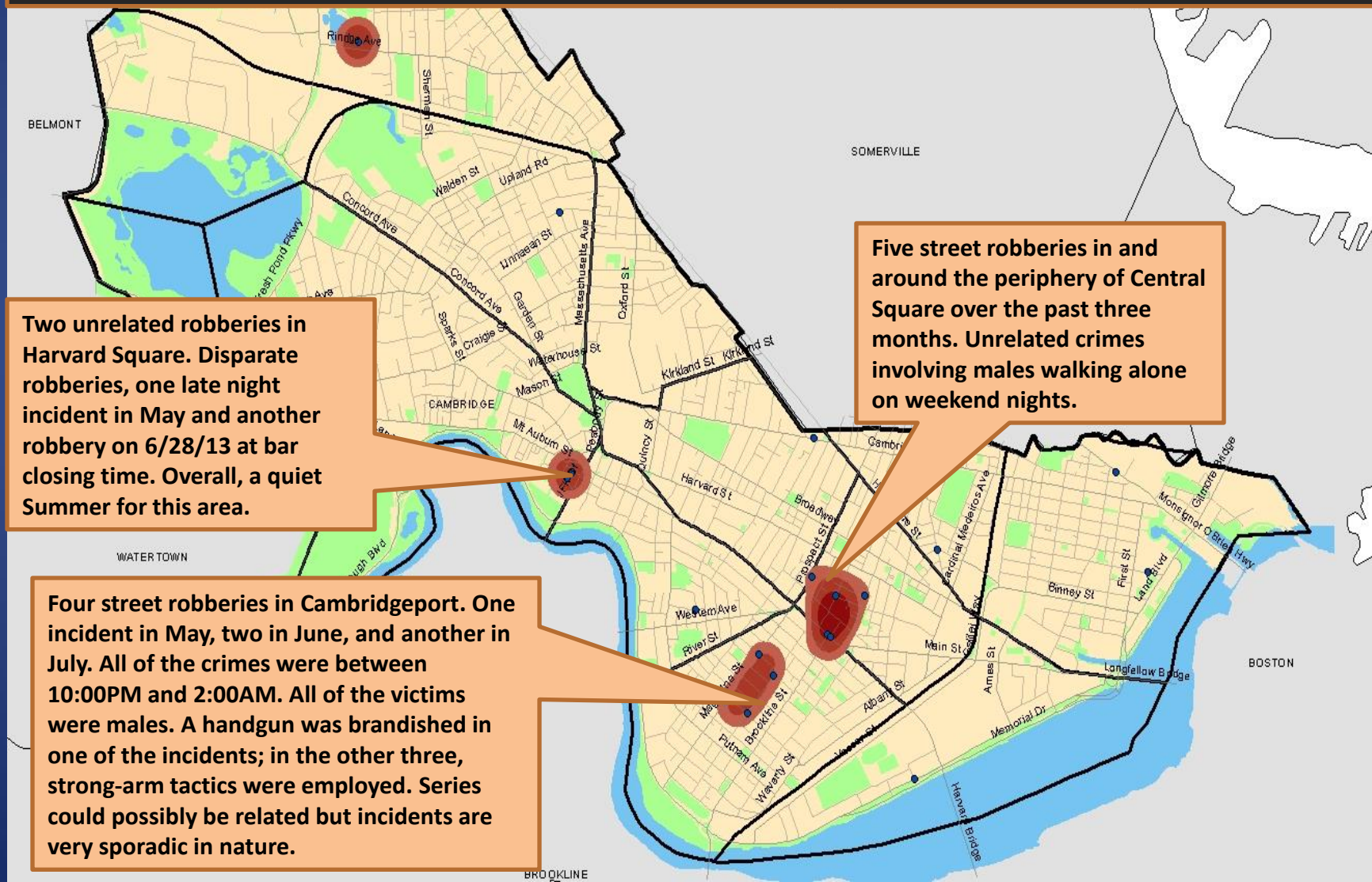
-16%





Street Robbery Activity: 5/1/13 – 7/29/13

When compared with the first seven months of 2012, there has been a 15% drop from 61 to 52 robberies targeting individuals on the streets of the City. The majority of street robberies have been scattered and unrelated. There were two similar robberies with a handgun on the night of May 13th at Russell Field and Magazine St. Over the past three months from May 1st to July 29th, 22 street robberies were reported, a 21% drop from the 28 reported in the same time period in 2012.





BURGLARY

Emerging Patterns

Percent Change

Last 4 Weeks

Previous Year

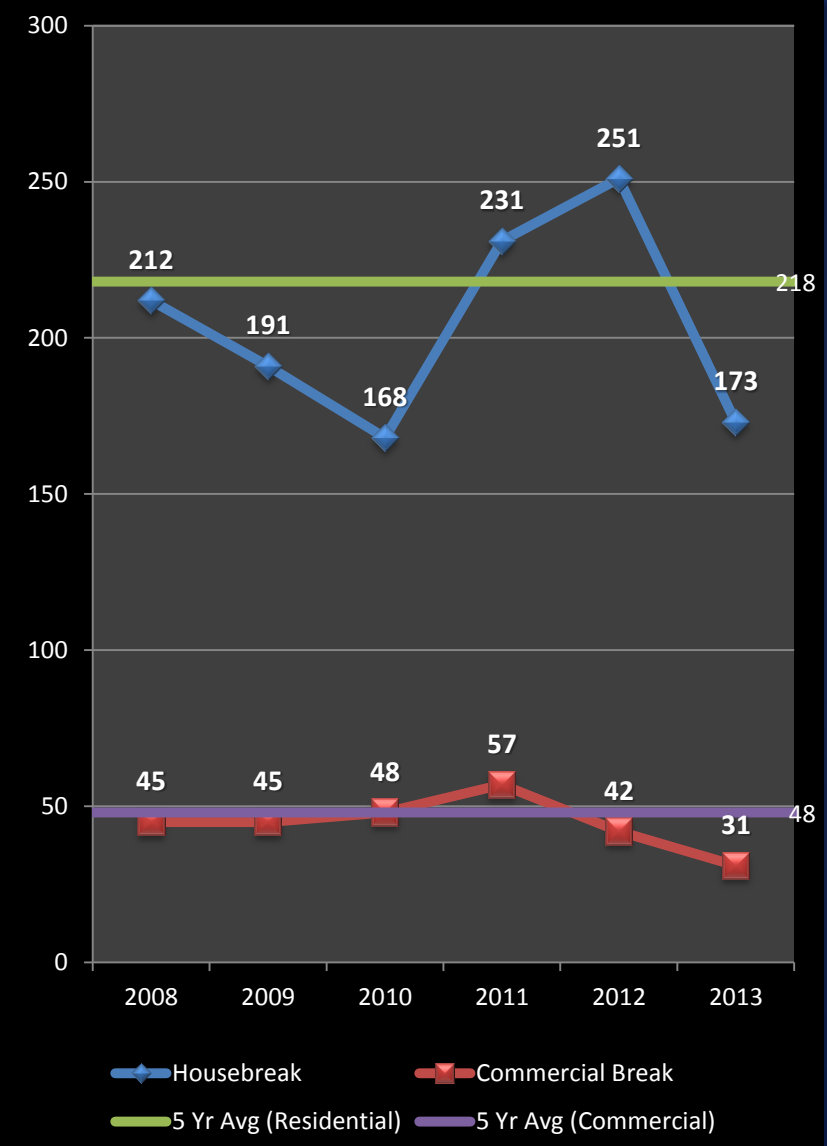
5 Year Average

+21%

-30%

-23%

- Over the first seven months of 2013, there were 204 total burglaries (the combination of residential and commercial burglaries) reported in Cambridge. This number is down 30% when compared to last year during this time period and is 23% lower than the five-year average of 266.
- Commercial burglary has dropped 26% when compared with 2012, with eleven fewer incidents reported, and has dropped 35% when measured against the five-year average.
- Residential burglaries ("housebreaks") are down 31% from the first seven months of 2012 with 78 fewer incidents reported and have declined 21% when measured against the five-year average. Sporadic weekend activity in the neighborhoods of Central Square are being monitored for potential pattern evolution.



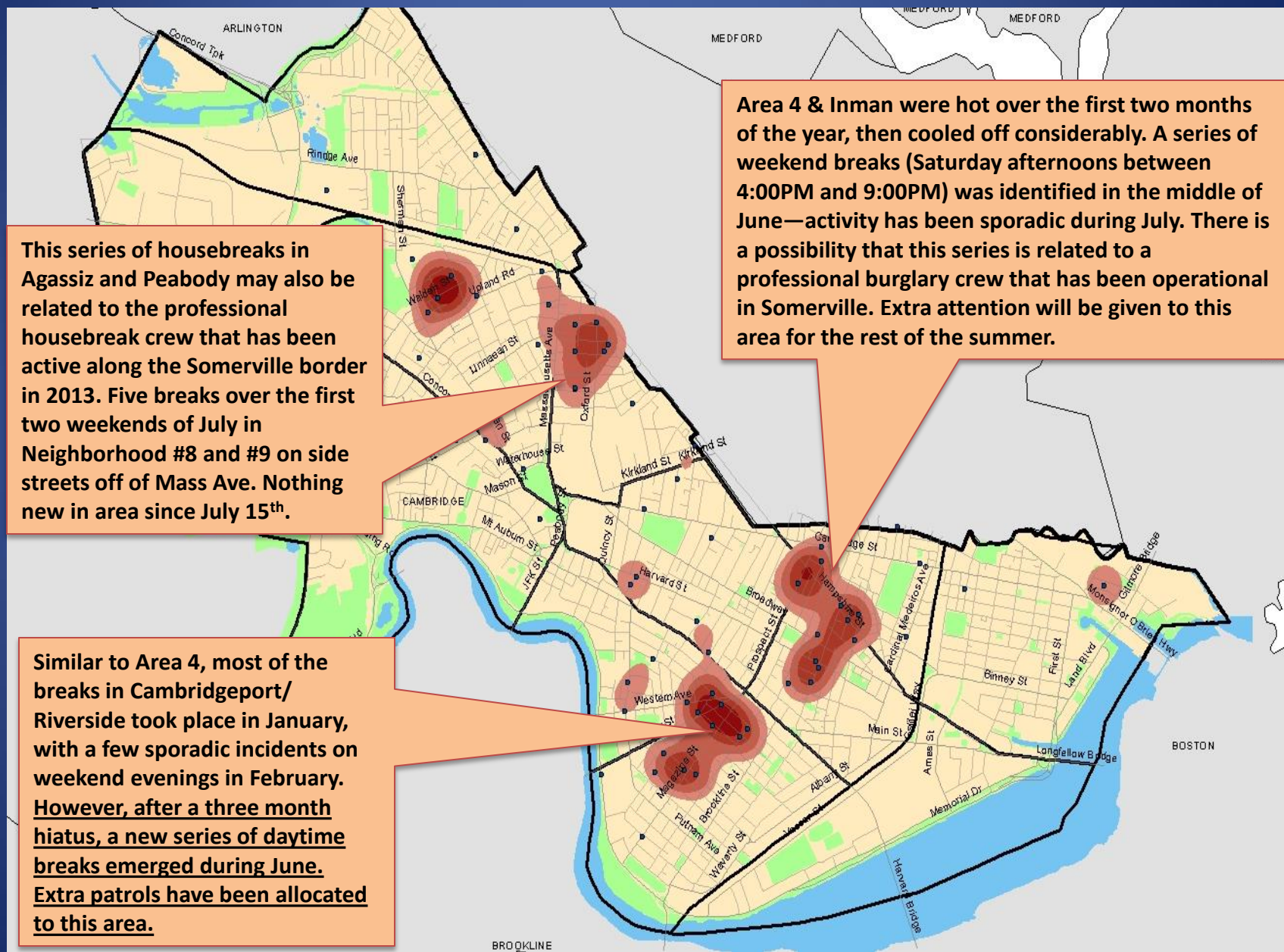


Housebreak Activity: 5/1/13 – 7/29/13

This series of housebreaks in Agassiz and Peabody may also be related to the professional housebreak crew that has been active along the Somerville border in 2013. Five breaks over the first two weekends of July in Neighborhood #8 and #9 on side streets off of Mass Ave. Nothing new in area since July 15th.

Similar to Area 4, most of the breaks in Cambridgeport/ Riverside took place in January, with a few sporadic incidents on weekend evenings in February. However, after a three month hiatus, a new series of daytime breaks emerged during June. Extra patrols have been allocated to this area.

Area 4 & Inman were hot over the first two months of the year, then cooled off considerably. A series of weekend breaks (Saturday afternoons between 4:00PM and 9:00PM) was identified in the middle of June—activity has been sporadic during July. There is a possibility that this series is related to a professional burglary crew that has been operational in Somerville. Extra attention will be given to this area for the rest of the summer.





LARCENY

Possible Emerging Patterns

- Overall, **larceny year-to-date has decreased by 9%** when compared with the first seven months of 2012 and is down 8% when measured against the five-year weighted average for this time frame. Larcenies from buildings and larcenies of bicycles experienced the largest increases during the month of July.
- Although **larcenies from motor vehicles are still down 17%** compared to 2012, this difference is slowly shrinking (was -28% in May and -23% in June). LMVs stayed consistent from June to July of this year, with 59 incidents each. Over the weekend of 7/13-7/14, there were 12 car breaks reported at 700 Huron Ave and Huron & Grove St.
- Larcenies from persons citywide have declined 9%** compared to 2012, but the 2013 year-to-date total is still 5% above the five-year average. Thefts from patrons at bars/restaurants in Harvard Sq remained relatively low in July with only five incidents, but four of those five took place during the last week of the month.
- Larcenies from buildings are up 5% over 2012 after seven months, with 225 incidents.** This crime type rose from 20 in June to 36 in July. Despite the overall increase this month, no patterns were evident.
- In 2013, there have been **184 bike thefts to date**, which is exactly equal to the number reported through the first seven months of 2012. Bike thefts rose 33% in July when compared with June. Riverside saw the most bike thefts in July with 14, followed by Area 4 and Cambridgeport with 9 each.

Percent Change

Last 4 Weeks

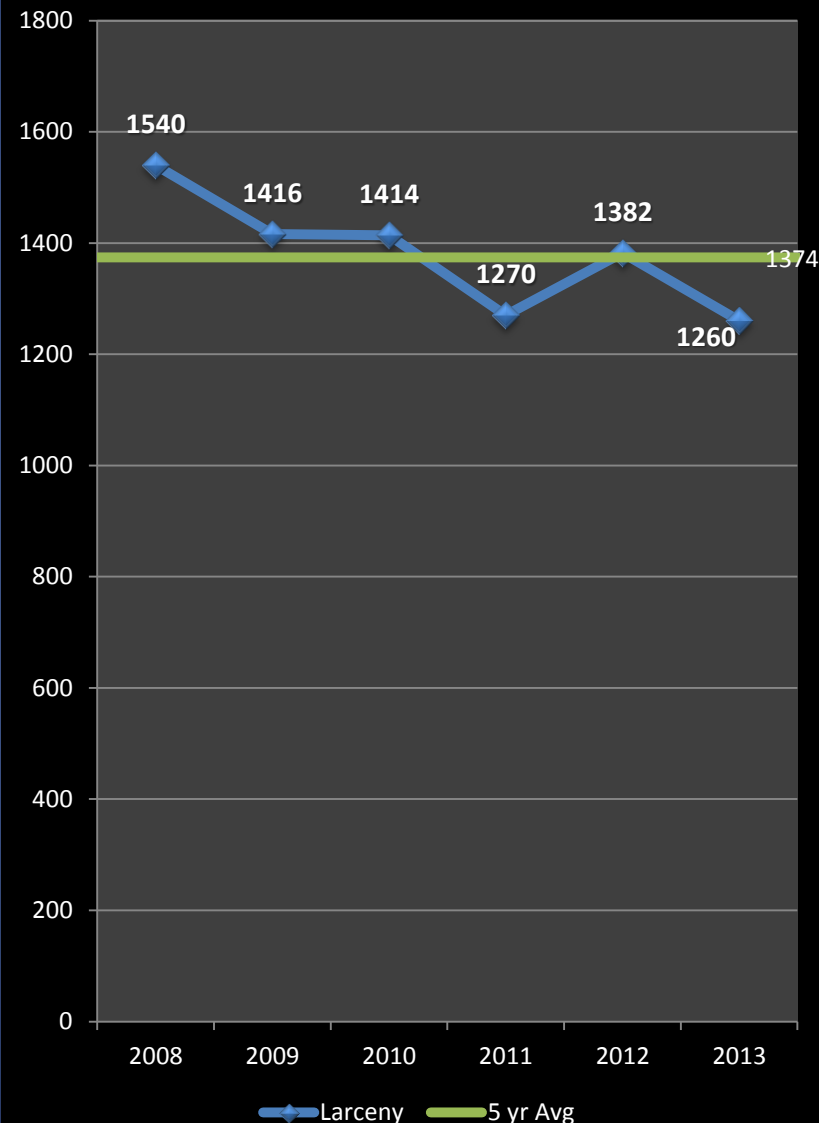
+11%

Previous Year

-9%

5 Year Average

-8%





LARCENY: *from MV*

Emerging Patterns

- For the first seven months of 2013, larcenies from MVs **are down 17%** when compared with the same time frame in 2012, with **65 fewer thefts recorded**. Larcenies from MVs have **fallen 23%** when compared with the five-year average, with **95 fewer incidents than** the projected total. The large drop in larcenies from MVs citywide can likely be attributed to the arrest of two people committing these crimes in January and the multiple snow storms that buried the area in February and March.
- Larceny from motor vehicles remained unchanged from the previous four weeks with 59 thefts reported in both June and July.
- Hot Spot clusters for June included:
 - Riverside: a series of weekday afternoon breaks east of Harvard Square.
 - Area 4: weekend night breaks on the periphery of Central Square
 - Cambridgeport: weekend night breaks into unlocked vehicles
 - A one-night spree of incidents along Huron and Grove Streets in July.

Percent Change

Last 4 Weeks

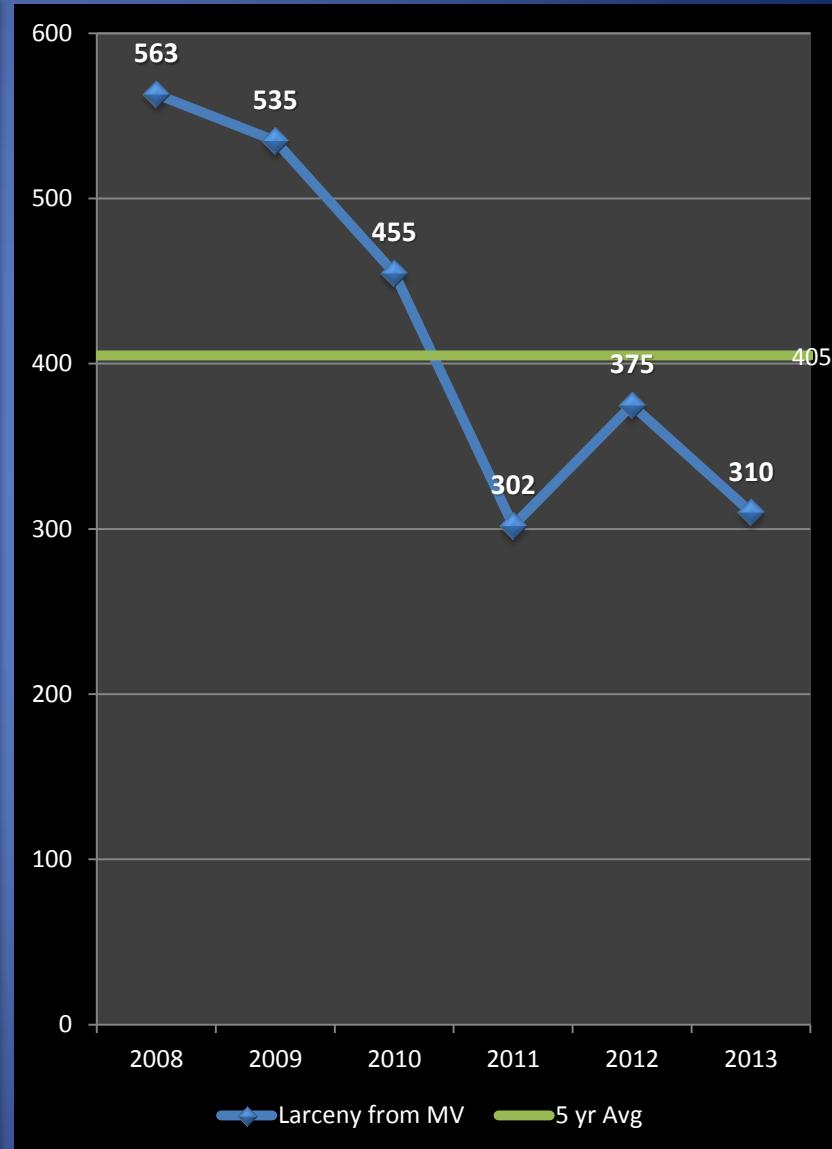
0%

Previous Year

-17%

5 Year Average

-23%





LMV Activity: 5/1/13 – 7/29/13

Cambridge Police BridgeStat

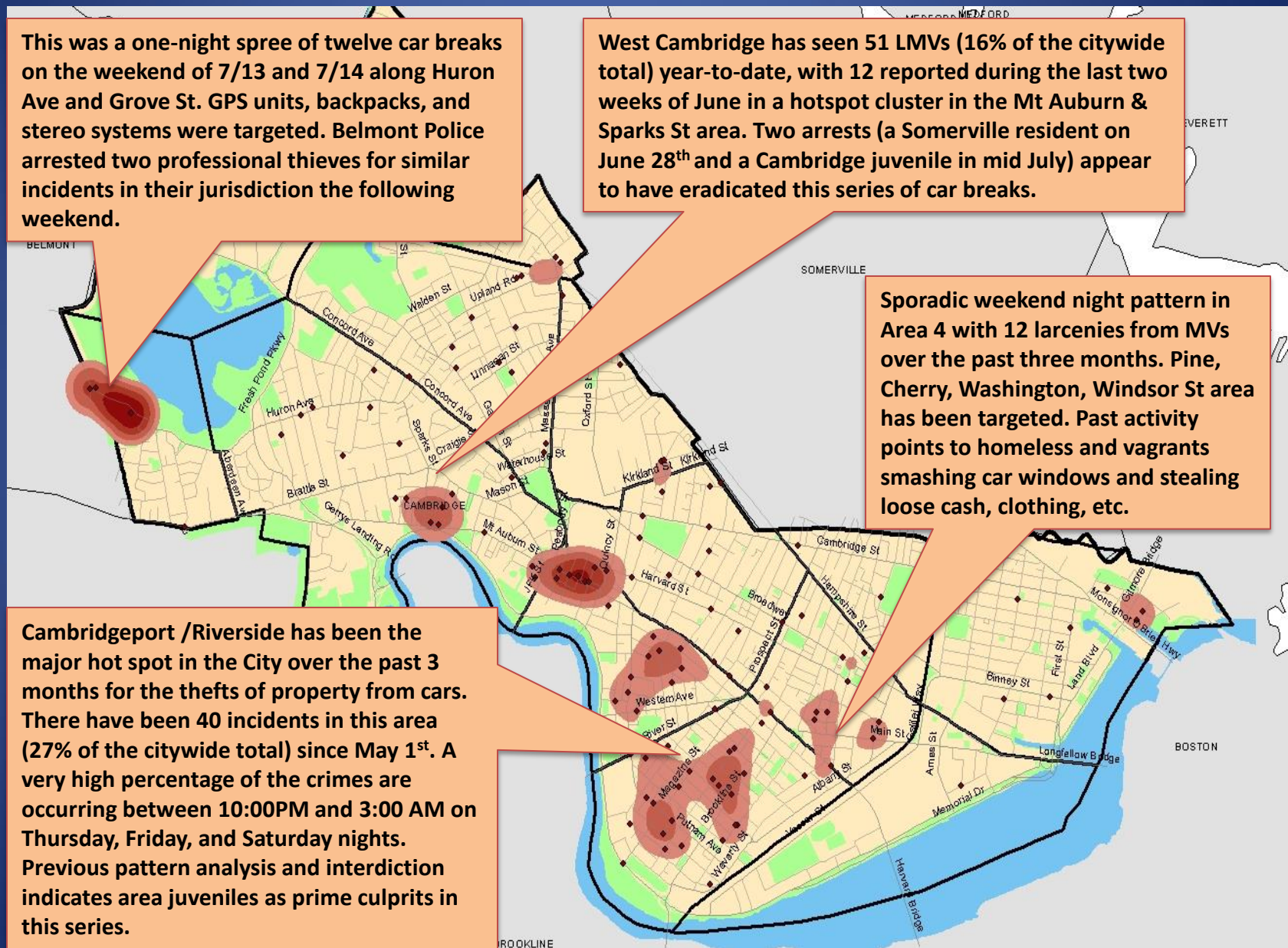
July
2013

This was a one-night spree of twelve car breaks on the weekend of 7/13 and 7/14 along Huron Ave and Grove St. GPS units, backpacks, and stereo systems were targeted. Belmont Police arrested two professional thieves for similar incidents in their jurisdiction the following weekend.

West Cambridge has seen 51 LMVs (16% of the citywide total) year-to-date, with 12 reported during the last two weeks of June in a hotspot cluster in the Mt Auburn & Sparks St area. Two arrests (a Somerville resident on June 28th and a Cambridge juvenile in mid July) appear to have eradicated this series of car breaks.

Sporadic weekend night pattern in Area 4 with 12 larcenies from MVs over the past three months. Pine, Cherry, Washington, Windsor St area has been targeted. Past activity points to homeless and vagrants smashing car windows and stealing loose cash, clothing, etc.

Cambridgeport /Riverside has been the major hot spot in the City over the past 3 months for the thefts of property from cars. There have been 40 incidents in this area (27% of the citywide total) since May 1st. A very high percentage of the crimes are occurring between 10:00PM and 3:00 AM on Thursday, Friday, and Saturday nights. Previous pattern analysis and interdiction indicates area juveniles as prime culprits in this series.





Larceny from Motor Vehicles

What can we do?

Police Response Strategy:

- Cambridge Police are focused on prevention of these crimes by increasing officer visibility in targeted areas.
- Citizens are encouraged to take the proper precautions to protect their vehicles and their belongings by doing everything possible to not make their vehicles easy targets.



Citizen Response Strategy:

- Citizens are asked to take the following precautions to protect themselves, their vehicles, and their belongings from theft:
 - Make sure all of your car doors are locked when you leave your vehicle.
 - Take extra care when out doing your shopping.
 - If you are **approached by a suspicious person** while you are in your vehicle, **sound your horn to attract attention.**
 - **NEVER LEAVE VALUABLES EXPOSED IN YOUR CAR.**
 - If you must leave packages or valuables in your car, **place them in the trunk of under a blanket to conceal them**
 - Visit our website for more tips to keep your vehicles and belongings at www.CambridgePolice.org/SafetyTips



LARCENY: *from Person* *No Patterns*

- Larcenies from the person are down 9% when comparing the first seven months of 2013 to the same time frame in 2012. However, the total of 201 incidents reported thus far in 2013 is 5% above the five-year average of 192.
- In the past four weeks, larcenies from the person have dropped 19% from 36 in June to 29 in July. Harvard Square usually accounts for a large portion of these incidents at the many bars and restaurants in the Square (known as "dipper" activity), but similar to June when only 4 were recorded there, only 5 were reported in July. However, 4 of those 5 were during the last week of the month. There were also 5 thefts from patrons at bars and restaurants in Central Sq in July.
- Only two locations citywide experienced more than one larceny from person in July. Three thefts were reported by shoppers at the Galleria Mall and two dipper thefts were reported on the same date by patrons at a business in Central Sq.
- No identifiable patterns of this crime type emerged in July. See the map on the next slide for a description of the typical hotspots in Cambridge.

Percent Change

Last 4 Weeks

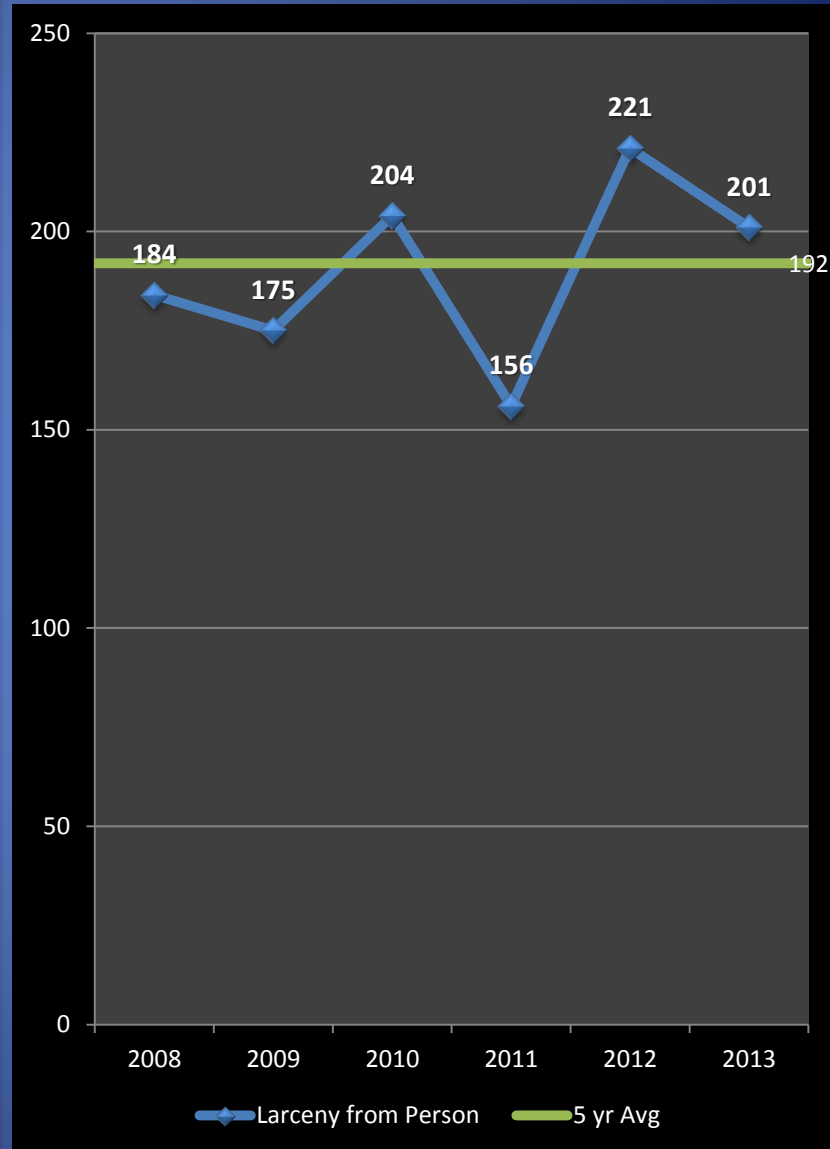
-19%

Previous Year

-9%

5 Year Average

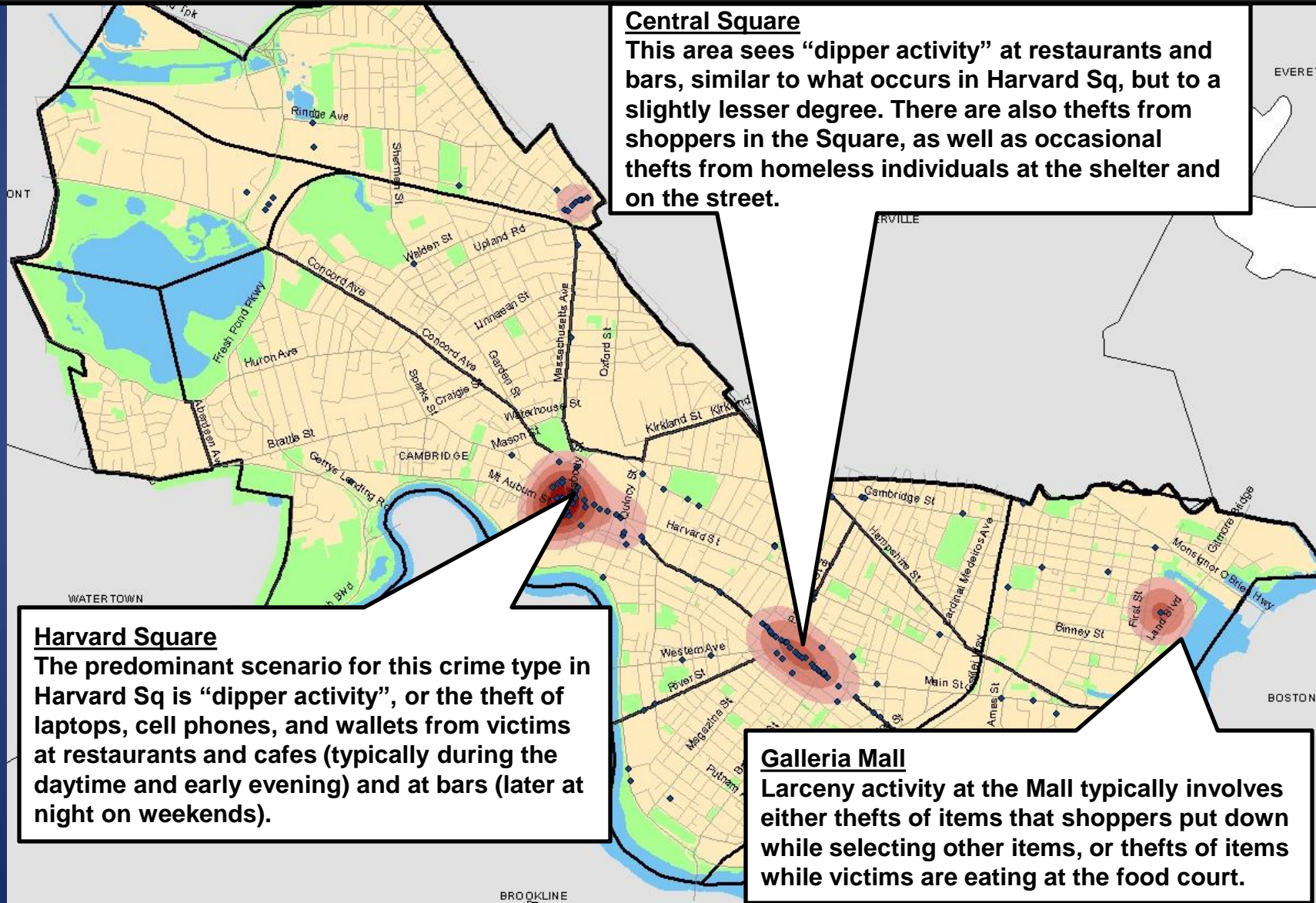
+5%





Larceny from Person Activity, 1/1/13 – 7/29/13

There have been 201 larcenies from the person year-to-date citywide in 2013. This is 9% (20 incidents) below the 2012 total at this time and 5% (9 incidents) above the five-year average.





LARCENY: of Bicycle

No Patterns

- In 2013, there have been 184 bike thefts to date, which is equal to the number reported during the same time frame in 2012. This number is 4% above the five-year average of 177 thefts.
- Bike thefts rose 33% from June to July. Riverside saw the most bike thefts in July with 14, followed by Area 4 and Cambridgeport with 9 each.
- The majority of thefts this year (57%) have involved bikes that were locked but left out in the open (locked to public bike racks or sign poles, for example).
- The highest % of thefts from yards and porches this year have occurred in Mid-Cambridge, North Cambridge, and Area 4.

Breakdown by Neighborhood, year-to-date:

Neighborhood	Total	% Citywide
Mid Cambridge	29	16 %
Riverside	25	14 %
Area 4	24	13 %
Cambridgeport	22	12 %

Percent Change

Last 4 Weeks

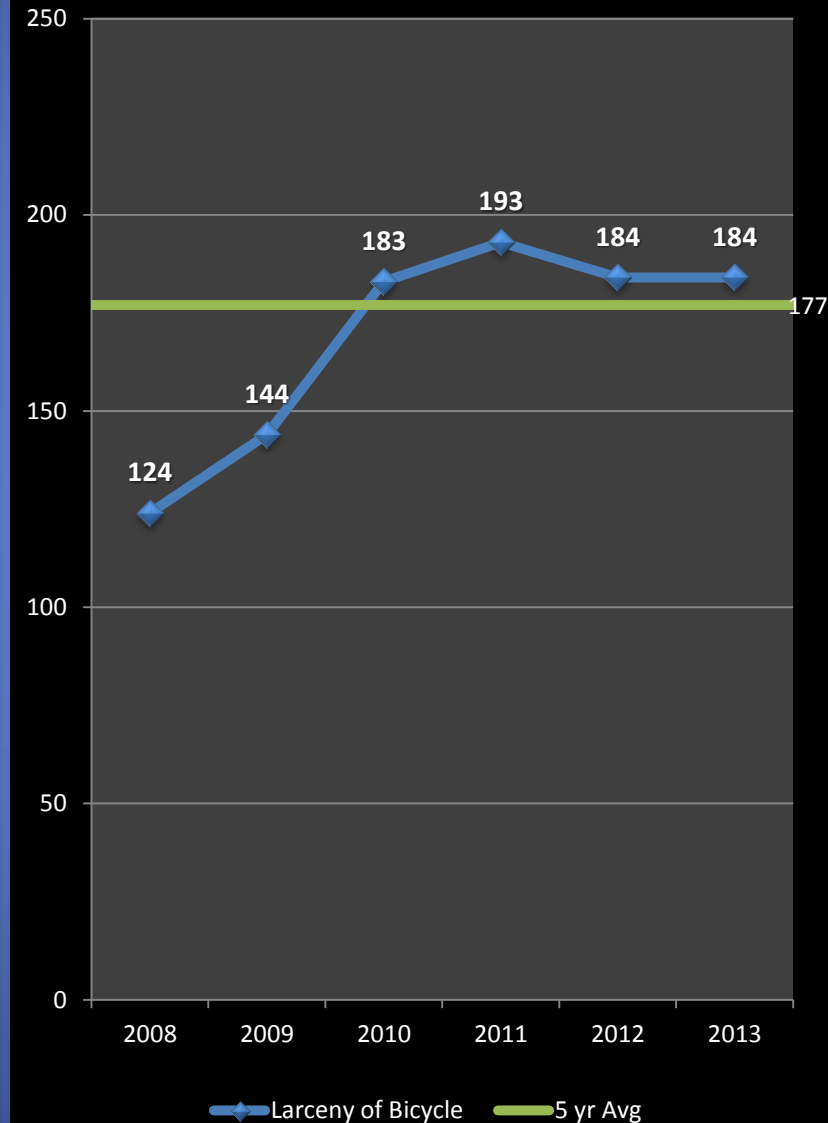
+33%

Previous Year

0%

5 Year Average

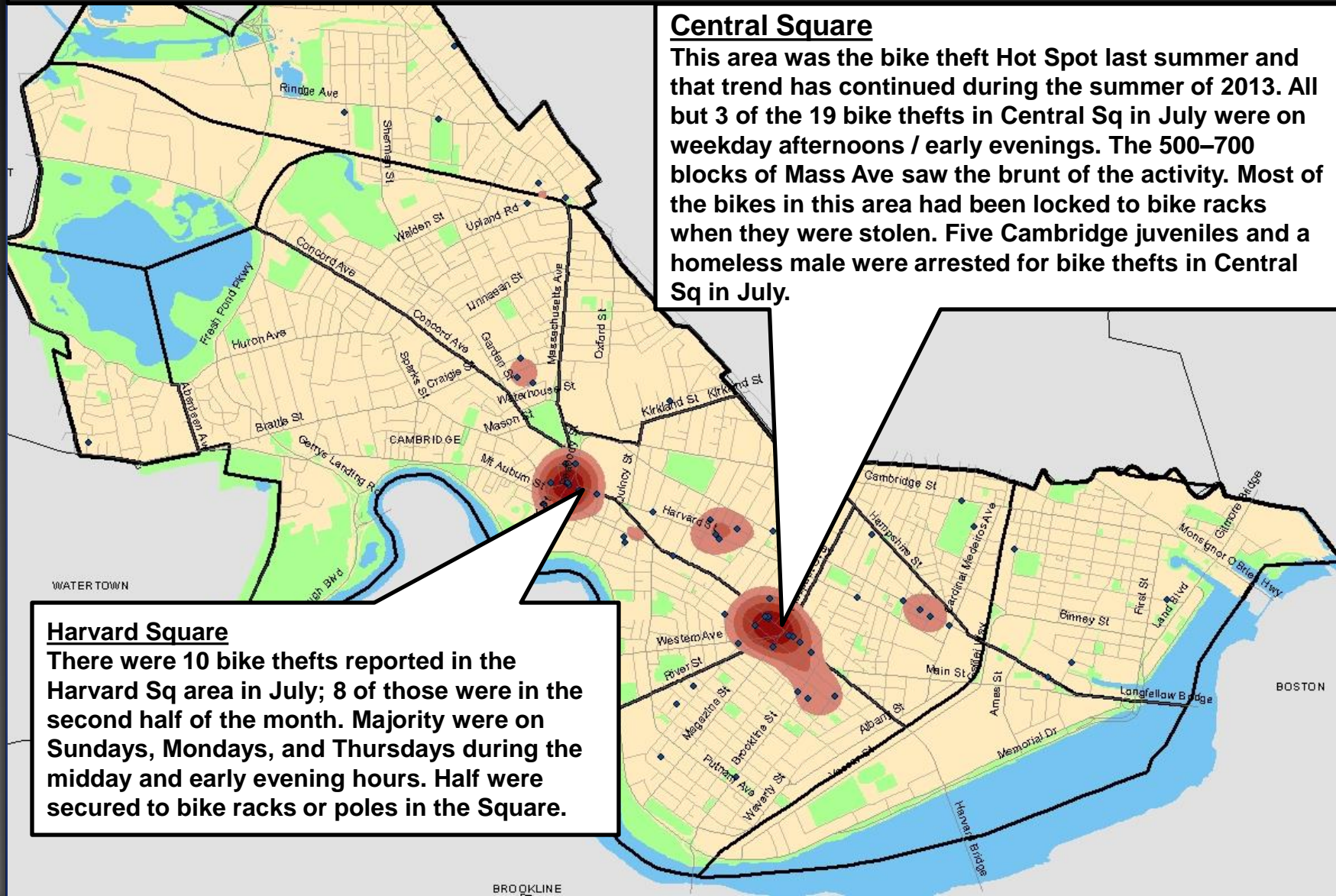
+4%





Larceny of Bicycle Activity, 5/1/13 – 7/29/13

There have been 184 bike thefts in the first seven months of 2013, the same number reported during this time frame in 2012 and seven incidents above the 5-year average of 177 incidents.





Larceny of Bicycles:

What Can We Do?

Police Response Strategy:

- Bicyclists stopped for infractions will be reminded to use lights when biking at night, wear helmets under the age of 16, and other safety tips to promote safer biking in the city.



Citizen Response Strategy:

- Bicyclist are encouraged to record their bike's serial number as well as take a picture of their bike to provide to police in the event that it is lost or stolen.
- For information on bicycle safety, visit: www.CambridgePolice.org/CommunityResources.
 - Click on the "Bicycle Safety and Registration" link.
- Stores should be vigilant in recording serial numbers and customer information on sales.
- Universities should encourage students to register their bikes and distribute information on the correct locking procedures.



AUTO THEFT

No Patterns

- The projected five-year weighted average for auto thefts for the first seven months of the year is 92 incidents; there have only been 62 vehicles reported stolen thus far in 2013, translating to a 33% decline. When measured against the first seven months of 2012, there have been 14 fewer auto thefts counted, equaling an 18% drop.
- Thirteen vehicles have been stolen in the past four weeks, down 7% (one incident) from the previous four-week total. Four of these were in East Cambridge and another three were in North Cambridge.
- Six of the auto thefts in July involved scooters/mopeds. Two Boston juveniles were stopped on 7/21/13 in possession of a moped stolen from Cambridge back in May.
- Since the beginning of the year, Mid-Cambridge has experienced the most auto thefts citywide with 13 incidents, followed by East Cambridge with 10.
- Year-to-date, 47% (or 29) of the stolen motor vehicles have been recovered.

Percent Change

Last 4 Weeks

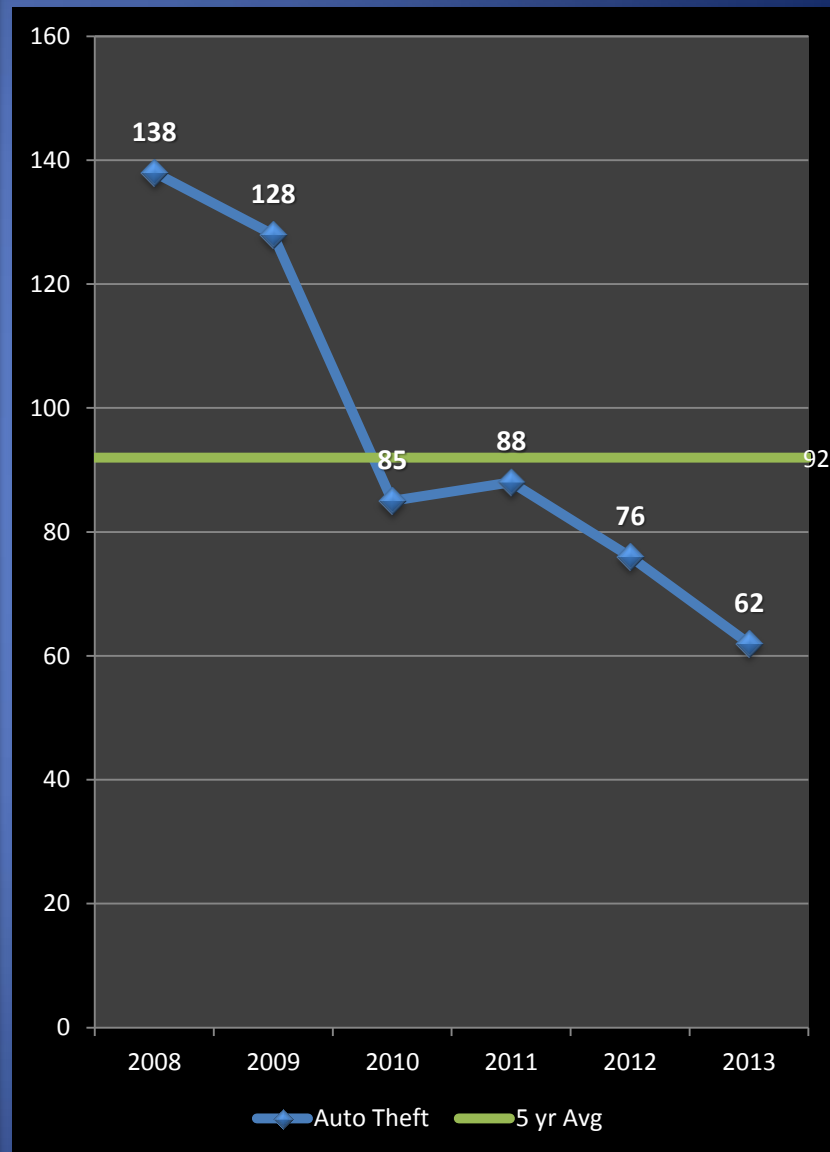
-7%

Previous Year

-18%

5 Year Average

-33%





Help Prevent Crime

And keep yourself informed!

To receive information from the CPD:

- Sign up with for the **Cambridge Alert Network**, to receive alerts about emerging crime patterns, neighborhood meetings, and crime prevention tips, by visiting www.CambridgeMa.gov/AlertNetwork.
- “Like” the Cambridge Police Department on Facebook at www.facebook.com/CambridgePolice
- Follow [@CambridgePolice](https://twitter.com/CambridgePolice) on Twitter.
- Visit our website at www.CambridgePolice.org for valuable information and reports including the Daily Log and BridgeStat, which is published on the first Friday of every month.
- Download our new “MyPD” smartphone app at www.CambridgePolice.org/MyPD.

To Share Information with the CPD:

- Call our Non-Emergency Telephone Number at **617-349-3300**.
 - Every call for service generates a police response, so help drive our resources by reporting things that seem suspicious or out of the ordinary.
- Send an Anonymous TEXT-A-TIP:
 - Send an ANONYMOUS text message to **Tip411 (847411)**. Begin your message with Tip650 and then type your message. You will receive a response from the Cambridge Police with the option to continue communicating. Please remember that this is not a replacement for 9-1-1. **If you witness an emergency situation, please call 9-1-1 immediately.**
- Send an Anonymous Crime Tip E-Mail at www.CambridgePolice.org/Tips



Questions?

- The complete 2012 Cambridge Police Annual Crime Report is available on our website at www.CambridgePolice.org.
- We welcome all questions, comments, and suggestions.
- Please direct your feedback to: BridgeStat@CambridgePolice.org.
- To review previous editions of BridgeStat, visit our website at www.CambridgePolice.org/BridgeStat.