



# Cambridge Police Department BridgeStat

June 2013

Produced by the Crime Analysis Unit



# Part I Total Crime

Serious crime in Cambridge in 2013 has experienced a sizable decrease of **18%** from the first two quarters of 2012, and when measured against the five-year weighted average for this same time frame, a 16% decline (**265 fewer serious crimes than the average**) has been recorded. The majority of the decrease from 2012 to 2013 can be attributed to the overall drop in larceny (**-14%**), with 162 fewer thefts reported when compared with the same time period in 2012.

- A detailed analysis of all statistics indicates that there were **254 fewer property crimes recorded in the first six months** of 2013, which translates to a **17% decrease** when measured against the 2012 statistics. **Violent crime has fallen 21% between January 1<sup>st</sup> and July 1<sup>st</sup> of 2013 when compared with 2012.**
- According to the FBI's *Preliminary Annual Uniform Crime Report*, released on June 1<sup>st</sup>, 2013, the nation experienced a 1.2 percent increase in the number of violent crimes and a 0.8 percent decline in the number of property crimes in 2012 when compared with data from 2011.

	4 Week Snapshot			Year to Date			Five Year	
	5/7 - 6/3	6/4 - 7/1	Change	2012	2013	Change	Avg	Change
Total Violent Crime	18	26	44%	204	161	-21%	204	-21%
Total Property Crime	197	251	27%	1481	1227	-17%	1449	-15%
Total Part I Crime	215	277	29%	1685	1388	-18%	1653	-16%



# Part I Property Crime

Property crime is registering a 17% decrease below the number reported during the first two quarters of 2012, and a 15% drop from the five-year average. The majority of the larceny categories saw increases over the past four weeks, but in the long-term view, these categories are still registering decreases. Burglary is down 31% from 2012 and 24% from the five-year weighted average.

	<u>4 Week Snapshot</u>			<u>Year to Date</u>			<u>Five Year</u>	
	5/7 - 6/3	6/4 - 7/1	Change	2012	2013	Change	Avg	Change
<b>Burglary</b>	<b>28</b>	<b>25</b>	<b>-11%</b>	<b>242</b>	<b>167</b>	<b>-31%</b>	<b>221</b>	<b>-24%</b>
Commercial Break	6	3	-50%	33	24	-27%	40	-40%
Housebreak	22	22	0%	209	143	-32%	181	-21%
<b>Larceny</b>	<b>162</b>	<b>212</b>	<b>31%</b>	<b>1173</b>	<b>1011</b>	<b>-14%</b>	<b>1152</b>	<b>-12%</b>
Larceny (Misc)	1	3	200%	20	11	-45%	16	-31%
Larceny from Building	22	20	-9%	189	189	0%	192	-2%
Larceny from MV	28	59	111%	325	251	-23%	344	-27%
Larceny from Person	31	36	16%	198	170	-14%	168	1%
Larceny from Residence	15	11	-27%	112	72	-36%	98	-27%
Larceny of Bicycle	27	44	63%	135	121	-10%	123	-2%
Larceny of Plate	3	4	33%	18	12	-33%	22	-45%
Larceny of Services	4	0	-100%	7	11	57%	10	10%
Shoplifting	31	35	13%	169	174	3%	178	-2%
<b>Auto Theft</b>	<b>7</b>	<b>14</b>	<b>100%</b>	<b>66</b>	<b>49</b>	<b>-26%</b>	<b>76</b>	<b>-36%</b>
<b>Total Property Crime</b>	<b>197</b>	<b>251</b>	<b>27%</b>	<b>1481</b>	<b>1227</b>	<b>-17%</b>	<b>1449</b>	<b>-15%</b>



# Part I Violent Crime

- The projected five-year weighted average for violent crime in Cambridge for the first two quarters of the year is 204 incidents. For the period between January 1<sup>st</sup> and July 1<sup>st</sup> of 2013, there were 161 violent crimes recorded in the City, 43 incidents (-21%) below both last year's total, which was also 204, and the total forecasted by the five-year average for this period.
- The first two murders of the year were recorded in April. A complete synopsis of these incidents can be found on the next slide. All of the other violent crimes: Rape (-29%), Robbery (-18%), and Aggravated Assault (-23%) registered notable declines when compared with the totals for the first six months of 2012.

	4 Week Snapshot				Year to Date				Five Year	
	5/7 - 6/3	6/4 - 7/1	Change		2012	2013	Change		Avg	Change
Homicide	0	0	IN-CALC		1	2	100%		1	100%
Rape	0	1	IN-CALC		14	10	-29%		15	-33%
Robbery	6	8	33%		65	53	-18%		69	-23%
Commercial Robbery	0	1	IN-CALC		12	8	-33%		13	-38%
Street Robbery	6	7	17%		53	45	-15%		56	-20%
Aggravated Assault	12	17	42%		124	96	-23%		120	-20%
Total Violent Crime	18	26	44%		204	161	-21%		204	-21%



# MURDER

*No Patterns*

- **There have been two murders reported in Cambridge over the first six months of 2013. Both were recorded during the month of April:**
- On April 10<sup>th</sup>, Aisling Brady McCarthy was charged with murder in the death of a Cambridge child who died in January. McCarthy was the child's nanny and was arrested after the death of Rehma Sabir of Cambridge, who was hospitalized with severe head injuries on her first birthday and died two days later.
- On April 18<sup>th</sup>, Cambridge Police received reports of shots fired on the MIT campus. At 10:30 p.m., an MIT police officer was found shot in his vehicle in the area of Vassar and Main Streets. Officer Sean Collier, 27, was found with multiple gunshot wounds. He was transported to Massachusetts General Hospital and pronounced deceased. Authorities launched an immediate investigation into the circumstances of the shooting and determined that two males were involved. The case is being investigated by local, state, and federal authorities working in cooperation. The investigation remains active and ongoing.
- Preliminary statistics released on 6/1/13 by the FBI reveal that Murder increased by 1.5% in the United States in 2012.
- Five (5) of the fifteen (15) murders in Cambridge between 2002 and 2012 were committed during the month of June.
- The following two slides contain a chronological listing of all unsolved murders in Cambridge since 1999.

Change\*

Last 4 Weeks

**\*IN -CAL**

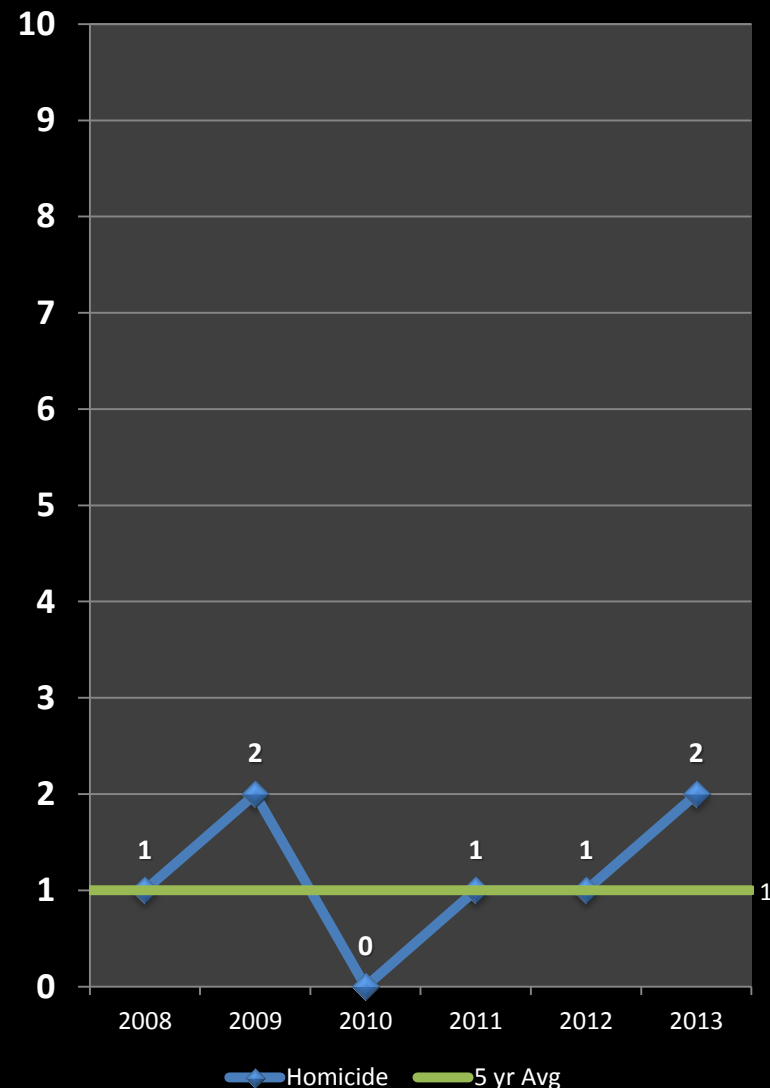
Previous Year

**\*IN -CAL**

5 Year Average

**\*IN -CAL**

\*IN -CAL: Percentages are not calculated for numbers so small as to present a statistically misleading percentage.







# Unsolved Murders: 1999 to 2012

Cambridge Police BridgeStat

**Colin Burton**, 30, of Dorchester, was shot and killed outside of Hi - Fi Pizza on Mass Ave in Central Square on September 18<sup>th</sup>, 1999. Burton was talking with the occupants of a Ford Explorer when the subject in the passenger seat fired through the window. Two suspects fled the scene. The case remains under active investigation.



September 18, 1999, Mass Ave



April 5 , 2002, Mass Ave

**Ian Gray**, 19, of Mattapan, was in an argument outside of the Rhythm & Spice restaurant that spilled out onto Mass Ave. A suspect that had left the scene returned with a group of people and a fight ensued. A knife was produced during the altercation and four gunshots were fired, fatally wounding Gray. This case remains open

On June 17<sup>th</sup>, 2002 at 7:00PM, **Ricardo Williams**, 27, of Malden, was found in the driver's seat of a motor vehicle suffering from a gunshot wound to his face. Williams was taken to CCH where he was pronounced dead. This case remains open.



June 17, 2002, Windsor St.

**\*Anyone with information about these crimes is asked to contact CPD at 617-349-3370.\***



# Unsolved Murders: 1999 to 2012

Cambridge Police BridgeStat

**Jason Ellcock**, 33, of Malden, formerly of Cambridge and father of three, was found with multiple gunshot wounds in front of the driveway to 364 Rindge Ave at 3:05 AM on the night of June 16<sup>th</sup>, 2009. He was pronounced dead at the scene. This incident remains under investigation.



June 16, 2009, Rindge Ave



March 12, 2011, Brookline St.

**James Lauture**, 30, of Cambridge, was sitting in a vehicle near Brookline and Watson Streets just after midnight on Saturday, March 12<sup>th</sup>, 2011, when an unknown gunman opened fire. The occupants in the car were able to drive to Central Square. Lauture died from multiple gunshot wounds. The other man in the vehicle survived. This case remains open.

On June 3<sup>rd</sup>, 2012, **Charlene Holmes**, 16, of Cambridge was shot while sitting on a porch on Willow Street. She later succumbed to her wounds at the hospital. The investigation into this incident remains active, but no arrests have been made to date.



June 3, 2012, Willow St

**\*Anyone with information about these crimes is asked to contact CPD at 617-349-3370.\***



# RAPE

*No Patterns*

- Over the first six months of 2013, ten rapes were reported, four fewer than for the same period in 2012, which translates to a 29% reduction when compared to last year and a 33% decline compared to the five-year average of fifteen sexual assaults for the first two quarters of the year.
- During the first six months of the year, there were two reports of rapes classified as domestic and five involving acquaintances known to the victim.
- The first and only stranger-to-stranger rape of the year was recorded in March. This incident involved a blitz type scenario late at night in Central Square. This case remains under investigation.
- The rape reported on June 10<sup>th</sup> was classified as an acquaintance incident and is still under investigation.
- Preliminary statistics released on 6/1/13 by the FBI reveal that Rape decreased by 0.3% in the United States in 2012.

## Percent Change

Last 4 Weeks

**\*IN -CAL**

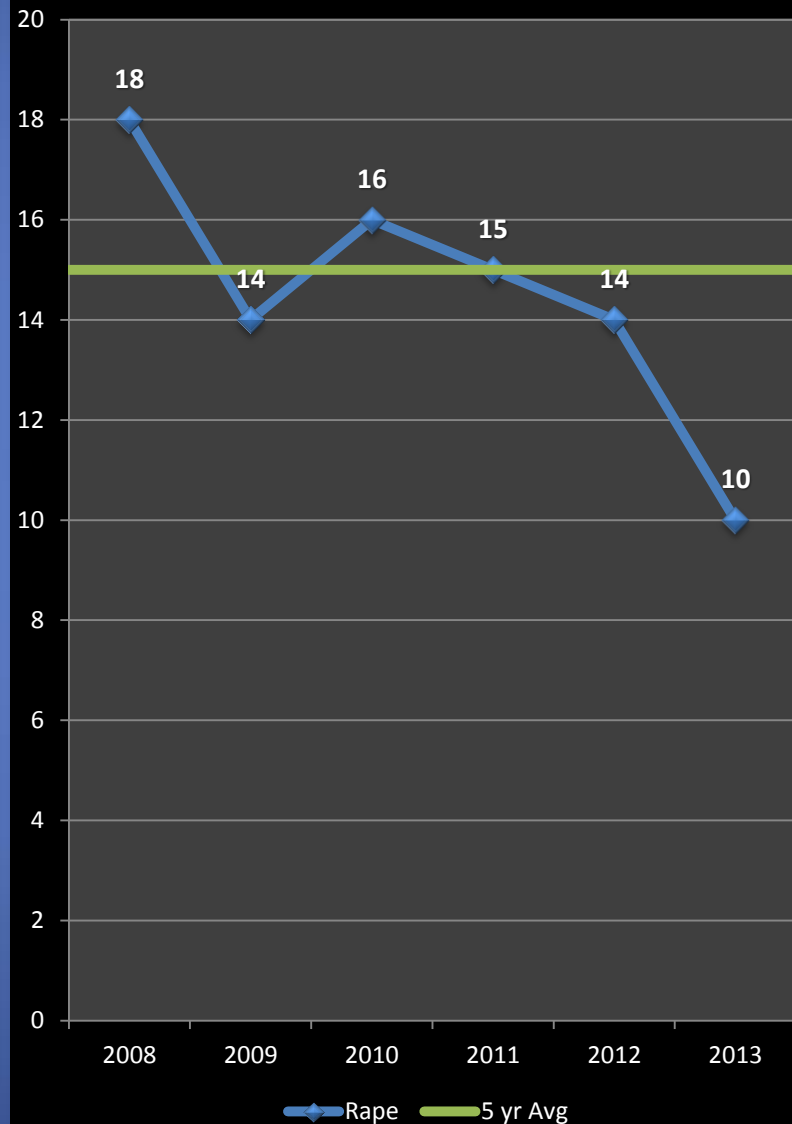
Previous Year

**-29%**

5 Year Average

**-33%**

\*IN -CAL: Percentages are not calculated for numbers so small as to present a statistically misleading percentage.







# AGGRAVATED ASSAULT

*No Patterns*

- When compared to the first six months of 2012, aggravated assaults recorded a substantial decrease of 23%, with 28 fewer incidents registered in 2013. When measuring this violent index crime against the five-year average for the time period between January 1<sup>st</sup> and July 1<sup>st</sup>, there has been a decline of 20%, with 24 crimes below the projected average of 120 aggravated assaults.
- Preliminary statistics released on 6/1/13 by the FBI reveal that Aggravated Assault increased by 2% in the United States in 2012.

***Breakdown of Assault Classification types for the first six months of 2013:***

Type	Number	% of Total
Domestic	34	35%
Bar / Alcohol	15	16%
Homeless	9	11%
Road Rage	6	6%
Acquaintance	6	6%

## Percent Change

Last 4 Weeks

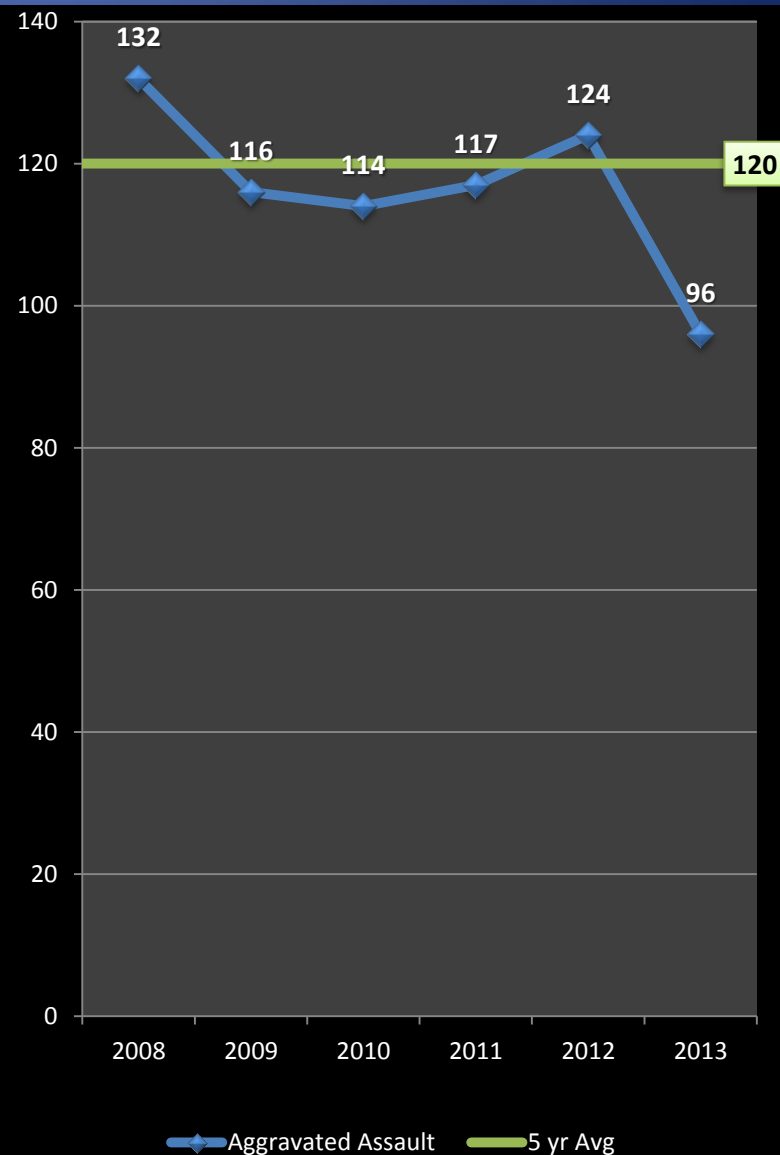
**+42%**

Previous Year

**-23%**

5 Year Average

**-20%**





# Arrest Made in Harvard Street Shooting on June 24<sup>th</sup>, 2013

Cambridge Police arrested Raveena Jaghoo, 17, of 176 Harvard Street, Cambridge, in connection with an early morning shooting on June 23<sup>rd</sup>, which left a victim hospitalized with two gunshot wounds.

Jaghoo was arrested at her home on Harvard Street, near the location of the June 23<sup>rd</sup> shooting, and charged with Conspiracy, Assault & Battery with Dangerous Weapon, Aggravated Assault & Battery with Dangerous Weapon, and Armed Assault to Murder.

The investigation into this incident remains ongoing, and anyone with information is asked to contact Cambridge Police at 617-349-3300.

For information on how to submit tips anonymously via phone, email, and text message, please visit [www.CambridgePolice.org/Tips](http://www.CambridgePolice.org/Tips).

The details contained above are allegations. The suspect is presumed to be innocent unless and until proven guilty beyond a reasonable doubt in a court of law.



# ROBBERY

*No Patterns*

- The five-year average for overall robbery in Cambridge for the first two quarters of the year is 69 incidents. From January 1<sup>st</sup> to the 1<sup>st</sup> of July, 53 robberies were reported to register an 23% decline below the projected total.
- Overall robberies rose slightly from six incidents in May up to eight in June of 2013 .
- Street robberies have fallen 20% when measured against the five-year average, down 11 crimes from the projected total of 56 incidents. When compared with the first six months of 2012, there has been a 15% decrease from 53 to 45 street robberies. There has not been a street robbery pattern identified in Cambridge over the first two quarters of this year. Street robberies of cell phones and laptops remain a major regional problem.
- There have been only eight commercial robberies (at two convenience stores, three banks, a drug store, and two retail establishments) so far in 2013. Arrests have been made in four of these incidents.

## Percent Change

Last 4 Weeks

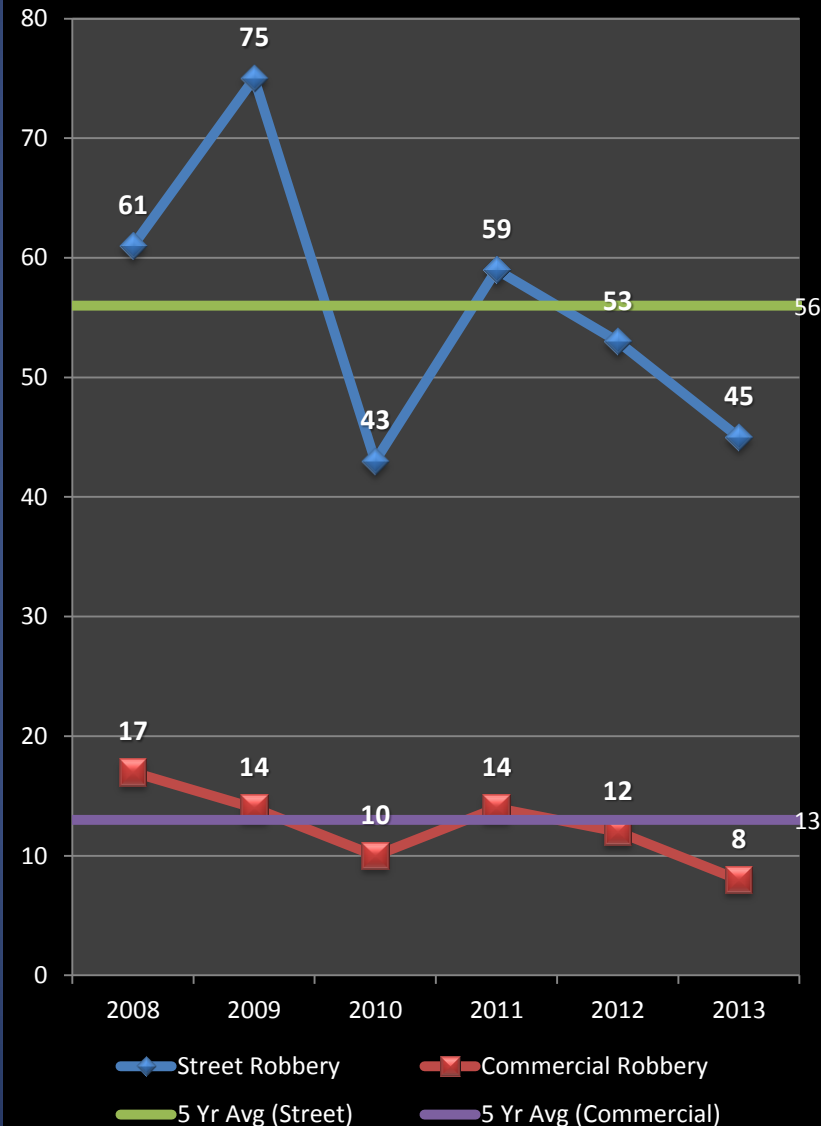
**+33%**

Previous Year

**-18%**

5 Year Average

**-23%**







# Street Robbery Activity, 1/1/13 – 7/1/13

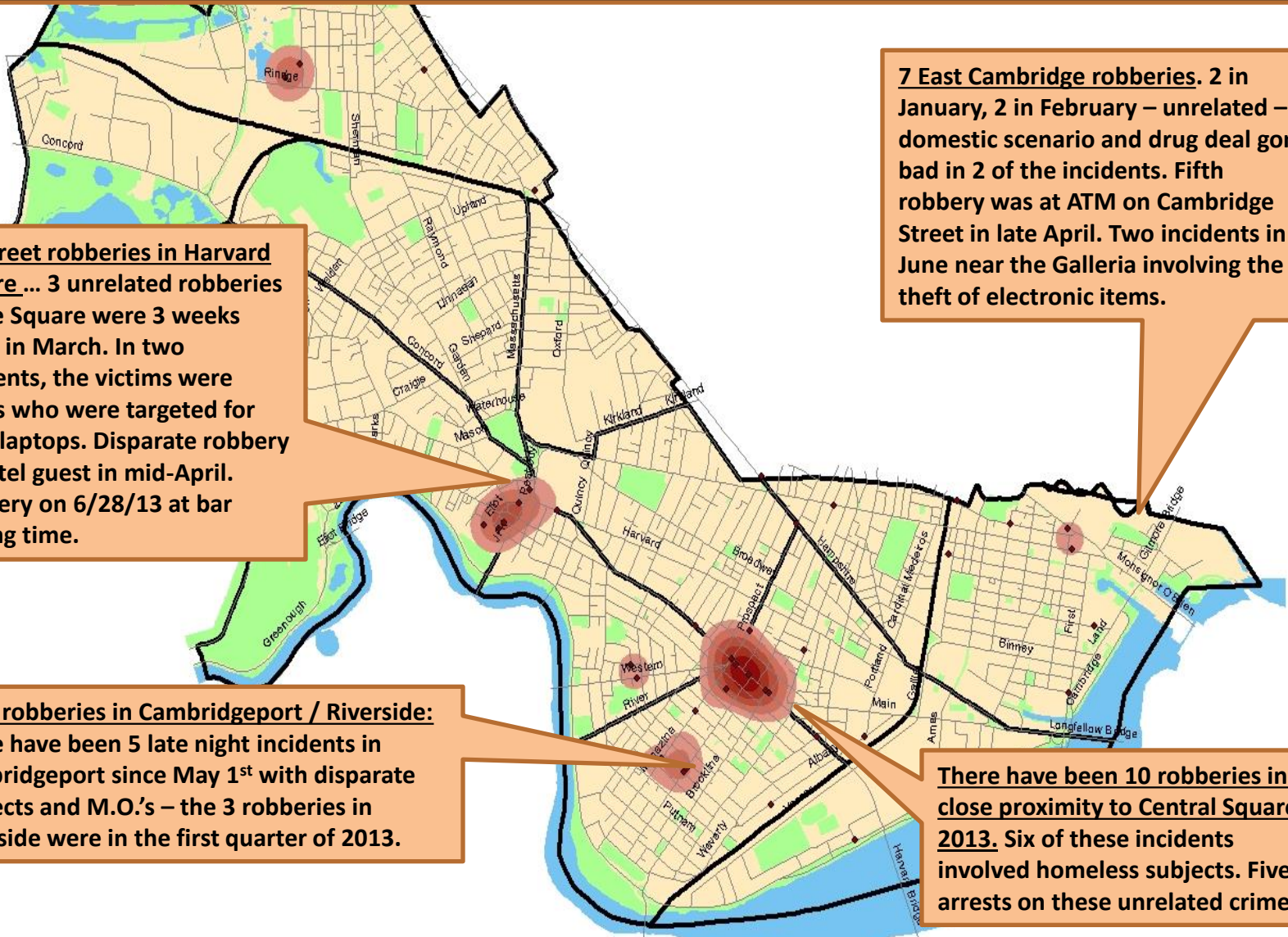
*When compared with the first six months of 2012, there has been a 15% drop from 53 to 45 robberies targeting individuals on the streets of the City. The majority of street robberies have been scattered and unrelated. There were two similar robberies with a handgun on the night of May 13<sup>th</sup> at Russell Field and Magazine St.*

**Six street robberies in Harvard Square ...** 3 unrelated robberies in the Square were 3 weeks apart in March. In two incidents, the victims were males who were targeted for their laptops. Disparate robbery of hotel guest in mid-April. Robbery on 6/28/13 at bar closing time.

**Eight robberies in Cambridgeport / Riverside:** There have been 5 late night incidents in Cambridgeport since May 1<sup>st</sup> with disparate suspects and M.O.'s – the 3 robberies in Riverside were in the first quarter of 2013.

**7 East Cambridge robberies.** 2 in January, 2 in February – unrelated – a domestic scenario and drug deal gone bad in 2 of the incidents. Fifth robbery was at ATM on Cambridge Street in late April. Two incidents in June near the Galleria involving the theft of electronic items.

**There have been 10 robberies in close proximity to Central Square in 2013.** Six of these incidents involved homeless subjects. Five arrests on these unrelated crimes.







# Commercial Robbery Activity, 1/1/13 – 7/1/13

Cambridge Police BridgeStat

June  
2013

CVS, 1426 Mass Ave, March 3<sup>rd</sup>, Sunday, 6:50PM  
Robbery of clerk at knifepoint – weapon  
recovered in Cemetery. Continued investigation

Galleria, January 18<sup>th</sup>, Friday, 1:55PM  
**Arrest** of Edward Cahill for Strong-arm  
robbery at Sears.

Citizen's Bank, 6 JFK St, June 10<sup>th</sup>, Monday,  
4:40PM  
**Arrest** of John Shute, note passer

Pierre's Barber Shop, 274 Broadway, Friday 7:00PM  
Barber shop robbed at gunpoint, contents from  
safe taken, continued investigation

7/11, 750 Mass Ave, April 18<sup>th</sup>, 10:20PM  
Robbed clerk with silver handgun.  
Surveillance photo



7/11, 4.18.13



Bank, 4.15.13

Sovereign Bank, 515 Mass Ave, April 15<sup>th</sup> Monday, 9:15AM  
Sovereign Bank, 515 Mass Ave, April 30<sup>th</sup> Tuesday, 9:30AM  
**Arrest** of Gregory Noga for April 30<sup>th</sup> incident

7/11, 600 Tech Square, Friday, 2:15AM  
Shoplifting escalates into strong-arm robbery –  
**Arrest** of Lyle Oates





# BURGLARY

## Emerging Patterns

- Over the first two quarters of 2013, there were 167 total burglaries (the combination of residential and commercial burglaries) reported in Cambridge. This number is down 31% when compared to last year during this time period and is 24% lower than the five-year average of 221.
- Commercial burglary has dropped 27% when compared with 2012, with nine fewer incidents reported, and has dropped 40% when measured against the five-year average.
- Residential burglaries ("housebreaks") are down 32% from the first six months of 2012 with 66 fewer incidents reported and have declined 21% when measured against the five-year average. Sporadic breaks in the neighborhoods of Central Square are being monitored for potential pattern evolution.

### Percent Change

Last 4 Weeks

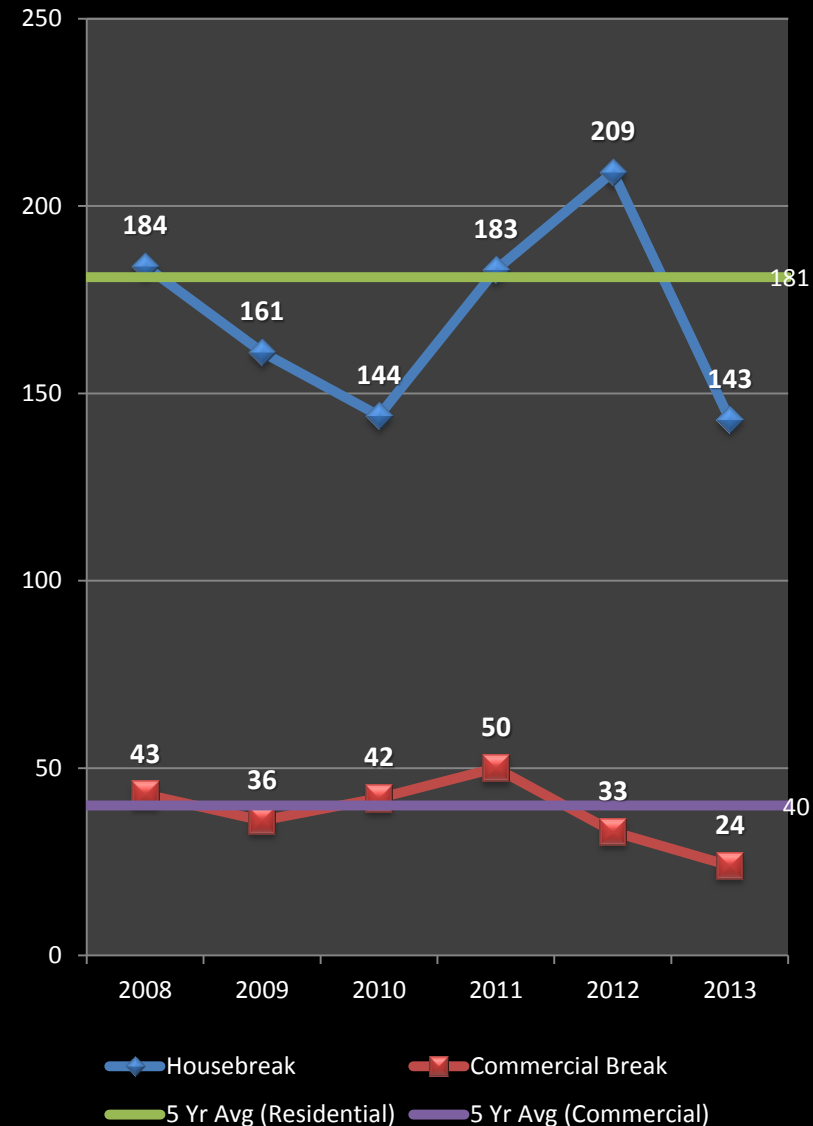
Previous Year

5 Year Average

**-11%**

**-31%**

**-24%**

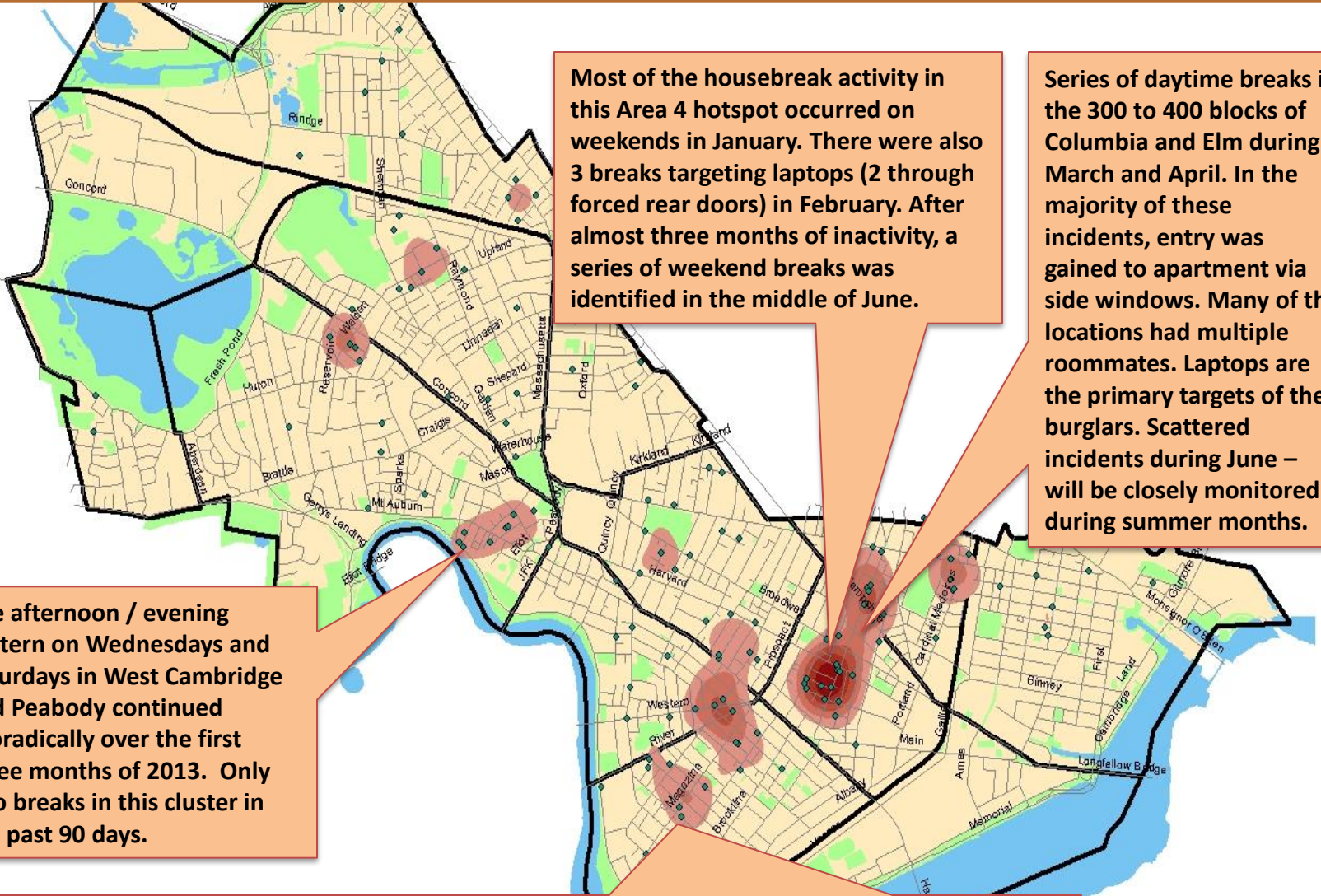






# Housebreak Activity, 1/1/13 – 7/1/13

*When compared with the first six months of 2012, there has been a 32% decline from 209 to 143 housebreaks in Cambridge*



Most of the housebreak activity in this Area 4 hotspot occurred on weekends in January. There were also 3 breaks targeting laptops (2 through forced rear doors) in February. After almost three months of inactivity, a series of weekend breaks was identified in the middle of June.

Series of daytime breaks in the 300 to 400 blocks of Columbia and Elm during March and April. In the majority of these incidents, entry was gained to apartment via side windows. Many of the locations had multiple roommates. Laptops are the primary targets of the burglars. Scattered incidents during June – will be closely monitored during summer months.

The afternoon / evening pattern on Wednesdays and Saturdays in West Cambridge and Peabody continued sporadically over the first three months of 2013. Only two breaks in this cluster in the past 90 days.

Similar to Area 4, most of the breaks in Cambridgeport/ Riverside took place in January, with a few sporadic incidents on weekend evenings in February. However, after a three month hiatus, a new series of daytime breaks emerged during June. Extra patrols have been allocated to this area.



# LARCENY

## Emerging Patterns

- Overall, **larceny year-to-date has decreased by 14%** when compared with the first six months of 2012 and is down 12% when measured against the five-year weighted average for this time frame.
- The **decrease in larceny from motor vehicles (-23%)** compared to 2012 can likely be attributed to multiple arrests and snow storms during the winter months. Compared to the previous 4 weeks, LMVs in June of this year rose 111%, from 28 to 59 incidents. Thefts from vehicles in Agassiz/Peabody cooled while activity picked up in Cambridgeport and Riverside.
- Larcenies from persons citywide have declined 14%** compared to 2012, but due to sizeable increases in May and June of this year, the 2013 year-to-date total is now 1% above the five-year average. Despite the increase citywide, the most notable change in June was the large reduction in thefts from patrons at bars/restaurants in Harvard Sq, which dropped from 14 in May to 4 in June.
- Larcenies from buildings are now even with 2012 after six months, with 189 incidents.** This crime type dropped from 22 in May to 20 in June. Thefts from lockers at health clubs have dropped from 8 in April to 4 in May to 3 in June.
- In 2013, there have been **121 bike thefts** to date to equal a 10% decline from the 2012 first-half total of 135. Bike thefts rose 63% during June when compared with the previous four weeks. East Cambridge, Mid-Cambridge Riverside, and West Cambridge all experienced seven or more thefts in June.

### Percent Change

Last 4 Weeks

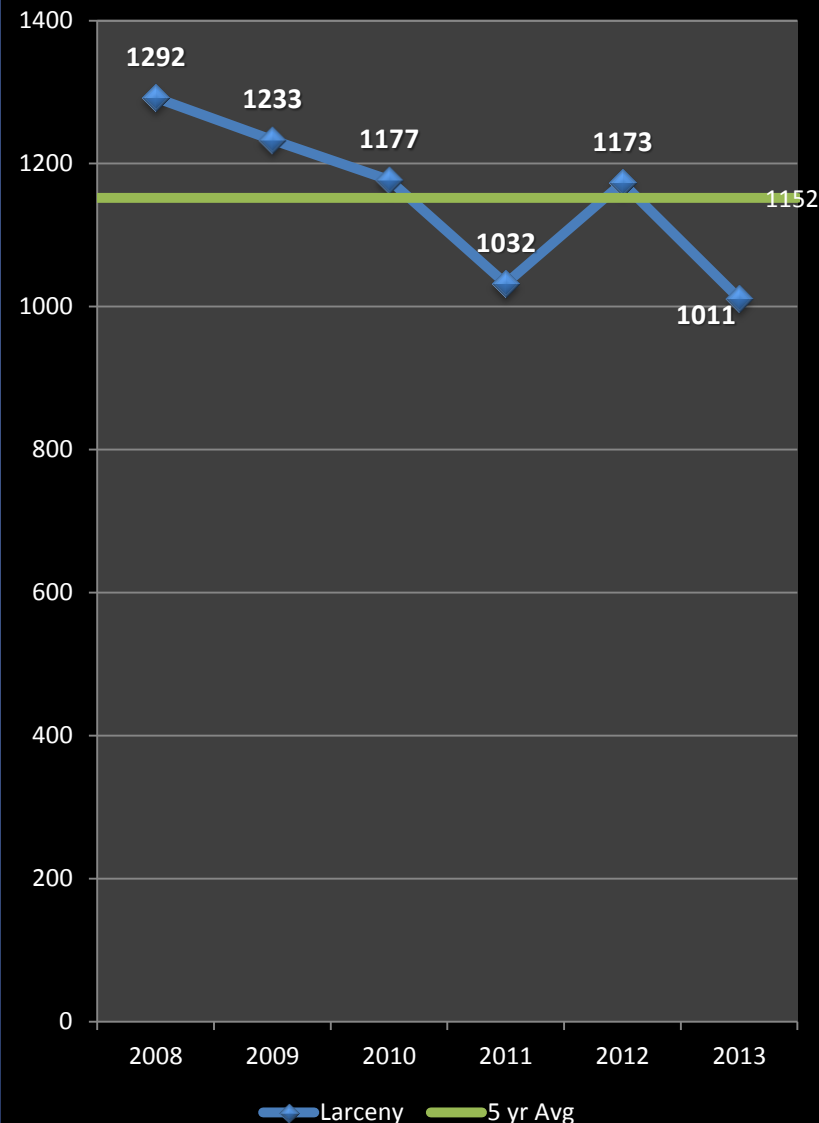
**+31%**

Previous Year

**-14%**

5 Year Average

**-12%**







# LARCENY: *from MV*

## *Emerging Patterns*

- For the first six months of 2013, larcenies from MVs **are down 23%** when compared with the same time frame in 2012, with **74 fewer thefts recorded**. Larcenies from MVs have **fallen 27%** when compared with the five-year average, with **93 fewer incidents than** the projected total. The large drop in larcenies from MVs citywide can likely be attributed to the arrest of two people committing these crimes in January and the multiple snow storms that buried the area in February and March.
- Larceny from motor vehicles jumped from 28 incidents in May to 59 thefts in the past four weeks.
- Hot Spot clusters for June included:
  - West Cambridge: a series of weekday afternoon breaks
  - Area 4: weekend night breaks on the periphery of Central Square
  - Cambridgeport: weekend night breaks into unlocked vehicles
  - Mid – Cambridge: uptick in activity in the 300 to 400 blocks of Broadway and Harvard Streets

### Percent Change

Last 4 Weeks

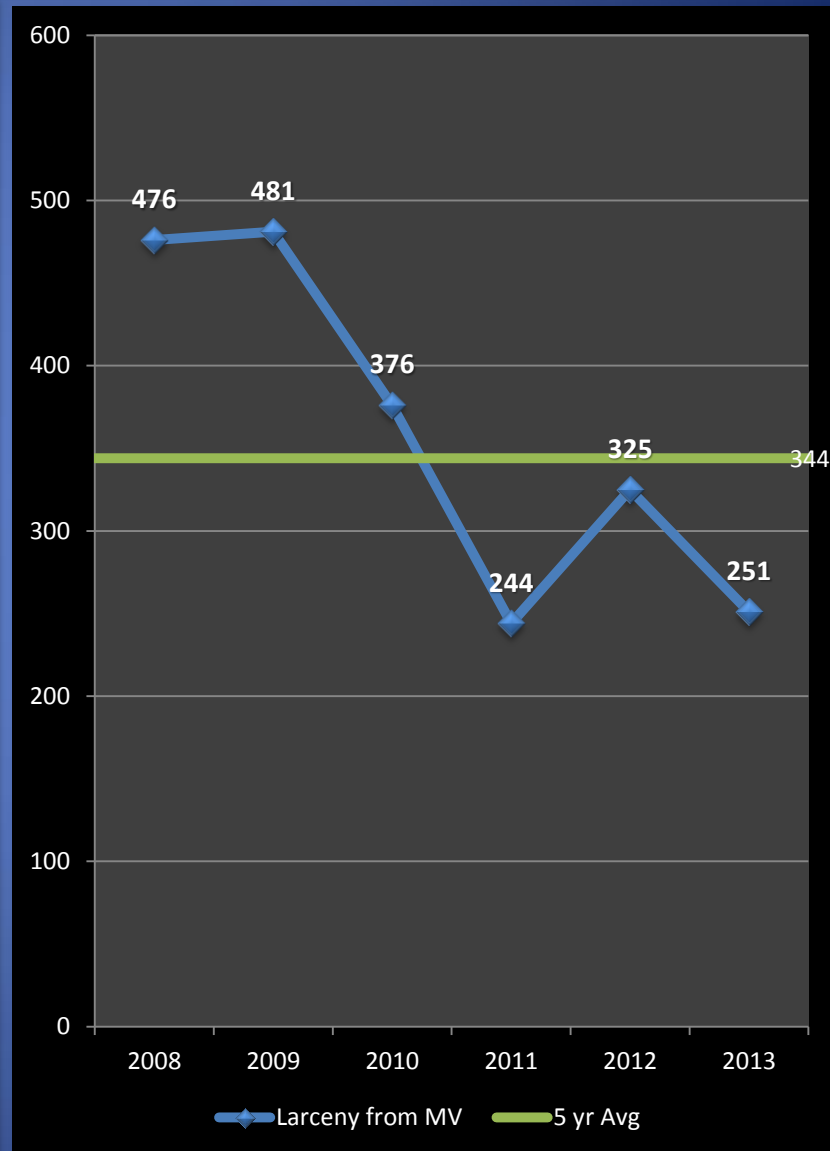
**+111%**

Previous Year

**-23%**

5 Year Average

**-27%**

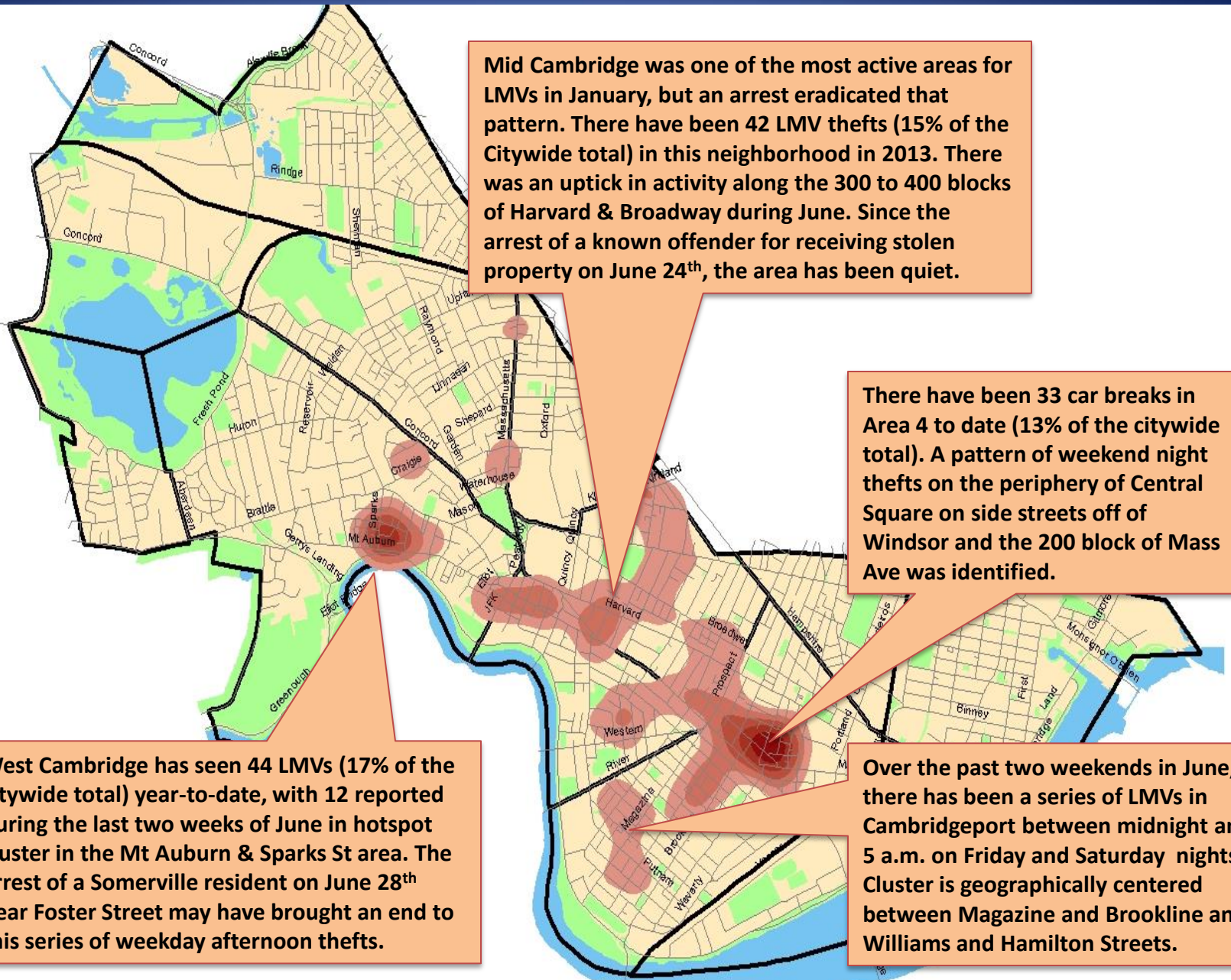




# LMV Activity, 5/15/13 – 7/1/13

Cambridge Police BridgeStat

June  
2013





# Larceny from Motor Vehicles

## *What can we do?*

### Police Response Strategy:

- Cambridge Police are focused on prevention of these crimes by increasing officer visibility in targeted areas.
- Citizens are encouraged to take the proper precautions to protect their vehicles and their belongings by doing everything possible to not make their vehicles easy targets.



### Citizen Response Strategy:

- Citizens are asked to take the following precautions to protect themselves, their vehicles, and their belongings from theft:
  - Make sure all of your car doors are locked when you leave your vehicle.
  - Take extra care when out doing your shopping.
  - If you are **approached by a suspicious person** while you are in your vehicle, **sound your horn to attract attention.**
  - **NEVER LEAVE VALUABLES EXPOSED IN YOUR CAR.**
    - If you must leave packages or valuables in your car, **place them in the trunk of under a blanket to conceal them**
  - Visit our website for more tips to keep your vehicles and belongings at [www.CambridgePolice.org/SafetyTips](http://www.CambridgePolice.org/SafetyTips)





# LARCENY: *from Person*

## No Patterns

- When comparing the first half of 2013 to the same time frame in 2012, larcenies from persons are down 14%. However, the total of 170 incidents reported thus far in 2013 is now 1% above the five-year average of 168.
- In the past four weeks, larcenies from the person have risen 16% from 31 in May to 36 in June. Harvard Square usually accounts for a large portion of these incidents at the many bars and restaurants in the Square (known as "dipper" activity), but unlike in May when this Square experienced 14 of these incidents, only 4 were recorded there in June.
- There were five thefts from patrons at bars and restaurants in Central Sq in both May and June.
- Only three locations citywide experienced more than one larceny from person in June. Four thefts were reported by shoppers at the Galleria Mall, two shopping thefts were reported at the Harvard Coop, and two dipper thefts were reported by patrons at the Middle East in Central Square.
- No identifiable patterns of this crime type emerged in June.

### Percent Change

Last 4 Weeks

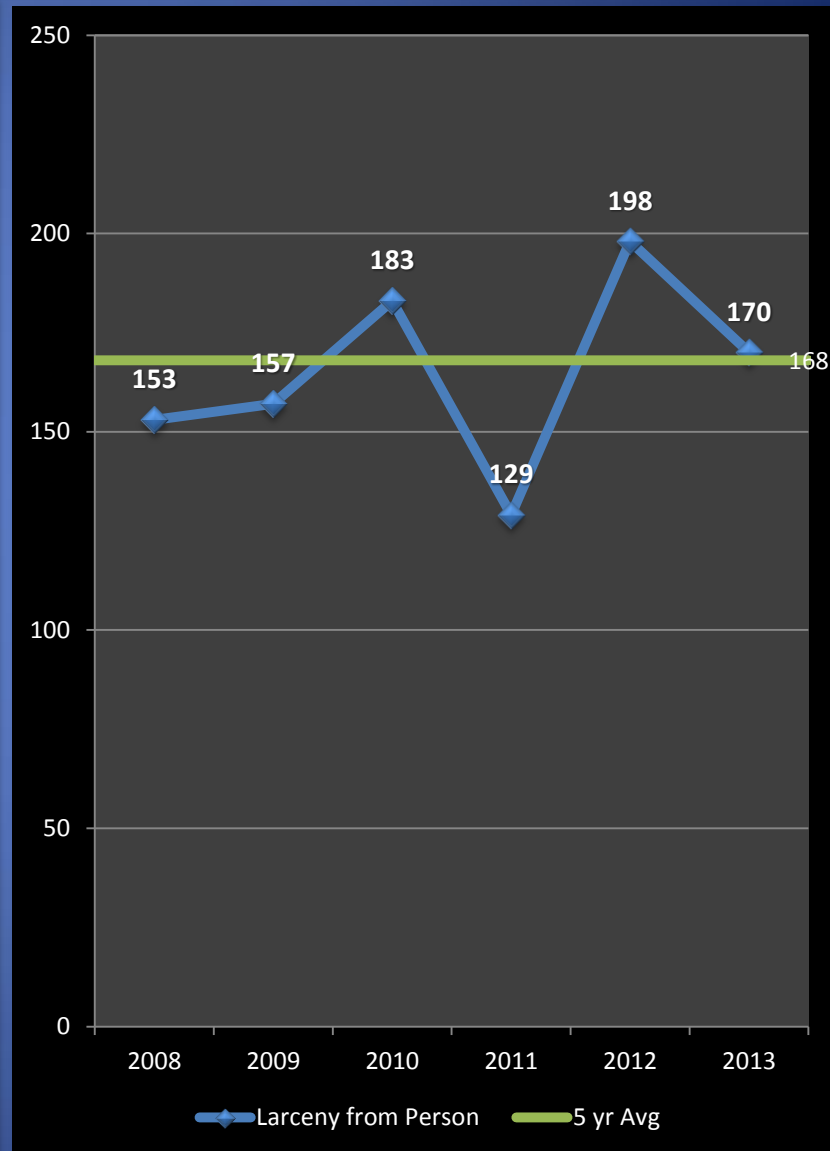
**+16%**

Previous Year

**-14%**

5 Year Average

**+1%**







## LARCENY: of *Bicycle*

*No Patterns*

- In 2013, there have been **121 bike thefts** to date to equal a 10% decline from the 2012 first-half total of 135. Bike thefts rose 63% during June when compared with the previous four weeks. East Cambridge, Mid-Cambridge, Riverside, and West Cambridge all experienced seven or more thefts in June.
- The highest % of thefts from yards and porches occurs in the Mid - Cambridge neighborhood, which has accounted for 17% of the citywide total through the first six months of the year.

*Breakdown by Neighborhood, year-to-date:*

Neighborhood	Total	% Citywide
Mid Cambridge	21	17 %
West Cambridge	15	12 %
Area 4	15	12 %
Cambridgeport	13	11 %

### Percent Change

Last 4 Weeks

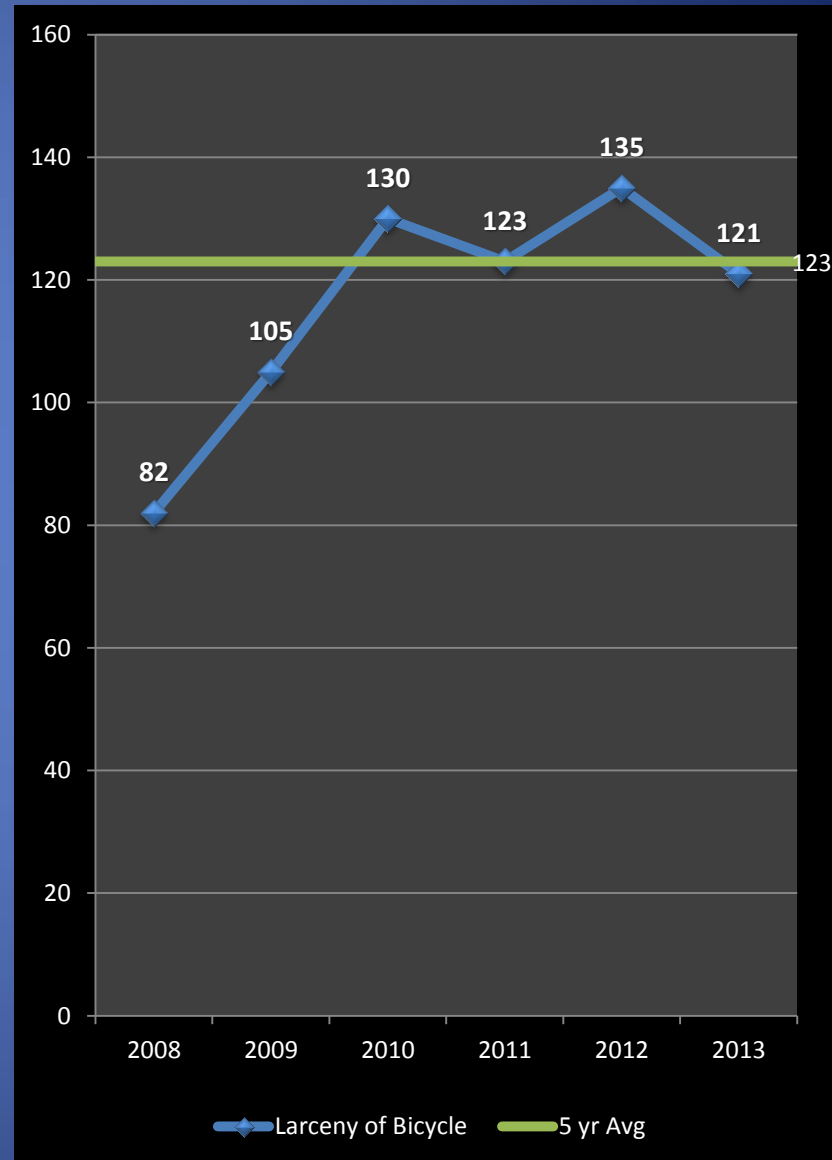
**+63%**

Previous Year

**-10%**

5 Year Average

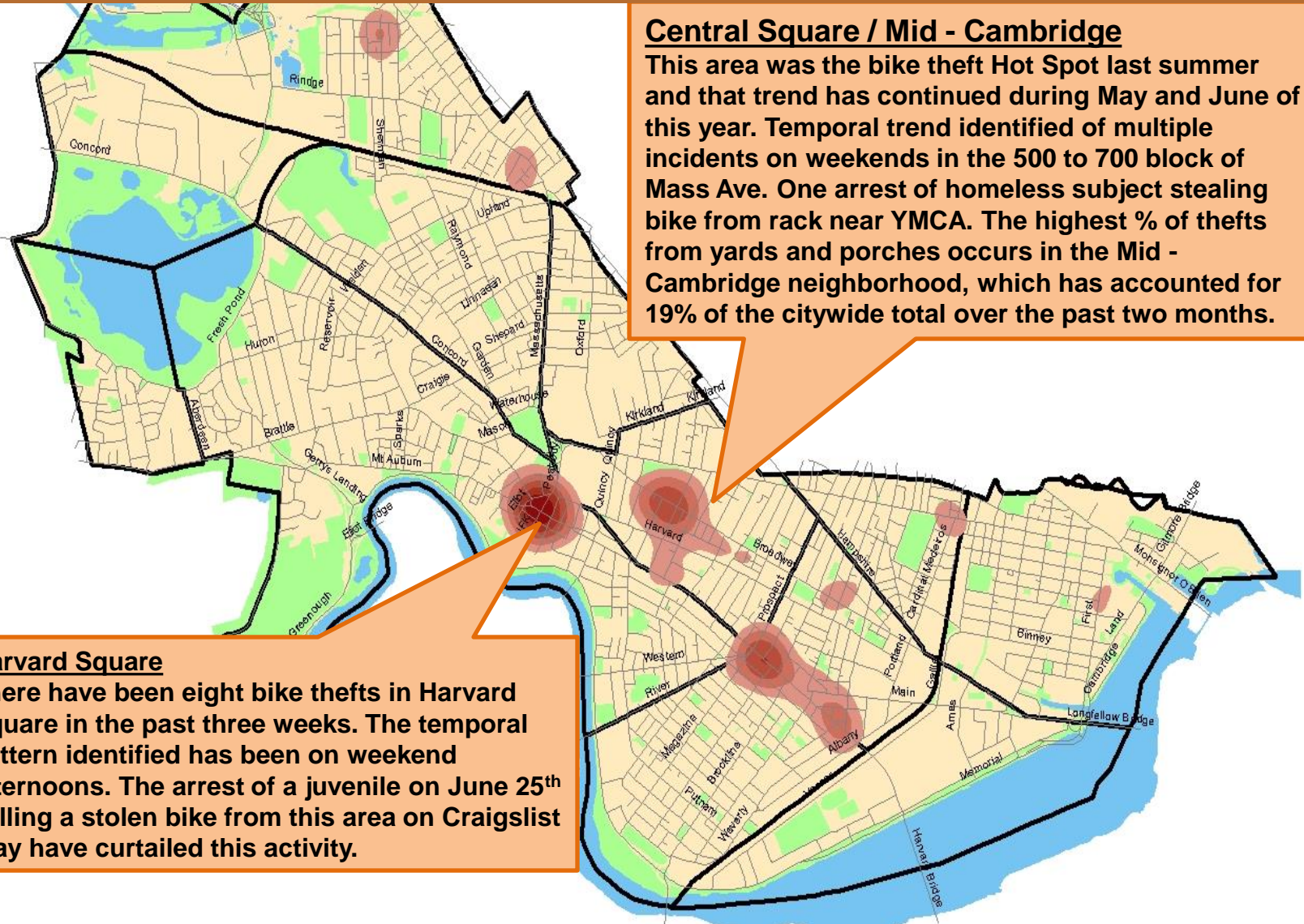
**-2%**





# Larceny of Bicycles Activity, 5/1/13 – 7/1/13

*There have been 121 bike thefts in the first six months of 2013, down 10% when compared to the first two quarters of last year and two incidents below the 5-year average of 123 incidents.*





# Larceny of Bicycles:

## *What Can We Do?*

### Police Response Strategy:

- Bicyclists stopped for infractions will be reminded to use lights when biking at night, wear helmets under the age of 16, and other safety tips to promote safer biking in the city.



### Citizen Response Strategy:

- Bicyclist are encouraged to record their bike's serial number as well as take a picture of their bike to provide to police in the event that it is lost or stolen.
- For information on bicycle safety, visit: [www.CambridgePolice.org/CommunityResources](http://www.CambridgePolice.org/CommunityResources).
  - Click on the "Bicycle Safety and Registration" link.
- Stores should be vigilant in recording serial numbers and customer information on sales.
- Universities should encourage students to register their bikes and distribute information on the correct locking procedures.





# AUTO THEFT

*No Patterns*

- The projected five-year weighted average for auto thefts for the first six months of the year is 76 incidents; there have only been 49 vehicles reported stolen thus far in 2013, translating to a 36% decline. When measured against the first half of 2012, there have been 17 fewer auto thefts counted, equaling a 26% drop.
- Fourteen vehicles have been stolen in the past four weeks, up 100% from the previous four-week total of seven. Of those, all but one took place in the last two weeks, and five of these were in Cambridgeport.
- Six of the auto thefts in June involved scooters/mopeds. A Dorchester male was arrested on 6/22/13 in possession of a stolen moped in Central Square.
- Since the beginning of the year, Mid-Cambridge has experienced the most auto thefts citywide with 12 incidents, followed by Cambridgeport with 8.
- Year to date, 37% (or 18) of the stolen motor vehicles have been recovered.

## Percent Change

Last 4 Weeks

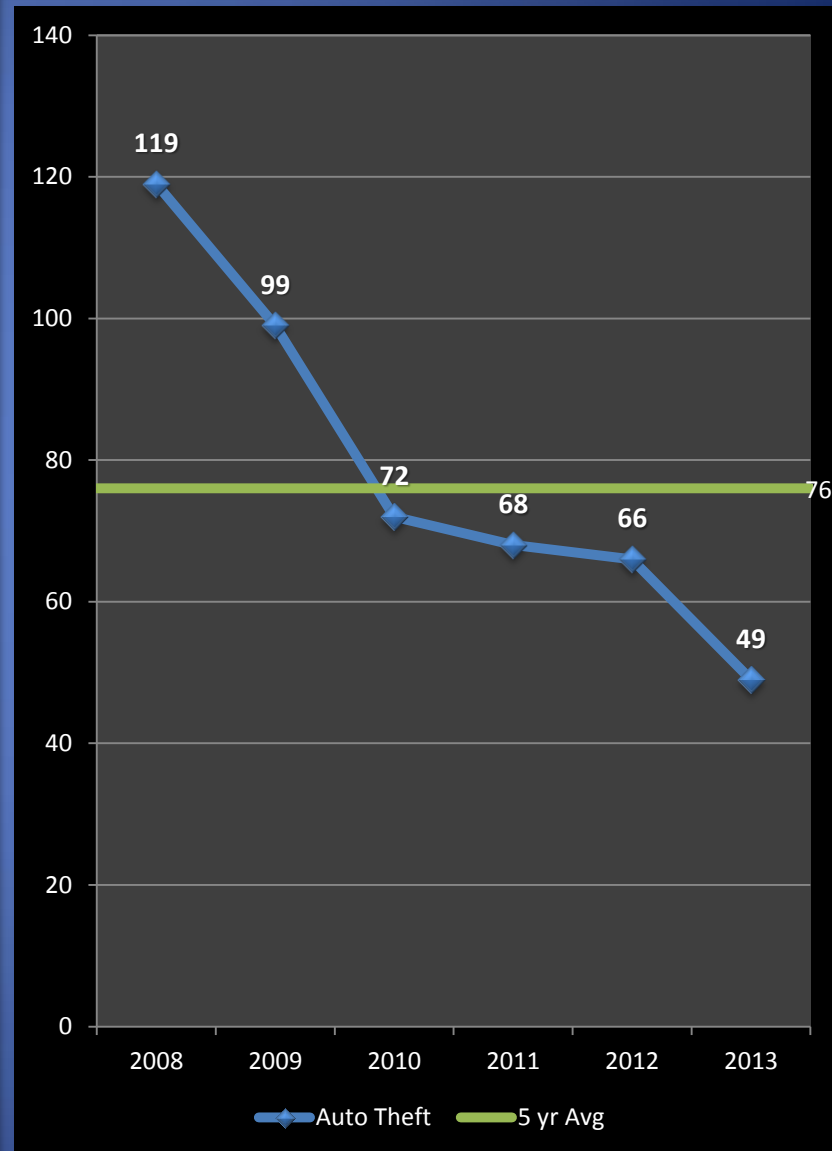
**+100%**

Previous Year

**-26%**

5 Year Average

**-36%**







# Community Awareness

## Distraction Housebreaks

Since mid-May, there has been an increase in Regional “distraction” housebreaks concerning many cities and towns in the metro Boston area. In the majority of the crimes, one suspect is able to distract the elderly homeowner by discussing work that needs to be performed, specifically that trees in the backyard need to be cut down or that the roof or fence needs repairs. While the homeowner accompanies the first suspect outside, the second suspect enters the home and steals valuables or small safes. Some reports have noted two males working together and others have mentioned a male and female team. In many reports, the suspects are driving a van or a box truck.

A housebreak of this nature was reported in the Inman/Harrington neighborhood of Cambridge in May. If someone approaches you under this guise, do not leave your house unattended. Please call the Cambridge Police at 617-349-3300 to report any suspicious activity.

### 3-D Security Ribbon

Tilt the note back and forth while focusing on the blue ribbon. You will see the bells change to 100s as they move. The ribbon is woven into the paper, not printed on it.



### Bell in the Inkwell

Tilt the note to see the color-shifting bell in the copper inkwell change from copper to green.

## New \$100 Bill

Beginning on October 8<sup>th</sup>, a new \$100 Bill will begin circulating. Two new security features include a 3D security ribbon and a bell image in the inkwell. Previous security features (portrait watermark, security thread, and color shifting) have been enhanced.



# Help Prevent Crime

*And keep yourself informed!*

## To receive information from the CPD:

- Sign up with for the **Cambridge Alert Network**, to receive alerts about emerging crime patterns, neighborhood meetings, and crime prevention tips, by visiting [www.CambridgeMa.gov/AlertNetwork](http://www.CambridgeMa.gov/AlertNetwork).
- “Like” the Cambridge Police Department on Facebook at [www.facebook.com/CambridgePolice](http://www.facebook.com/CambridgePolice)
- Follow [@CambridgePolice](https://twitter.com/CambridgePolice) on Twitter.
- Visit our website at [www.CambridgePolice.org](http://www.CambridgePolice.org) for valuable information and reports including the Daily Log and BridgeStat, which is published on the first Friday of every month.
- Download our new “MyPD” smartphone app at [www.CambridgePolice.org/MyPD](http://www.CambridgePolice.org/MyPD).

## To Share Information with the CPD:

- Call our Non-Emergency Telephone Number at **617-349-3300**.
  - Every call for service generates a police response, so help drive our resources by reporting things that seem suspicious or out of the ordinary.
- Send an Anonymous TEXT-A-TIP:
  - Send an ANONYMOUS text message to **Tip411 (847411)**. Begin your message with Tip650 and then type your message. You will receive a response from the Cambridge Police with the option to continue communicating. Please remember that this is not a replacement for 9-1-1. **If you witness an emergency situation, please call 9-1-1 immediately.**
- Send an Anonymous Crime Tip E-Mail at [www.CambridgePolice.org/Tips](http://www.CambridgePolice.org/Tips)



# Questions?

- The complete 2012 Cambridge Police Annual Crime Report is available on our website at [www.CambridgePolice.org](http://www.CambridgePolice.org).
- We welcome all questions, comments, and suggestions.
- Please direct your feedback to: [BridgeStat@CambridgePolice.org](mailto:BridgeStat@CambridgePolice.org).
- To review previous editions of BridgeStat, visit our website at [www.CambridgePolice.org/BridgeStat](http://www.CambridgePolice.org/BridgeStat).