



Cambridge Police Department BridgeStat

July 2011



What is BridgeStat?

BridgeStat is a multi-layered, dynamic, intelligence-based approach to crime reduction, quality of life improvement, and personnel and resource management based on four distinct principles – accurate and timely intelligence, effective tactics, rapid deployment, and relentless follow-up and assessment. At the core of our approach is a philosophy that fosters teamwork and creative problem solving. Police personnel hold bi-weekly meetings to devise strategies and tactics to solve problems, reduce crime, and ultimately improve quality of life in our community.

Through BridgeStat, the Cambridge Police Department produces a monthly public report to the community on current police priorities in terms of crime, traffic, community concerns, and disorder issues in the city. This is made available on the Cambridge Police Department's website at www.CambridgePolice.org/BridgeStat on the first Friday of each month.

Beginning iterations of BridgeStat included information relating to historical trends, a breakdown of crimes by type, strategies CPD is deploying to deal with crime patterns that have been identified, and tips for how citizens can protect themselves and help reduce crime in Cambridge. Recent versions have included more advanced predictive analysis, with detailed information about future patterns police expect to see, as well as steps police and citizens can take to prevent these possible scenarios from emerging.



Part I Property Crime

Cambridge Police BridgeStat

	<u>4 Week Snapshot</u>				<u>Year to Date</u>				<u>Five Year</u>	
	6/7 - 7/4	7/5 - 8/1	Change		2010	2011	Change		Avg	Change
Burglary	40	65	63%		217	301	39%		265	14%
Commercial Break	10	7	-30%		48	58	21%		57	2%
Housebreak	30	58	93%		169	243	44%		208	17%
Larceny	182	249	37%		1442	1288	-11%		1467	-12%
Larceny (Misc)	1	2	100%		8	22	175%		16	38%
Larceny from Building	25	30	20%		205	249	21%		219	14%
Larceny from MV	41	64	56%		461	308	-33%		524	-41%
Larceny from Person	24	30	25%		208	160	-23%		191	-16%
Larceny from Residence	17	16	-6%		102	117	15%		103	14%
Larceny of Bicycle	46	72	57%		193	196	2%		152	29%
Larceny of Plate	5	4	-20%		24	30	25%		28	7%
Larceny of Services	2	4	100%		18	15	-17%		16	-6%
Shoplifting	21	27	29%		223	191	-14%		219	-13%
Auto Theft	16	24	50%		86	94	9%		123	-24%
Total Property Crime	238	338	42%		1745	1683	-4%		1855	-9%



Part I Violent Crime

	<u>4 Week Snapshot</u>				<u>Year to Date</u>				<u>Five Year</u>	
	6/7 - 7/4	7/5 - 8/1	Change		2010	2011	Change		Avg	Change
Homicide	0	0	IN-CALC		0	1	IN-CALC		1	0%
Rape	4	2	-50%		20	18	-10%		17	6%
Robbery	17	9	-47%		69	82	19%		87	-6%
Commercial Robbery	5	3	-40%		12	17	42%		16	6%
Street Robbery	12	6	-50%		57	65	14%		71	-8%
Aggravated Assault	29	20	-31%		141	140	-1%		143	-2%
Total Violent Crime	50	31	-38%		230	241	5%		248	-3%



Part I Total Crime

	<u>4 Week Snapshot</u>			<u>Year to Date</u>			<u>Five Year</u>	
	6/7 - 7/4	7/5 - 8/1	Change	2010	2011	Change	Avg	Change
Total Violent Crime	50	31	-38%	230	241	5%	248	-3%
Total Property Crime	238	338	42%	1745	1683	-4%	1855	-9%
Total Part I Crime	288	369	28%	1975	1924	-3%	2104	-9%



Crime in Cambridge: 1/1/11 to 8/1/11

- **Serious crime in 2011 continues to register below the level seen in 2010, but that decrease appears to be evening out. Compared to the first 30 weeks of 2010, there has been a 3% overall decline in crime this year, while compared to the 5-year weighted average, crime in 2011 is down 9%.** The majority of the decrease can still be attributed to the overall decline in the index crime of Larceny, with 154 fewer thefts reported so far in 2011.
- A detailed analysis of all statistics indicates that there were 62 fewer **property crimes recorded so far in** 2011 to register a **4% decrease** when compared with the first 7 months of last year. **Property crimes** registered a **decline of 9%** when measured against the 5-year weighted average for a time span between 1/1/11 and 8/1/11. Over the first 30 weeks of 2011, there have been 11 additional violent crimes reported in Cambridge, which translates to a 5% incline. When measured against the 5-year weighted average, violent crimes are 3% below this number.
- The decline of **larceny from motor vehicles at 41%** below the 5-year weighted average for this target crime continues to be the most positive indicator to report so far this year, despite recent increases in the 4-week comparisons. There were **153 fewer thefts** from vehicles through 8/1/11 when compared with the same time period in 2010.



Crime in Cambridge: **4 week review**

Declining Violent Crimes:

Murder

Rape

Robbery

Aggravated Assault

Murder, Rape, Robbery and Aggravated Assaults all recorded declines or no changes when measured against the previous 4-week snapshot. **Robbery** fell from 17 incidents to 9, with 6 fewer street robberies reported between 7/5/11 and 8/1/11 than the previous 4 weeks. **Aggravated assaults** dropped by 31%, or nine incidents, continuing their downward slide in July.

Declining Property Crimes:

Commercial Burglary

Larceny from Residence

Commercial breaks fell from 10 incidents to 7 when compared to the previous 4-week period. 2 of the 7 were committed by a single individual; no other patterns presently. **Larcenies from the residence** dropped by 1 incident.

Increasing Property Crimes:

Housebreaks

Larceny from Building

Larceny from MV

Larceny from Person

Larceny of Bike

Shoplifting

Housebreaks up 93% (28 more incidents than previous 4 weeks), with ongoing pattern in West Cambridge, possible emerging in East Cambridge, and a statistical surge in Cambridgeport/Riverside. **Larc from building** up by 5 crimes with a few scattered thefts of unattended property in office buildings in upper Cambridge. Emerging problem of **LMV's** during overnight hours in West Cambridge. **Bike thefts** continue to climb, up 57%. **Larc from the Person** rose 25%.



MURDER

No Patterns

Percent Change

Last 4 Weeks

0%

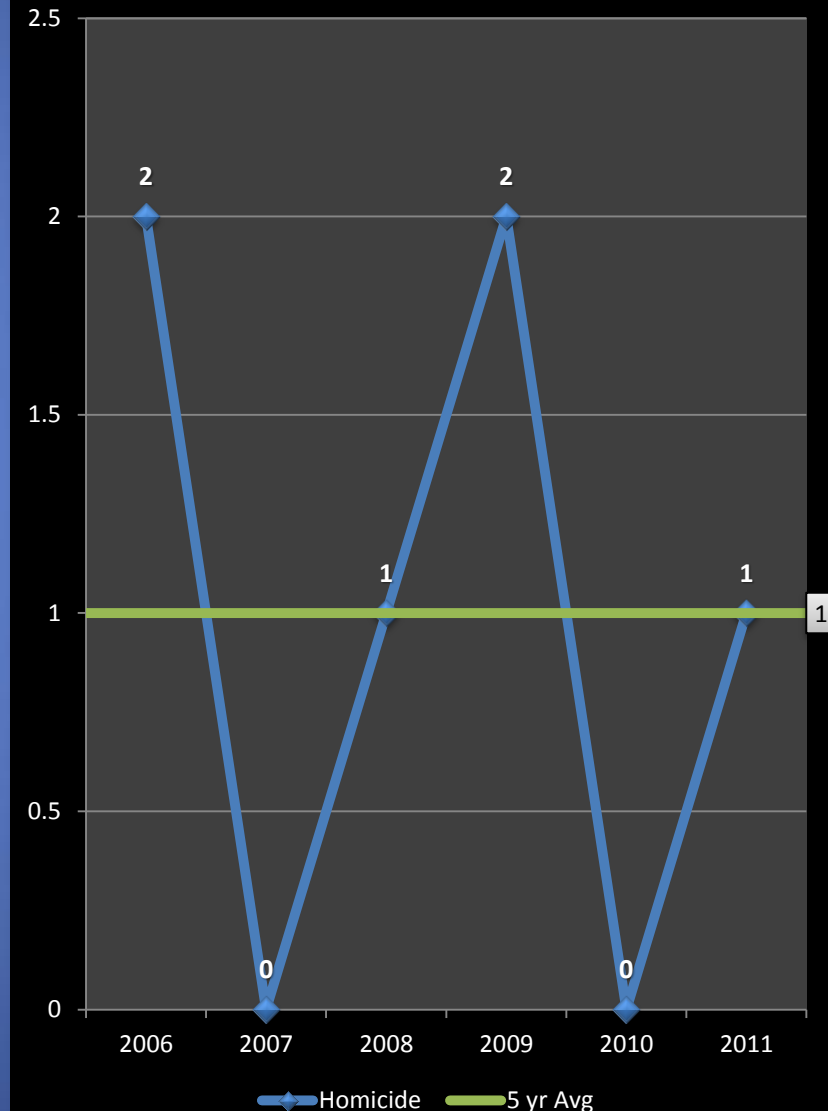
Previous Year

n/a

5 Year Average

0%

- No murders have been reported in Cambridge since the double shooting in Cambridgeport on the night of 3/12/11. In that incident, two victims were transported to area hospitals where one of the victims, was pronounced dead. The other victim survived.
 - While no arrests have been made, authorities do not believe the shooting was a random incident. This investigation remains ongoing.
- Between 1990 and 2010, three murders were reported during the month of August in Cambridge. The most recent August incident involved the arson deaths of a grandmother and her young granddaughter in 2005. Kevin Robinson of Cambridge was found guilty of two counts of 2nd degree murder for burning down the victims' building.





RAPE

No Patterns

Percent Change

Last 4 Weeks

-50%

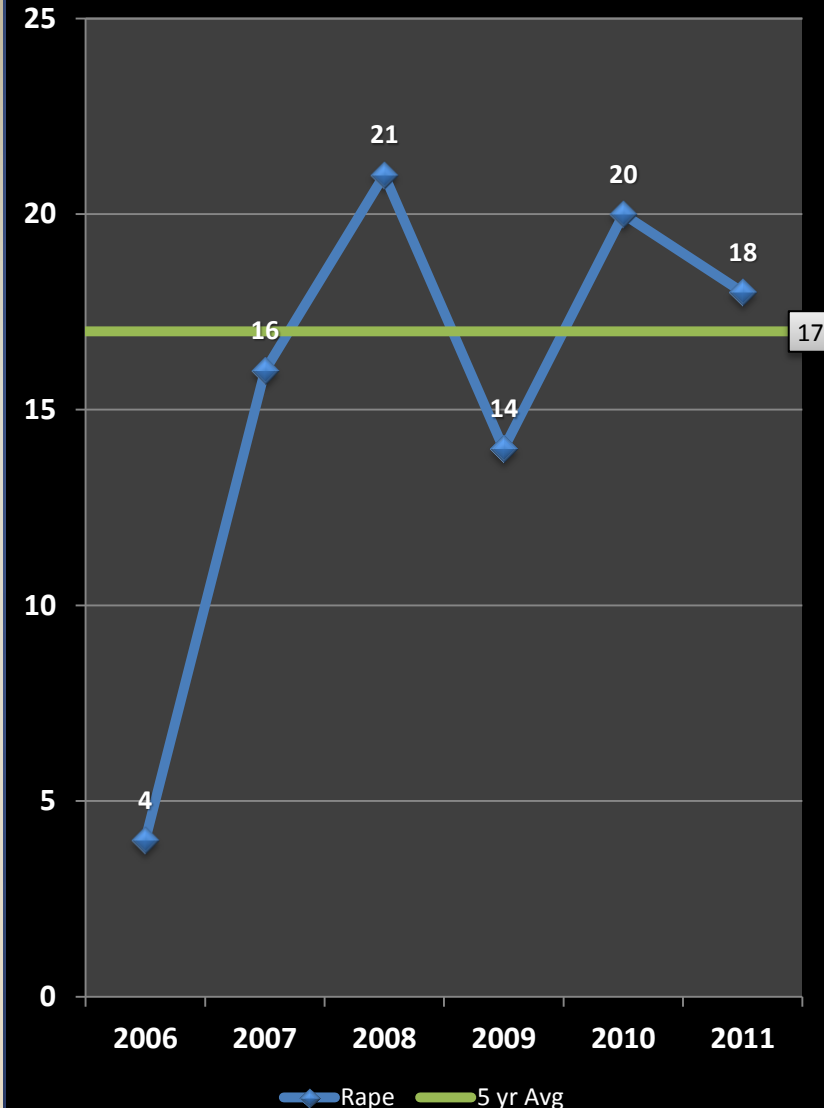
Previous Year

-10%

5 Year Average

+6%

- There were 18 sexual assaults reported between 1/1/11 and 8/1/11. No new incidents have been reported in Cambridge since the last BridgeStat. **8 of the 18 incidents reported in 2011 actually occurred prior to this year.** 1 of the rapes is a past incident from the mid 1990s.
- **11 of the incidents involved acquaintances, 4 were domestic situations, 2 involved a contact scenario with the offender being someone the victim had met in a public place, and the first stranger-to-stranger rape was recorded on the night of 6/18/11.**
 - The first stranger rape of the year was an attempted sexual assault in Harvard Square that resulted in the arrest of Timothy Gayhart, 24, of Boston. Gayhart followed the victim out of a business.
- Joseph Brown, 22, of 20 Ware Street was arrested for a sexual attack near the Weeks Footbridge on the Boston side of the river on the night of July 4th. Brown took the girl from Harvard Square. He was arrested by the CPD and the incident occurred on State Police property.





ROBBERY

No Patterns

Percent Change

Last 4 Weeks

-47%

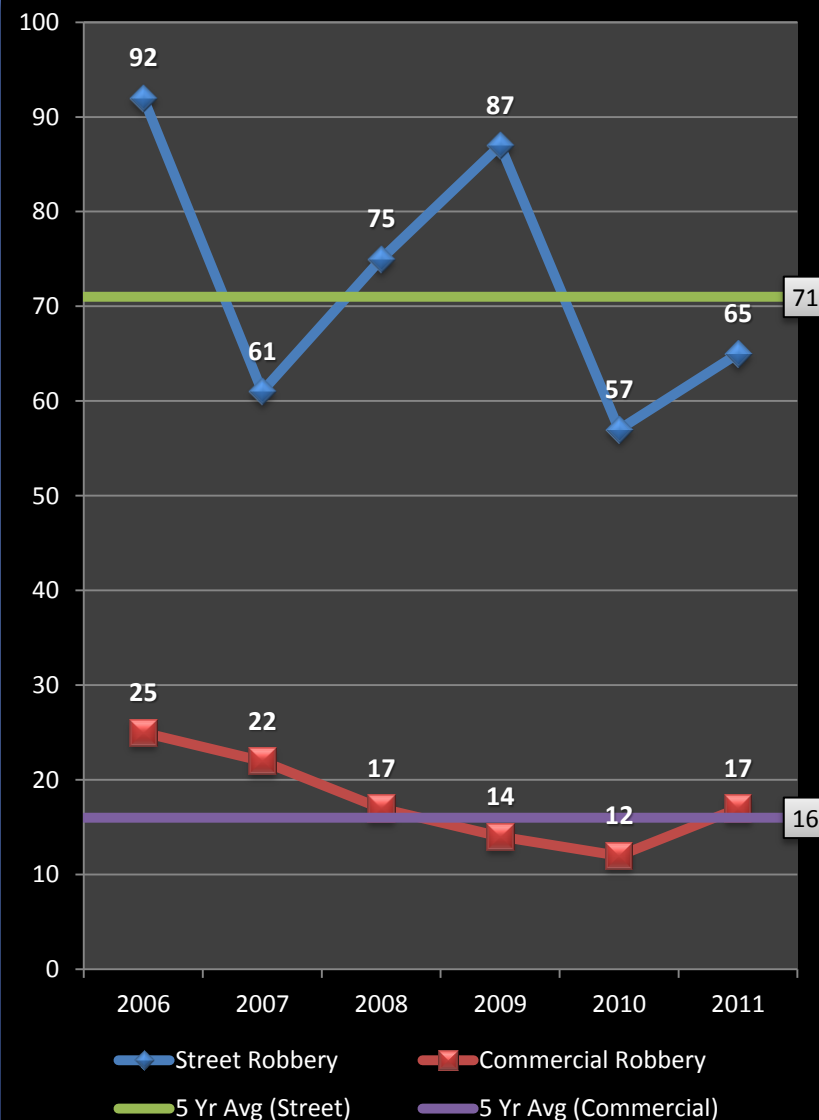
Previous Year

+19%

5 Year Average

-6%

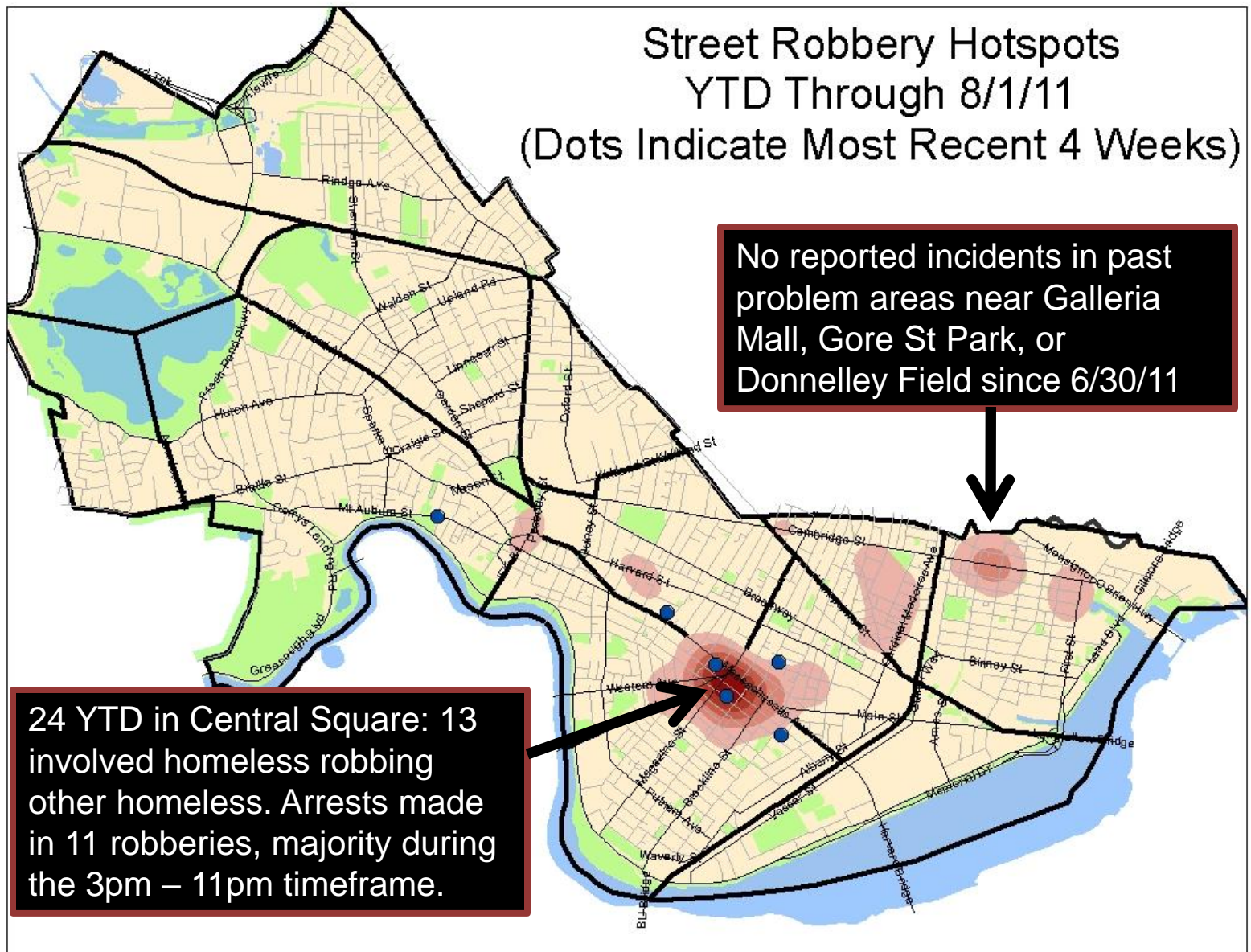
- Total Robbery fell by 5 incidents from a 5-year average of 87 incidents YTD to 82 incidents through 8/1/11, equaling a 6% decline. **There are currently no robbery patterns anywhere in the City.** The 19% increase in robberies when compared with 2010 can be attributed to a sharp incline in street robberies involving homeless preying on other homeless in and around the confines of Central Square. There have been 21 robberies in this area in 2011, 13 of which were categorized as homeless scenarios.
- After going more than 4 months without a bank robbery, there have been 5 recorded since 5/19/11.
 - Robert McWilliams, 38, of Boston, was arrested on 7/26 in connection with the Eastern Bank robbery on 7/7 in Kendall Sq, after a witness recognized him.
- Arrests have been made in 20 of the 65 street robberies and warrants have been issued in 4 other cases, which translates to an above average clearance rate of 37%.





ROBBERY: Street Robbery Hotspots

No Patterns





AGGRAVATED ASSAULT

No Patterns

Percent Change

Last 4 Weeks

-31%

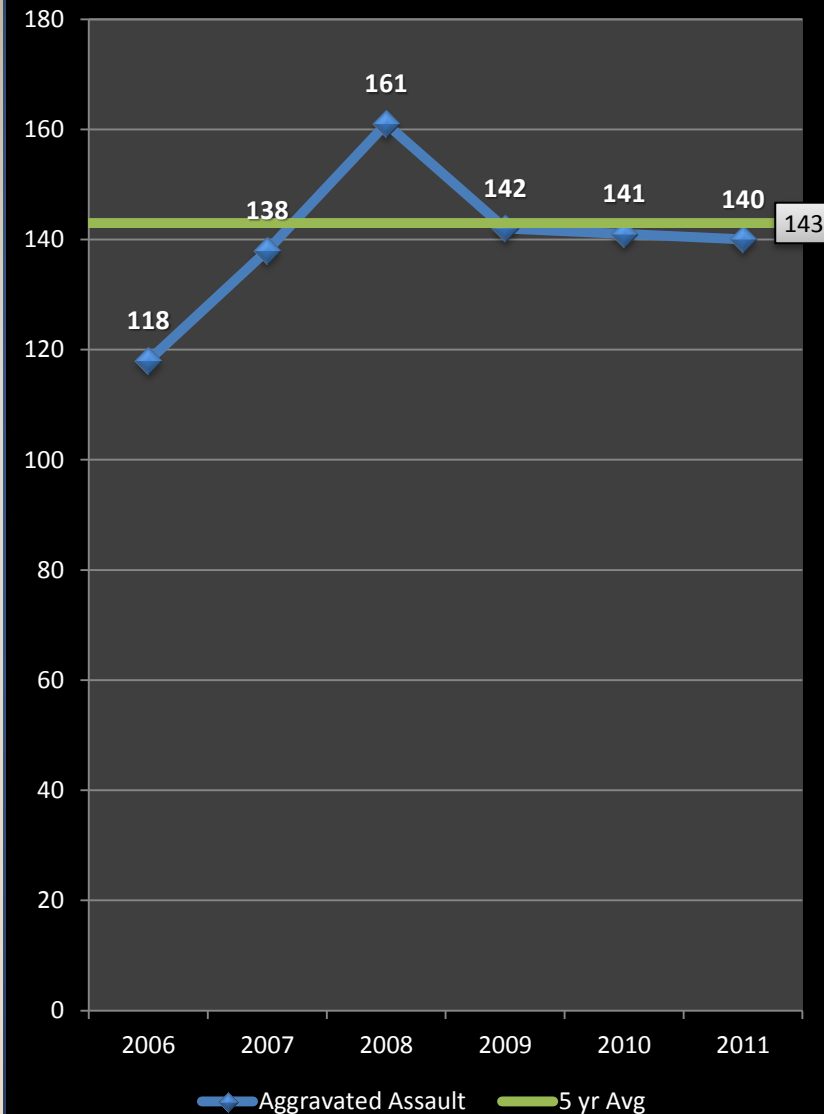
Previous Year

-1%

5 Year Average

-2%

- When measuring this violent index crime against the 5-year average for the first 30 weeks, a 2% decrease has been recorded. Year-to-date, there has been 1 less assault reported in the City when compared with the 2010 total.
- Breakdown of Aggravated Assault categorizations in Cambridge in 2011:** 36% were domestic in nature; 16% were between acquaintances; 9% were bar fights; 7% were altercations classified as juvenile/gang; 6% were homeless assaulting homeless; 5% were confrontations between merchants/ patrons/ shoplifters; 5% were road rage incidents.
- The most serious aggravated assault to occur since the last BridgeStat was the stabbing of a 22-year-old male at the Youth on Fire center on 7/26/11. [Malcolm Beasley, 24, homeless, was arrested in Boston within 24 hours.](#) It should also be noted that the year-long trend of assaults and disturbances in Harvard Sq on the weekends continues to be a problem.
- A breakdown of the 20 assaults over the past 4 weeks:** 2 bar fights (Harvard, Central, East Cambridge, Inman); 3 homeless (2 in Harvard Sq, 1 in Central); 11 domestic or acquaintance, 1 shop owner assaulted by a patron, 1 juvenile/gang incident, and 2 unprovoked incidents.





BURGLARY

Ongoing & Emerging Patterns

Percent Change

Last 4 Weeks

+63%

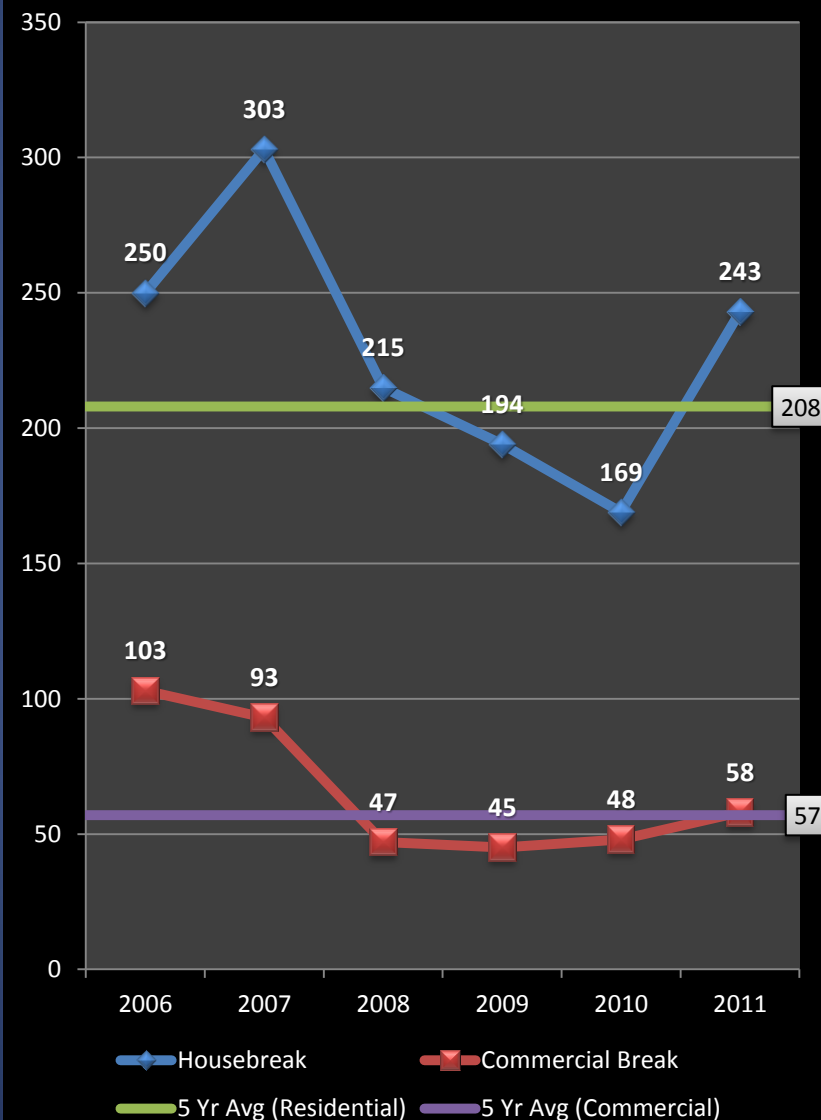
Previous Year

+39%

5 Year Average

+14%

- Total Burglary, the combination of residential and commercial burglary, is up 14% when compared to the 5-year average.
- Commercial breaks this year are up 21% over 2010, but no discernable patterns exist currently. Richard Wilson was arrested during a break on Cambridge St on 7/18. He was also found to be the suspect in another break on Cambridge St. earlier that night.
- Housebreaks have recorded a sizeable increase of 44% for the first 7 months of 2011 when compared with the same time period for 2010. **Part of this incline should be tempered by the fact that last year's total was unusually low (from 50 to 100 fewer breaks than the prior 3 years).**
- Between 1/1/11 and 6/9/11, 61% of the 155 reported housebreaks citywide were clustered in 4 distinct areas in close proximity to Central Square on weekday afternoons. Although this has dropped off considerably, these areas should still be monitored, particularly in Cambridgeport where incidents have continued sporadically in recent weeks.





Housebreak Hotspots Citywide

Ongoing & Emerging Patterns

Review of Housebreak Hotspots since last BridgeStat.

Housebreaks are up 93% from the previous four weeks.

Areas of Interest:

- 8 incidents in East Cambridge
- 5 incidents in Inman/Harrington
- 5 incidents in Mid-Cambridge
- 2 incidents in Cambridgeport
- 3 incidents in Riverside
- 3 incidents in Peabody
- 1 incidents in Agassiz
- 1 incidents in North Cambridge

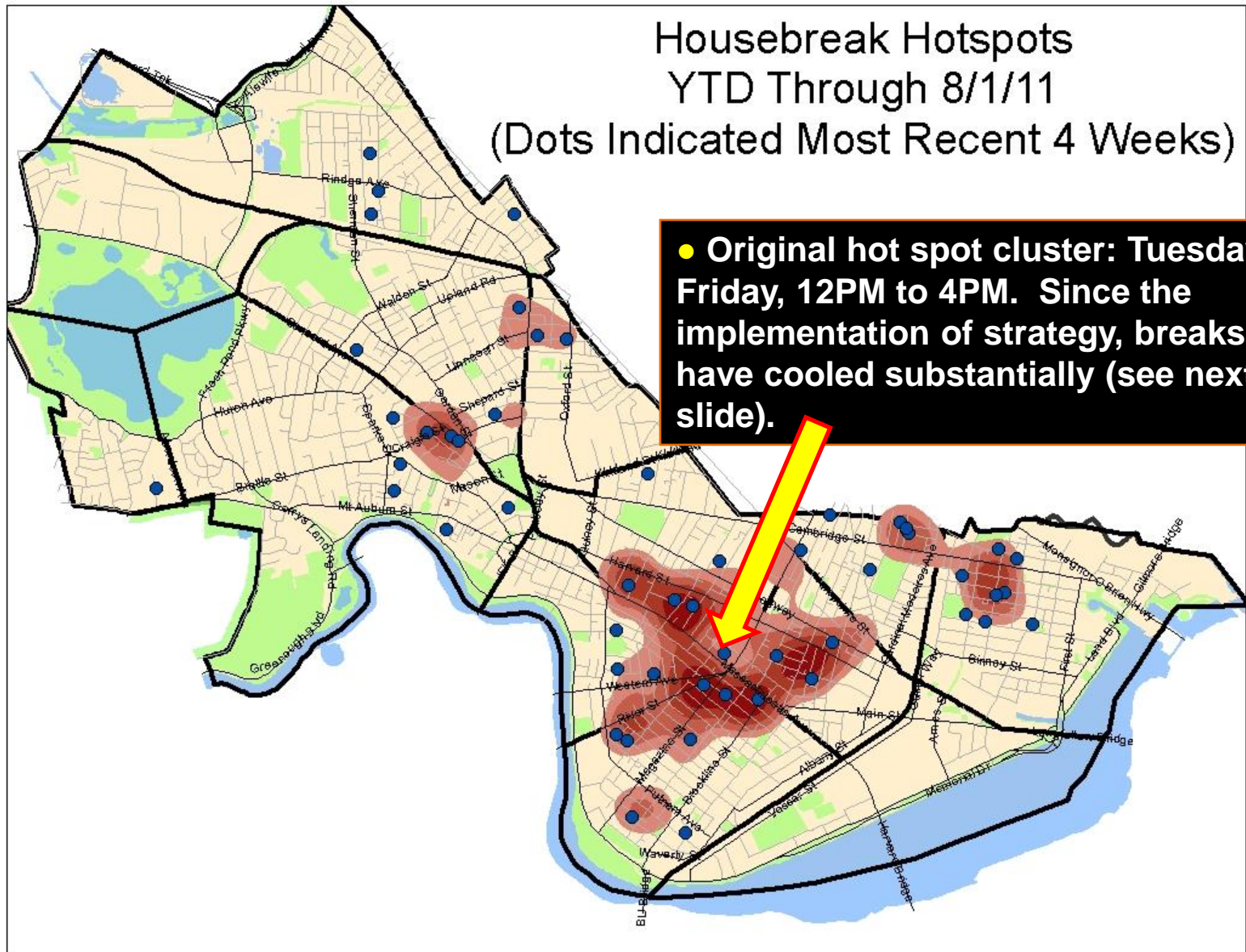
Notable Arrests:

- Keith MERRIMAN of Dorchester was arrested on 8/1 in connection with at least 2 housebreaks in Cambridgeport and 1 in Boston.
- Eduardo REYES of Brookline was arrested on 8/2 for housebreaks in Brookline and admitted to housebreaks in Cambridge.
- Milre IWUDOH of Roxbury was arrested on 7/29 at her residence for a Cambridge warrant after she was identified attempting to cash a check at a bank in Dorchester approx. 40 minutes after it was stolen from a housebreak in Cambridgeport.



Housebreak Hotspots Citywide

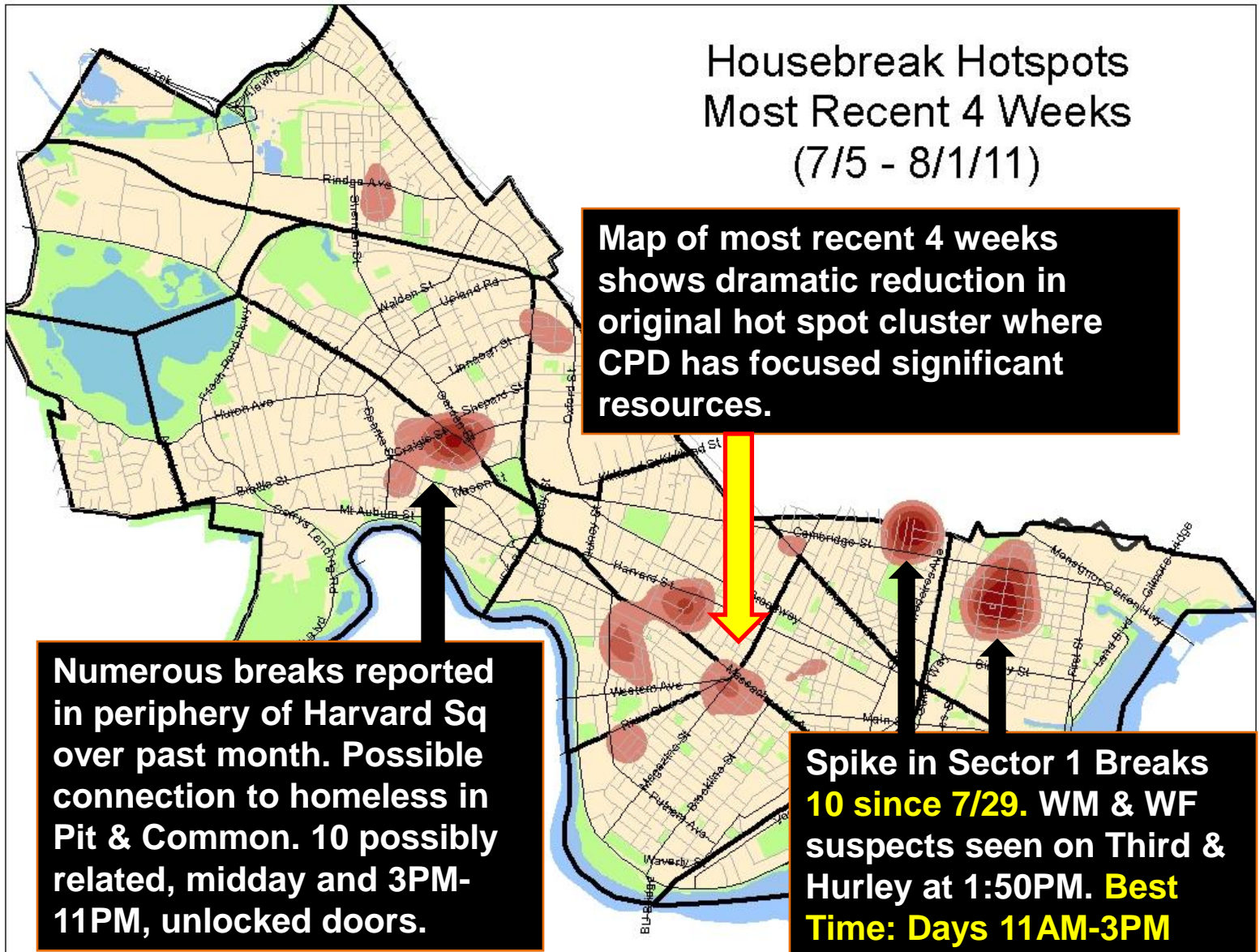
Ongoing & Emerging Patterns





Housebreak Hotspots Citywide

Ongoing & Emerging Patterns





Housebreaks

What can we do?

Police Response Strategy:

- Cambridge Police deployed extra patrols to the affected areas in order to combat the recent increase in housebreaks.
 - CPD is also utilizing plainclothes officers and will be saturating affected areas through directed patrols & traffic enforcement utilizing patrol units, traffic units, and bicycle officers.
- Community Advisories have been sent via Citizen Observer to those subscribed to receive information from the Peabody, West Cambridge, and East Cambridge groups with important housebreak prevention information.
 - To sign up to receive these and other alerts from CPD, visit <http://www.citizenobserver.com/cov6/app/group.html?id=2595>

Citizen Response Strategy:

- Citizens are asked to take the following precautions to protect themselves, their homes, and their belongings from burglaries:
 - Try “**casing**” your own home,
 - **ALWAYS lock your doors and windows.** Many housebreaks have occurred through open windows or unlocked doors.
 - **Leave a light on** when you leave.
 - Install motion sensor lights.
 - **NEVER** prop open the door or let someone in behind you
 - **Be vigilant.** If you suspect suspicious activity, please report it to the police immediately by calling **617-349-3300**.
 - **Document serial numbers** of all electronics and take pictures of all valuables.
 - **Request a Residential Security Survey** from the Cambridge Police Department. For more info, please call **(617) 349-3236**.
- For more info on how to protect yourself from housebreaks, visit http://www2.cambridgema.gov/CityOfCambridgeContent/documents/Flyer_Housbreaks_FINAL2.pdf



LARCENY

Predicted Patterns

Percent Change

Last 4 Weeks

+37%

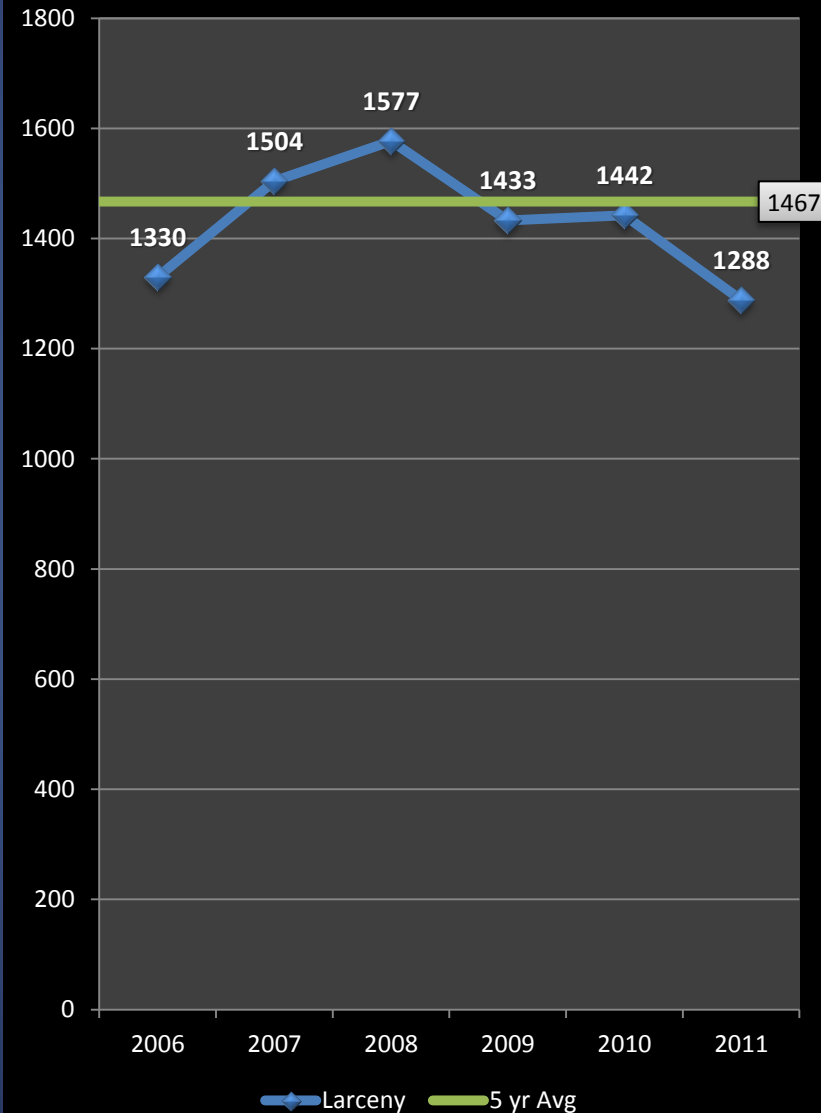
Previous Year

-11%

5 Year Average

-12%

- Overall, larceny in 2011 has decreased by 11% when compared with the first 7 months of 2010 and 12% when measured against the 5-year weighted average for this time frame. There have been 154 fewer larcenies thus far in 2011 than there were through this point in 2010.
- The decline in larceny from motor vehicles has shrunk slightly to a 41% decrease recorded versus the 5-year weighted average for this target crime year-to-date. A pattern appears to have emerged in West Cambridge, may be related to homeless living in Harvard Sq.
- Larcenies from persons are down 23% compared to 2010 totals for this index crime. This crime is actually up 25% when comparing the most recent four weeks to the previous 4 weeks.
- So far this year, there have been 196 reported bike thefts in Cambridge, while there were 193 reported through this time frame in 2010, equaling a 2% increase this year.
 - Compared to the 5-year average, bike thefts are up 29%. There were 37 bike thefts reported over the past 2 weeks, with the majority reported in Cambridgeport and West Cambridge.





LARCENY: *from MV*

Emerging Patterns

Percent Change

Last 4 Weeks

+56%

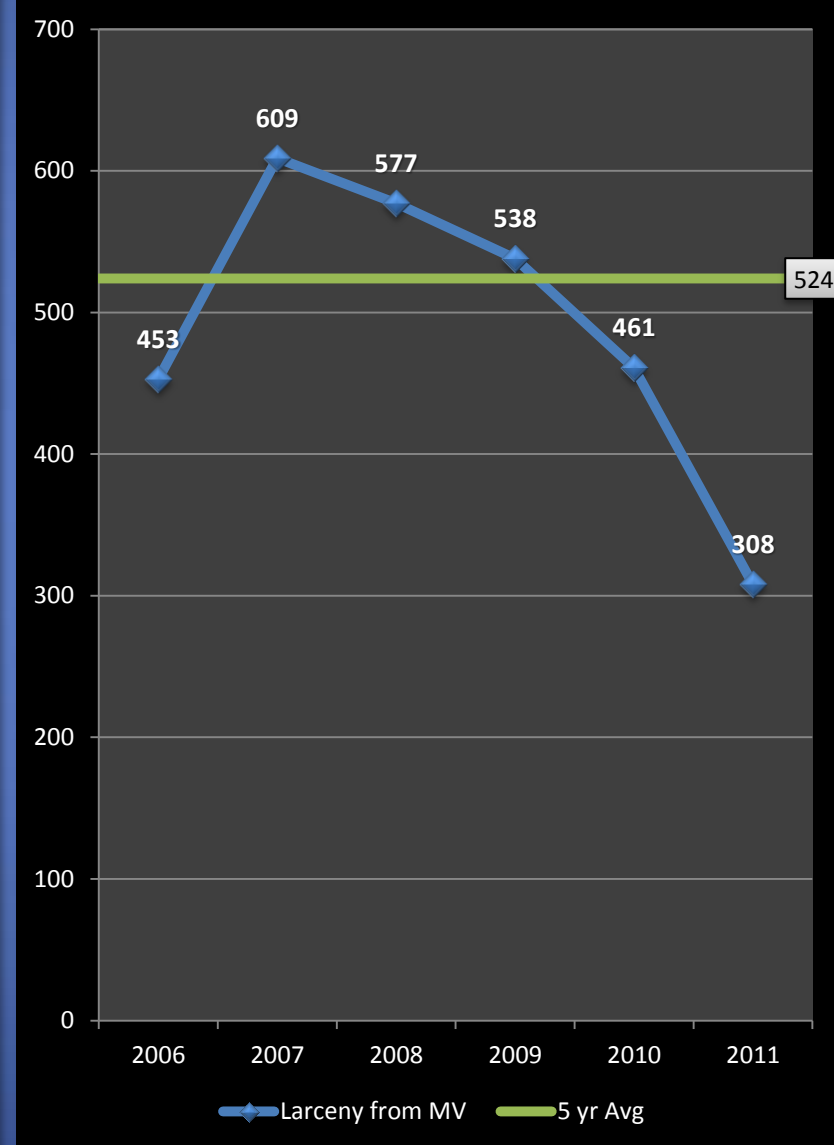
Previous Year

-33%

5 Year Average

-41%

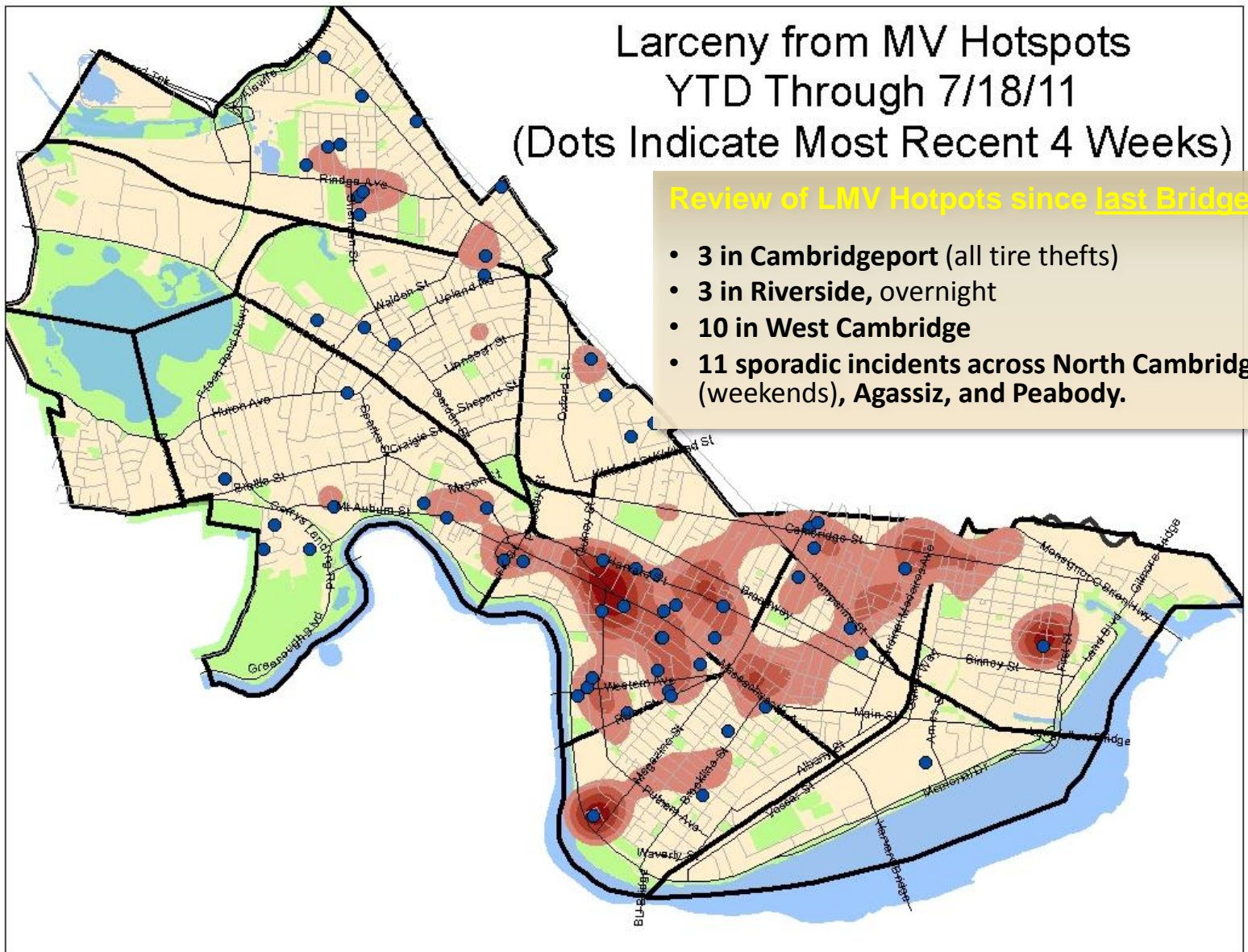
- Larceny from MVs are down 41% when compared with the 5-year average, with 216 fewer incidents than the norm for this time period and 153 incidents under the 2010 total for the first 30 weeks of the year, equaling a 33% decline from last year.
- Larceny from MVs are up 56% when compared with the previous 4 weeks, with an emerging pattern in West Cambridge and continued elevated activity during overnight hours in the neighborhoods surrounding Central Square.
- 3 more tire thefts were reported over 2 nights in Cambridgeport. Toyotas & Hondas were targeted.
- Other areas of the City that deserve some special attention for this crime type over the next 2 weeks include side streets on the periphery of Inman Square during the overnight hours on weekend nights, and side streets around the Galleria on Friday and Saturday nights.





LARCENY: *from Motor Vehicle Hotspots*

Emerging Pattern





LARCENY: *from Motor Vehicle Hotspots*

Emerging Pattern

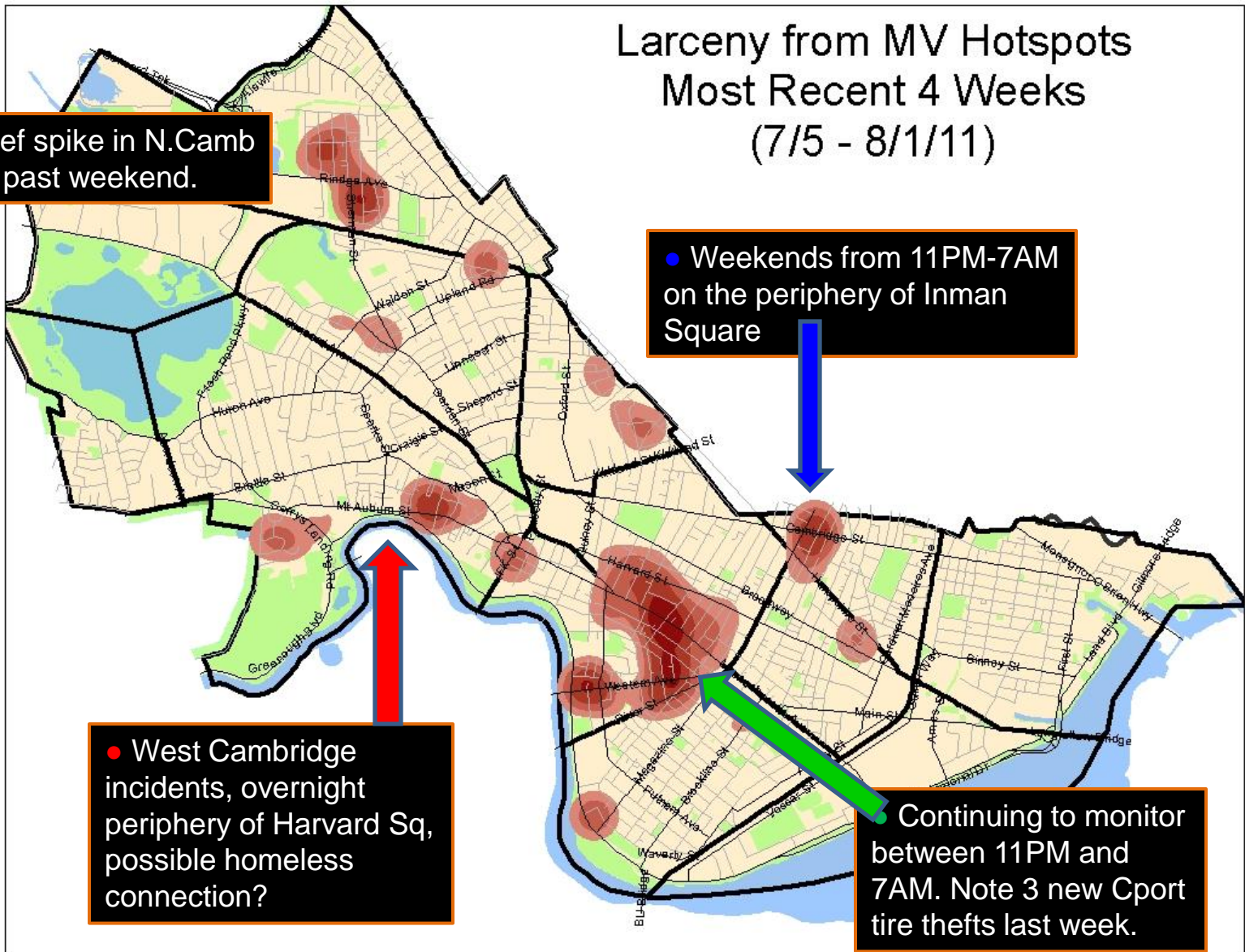
Larceny from MV Hotspots
Most Recent 4 Weeks
(7/5 - 8/1/11)

● Brief spike in N.Camb
over past weekend.

● Weekends from 11PM-7AM
on the periphery of Inman
Square

● West Cambridge
incidents, overnight
periphery of Harvard Sq,
possible homeless
connection?

● Continuing to monitor
between 11PM and
7AM. Note 3 new Cport
tire thefts last week.





Larceny from Motor Vehicle

What can we do?

Police Response Strategy:

- Cambridge Police are focused on prevention of these crimes by increasing officer visibility in targeted areas.
 - CPD may also be deploying plain-clothes officers for surveillance in key areas in an effort to catch and apprehend suspects in the act.
- Citizens are encouraged to take the proper precautions to protect their vehicles and their belongings by doing everything possible to not make their vehicles easy targets.

Citizen Response Strategy:

- Citizens are asked to take the following precautions to protect themselves, their vehicles, and their belongings from theft:
 - **Take extra care when out doing your shopping.**
 - Make sure all of your car doors are locked when you leave your vehicle.
 - If you are **approached by a suspicious person** while you are in your vehicle, **sound your horn to attract attention.**
 - **NEVER LEAVE VALUABLES EXPOSED IN YOUR CAR.**
 - If you must leave packages or valuables in your car, **place them in the trunk of under a blanket to conceal them**
 - Visit our website for more tips to keep your vehicles and belongings
http://www.cambridgema.gov/CityOfCambridge_Content/documents/LMV%20Flyer.pdf



LARCENY: *from Person*

Predicted Patterns

Percent Change

Last 4 Weeks

+25%

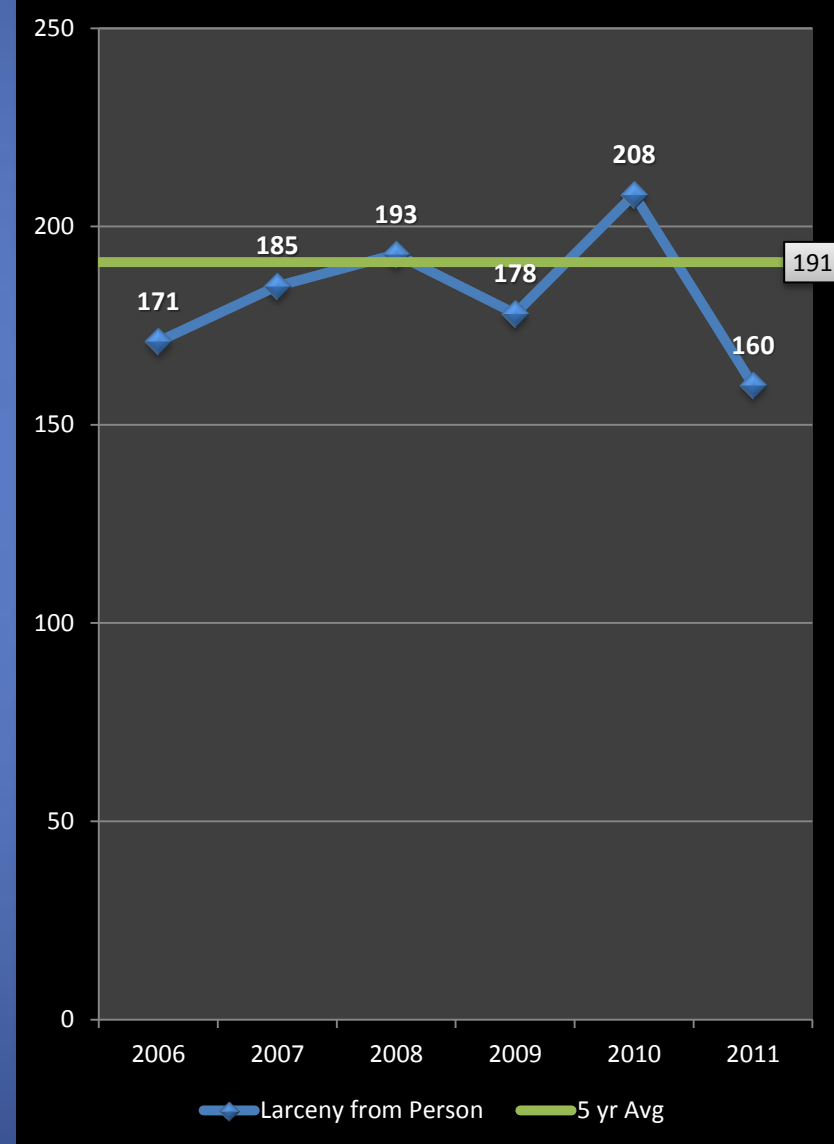
Previous Year

-23%

5 Year Average

-16%

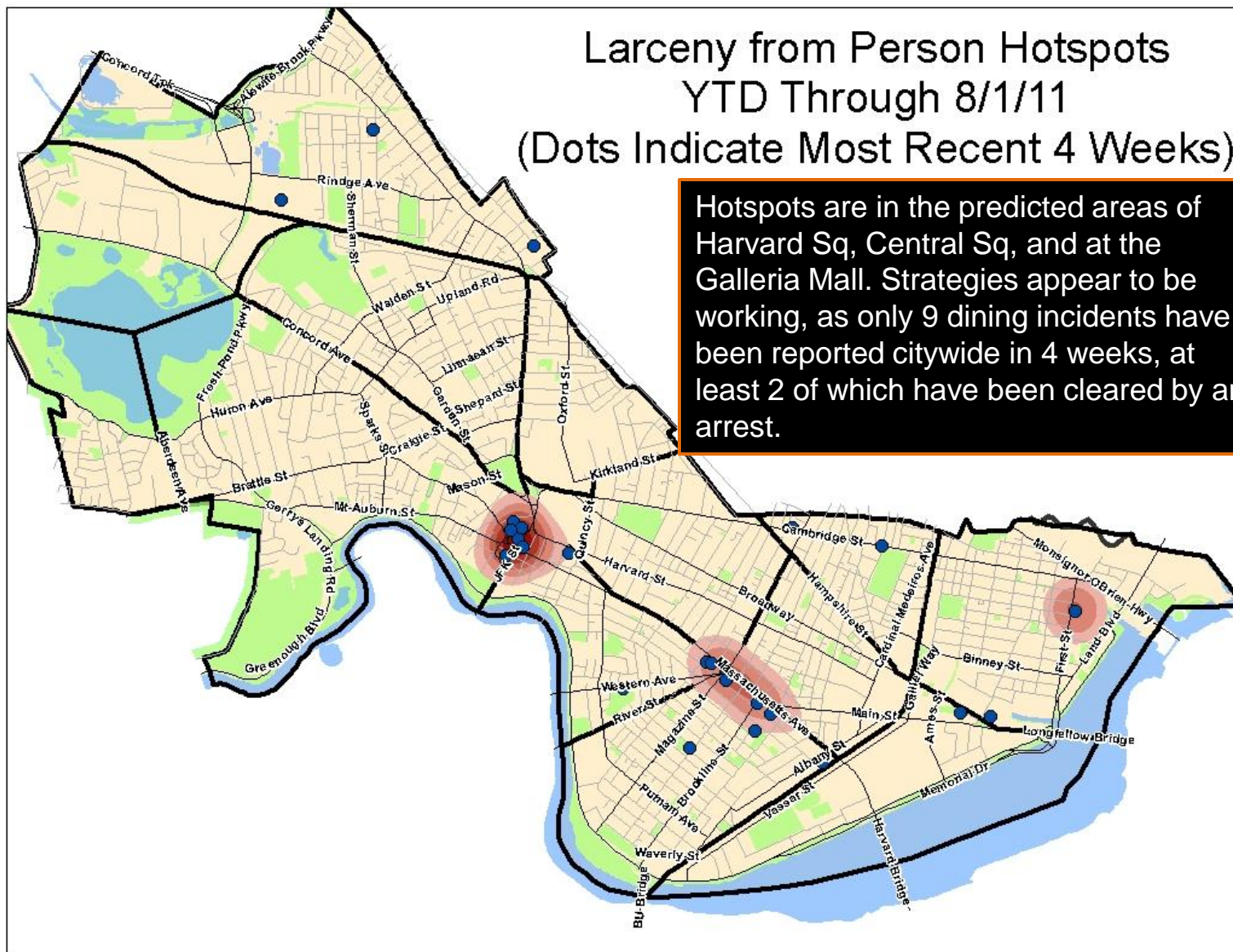
- So far in 2011, the results of the enforcement strategies enacted during BridgeStat last summer and in recent months continue to be effective in combating this target crime in Harvard Sq. Citywide, larcenies from persons are down **23%** from the first half of 2010 and **16%** beneath the 5-year average.
- Since the last BridgeStat, there have been 13 incidents citywide.
 - 3 took place in Harvard Sq (2 dining incidents: 7/27 and 8/1).
 - 5 were in Central Sq. Only 1 Central Sq incident occurring while dining (on 7/31). 3 others involved property taken from homeless victims.





LARCENY from the Person *Hotspots*

Predicted Patterns





Larceny from Person

What can we do?

Police Response Strategy:

- Cambridge Police have not identified any discernable patterns for these crimes at this time.
 - Extra patrols have been deployed to current hot-spot areas to help prevent any increase in activity.
 - Street robberies are a major focus for our bike patrol officers who were deployed beginning on 4/30.
- CPD is continually reviewing prior seasonal robbery trends to determine proper allocation resources.

Citizen Response Strategy:

- In order to help protect residents from becoming a victim of larcenies Cambridge Police would like to remind students and citizens to take the following precautions when walking at night:
 - **Be aware of your surroundings at all times and trust your instincts.**
 - **Always walk with a friend or in a group when possible.**
 - **Do not wear earbuds**, headphones, or listen to music while walking alone.
 - If you feel you are being followed, show you are suspicious – Turn to look at the person. This sends a clear message that you will not be taken by surprise.
 - If approached, **DO NOT RESIST**, especially if you know or believe the robber to be armed. The best course of action is to hand over money and whatever other belongings are demanded as quickly as possible and try to disengage from this confrontational and potentially dangerous situation as soon as possible. **Remember, things can always be replaced.**
- For more safety tips, visit http://www.cambridgema.gov/CityOfCambridge_Content/documents/street%20saftety.pdf



LARCENY: of Bicycle

Statistically Significant Increase

Percent Change

Last 4 Weeks

+57%

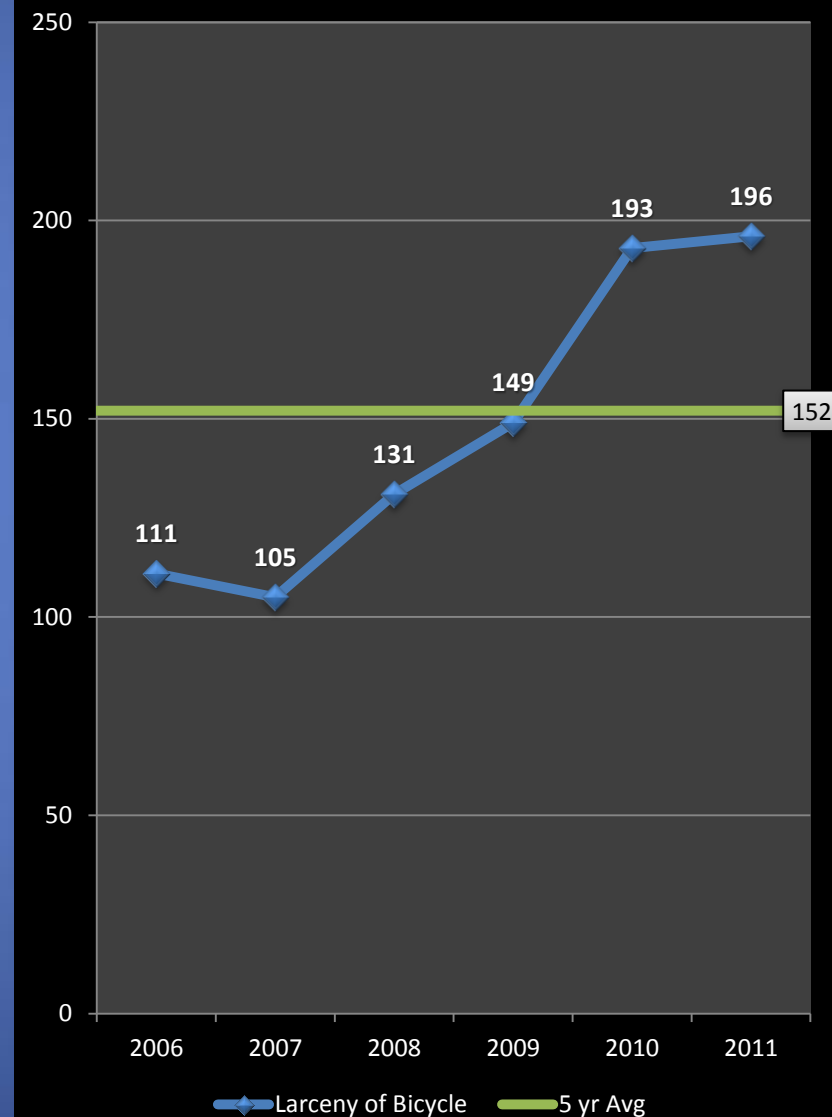
Previous Year

+2%

5 Year Average

+29%

- YTD, there have been 196 bike thefts reported citywide. This total is 2% more than the number reported through the first 7 months of 2010, and is 29% higher than the 5-year average of 152.
- At this time, there are no defined patterns, but the next two slides provide details on problem areas and overall hotspots in Cambridge. Main focus areas are:
 - **Weekend afternoons in Harvard Sq periphery**
 - **Weekday overnights in Cambridgeport in yards near Hoyt/Dana Pk.**
 - **Mass Ave/Central Sq weekday overnights.**





LARCENY: *of Bicycle Hotspots*

Statistically Significant Increase

Review of Bike Theft Hotspots over Most Recent 4 Weeks

Bike Thefts are up 57% from the previous four weeks

Areas of Interest:

- 5 incidents in Inman/Harrington
- 3 incidents in MIT
- 10 incidents in East Cambridge
- 7 incidents in Area 4
- 6 incidents in Mid Cambridge
- 7 incidents in Riverside
- 16 incidents in Cambridgeport
- 8 incidents in West Cambridge
- 4 incidents in Highlands
- 4 incidents in Peabody
- 2 incidents in North Cambridge



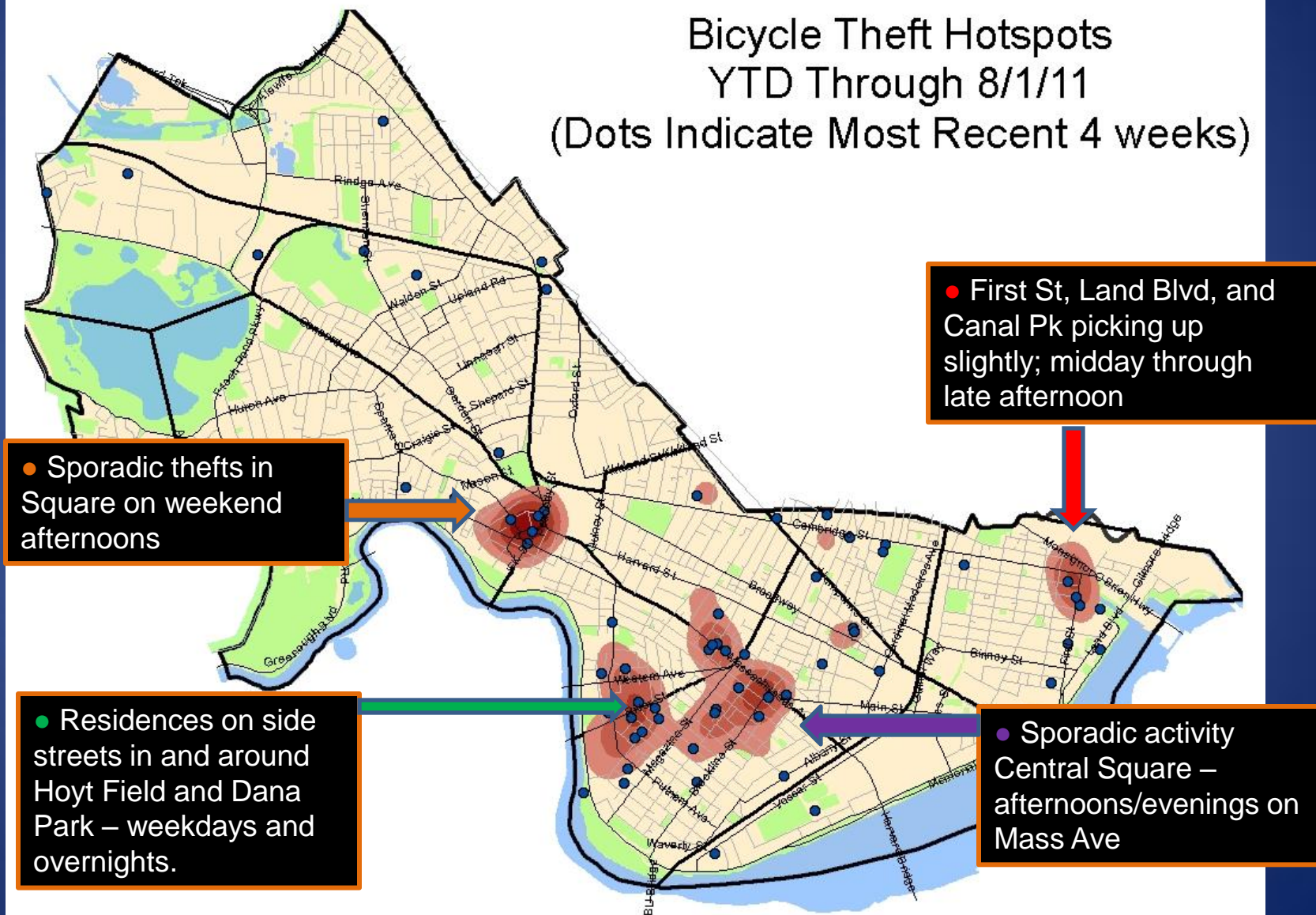
LARCENY: of Bicycle Hotspots

Statistically Significant Increase

Bicycle Theft Hotspots

YTD Through 8/1/11

(Dots Indicate Most Recent 4 weeks)





Larceny of Bicycles:

What Can We Do?

Police Response Strategy:

Cambridge Police are working on a comprehensive response project to deal with the issue of bike thefts.

Educate the public about the use of effective locks & locking practices

- For more information about bicycle safety, proper locking, and how to register your bicycle with the police, visit
<http://www.cambridgema.gov/CPD/CommRes/bicycles.cfm?pv=Yes>

Stop bicyclists to promote bike safety

- Remind riders to use lights when biking at night, wear helmets under the age of 16, etc.

Citizen Response Strategy:

- Register bicycles online at the CPD website
 - For more information about bicycle safety, proper locking, and how to register your bicycle with the police, visit
<http://www.cambridgema.gov/CPD/CommRes/bicycles.cfm?pv=Yes>
- Stores should be vigilant in recording serial numbers and customer information on sales.
- Universities should encourage students to register their bikes and distribute information on the correct locking procedures.



AUTO THEFT

No Patterns

Percent Change

Last 4 Weeks

+50%

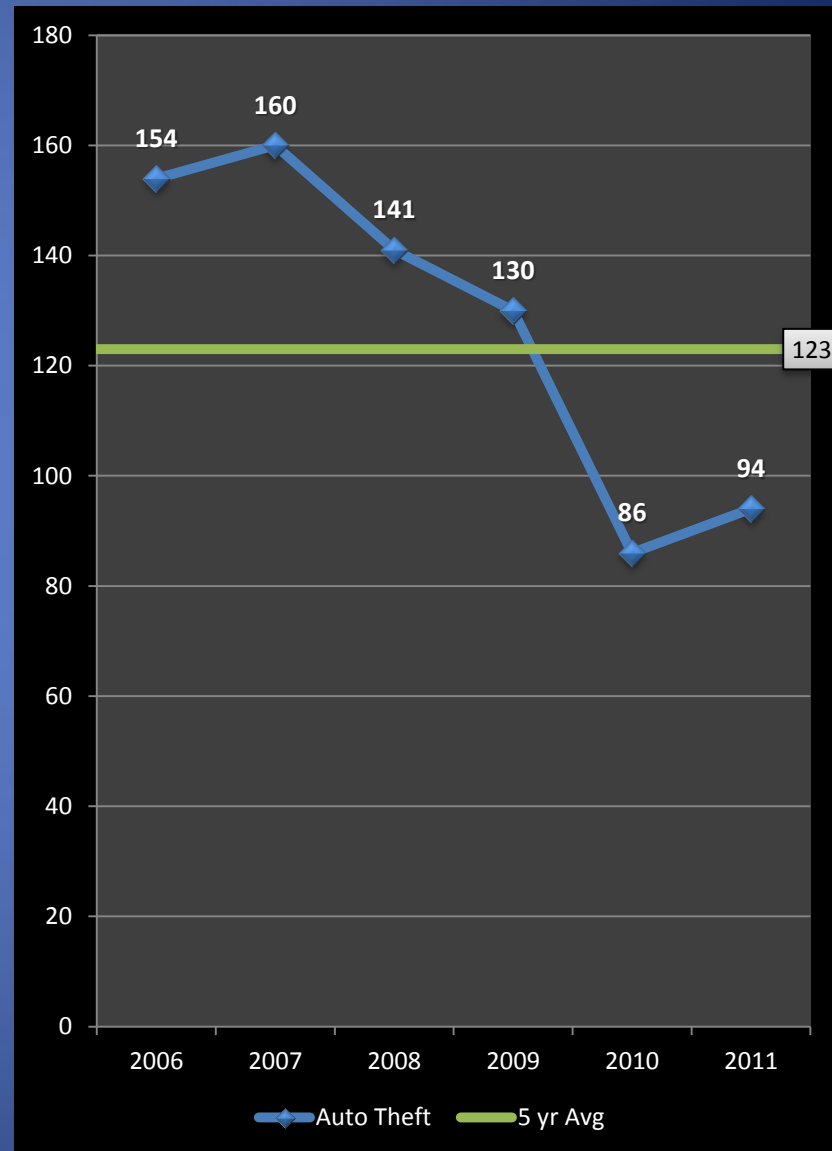
Previous Year

+9%

5 Year Average

-24%

- The 5-year weighted average for auto theft for the first seven months of the year is 123 incidents; there were only 94 reported in Cambridge for this time period in 2011, which translates to a 24% decline. There are no patterns at this time.
- In the past two weeks cars were stolen from East Cambridge (1), MIT (1), Inman (4), CPort (1), Mid-Cambridge (3), Peabody (2), and West Cambridge (1).
- Auto theft is currently at its second lowest level in over 50 years (13 in past 2 weeks, 24 in past month). Only 38 of the 94 cars stolen in 2011 have been recovered YTD (40%).
- Michael Wallace, homeless, was arrested on 7/16 for rec. stolen prop. after he was stopped for driving a car stolen shortly before from Elm St.



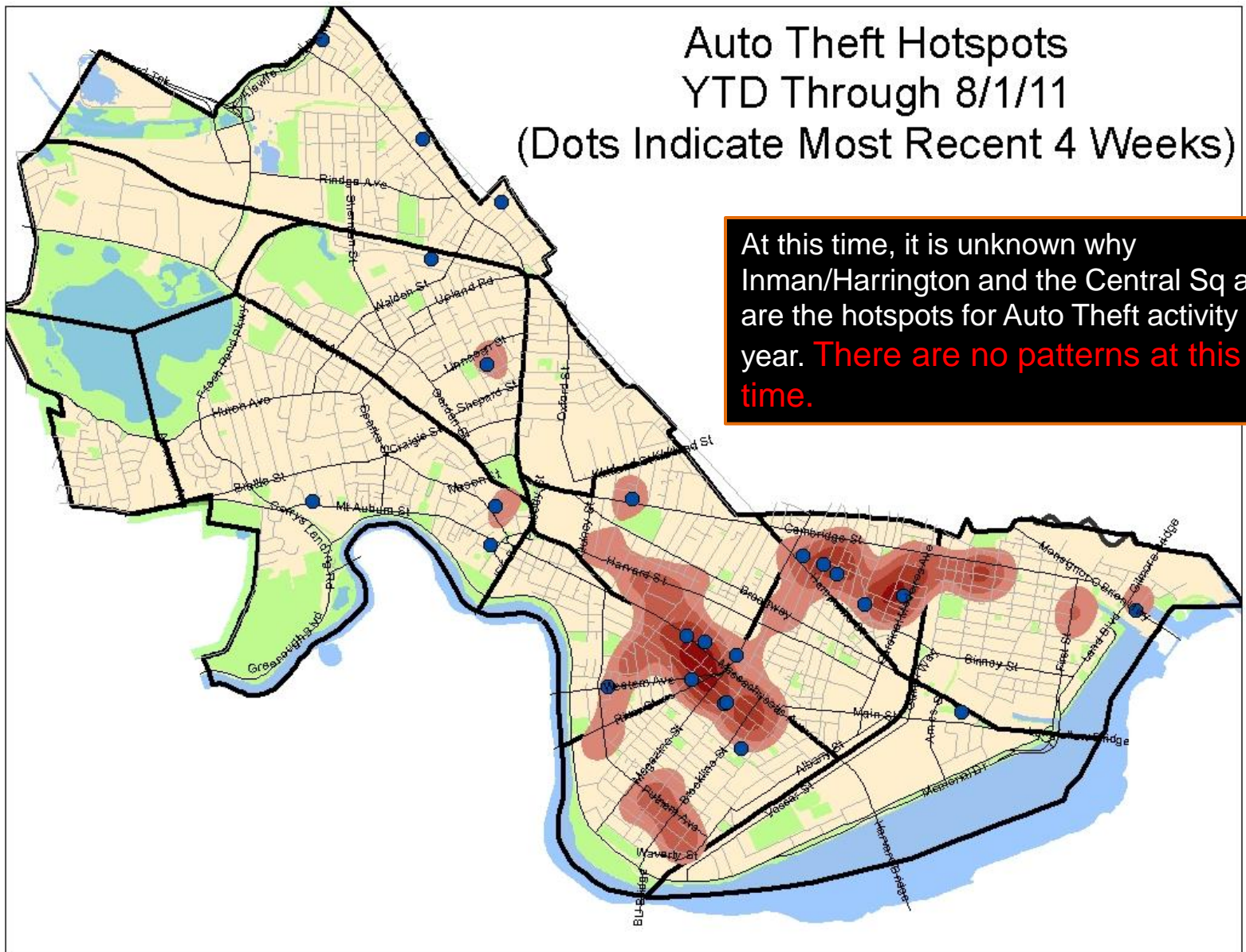


Auto Theft Hotspots

No Patterns

Auto Theft Hotspots
YTD Through 8/1/11

(Dots Indicate Most Recent 4 Weeks)



At this time, it is unknown why Inman/Harrington and the Central Sq area are the hotspots for Auto Theft activity this year. **There are no patterns at this time.**



Help Prevent Crime

And keep yourself informed!

Police Response Strategy:

To receive information from the CPD

- Sign up to receive Citizen Alerts of notable events & crimes by visiting <http://www.citizenobserver.com/cov6/app/group.html?id=2595> and following the simple instructions.
- “Like” the Cambridge Police Department on Facebook at www.facebook.com/CambridgePolice
- Follow [@CambridgePolice](https://twitter.com/CambridgePolice) on Twitter.
- Visit our website at www.CambridgePolice.org for valuable information and reports including the Daily Log and **BridgeStat**, which is published on the first Friday of every month.

Citizen Response Strategy:

To Share Information with the CPD

- Call our Non-Emergency Telephone Number at **617-349-3300**.
 - Every call for service generates a police response, so help drive our resources by reporting things that seem suspicious or out of the ordinary.
- Send an Anonymous TEXT-A-TIP:
 - Send an ANONYMOUS text message to **Tip411 (847411)**. Begin your message with Tip650 and then type your message. You will receive a response from the Cambridge Police with the option to continue communicating. Please remember that this is not a replacement for 9-1-1. **If you witness an emergency situation, please call 9-1-1 immediately.**
- Send an Anonymous Crime Tip E-Mail at http://www2.cambridgema.gov/cpd/contact/mailform.cfm?email_id=101



Questions?

- BridgeStat is a work in progress and will evolve over time to include more detailed information.
- We welcome all questions, comments, and suggestions.
- Please direct your feedback to:
BridgeStat@CambridgePolice.org
- For more detailed analytical reports, including the full 2010 Annual Crime report, please visit
http://www.cambridgema.gov/CPD/publications/crime_2010.cfm