



Cambridge Police Department BridgeStat

June 2012

Produced by the Crime Analysis Unit

****BridgeStat was recognized by the International Association of Crime Analysts in the Statistical Bulletin Category at 2011 IACA Training Conference.***



Part I Total Crime

- While serious crime in Cambridge has risen 10% when compared with the first 6 months 2011, when measured against the 5-year weighted average for this time frame, only a slight 1% blip (20 more crimes counted) has been recorded. The majority of this increase can be attributed to the overall increase in larceny (14%), with 143 additional thefts reported when compared with the first 180 days of 2011.
- A detailed analysis of all statistics indicates that there were 153 additional property crimes recorded in the first 6 months of 2012 to register a 11% incline when placed against the 2011 statistics.

	4 Week Snapshot			Year to Date			Five Year	
	5/8 - 6/4	6/5 - 7/2	Change	2011	2012	Change	Avg	Change
Total Violent Crime	32	32	0%	207	208	0%	207	0%
Total Property Crime	220	252	15%	1338	1491	11%	1473	1%
Total Part I Crime	252	284	13%	1545	1699	10%	1679	1%



Part I Property Crime

2 types of theft are fuelling the increase in property crimes so far in 2012.

Larceny from motor vehicles **(+34%)** – 83 additional incidents, and larceny from persons **(+53%)** – 69 incidents above last year, account for the vast majority of the rise in property crimes so far this year. Housebreaks, which had increased by **43%** when compared to the First Quarter of 2011, have leveled off over the past 3 months **(+15%YTD)** and are now 28 incidents above last year's total.

	4 Week Snapshot				Year to Date				Five Year	
	5/8 - 6/4	6/5 - 7/2	Change		2011	2012	Change		Avg	Change
Burglary	30	40	33%		234	244	4%		221	10%
Commercial Break	6	6	0%		51	33	-35%		47	-30%
Housebreak	24	34	42%		183	211	15%		174	21%
Larceny	181	198	9%		1036	1179	14%		1164	1%
Larceny (Misc)	6	2	-67%		19	21	11%		15	40%
Larceny from Building	20	26	30%		218	189	-13%		196	-4%
Larceny from MV	48	59	23%		244	327	34%		375	-13%
Larceny from Person	38	38	0%		130	199	53%		154	29%
Larceny from Residence	13	8	-38%		100	113	13%		90	26%
Larceny of Bicycle	28	38	36%		124	136	10%		113	20%
Larceny of Plate	3	5	67%		26	18	-31%		24	-25%
Larceny of Services	0	3	IN-CALC		10	7	-30%		12	-42%
Shoplifting	25	19	-24%		165	169	2%		184	-8%
Auto Theft	9	14	56%		68	68	0%		88	-23%
Total Property Crime	220	252	15%		1338	1491	11%		1473	1%



Part I Violent Crime

- The projected 5-year weighted average for violent crime in Cambridge for the first 6 months of the year is 207 incidents. Between January and the end of June of 2011, there were 207 violent crimes reported. For that same time period in 2012, **there were 208 violent crimes recorded in Cambridge, one above last year and 1 above the projected total for the first 2 quarters of the year.**
- The first murder of the year in Cambridge occurred on the night of June 3rd on Willow Street. A 16-year old female was the victim of a drive-by shooting.
- Rape is down 7% and robbery has fallen 11% when compared with the first 180 days of 2011.
- Aggravated assaults **have increased 8%**, with 10 more incidents than 2011. The majority of the upward spiral of this violent crime can be attributed to a rise in domestic and acquaintance-related assaults over the first 6 months of 2012.

	4 Week Snapshot			Year to Date			Five Year	
	5/8 - 6/4	6/5 - 7/2	Change	2011	2012	Change	Avg	Change
Homicide	1	0	-100%	1	1	0%	1	0%
Rape	2	2	0%	15	14	-7%	16	-13%
Robbery	8	16	100%	73	65	-11%	71	-8%
Commercial Robbery	2	4	100%	14	12	-14%	14	-14%
Street Robbery	6	12	100%	59	53	-10%	58	-9%
Aggravated Assault	21	14	-33%	118	128	8%	119	8%
Total Violent Crime	32	32	0%	207	208	0%	207	0%



MURDER

No Patterns

- On Sunday, 6/3/12 at approximately 8pm, 2 female victims ages 16 and 17 were in the area of 34 Willow St when they were shot by unknown suspects who drove by in a black motor vehicle with tinted windows. Both victims were transported to the hospital where the 16-year-old victim, Charlene Holmes, was pronounced dead. The 17-year-old victim, Thanialee Cotto, who was critically injured, is now recuperating at home.
- The investigation is ongoing and anyone with information is asked to contact Cambridge Police.
- This was the first homicide recorded in Cambridge in 2012.
- 27 of the 34 murders in Cambridge since 1995 have been cleared by arrest or by the suicide of the perpetrator, which translates to an 79% clearance rate over that 17-year period. For comparison, the clearance rate for homicides was 65% nationally and 50% in New England in 2010.

Change*

Last 4 Weeks

*IN -CAL

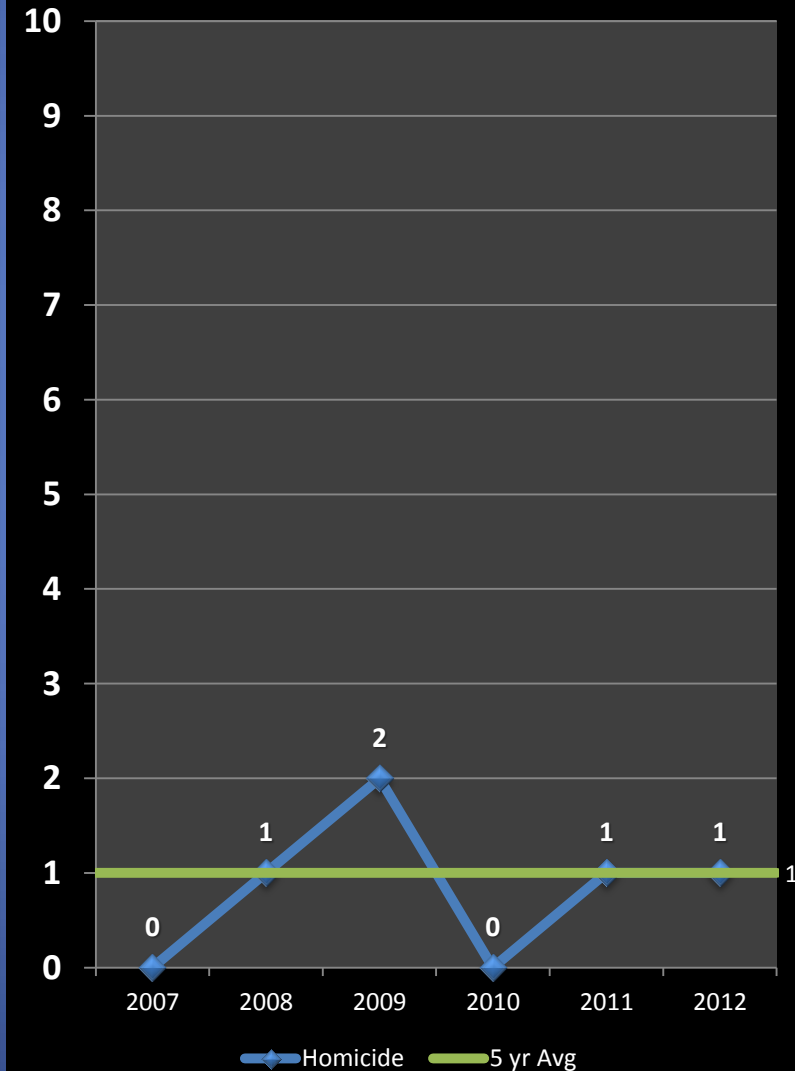
Previous Year

*IN -CAL

5 Year Average

*IN -CAL

*IN -CAL: Percentages are not calculated for numbers so small as to present a statistically misleading percentage.





RAPE

No Patterns

- Over the first 6 months of 2012, there were 14 rapes reported in Cambridge, 1 fewer incident than during the same time frame last year. All but 1 of these crimes were classified as non-stranger incidents. A blitz scenario rape in late April remains under investigation at the present time.
- 8 of the 23 sexual assaults reported in 2011 occurred on a calendar date prior to that year. This is a trend that we have been observing over the past few years with 25% to 33% of the incidents involving domestic or supervisory positioned assailants as suspects being reported long after the original date of the incident. **2 of the rapes reported in 2012 fit this scenario.**

Percent Change

Last 4 Weeks

0%

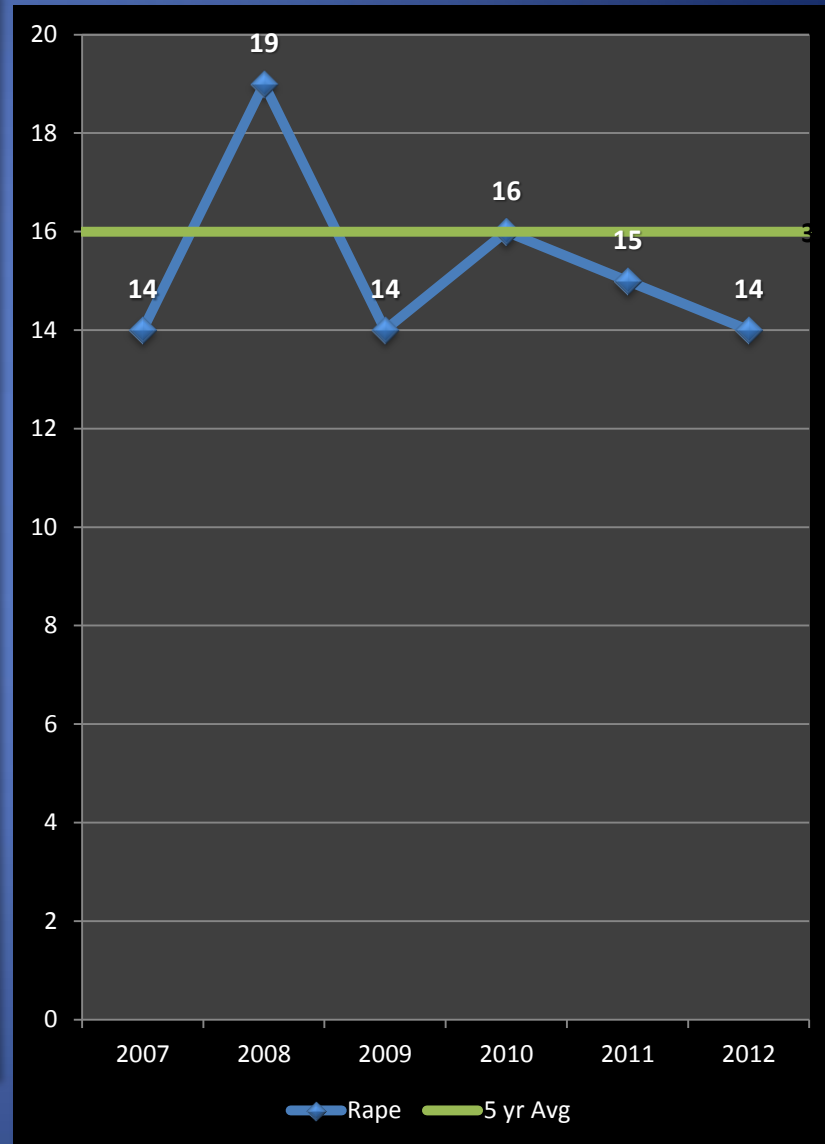
Previous Year

-7%

5 Year Average

-13%

*IN -CAL: Percentages are not calculated for numbers so small as to present a statistically misleading percentage.





AGGRAVATED ASSAULT

No Patterns

- When measuring this violent index crime against the 5-year average for the first 6 months of this year, there has been a **small increase of 8%, with 9 additional incidents** above the projected average of 119 assaults. **When compared to the first 6 months of 2011, aggravated assaults have increased 8%, with 10 more incidents than 2012.** Over the past 4 weeks, there was a decrease of 7 assaults from the total of the previous month.
- 43 of the 128 aggravated assaults (**34% - slightly higher average than normal for domestic assaults**) that were reported so far in 2012 were categorized as domestic in nature. Although not as frequent as in previous years, there has been a slight escalation of unprovoked and bar-related assaults on weekend nights in Harvard and Central squares. Road rage incidents between bicyclists and motorists, and mutual assaults among taxi drivers, are the types of violent encounters that rear their ugly heads occasionally in Cambridge.

Percent Change

Last 4 Weeks

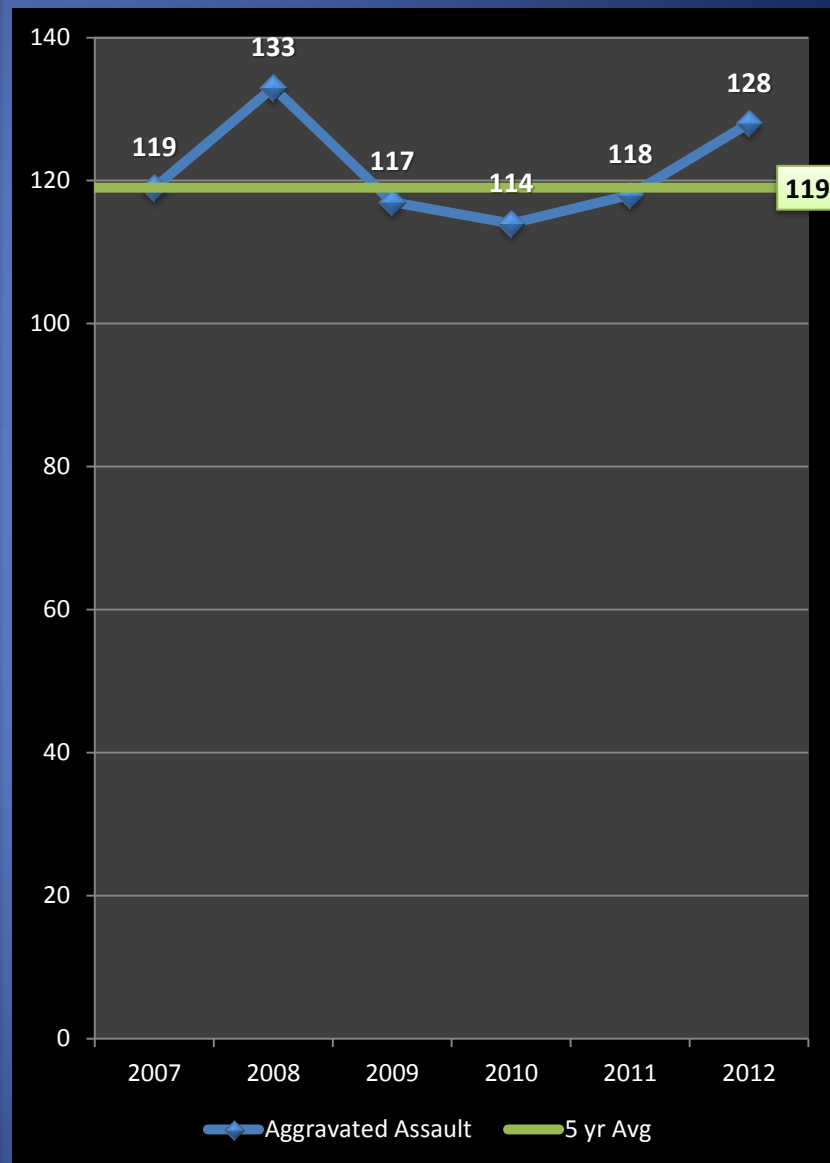
-33%

Previous Year

+8%

5 Year Average

+8%





ROBBERY

No Patterns

- The 5-year average for overall robbery in Cambridge for the first 6 months of the year is 71 incidents. From January 1st to the July 2nd, 65 robberies were reported to register an 8% decrease below the projected total. The 65 robberies reported in Cambridge in the first 6 months of 2012 represents 8 fewer crimes than during the same time period in 2011, an 11% reduction.
- Street robberies have fallen 9% when measured against the 5-year average and 10% when compared to the 2011 total for the first 6 months of the year, with 6 fewer incidents recorded. Over the first 6 months of 2012, there have been only 12 commercial robberies so far in 2012, including 5 banks and 4 drug store robberies, 3 of which were shoplifting incidents that escalated into violent confrontations with clerks at pharmacies. Arrests have been made in 4 of the 5 bank robberies.
- On May 9th, CPD issued the second street robbery alert of 2012. After collaborating with Boston and Brookline, a regional/national trend targeting smart phones was identified. In most incidents, victims were walking alone late at night talking on their cell phones or listening to music on headphones when robbed. **Since the alert 2 months ago, there have been very few similar or related incidents reported across the region or in Cambridge.**

Percent Change

Last 4 Weeks

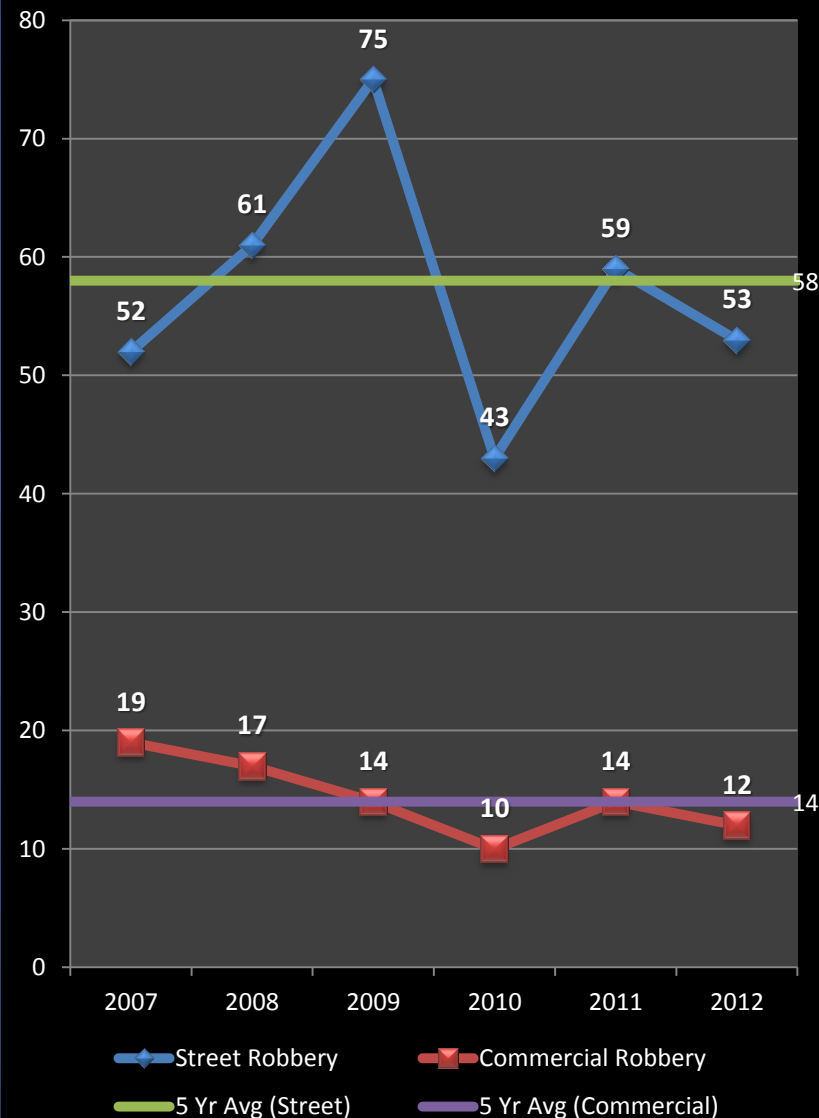
+100%

Previous Year

-11%

5 Year Average

-8%





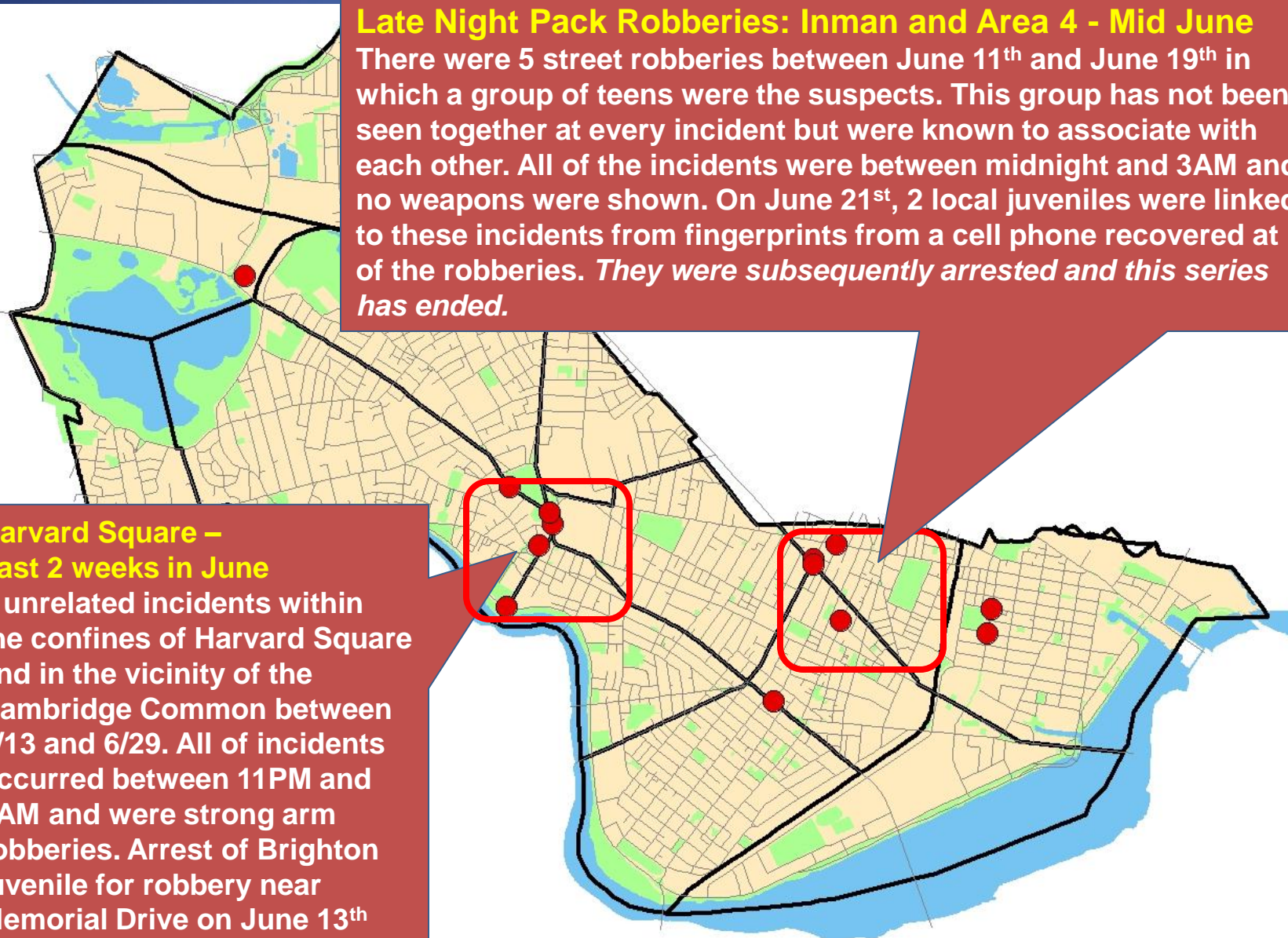
Street Robbery Review – June 2012

Late Night Pack Robberies: Inman and Area 4 - Mid June

There were 5 street robberies between June 11th and June 19th in which a group of teens were the suspects. This group has not been seen together at every incident but were known to associate with each other. All of the incidents were between midnight and 3AM and no weapons were shown. On June 21st, 2 local juveniles were linked to these incidents from fingerprints from a cell phone recovered at 1 of the robberies. *They were subsequently arrested and this series has ended.*

Harvard Square – Last 2 weeks in June

5 unrelated incidents within the confines of Harvard Square and in the vicinity of the Cambridge Common between 6/13 and 6/29. All of incidents occurred between 11PM and 3AM and were strong arm robberies. Arrest of Brighton juvenile for robbery near Memorial Drive on June 13th





Street Robbery Hot Spots in 2012 - When compared with the first 6 months of 2011, there has been a 10% decline in street robberies from 59 incidents to 53 incidents in 2012. The 5-year weighted average for this crime type is 58 incidents. **The major pattern to be identified is the late night smart phone robbery series between March 16th and May 1st**

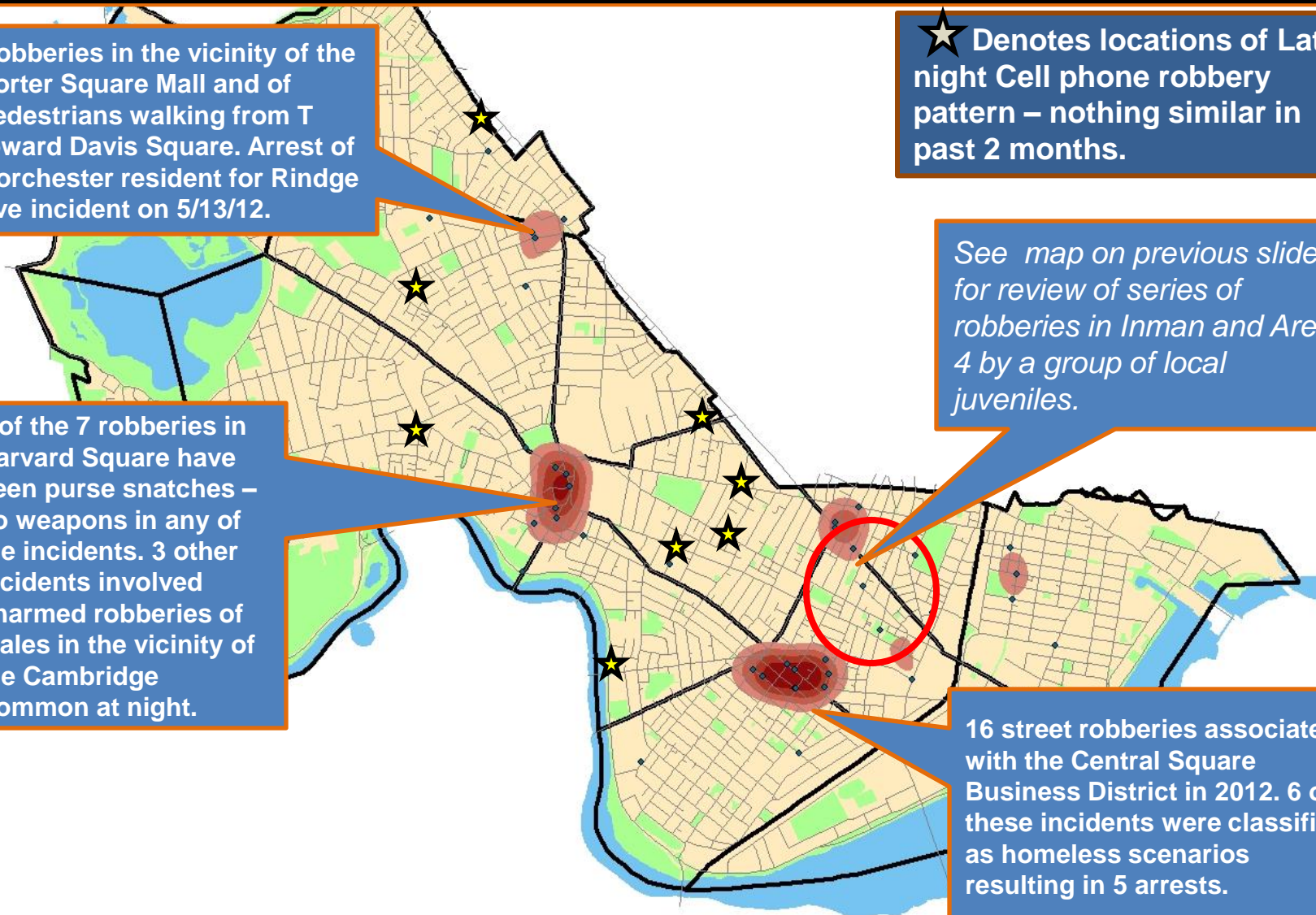
Robberies in the vicinity of the Porter Square Mall and of pedestrians walking from T toward Davis Square. Arrest of Dorchester resident for Rindge Ave incident on 5/13/12.

★ Denotes locations of Late night Cell phone robbery pattern – nothing similar in past 2 months.

See map on previous slide for review of series of robberies in Inman and Area 4 by a group of local juveniles.

3 of the 7 robberies in Harvard Square have been purse snatches – no weapons in any of the incidents. 3 other incidents involved unarmed robberies of males in the vicinity of the Cambridge Common at night.

16 street robberies associated with the Central Square Business District in 2012. 6 of these incidents were classified as homeless scenarios resulting in 5 arrests.





BURGLARY

Emerging Patterns

- Total burglary, the combination of residential and commercial burglary, is up 10% when compared to the 5-year average, with 23 additional incidents above the projected total of 221 crimes and up 4% when compared with last year's total for the first 6 months of the year, with 10 additional burglaries counted. When comparing this property crime with May of 2012, a 33% rise has been registered (10 additional burglaries counted).
- Commercial burglary has dropped 35% when compared with the first 6 months of 2011, and 14 fewer incidents (-30%) when measured against the 5-year average. There have been 33 commercial breaks in Cambridge in the first 6 months of the year. These have been scattered throughout the City with no discernible spatial or temporal pattern identified.
- **Nearly 75% of all the housebreaks in Cambridge between January and the end of June of this year were clustered in 4 pattern areas: Area 4 / Inman, West Cambridge, Peabody, and Cambridgeport / Riverside.** The Area 4 / Inman pattern has been interdicted. However, the other 3 areas continue to be plagued with sporadic incidents.

Percent Change

Last 4 Weeks

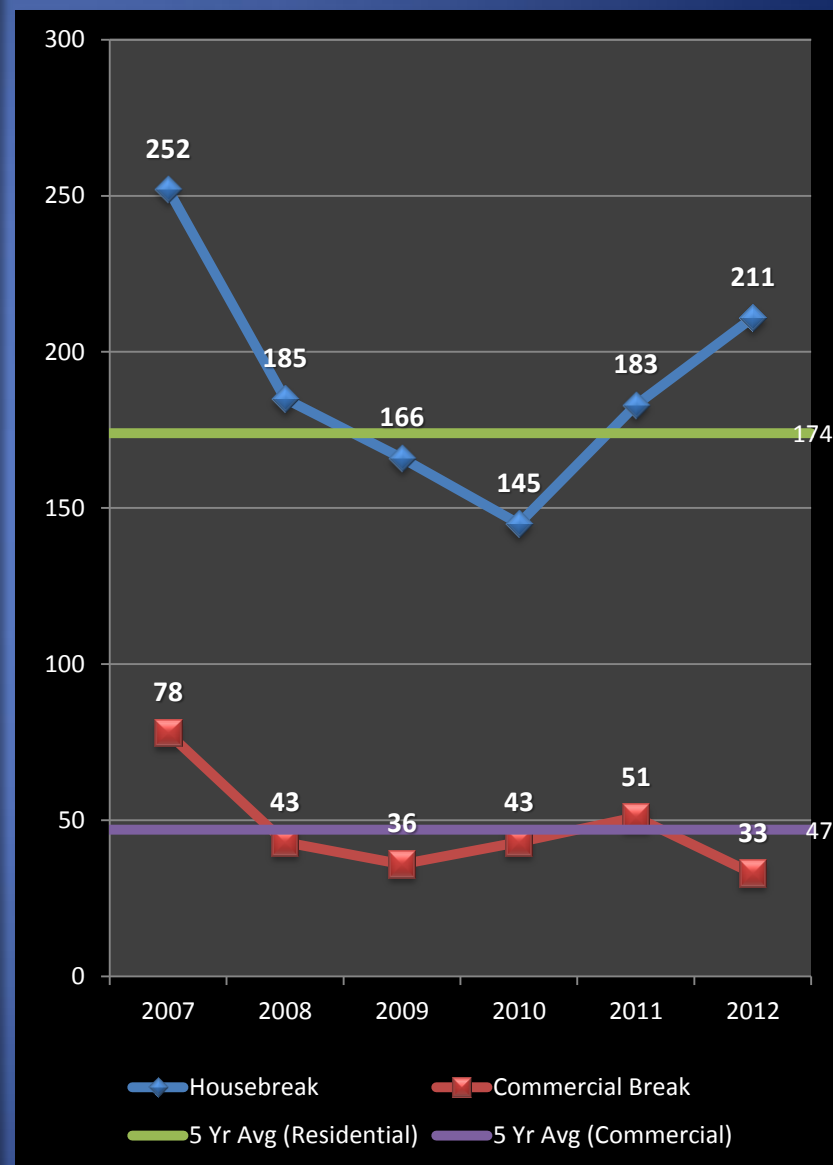
+33%

Previous Year

+4%

5 Year Average

+10%

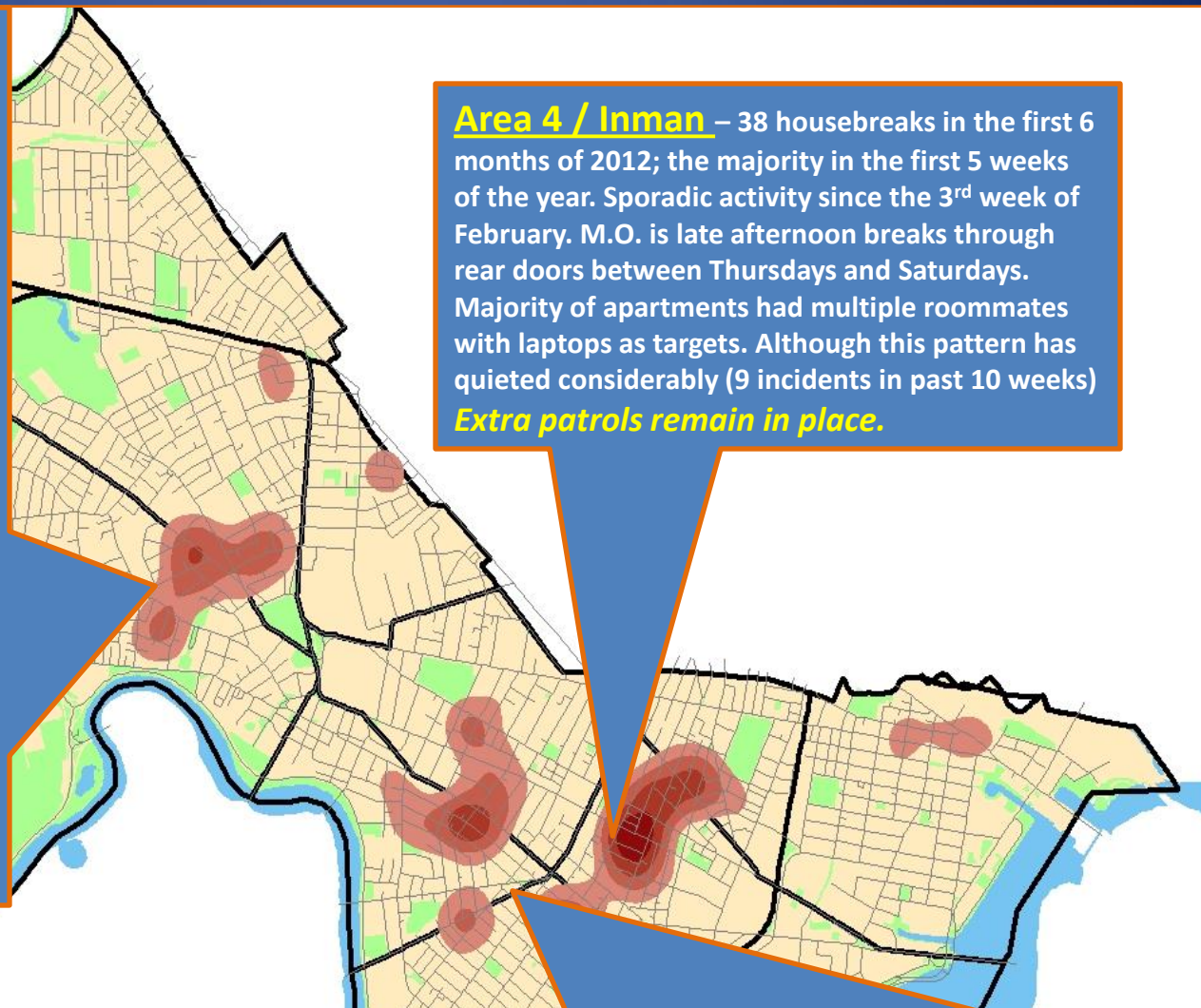




Housebreaks in Cambridge: First 6 Months of 2012

Peabody – multiple unit apartment buildings near Cambridge Common have been involved in sporadic series since early January on Friday and Saturday nights.

West Cambridge - This pattern was probably initiated with an overnight break on Highland in late February. There have been 5 other Saturday overnight/early morning breaks in the Sparks Street area of West Cambridge. All but 1 of the breaks have been through unlocked rear doors. *Both of these patterns resurfaced at the end of June and are now considered active - Extra Patrols in place.*



Area 4 / Inman – 38 housebreaks in the first 6 months of 2012; the majority in the first 5 weeks of the year. Sporadic activity since the 3rd week of February. M.O. is late afternoon breaks through rear doors between Thursdays and Saturdays. Majority of apartments had multiple roommates with laptops as targets. Although this pattern has quieted considerably (9 incidents in past 10 weeks) *Extra patrols remain in place.*

Cambridgeport / Riverside / MidCambridge - 67 housebreaks in 2012 – 16 in the past 4 weeks. 5 scattered incidents in Mid-Cambridge; no pattern identified. Over the past month there has been a series of late night housebreaks in close proximity in upper Riverside and Cambridgeport. 5 of the breaks have been since 6/13/12. 4 of the incidents have been between midnight and 5AM. A male suspect in early teens observed on 2 occasions. Entry in almost all have been through side windows – *Extra Patrols are in place.*



Housebreaks

What can we do?

Police Response Strategy:

- Cambridge Police have deployed extra patrols to the affected areas in order to combat the recent increase in housebreaks.
- CPD is also utilizing plainclothes officers and detectives in the affected areas.
- Several arrests have been made.



Citizen Response Strategy:

- Citizens are asked to take the following precautions to protect themselves, their homes, and their belongings from burglaries:
 - Try “**casing**” your own home.
 - **ALWAYS lock your doors and windows.** Many housebreaks have occurred through open windows or unlocked doors.
 - **Leave a light on** when you leave.
 - Install motion sensor lights.
 - **NEVER** prop open the door or let someone in behind you.
 - **Be vigilant.** If you suspect suspicious activity, please report it to the police immediately by calling **617-349-3300**.
 - **Document serial numbers** of all electronics and take pictures of all valuables.
 - **Request a Residential Security Survey** from the Cambridge Police Department. For more info, please call **617-349-3236**.
- For more info on how to protect yourself from housebreaks, visit www.CambridgePolice.org/SafetyTips.



LARCENY

Emerging Patterns

- Overall, larceny increased by 14% when compared with the first 6 months of 2011 and 1% when measured against the 5-year weighted average.
- The increase in larceny from motor vehicles (+34%) can be attributed to a surge in thefts during the snowless First Quarter of this year **when compared with the first 3 months of 2011 when there were 70 inches of the ground.**
- **Larcenies from persons evened out in June**, with 38 incidents reported during both the most recent 4 weeks and the previous 4 weeks. However, this crime type is still up 53% when compared to last year.
 - Larcenies from persons tend to see a notable increase in the Harvard Sq area during late May and throughout June, due to an influx of visitors (and multiple targets) to the City for graduations and festivals.
- **So far this year, there have been 136 reported bike thefts in Cambridge, which is up 10% over the 124 thefts reported through this time frame in 2011.**

Percent Change

Last 4 Weeks

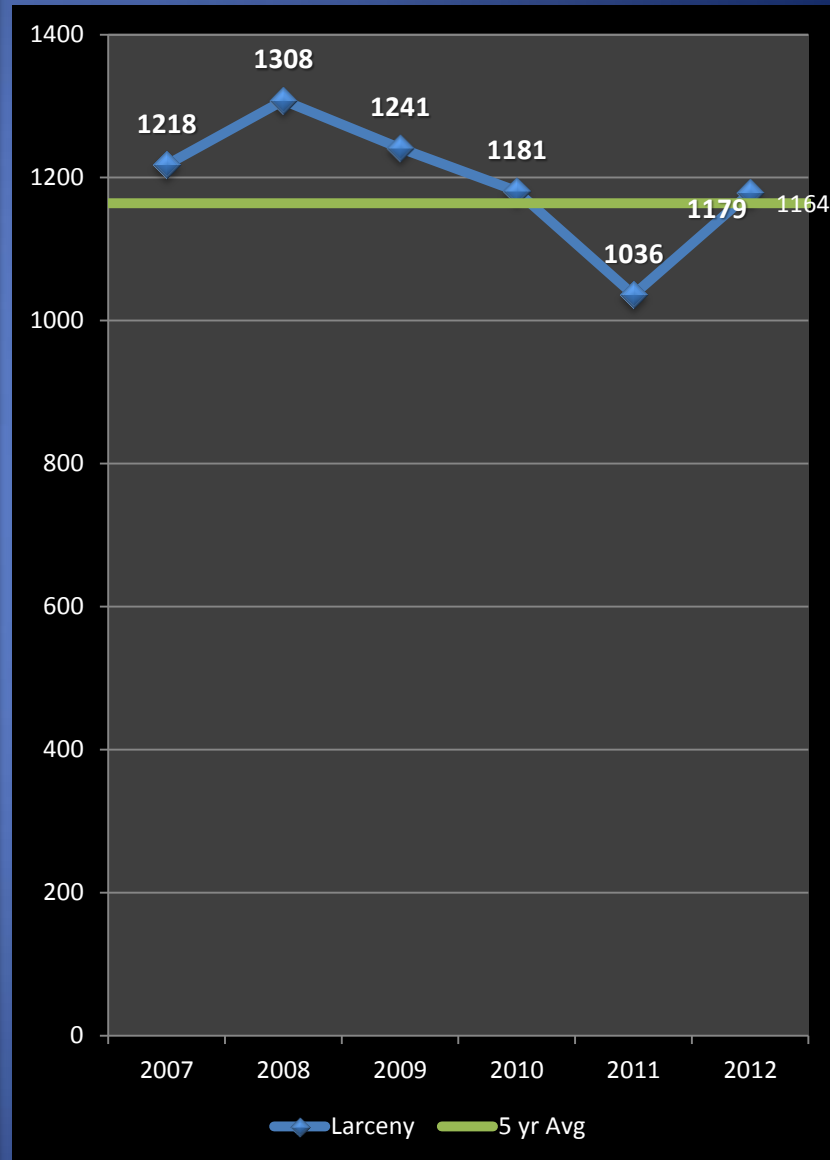
+9%

Previous Year

+14%

5 Year Average

+1%





LARCENY: *from MV*

Emerging Patterns

- Larcenies from Motor Vehicles are **down 13%** when compared with the 5-year average, with **48 incidents below** the norm for the first 6 months of the year. However, when measured against the previous 4 weeks, thefts from MVs jumped up 23% with the majority of the increase attributed to an uncharacteristic low LMV total for May of 2012.
- There were 66 MV breaks in the Peabody/North Cambridge neighborhoods during the first 2 months of 2012, accounting for 40% of the city-wide total.
- The arrest of 2 career thieves on March 13th, 2012 slowed the onslaught of this series. Although LMV thefts remain sporadic in this hot spot cluster area (34 thefts in the last 4 months), the level of activity is nowhere near what it was at the beginning of 2012.
- Larcenies from MVs have climbed 34% when compared with the first 6 months of 2011 with **83 additional incidents counted**. The majority of this incline can be attributed to a 75% surge when compared to the first 93 days of last year when the streets of Cambridge were under 70 inches of snow cover.

Percent Change

Last 4 Weeks

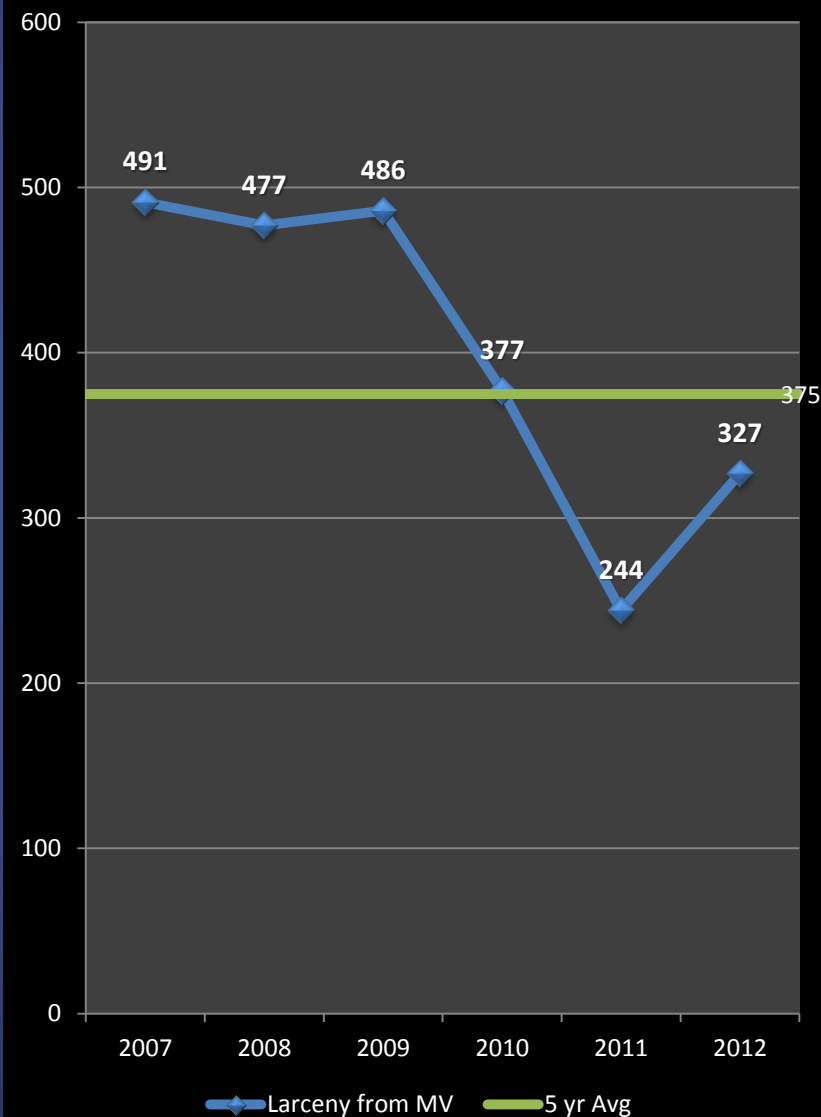
+23%

Previous Year

+34%

5 Year Average

-13%





Larceny from Motor Vehicle Hot Spots in 2012

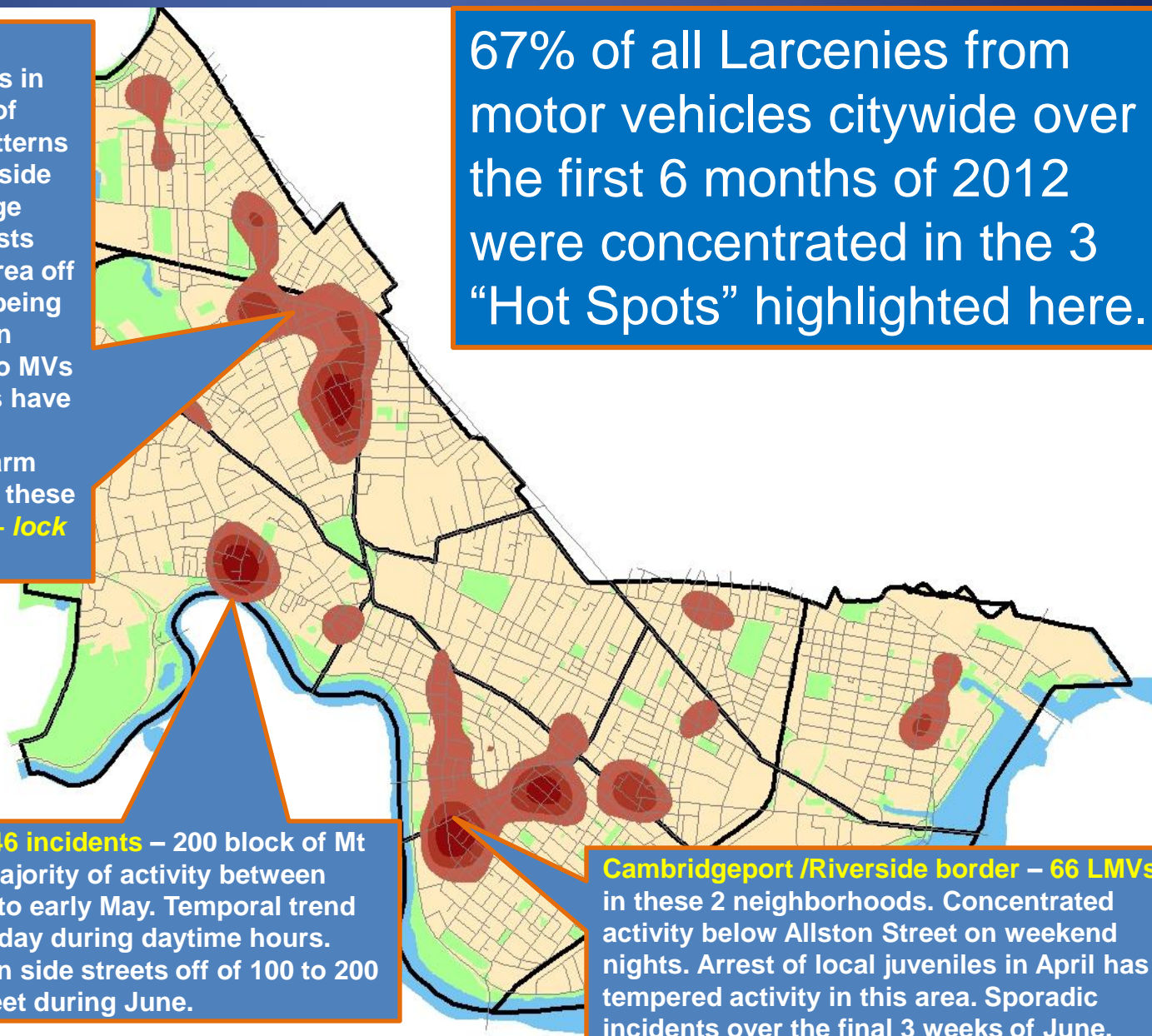
Cambridge Police BridgeStat

North Cambridge / Peabody – 66 thefts in the first 10 weeks of year (107 YTD). Patterns along Walden and side streets off of Rindge Ave. Series of arrests have cooled this area off – the most recent being on Walker Street on 5/21/12. Breaks into MVs on weekend nights have been a persistent problem during warm weather months in these areas. **Be vigilant – lock vehicles!!**

67% of all Larcenies from motor vehicles citywide over the first 6 months of 2012 were concentrated in the 3 “Hot Spots” highlighted here.

West Cambridge – 46 incidents – 200 block of Mt Auburn & Brattle. Majority of activity between middle of February to early May. Temporal trend of incidents on Sunday during daytime hours. Increased activity on side streets off of 100 to 200 block of Brattle Street during June.

Cambridgeport /Riverside border – 66 LMVs in these 2 neighborhoods. Concentrated activity below Allston Street on weekend nights. Arrest of local juveniles in April has tempered activity in this area. Sporadic incidents over the final 3 weeks of June.





Larceny from Motor Vehicles

What can we do?

Police Response Strategy:

- Cambridge Police are focused on prevention of these crimes by increasing officer visibility in targeted areas.
- Citizens are encouraged to take the proper precautions to protect their vehicles and their belongings by doing everything possible to not make their vehicles easy targets.



Citizen Response Strategy:

- Citizens are asked to take the following precautions to protect themselves, their vehicles, and their belongings from theft:
 - **Take extra care when out doing your shopping.**
 - Make sure all of your car doors are locked when you leave your vehicle.
 - If you are **approached by a suspicious person** while you are in your vehicle, **sound your horn to attract attention.**
 - **NEVER LEAVE VALUABLES EXPOSED IN YOUR CAR.**
 - If you must leave packages or valuables in your car, **place them in the trunk of under a blanket to conceal them**
 - Visit our website for more tips to keep your vehicles and belongings at www.CambridgePolice.org/SafetyTips



LARCENY: *from Person*

Emerging Patterns

- When compared to the first 6 months of 2011, larcenies from person are up 53%. The 5-year average is normally around 154 incidents; the total thus far in 2012 is up 29% over this average.
- In the past 4 weeks, there have been 38 larcenies from person, which is consistent with the previous 4 weeks. The majority of these, 42%, have taken place in Harvard Sq. The predominant scenario for this criminal enterprise is the theft of laptops, cell phones, and wallets from victims dining in the early afternoon between the hours of **12:00PM and 2:30PM** or later in the day from **5:30PM to 11PM**.
- One location in Harvard Square was hit 4 times in the 4 week period and is a persistent hot spot.

Percent Change

Last 4 Weeks

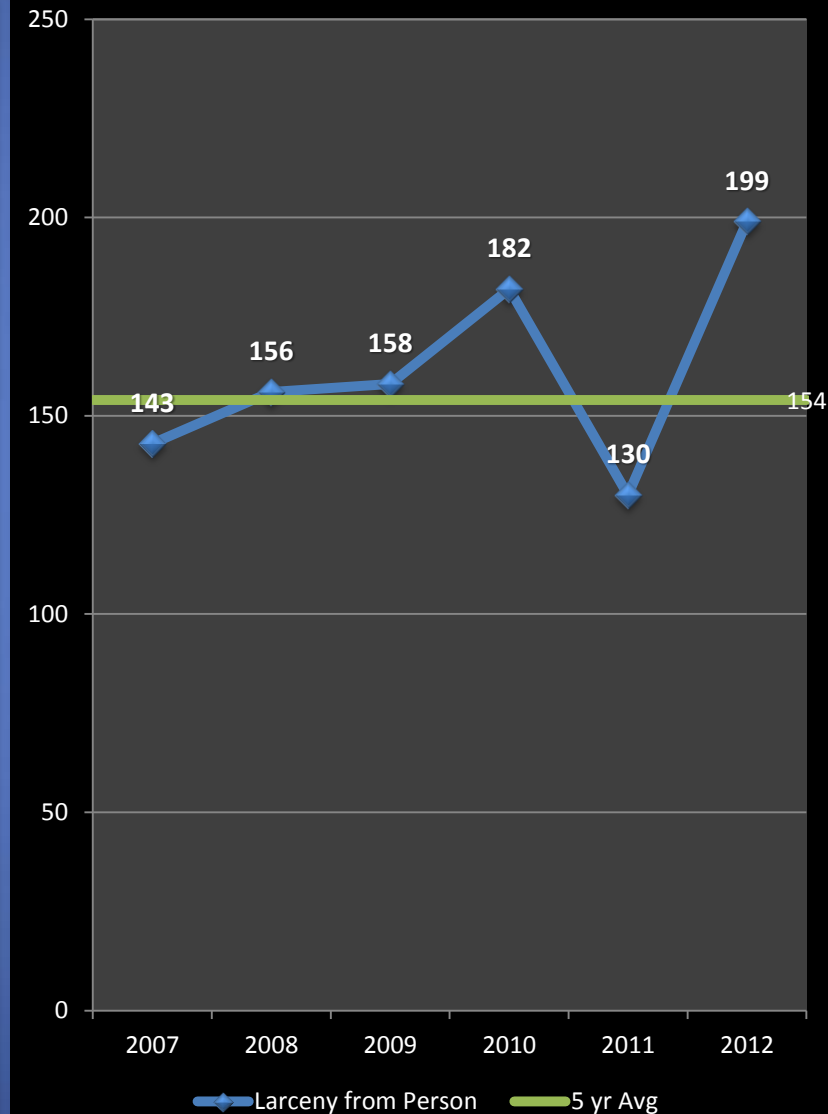
0%

Previous Year

+53%

5 Year Average

+29%





LARCENY: of Bicycle

No Patterns

- The 5-year weighted average of bicycle thefts for the first 6 months of the year is 113. At this point in 2012, there have been 136 bikes stolen, which is 20% above the norm. The total thus far in 2012 is also 10% above the number reported during the first 6 months of 2011, which can be attributed at least in part to the mild and relatively snowless winter we experienced this year.
- The majority of thefts involve bikes that are locked but are left out in the open (locked to public bike racks or sign poles, for example).
- There were 43 bike thefts reported during the month of June. Cambridgeport, Mid-Cambridge, and North Cambridge experienced the most thefts, with 7 each.
- **The neighborhoods that have reported the highest number of thefts thus far in 2012 are: Cambridgeport (27), Mid Cambridge (16), East Cambridge (13), Peabody (13), and Riverside (12).**

Percent Change

Last 4 Weeks

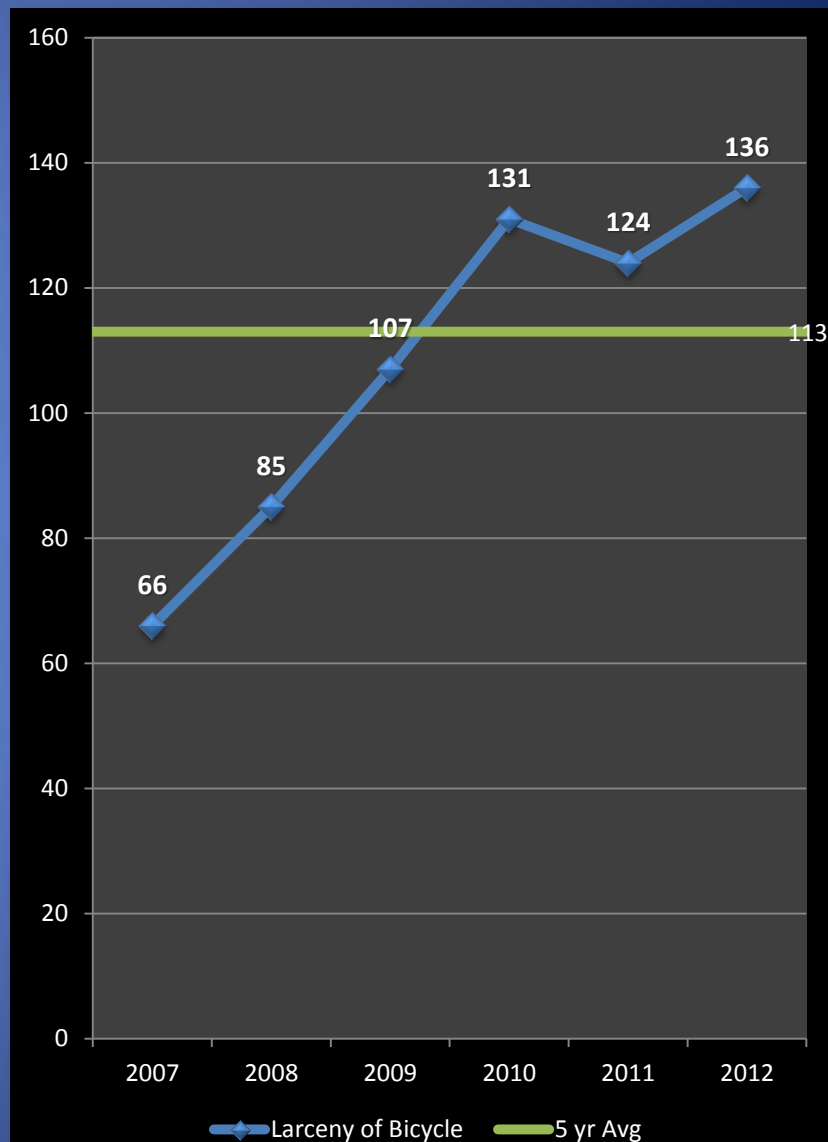
+36%

Previous Year

+10%

5 Year Average

+20%





Larceny of Bicycles:

What Can We Do?

Police Response Strategy:

- Bicyclists stopped for infractions will be reminded to use lights when biking at night, wear helmets under the age of 16, and other safety tips to promote safer biking in the city.



Citizen Response Strategy:

- Bicyclists should register their bicycles online at the CPD website
- For more information about bicycle safety, proper locking, and how to register your bicycle with the police, visit:
www.CambridgePolice.org/CommunityResources.
 - Click on the “Bicycle Safety and Registration” link.
- Stores should be vigilant in recording serial numbers and customer information on sales.
- Universities should encourage students to register their bikes and distribute information on the correct locking procedures.



AUTO THEFT

Emerging Pattern

- The projected 5-year weighted average assigned to auto theft for the first 6 months of the year is 88 incidents; there were 68 cars stolen from January to July 2nd of 2012, translating to a 23% decline. When measured versus the same time period in 2011, we are consistent with both years having 68 thefts to this point.
- Currently, there is a regional trend of the theft of scooters and motorcycles. In the most recent 4 weeks, Cambridge has had 9 such thefts, which accounts for the 56% increase in auto thefts over the previous 4 weeks. The majority of the scooters were locked at the time of the theft. On 2 occasions in Cambridge, and once in Quincy, a van or U-haul truck has been seen during the theft. The next slide contains information on the makes and models most likely to be stolen.
- Year to date, 53% (36) of the stolen autos have been recovered.

Percent Change

Last 4 Weeks

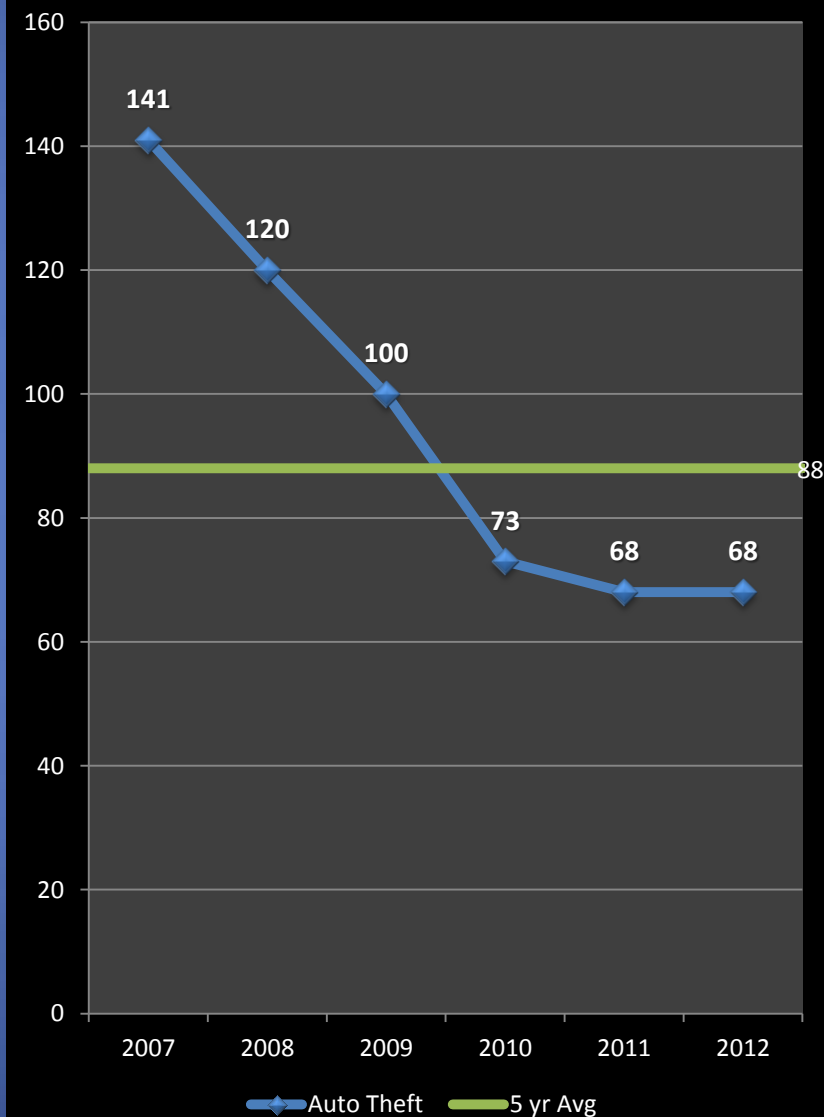
+56%

Previous Year

0%

5 Year Average

-23%





Scooter & Motorcycle Thefts

4 thefts were reported between 6/28-7/1 at Cambridge Ctr, Columbia & Suffolk, Essex St (later recovered nearby), and Harvard St.

There has been a recent increase in motor scooter / motorcycle thefts regionally. Scooter and motorcycle thefts always peak during summer months. Likewise, sales have been on the rise.

Some ways in which residents can take extra measures to deter theft are:

- Always lock the motorcycle / scooter to a stationary object; if possible lock it in more than one way.
- Park in well lit areas.
- Garage it, if possible.
- Cover the motorcycle / scooter whenever possible.

Below are some recently targeted vehicles types:



Yamaha YZF - \$11,210



Suzuki GSXR - \$11,030



Honda CBR
- \$9,645



Tao Tao Scooter
- ~\$700



Kymco Scooter
- \$1,250



Help Prevent Crime

And keep yourself informed!

To receive information from the CPD:

- Sign up with for the **Cambridge Alert Network**, to receive alerts about emerging crime patterns, neighborhood meetings, and crime prevention tips, by visiting www.CambridgeMa.gov/AlertNetwork.
- “Like” the Cambridge Police Department on Facebook at www.facebook.com/CambridgePolice
- Follow [@CambridgePolice](https://twitter.com/CambridgePolice) on Twitter.
- Visit our website at www.CambridgePolice.org for valuable information and reports including the Daily Log and BridgeStat, which is published on the first Friday of every month.
- Download our new “MyPD” smartphone app at www.CambridgePolice.org/MyPD.

To Share Information with the CPD:

- Call our Non-Emergency Telephone Number at **617-349-3300**.
 - Every call for service generates a police response, so help drive our resources by reporting things that seem suspicious or out of the ordinary.
- Send an Anonymous TEXT-A-TIP:
 - Send an ANONYMOUS text message to **Tip411 (847411)**. Begin your message with Tip650 and then type your message. You will receive a response from the Cambridge Police with the option to continue communicating. Please remember that this is not a replacement for 9-1-1. **If you witness an emergency situation, please call 9-1-1 immediately.**
- Send an Anonymous Crime Tip E-Mail at www.CambridgePolice.org/Tips



Questions?

- Our detailed Annual Crime Report will contain full data for 2011 and will be released in the coming weeks.
- We welcome all questions, comments, and suggestions.
- Please direct your feedback to:
BridgeStat@CambridgePolice.org.
- To review previous editions of BridgeStat, visit our website at www.CambridgePolice.org/BridgeStat.