



Cambridge Police Department BridgeStat

March 2013

Produced by the Crime Analysis Unit



Part I Total Crime

- Serious crime in Cambridge slipped downward by 33% when compared with 2012, and when measured against the 5-year weighted average for this timeframe, a 25% decline has been recorded.
- Over the past 4 weeks, there has been a 26% increase in Part I crimes with 35 more incidents having been reported.
- For the first time thus far in 2013, both violent and property crime recorded increases over the past month. However, both the year-to-date totals and the 5-year averages are down considerably.

	<u>4 Week Snapshot</u>			<u>Year to Date</u>			<u>Five Year</u>	
	2/5 - 3/4	3/5 - 4/1	Change	2012	2013	Change	Avg	Change
Total Violent Crime	17	27	59%	96	71	-26%	92	-23%
Total Property Crime	119	144	21%	760	504	-34%	676	-25%
Total Part I Crime	136	171	26%	856	575	-33%	768	-25%



Part I Property Crime

Property crime is registering a 34% decrease below the number reported during this time frame in 2012, and a 25% drop from the 5-year average. The majority of the larceny categories saw increases over the past 4 weeks, but in the long-term view, these categories are still registering decreases. Burglary is down across all 3 comparisons, most notably 38% from 2012.

	<u>4 Week Snapshot</u>				<u>Year to Date</u>				<u>Five Year</u>	
	2/5 - 3/4	3/5 - 4/1	Change		2012	2013	Change		Avg	Change
Burglary	29	23	-21%		130	81	-38%		109	-26%
Commercial Break	2	4	100%		16	7	-56%		18	-61%
Housebreak	27	19	-30%		114	74	-35%		92	-20%
Larceny	87	116	33%		598	408	-32%		536	-24%
Larceny (Misc)	2	3	50%		7	6	-14%		7	-14%
Larceny from Building	19	24	26%		111	98	-12%		99	-1%
Larceny from MV	14	26	86%		178	108	-39%		166	-35%
Larceny from Person	15	22	47%		95	65	-32%		80	-19%
Larceny from Residence	11	9	-18%		66	30	-55%		51	-41%
Larceny of Bicycle	4	8	100%		37	23	-38%		26	-12%
Larceny of Plate	1	0	-100%		6	3	-50%		9	-67%
Larceny of Services	0	1	IN-CALC		2	5	150%		5	0%
Shoplifting	21	23	10%		96	70	-27%		93	-25%
Auto Theft	3	5	67%		32	15	-53%		31	-52%
Total Property Crime	119	144	21%		760	504	-34%		676	-25%



Part I Violent Crime

- The projected 5-year weighted average for violent crime in Cambridge for the first quarter of the year is 92 incidents. During the first 3 months of 2013, there were 71 violent crimes recorded in Cambridge, 25 incidents below last year (-26%) and 21 incidents under the total forecasted for the first quarter of the year (-23%).
- Just as in the first 3 months of 2012, there were no murders recorded in Cambridge between January and March 2013. All of the other violent crimes: Rape (-14%), Robbery (-32%), and Aggravated Assault (-25%) registered significant declines when compared with the totals for the first quarter of 2012.

	4 Week Snapshot				Year to Date			Five Year	
	2/5 - 3/4	3/5 - 4/1	Change		2012	2013	Change	Avg	Change
Homicide	0	0	IN-CALC		0	0	IN-CALC	0	IN-CALC
Rape	2	1	-50%		7	6	-14%	7	-14%
Robbery	5	6	20%		28	19	-32%	29	-34%
Commercial Robbery	1	1	0%		4	3	-25%	4	-25%
Street Robbery	4	5	25%		24	16	-33%	25	-36%
Aggravated Assault	10	20	100%		61	46	-25%	56	-18%
Total Violent Crime	17	27	59%		96	71	-26%	92	-23%



MURDER

No Patterns

- There have been no murders recorded in Cambridge during 2013.
- Cambridge experienced 1 murder in 2012. On June 3, 2012, 16-year-old Charlene Holmes of Cambridge was shot while on Willow St and later succumbed to her wounds at the hospital. The investigation into this incident remains active, but no arrests have been made to date.

CAMBRIDGE MURDER STATISTICS, 1990-2012

- 48 people murdered in 43 incidents (in 4 of the incidents, 2 or more people were killed)
- 30 victims were male (average age of 33)
- 18 victims were female (average age of 43)
- Most common weapons: handguns (22 incidents) and knives (11 incidents)

Change*

Last 4 Weeks

*IN -CAL

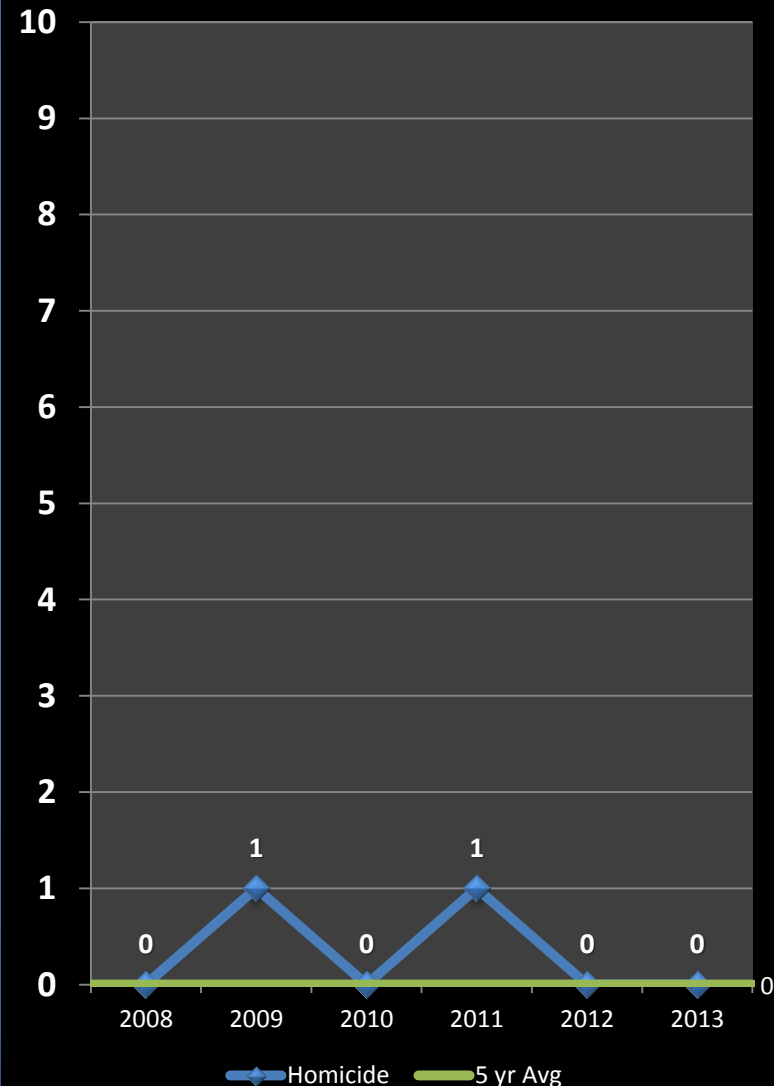
Previous Year

*IN -CAL

5 Year Average

*IN -CAL

*IN -CAL: Percentages are not calculated for numbers so small as to present a statistically misleading percentage.





RAPE

No Patterns

- For the 1st Quarter of 2013, 6 rapes were reported, 1 incident fewer than for the same period in 2012.
- In January, there was a rape that occurred between acquaintances at a Cambridge hotel and remains under investigation. There were 3 reports of rape between family members and acquaintances. The circumstances of the fourth incident are being investigated.
- The first stranger-to-stranger rape of the year was recorded in March. This incident involves a blitz type scenario late at night in Central Square. This case remains under investigation.
- On March 6th, Marcos Colono was found guilty and sentenced to 74 to 85 years in prison for a 2010 home invasion and rape of child in Cambridge. Colono, 35, entered the Pearl Street home on Aug. 26, 2010, and committed the crimes before fleeing.

Percent Change

Last 4 Weeks

-50%

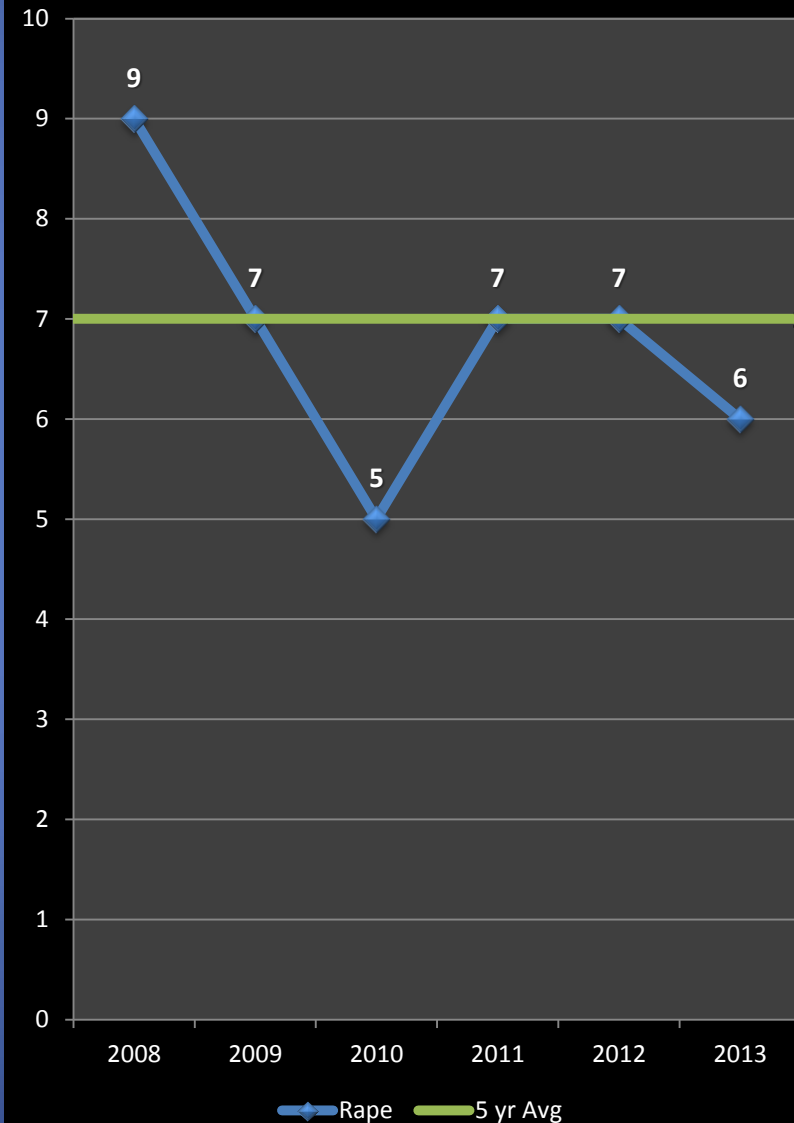
Previous Year

-14%

5 Year Average

-14%

*IN -CAL: Percentages are not calculated for numbers so small as to present a statistically misleading percentage.





AGGRAVATED ASSAULT

No Patterns

- When compared to the first quarter of 2012, aggravated assaults reported a measureable decrease of 25% with 15 fewer incidents counted in 2013. When measuring this violent index crime against the 5-year average for the first three months of this year, there has been a decline of 18%, with 10 fewer crimes below the projected average of 56 assaults.
- Over the past 4 weeks, there was a increase of 10 assaults (+100%) from the total of the previous month. The majority of the upward spiral of this violent crime during March can be attributed to an escalation in the number of domestic assaults (8) and fights related to bar closings and patron disputes on weekend nights in Central Square.

Percent Change

Last 4 Weeks

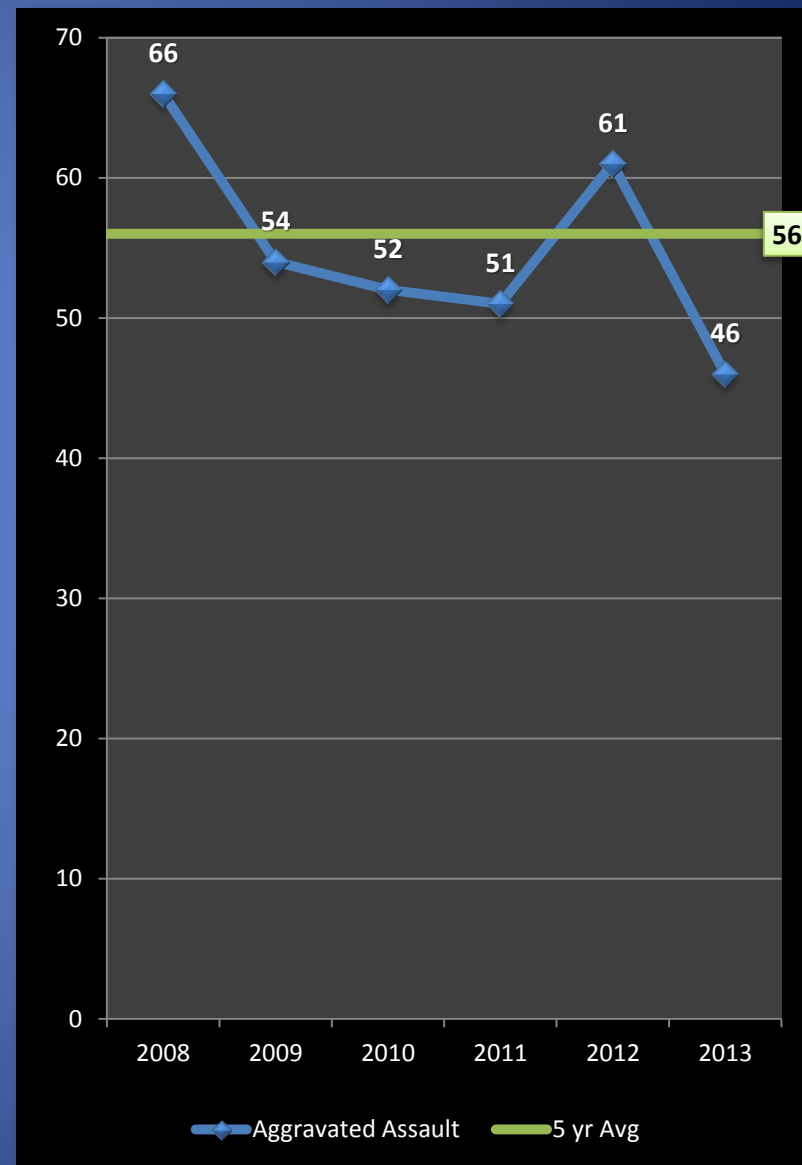
+100%

Previous Year

-25%

5 Year Average

-18%





ROBBERY

No Patterns

- The 5-year average for overall robbery in Cambridge for the first 3 months of the year is 29 incidents. For the first quarter of 2013, 19 robberies were reported to post a dramatic 34% decrease below the projected total. When compared against the 2012 first quarter total, a 32% decline is registered with 9 fewer crimes reported.
- There have been only 3 commercial robberies in 2013 – at a barber shop, a drug store, and a retail establishment in the Galleria. Arrests were made in 2 of the incidents.
- The 2012 total for the year is the lowest number recorded since we started measuring crime in the 1960s. This is 1 crime that is approaching its minimum threshold.

Percent Change

Last 4 Weeks

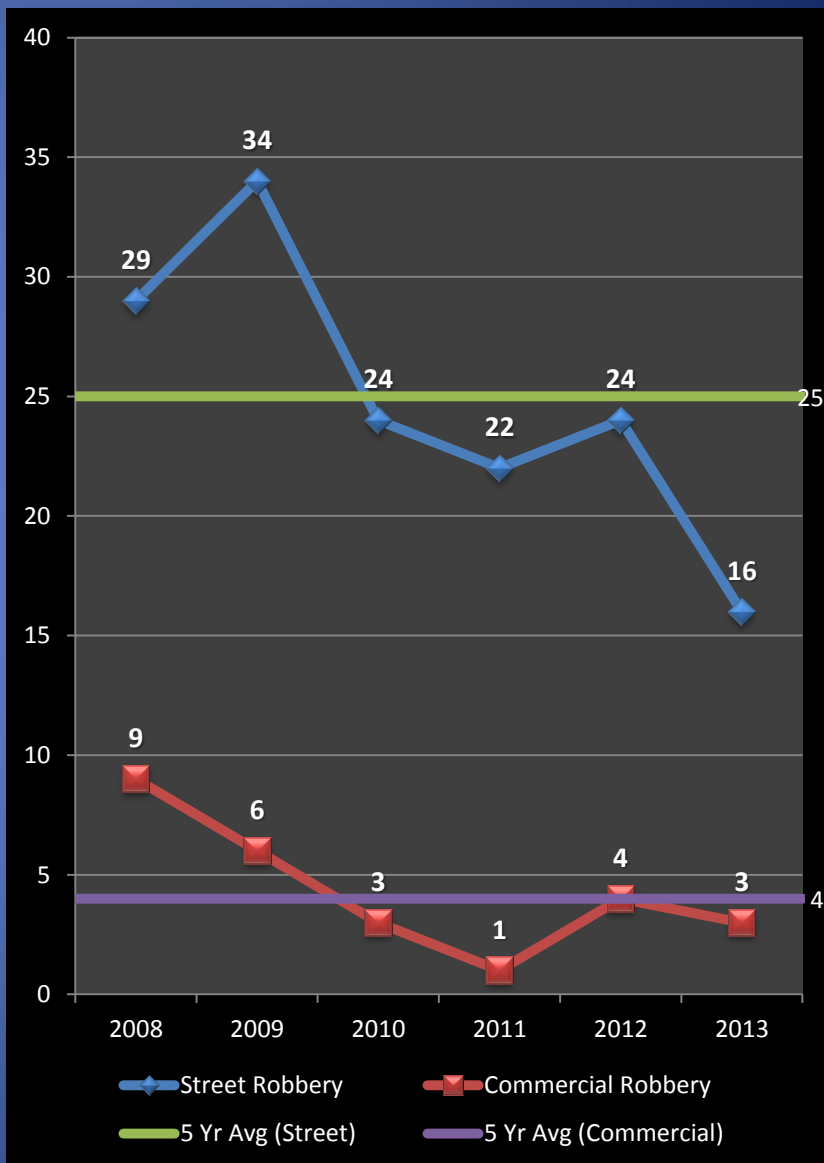
+20%

Previous Year

-32%

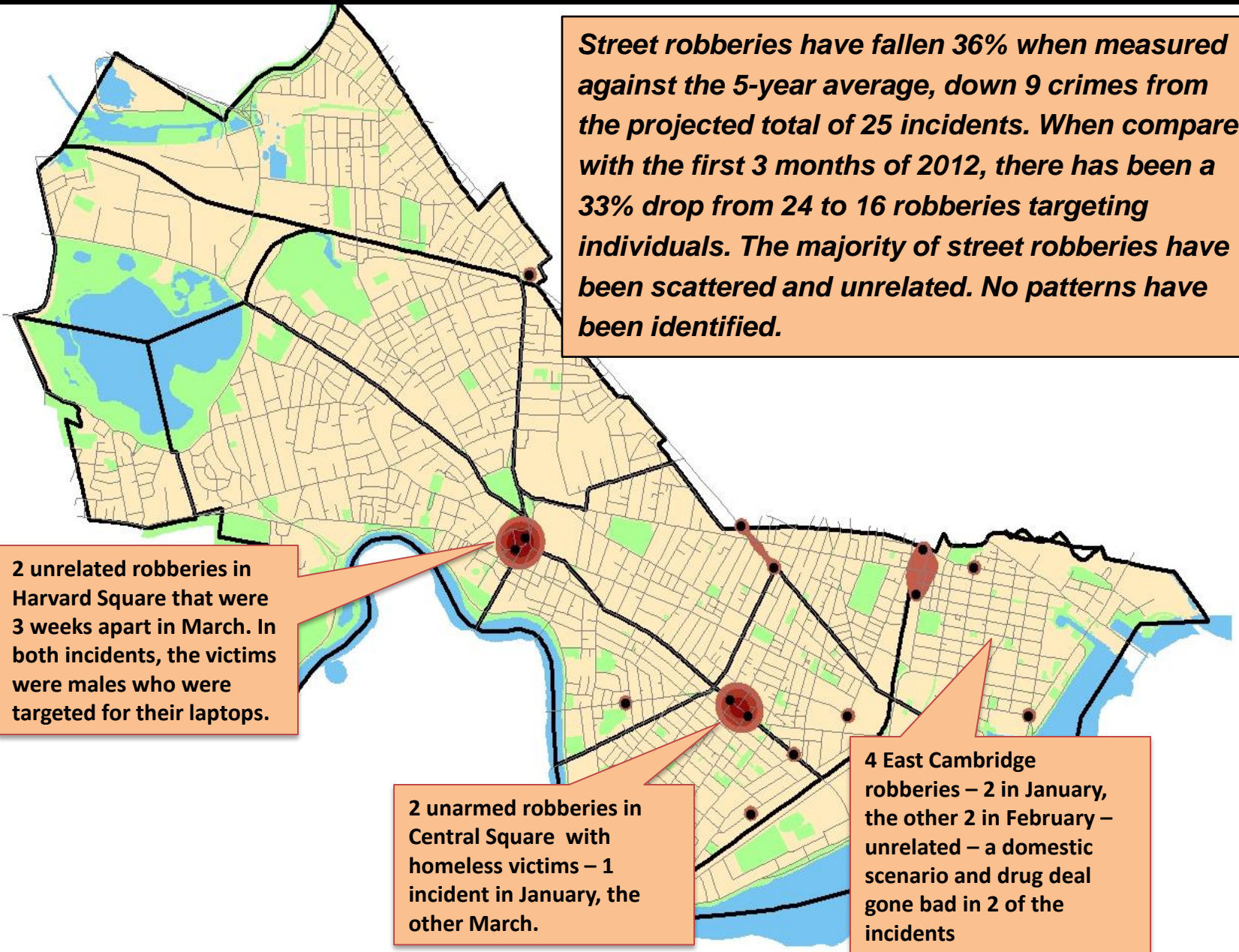
5 Year Average

-34%





Street Robbery Activity: First Quarter 2013





BURGLARY

No Patterns

- During the first quarter of 2013, there were 81 total burglaries (the combination of residential and commercial burglaries) reported in Cambridge. This number is down 38% when compared to last year's first quarter total of 130 and is 26% lower than the 5-year average of 109.
- Commercial burglary has dropped 56% when compared with 2012, with 9 fewer incidents counted, and has dropped 61% when measured against the 5-year average.
- Residential burglaries ("housebreaks") are down 35% from the first quarter total in 2012. They have also dropped 30% (8 incidents) when compared with the previous 4 weeks. Analysis of housebreak activity in Cambridge indicates that the emerging pattern area in the Central Sq periphery has cooled off while the hotspot in West Cambridge continued sporadically into March. A regional uptick in housebreaks over recent weeks has failed to take hold in Cambridge to date.

Percent Change

Last 4 Weeks

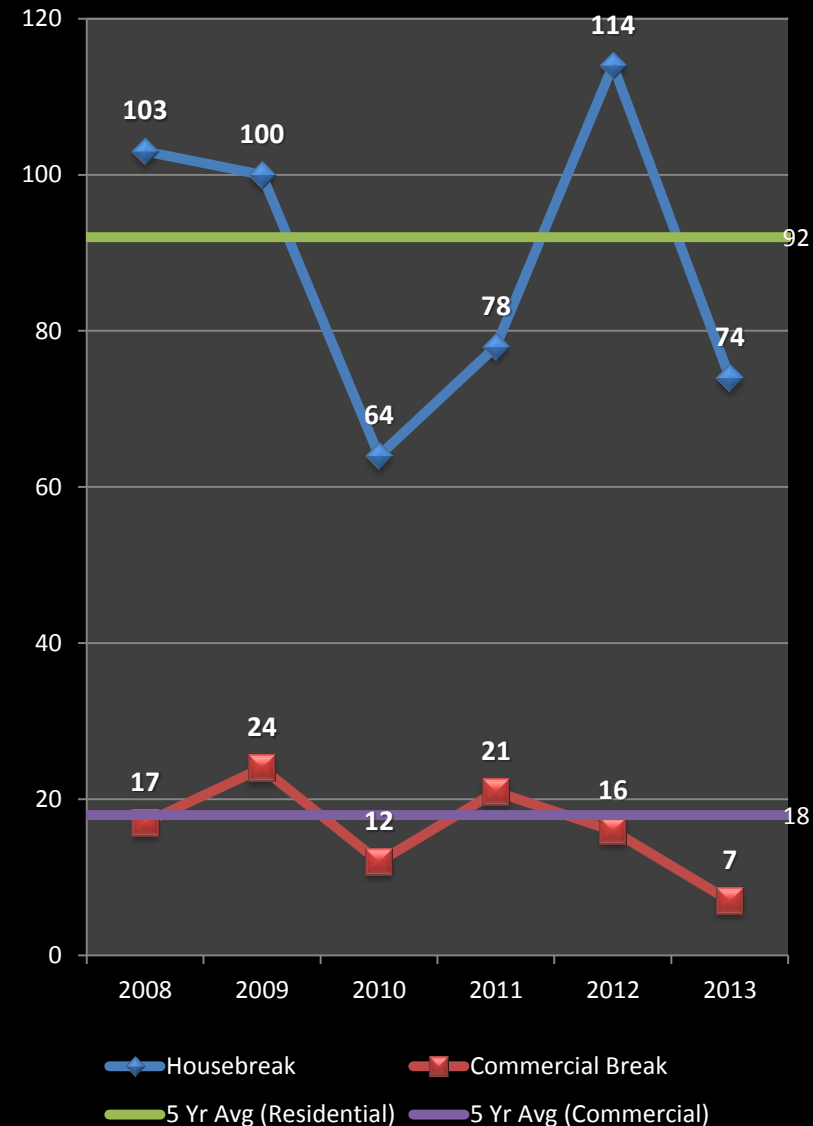
Previous Year

5 Year Average

-21%

-38%

-26%





HOUSEBREAK Activity, 1st Quarter 2013 (Jan – Mar)

Cambridge Police BridgeStat

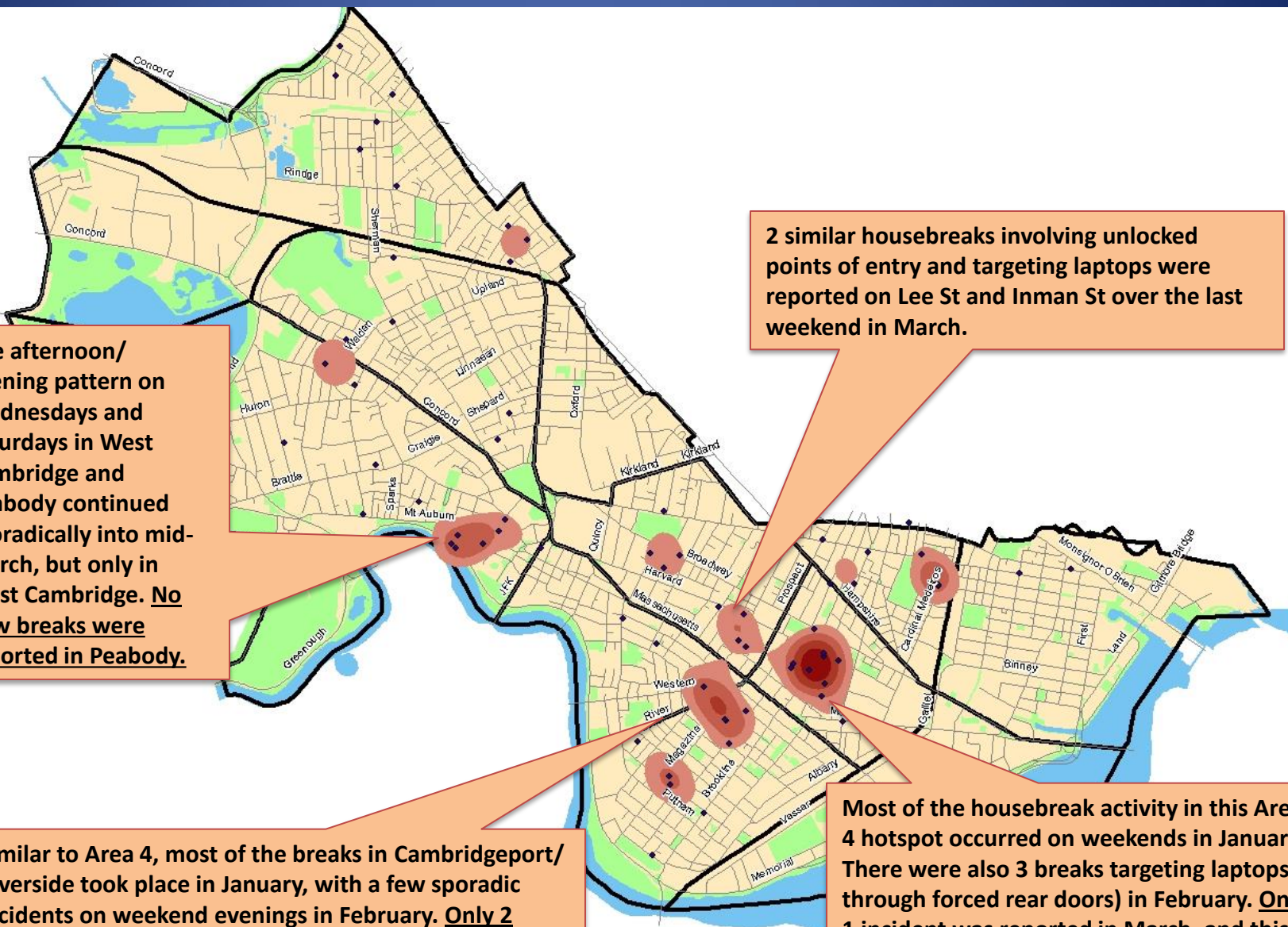
March
2013

The afternoon/evening pattern on Wednesdays and Saturdays in West Cambridge and Peabody continued sporadically into mid-March, but only in West Cambridge. No new breaks were reported in Peabody.

Similar to Area 4, most of the breaks in Cambridgeport/Riverside took place in January, with a few sporadic incidents on weekend evenings in February. Only 2 breaks (including 1 attempt) were reported in late March, both through unlocked rear windows.

2 similar housebreaks involving unlocked points of entry and targeting laptops were reported on Lee St and Inman St over the last weekend in March.

Most of the housebreak activity in this Area 4 hotspot occurred on weekends in January. There were also 3 breaks targeting laptops (2 through forced rear doors) in February. Only 1 incident was reported in March, and this was an attempt with no entry gained.





Housebreaks

What can we do?

Police Response Strategy:

- Cambridge Police have deployed extra patrols to the affected areas in order to combat any recent increases in housebreaks.
- CPD also uses plainclothes officers and detectives in affected areas.



Citizen Response Strategy:

- Citizens are asked to take the following precautions to protect themselves, their homes, and their belongings from burglaries:
 - Try “**casing**” your own home.
 - **ALWAYS lock your doors and windows.** Many housebreaks have occurred through open windows or unlocked doors.
 - **Leave a light on** when you leave.
 - Install motion sensor lights.
 - **NEVER** prop open the door or let someone in behind you.
 - **Be vigilant.** If you suspect suspicious activity, please report it to the police immediately by calling **617-349-3300**.
 - **Document serial numbers** of all electronics and take pictures of all valuables.
 - **Request a Residential Security Survey** from the Cambridge Police Department. For more info, please call **617-349-3236**.
- For more info on how to protect yourself from housebreaks, visit www.CambridgePolice.org/SafetyTips.



LARCENY

No Patterns

- Overall, **larceny during the 1st quarter of 2013 decreased by 32%** when compared with the 1st quarter of 2012 and is down 24% when measured against the five-year weighted average for this time frame.
- The **decrease in larceny from motor vehicles (-39%)** compared to 2012 can likely be attributed to the snow storms in February and March and the arrest of 2 people in January.
- Larcenies from persons citywide have declined 32%** from 2012. Harvard University PD made an arrest on 1/30 of a suspect that may be responsible for numerous thefts in Harvard Sq. Thefts in restaurants in this area cooled to 3 in February and rose slightly to 5 in March.
- Larcenies from buildings are down 12% from 2012** with 13 fewer incidents reported. Incidents had been on the rise in January due to an increased number of locker room thefts and thefts from schools, but after suspects were ID'd for these crimes, only 5 health club thefts and 5 school thefts were reported in February and March.
- In 2013, there have been 23 bike thefts to date, registering a 38% decline from 2012.

Percent Change

Last 4 Weeks

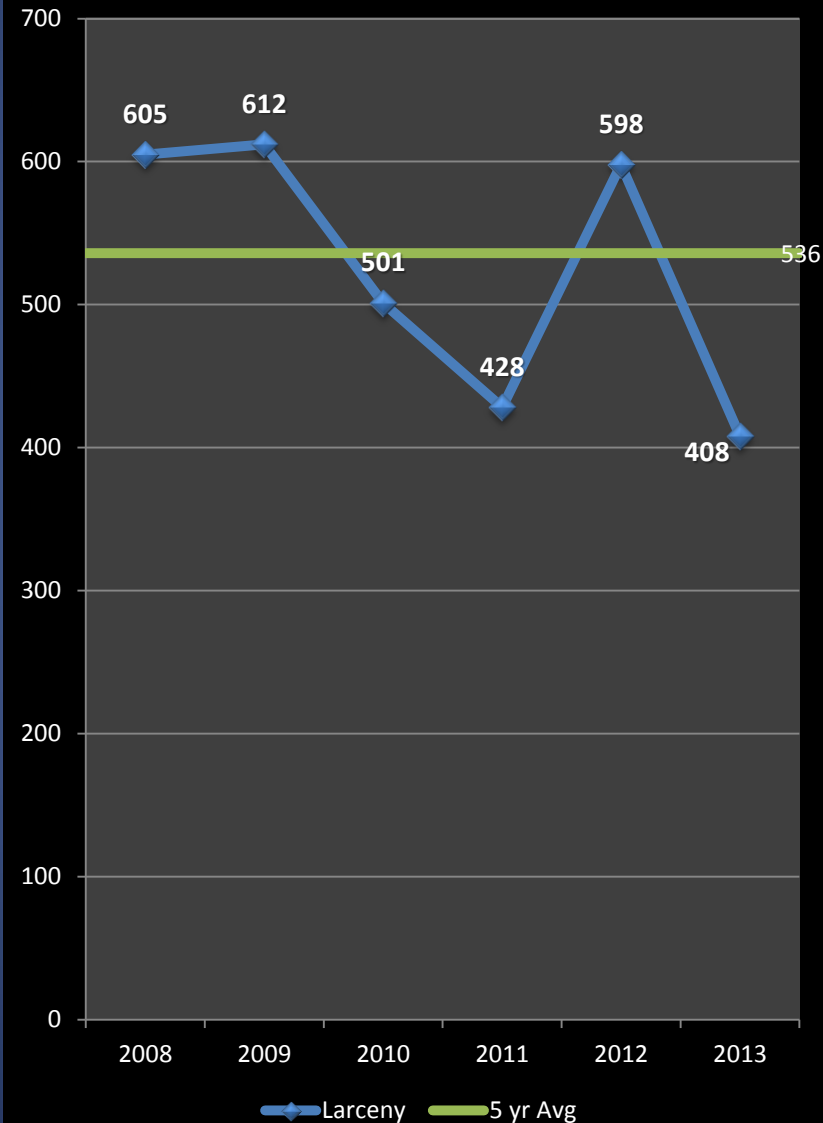
+33%

Previous Year

-32%

5 Year Average

-24%





LARCENY: *from MV*

No Patterns

- Larcenies from MVs in the first quarter of 2013 **are down 39%** when compared with the same time frame in 2012, with **70 fewer thefts recorded**. Larcenies from motor vehicles have **decreased 35%** when compared with the five-year average, with **58 fewer incidents than the norm**. Only when measured against the previous 4 weeks do we see an increase, with thefts from MVs rising 86% (12 more incidents than in February).
- After registering a large increase to start off the year, the large drop in larcenies from motor vehicles that now exists citywide can likely be attributed to the arrest of 2 separate people committing these crimes in January and the multiple snow storms that buried the area in February and March.
- Both of the areas that were experiencing LMV patterns in January (Mid-Cambridge and West Cambridge) have cooled off considerably, with only 8 reported in Mid-Cambridge and 4 in West Cambridge since January. A possible new hotspot may be emerging in the Bishop Allen Dr stretch of Area 4; this area will be monitored.

Percent Change

Last 4 Weeks

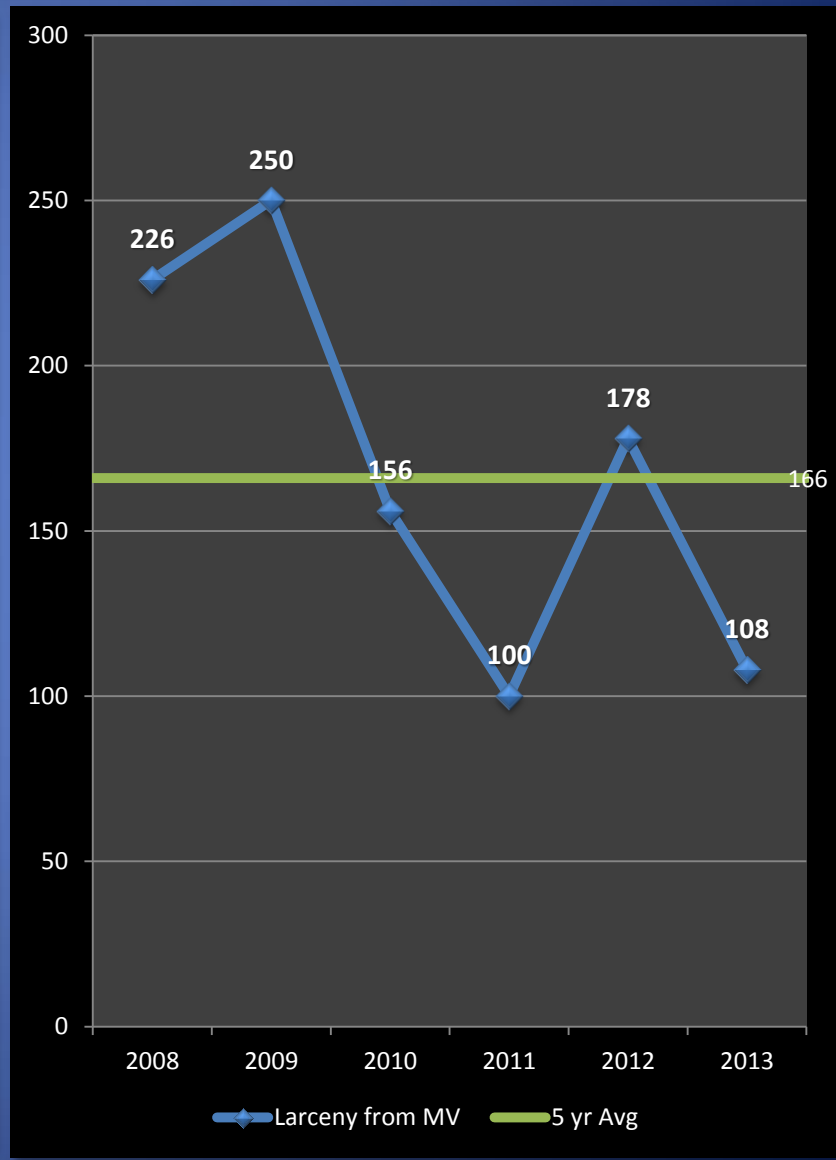
+86%

Previous Year

-39%

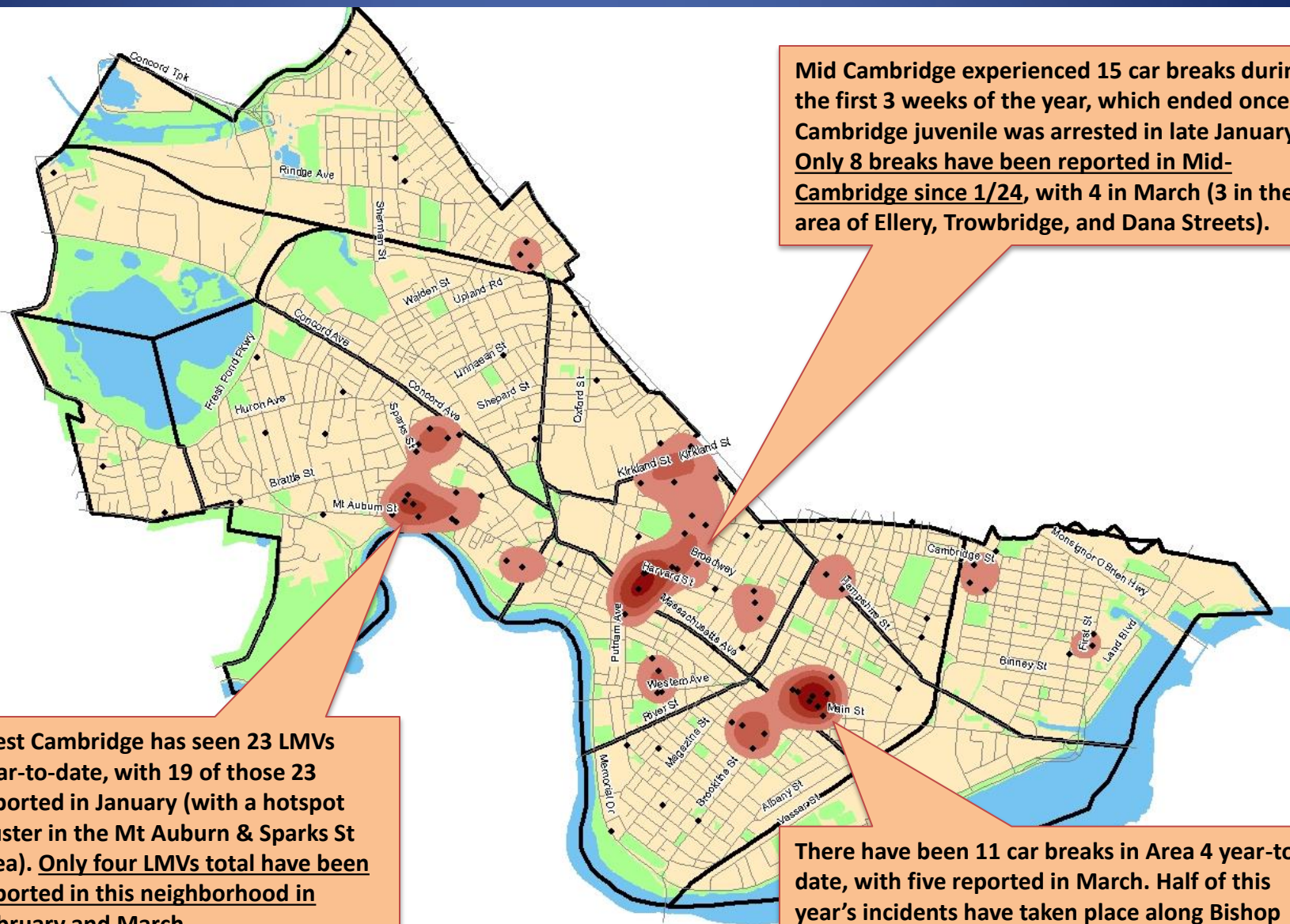
5 Year Average

-35%





LARCENY from MV Activity, 1st Quarter 2013 (Jan – Mar)



Mid Cambridge experienced 15 car breaks during the first 3 weeks of the year, which ended once a Cambridge juvenile was arrested in late January. Only 8 breaks have been reported in Mid-Cambridge since 1/24, with 4 in March (3 in the area of Ellery, Trowbridge, and Dana Streets).

West Cambridge has seen 23 LMVs year-to-date, with 19 of those 23 reported in January (with a hotspot cluster in the Mt Auburn & Sparks St area). Only four LMVs total have been reported in this neighborhood in February and March.

There have been 11 car breaks in Area 4 year-to-date, with five reported in March. Half of this year's incidents have taken place along Bishop Allen Dr (3 during the last week of March, 2 of which were on weekends in the late afternoon).



Larceny from Motor Vehicles

What can we do?

Police Response Strategy:

- Cambridge Police are focused on prevention of these crimes by increasing officer visibility in targeted areas.
- Citizens are encouraged to take the proper precautions to protect their vehicles and their belongings by doing everything possible to not make their vehicles easy targets.



Citizen Response Strategy:

- Citizens are asked to take the following precautions to protect themselves, their vehicles, and their belongings from theft:
 - **Make sure all of your car doors are locked when you leave your vehicle.**
 - **Take extra care when out doing your shopping.**
 - If you are **approached by a suspicious person** while you are in your vehicle, **sound your horn to attract attention.**
 - **NEVER LEAVE VALUABLES EXPOSED IN YOUR CAR.**
 - If you must leave packages or valuables in your car, **place them in the trunk of under a blanket to conceal them**
 - Visit our website for more tips to keep your vehicles and belongings at www.CambridgePolice.org/SafetyTips



LARCENY: *from Person*

No patterns

- When comparing the first quarter of 2013 to the same time frame in 2012, larcenies from persons are down 32%. The five-year average for this larceny type through the first quarter of the year is 80, which is 19% higher than the 65 recorded thus far in 2013.
- In the past 4 weeks, larcenies from the person have risen 47% from 15 in February to 22 in March. Harvard Sq usually accounts for a significant portion of these incidents, particularly thefts from patrons at the many bars and restaurants in the Square (known as "dipper" activity). There were 10 dipper incidents reported in Harvard Sq before a notorious pickpocket was arrested there by Harvard University Police on 1/30. Since then, only 3 of these thefts were reported in February and 5 in March.
- Central Sq saw a slight uptick in thefts in March (rising from 4 in February to 9), with 4 of the reported incidents occurring at restaurants or bars in the area.

Percent Change

Last 4 Weeks

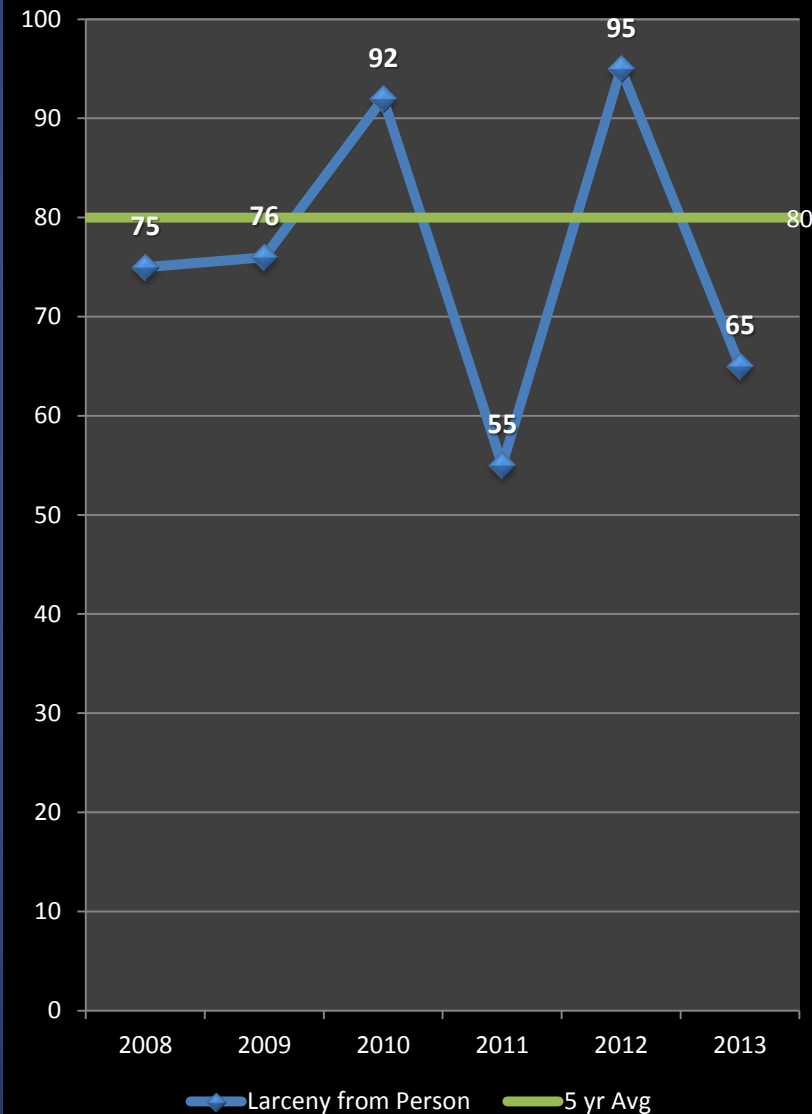
+47%

Previous Year

-32%

5 Year Average

-19%





LARCENY: of Bicycle

No Patterns

- Just as bike ridership drops in the winter (particularly during snowy winters like the one that just ended), so does the rate of bicycle thefts. The 5-year weighted average of bike thefts through the first quarter is 26 incidents and thus far in 2013, Cambridge is registering slightly below that level with 23 reported thefts. There were 14 fewer bikes stolen when comparing 2013 with 2012, resulting in a 38% decrease.
- Of the 9 bike thefts reported during the month of March, the only neighborhood that experienced more than 1 incident was Area 4, which saw 3 in the last 10 days of the month. No patterns have yet emerged.
- As the warmer months arrive, bicyclists should be vigilant and take the proper precautions to protect their property.

Percent Change

Last 4 Weeks

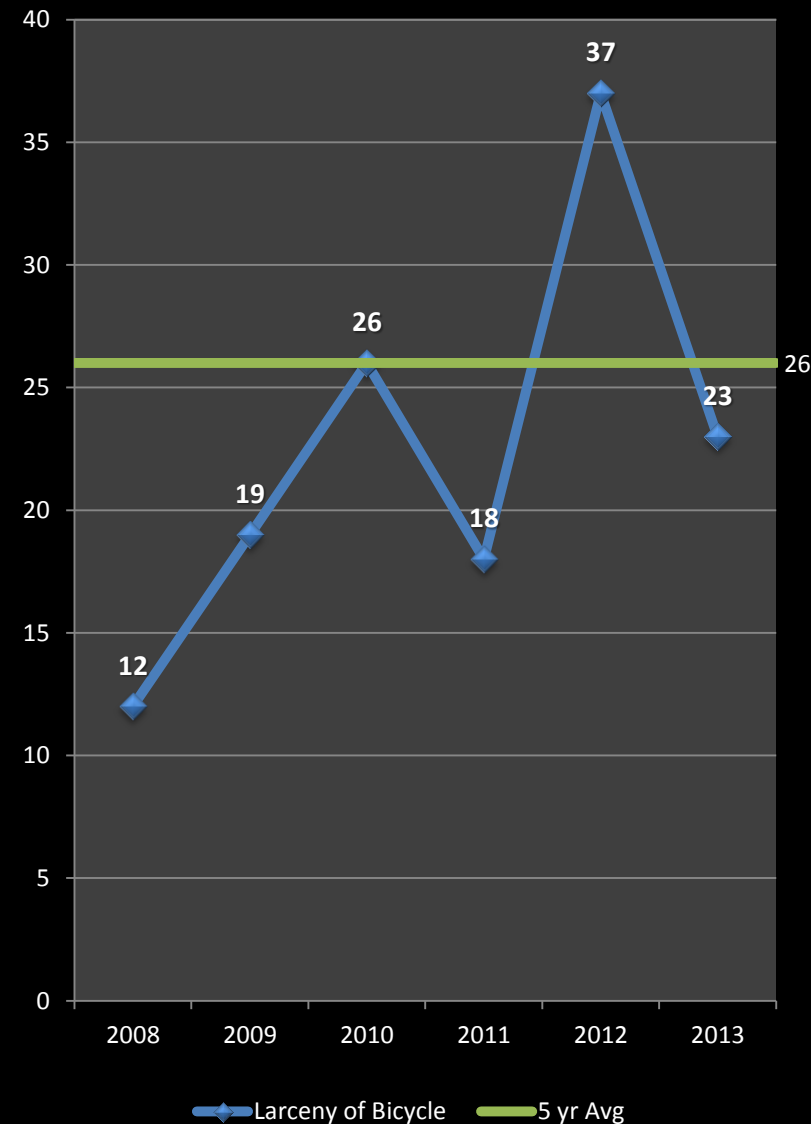
+100%

Previous Year

-38%

5 Year Average

-12%





Larceny of Bicycles:

What Can We Do?

Police Response Strategy:

- Bicyclists stopped for infractions will be reminded to use lights when biking at night, wear helmets under the age of 16, and other safety tips to promote safer biking in the city.



Citizen Response Strategy:

- Bicyclist are encouraged to record their bike's serial number as well as take a picture of their bike to provide to police in the event that it is lost or stolen.
- For information on bicycle safety, visit: www.CambridgePolice.org/CommunityResources.
 - Click on the "Bicycle Safety and Registration" link.
- Stores should be vigilant in recording serial numbers and customer information on sales.
- Universities should encourage students to register their bikes and distribute information on the correct locking procedures.



AUTO THEFT

No patterns

- The projected 5-year weighted average for auto thefts for the first quarter of the year is 31 incidents; there have only been 15 vehicles reported stolen during the first quarter of 2013, translating to a 52% decline. When measured versus this time frame in 2012, there have been 17 fewer auto thefts counted, equaling a 53% drop.
- Since the beginning of the year, Mid-Cambridge has experienced the most auto thefts citywide with 6 incidents (4 in March alone), followed by Riverside with four.
- Year to date, 53% (or 8) of the stolen motor vehicles have been recovered.
- *Car not where you left it? Visit www.CambridgeMA.gov/TowedVehicles to search to see if your vehicle has been towed and where to locate it.*

Percent Change

Last 4 Weeks

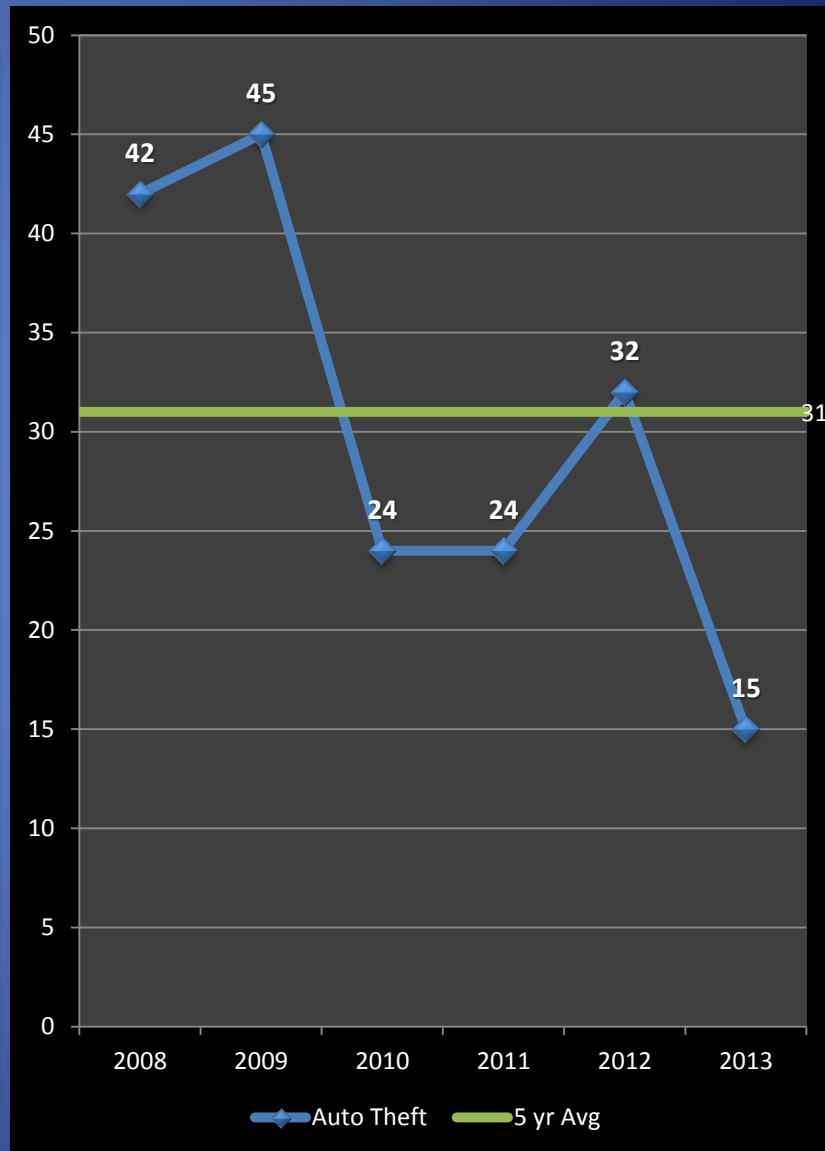
+67%

Previous Year

-53%

5 Year Average

-52%





False Report of Gunman at MIT

- On the morning of February 23, 2013, a report was transmitted to the Cambridge Police Department stating that there was a male with a gun inside an MIT campus building located on Massachusetts Avenue in Cambridge.
- Both MIT and Cambridge **police responded to the scene within minutes** and entered the building to search for any suspects.
- After meticulously searching the building and sealing off the immediate area, police were able to determine that the events that were reported to police **had not taken place.**
- **The department takes false reports very seriously, and there is an ongoing investigation to determine who the person(s) are who were responsible.**
- Anyone with information is asked to call Cambridge Police at 617-349-3300 or visit www.CambridgePolice.org/Tips to share information anonymously via email or text message.
- More information about this incident and the ongoing investigation is available on our [website](#).



Help Prevent Crime

And keep yourself informed!

To receive information from the CPD:

- Sign up with for the **Cambridge Alert Network**, to receive alerts about emerging crime patterns, neighborhood meetings, and crime prevention tips, by visiting www.CambridgeMa.gov/AlertNetwork.
- “Like” the Cambridge Police Department on Facebook at www.facebook.com/CambridgePolice
- Follow [@CambridgePolice](https://twitter.com/CambridgePolice) on Twitter.
- Visit our website at www.CambridgePolice.org for valuable information and reports including the Daily Log and BridgeStat, which is published on the first Friday of every month.
- Download our new “MyPD” smartphone app at www.CambridgePolice.org/MyPD.

To Share Information with the CPD:

- Call our Non-Emergency Telephone Number at **617-349-3300**.
 - Every call for service generates a police response, so help drive our resources by reporting things that seem suspicious or out of the ordinary.
- Send an Anonymous TEXT-A-TIP:
 - Send an ANONYMOUS text message to **Tip411 (847411)**. Begin your message with Tip650 and then type your message. You will receive a response from the Cambridge Police with the option to continue communicating. Please remember that this is not a replacement for 9-1-1. **If you witness an emergency situation, please call 9-1-1 immediately.**
- Send an Anonymous Crime Tip E-Mail at www.CambridgePolice.org/Tips



Questions?

- The complete 2012 Cambridge Police Annual Crime Report will be released to the public next week and made available on our website at www.CambridgePolice.org.
- We welcome all questions, comments, and suggestions.
- Please direct your feedback to: BridgeStat@CambridgePolice.org.
- To review previous editions of BridgeStat, visit our website at www.CambridgePolice.org/BridgeStat.