



Cambridge Police Department BridgeStat

March 2016

Produced by the Crime Analysis Unit

****Preliminary 2015 Year-to-Date numbers are subject to change as data are finalized in the coming weeks.***



Part I Total Crime

A 5% upturn in serious crime has been registered in Cambridge for the first quarter of 2016. From January 1st to March 28th of this year, there were 572 index crimes reported in Cambridge. For the same time period in 2015, the combined total for Murder, Rape, Robbery, Aggravated Assault, Burglary, Larceny & Auto theft was 547 incidents, 25 fewer than this year.

Further analysis of the crime totals for the first quarter of 2016 reveals that while violent crimes registered a 8% decrease with 5 fewer incidents to start the year, property crimes rose 6% with 30 more crimes counted when compared with the first three months of 2015.

The majority of this increase can be attributed to an accession from 44 housebreaks for the first three months of last year to 83 in 2016 which translates to an 89% escalation. Other property related crimes, such as larceny from person, larceny from residence, and theft of bicycles also reported higher numbers when compared with the first quarter of last year.

	4 Week Snapshot				Year to Date				Five Year	
	2/2 - 2/29	3/1 - 3/28	Change		2015	2016	Change		Avg	Change
Total Violent Crime	22	16	-27%		61	56	-8%		69	-19%
Total Property Crime	145	164	13%		486	516	6%		510	1%
Total Part I Crime	167	180	8%		547	572	5%		579	-1%



Part I Property Crime

Analysis of property crime totals for the first quarter of 2016 reveals a 6% incline when measured against the 2015 totals and a slight 1% step above the five-year average. The most significant statistic for the first three months of the year was the 89% surge in housebreaks driving the 6% increase in overall property crimes. When comparing the last four weeks to the previous four weeks, the property crime categories of housebreaks (+21%), larceny of bicycles (+180%, or 9 more thefts), and shoplifting (+53%) were the prime contributors to a 13% increase over the February numbers.

	4 Week Snapshot			Year to Date			Five Year	
	2/2 - 2/29	3/1 - 3/28	Change	2015	2016	Change	Avg	Change
Burglary	29	35	21%	62	96	55%	77	25%
Commercial Break	5	6	20%	18	13	-28%	15	-13%
Housebreak	24	29	21%	44	83	89%	62	34%
Larceny	109	123	13%	405	396	-2%	413	-4%
Larceny (Misc)	2	0	-100%	14	5	-64%	8	-38%
Larceny from Building	21	21	0%	93	76	-18%	91	-16%
Larceny from MV	28	22	-21%	123	87	-29%	114	-24%
Larceny from Person	12	15	25%	36	47	31%	52	-10%
Larceny from Residence	20	20	0%	50	64	28%	44	45%
Larceny of Bicycle	5	14	180%	11	30	173%	16	88%
Larceny of Plate	2	2	0%	3	5	67%	5	0%
Larceny of Services	0	0	IN-CALC	3	1	-67%	3	-67%
Shoplifting	19	29	53%	72	81	13%	78	4%
Auto Theft	7	6	-14%	19	24	26%	20	20%
Total Property Crime	145	164	13%	486	516	6%	510	1%



Part I Violent Crime

The projected 5-year weighted average for violent crime in Cambridge for the first quarter of the year is 69 incidents. Through March 28th of this year, there were 56 violent crimes recorded in the City, **5 incident below last year (-8%) and 13 serious crimes under the total forecasted for the first three months of the year (-19%).**

The first murder of 2016 in Cambridge occurred on the night of March 22nd when Armando Hernandez Jr., 30, of Belmont was killed by gunfire on Mt. Auburn St. just before 10 PM. Another victim, who was also shot, received serious injuries. Cambridge Police believe this shooting was not random and the victim was likely targeted.

The street robbery total of 12 incidents, **up 33% when compared with last year and down 8% (one incident) below the five-year average**, is typical of the first quarter trend that this crime has produced since 2010. The violent crime categories of commercial robbery (-57%) and aggravated assault (-18%) recorded declines for the first three months of 2016.

	4 Week Snapshot				Year to Date				Five Year	
	2/2 - 2/29	3/1 - 3/28	Change		2015	2016	Change		Avg	Change
Homicide	0	1	IN-CALC		0	1	IN-CALC		1	0%
Rape	4	2	-50%		6	8	33%		6	33%
Robbery	7	3	-57%		16	15	-6%		19	-21%
Commercial Robbery	0	1	IN-CALC		7	3	-57%		5	-40%
Street Robbery	7	2	-71%		9	12	33%		13	-8%
Aggravated Assault	11	10	-9%		39	32	-18%		44	-27%
Total Violent Crime	22	16	-27%		61	56	-8%		69	-19%



MURDER

No Patterns

- The first murder of 2016 in Cambridge occurred on the night of March 22nd when Armando Hernandez Jr., 30, of Belmont was killed by gunfire on Mt. Auburn St. just before 10 PM. Area residents said they heard 10 or 11 gunshots. A second victim was hospitalized with a leg wound.

Cambridge Police believe that this shooting was not random and the victim was likely targeted. This case remains under investigation as detectives check surveillance video and interview witnesses. This murder was the first in Cambridge since last September.

There were three murders in Cambridge in 2015.

- On April 14th, 2015, Carlos D. Colina was arraigned in Middlesex District Court and was charged with the April 4th murder of Jonathan Camilien, 26, of Somerville, in an apartment on Binney St.
- On August 24th, Roosselin Altidor, 25, of Medford was arraigned in Cambridge District Court on a charge of murder in connection with a homicide in Cambridge on Wednesday, August 12. Rasaun Nichols, 31, of Cambridge, was killed by gunshots while in a vehicle in the area of Newtowne Court.
- Antwan Gonsalves, 33, of Cambridge was arrested on September 24th and charged with murder in connection with a homicide that involved a stabbing in Central Square on the night of September 12, 2015. Killed was Tywann Jones, 35, of Roxbury.

Percent Change*

Last 4 Weeks

InCalc

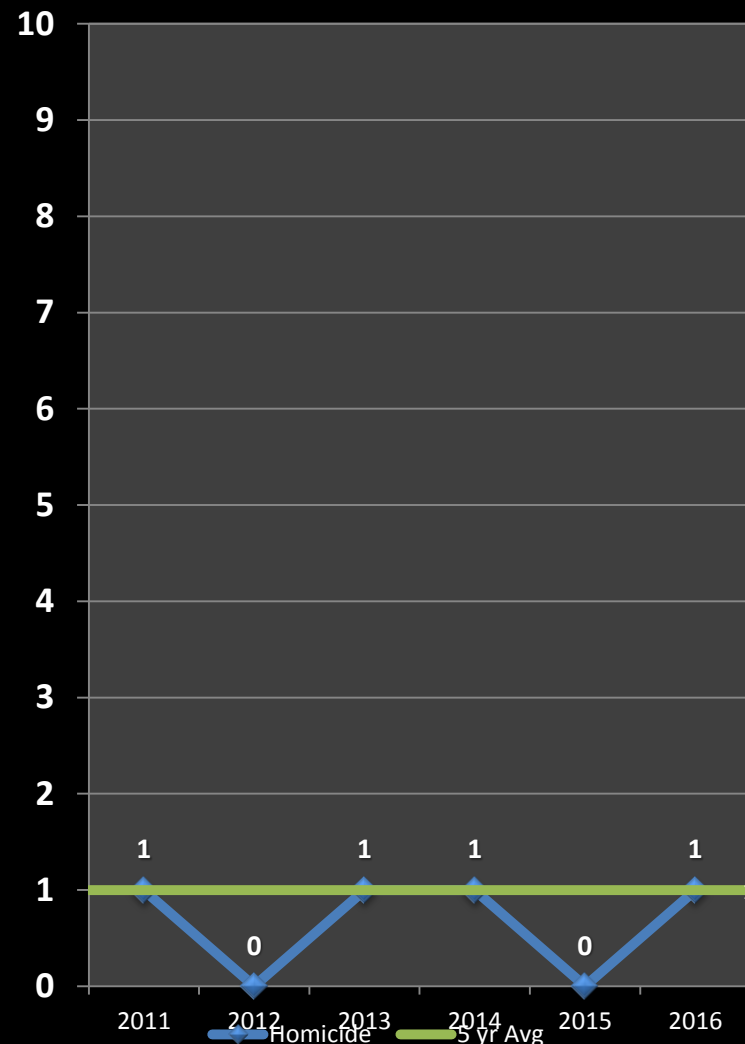
Previous Year

InCalc

5 Year Average

0%

*IN -CAL: Percentages are not calculated for numbers so small as to present a statistically misleading percentage.





Characteristics of Murder in Cambridge

For the 30-year period between 1960 and 1989, the City of Cambridge averaged slightly less than five murders per year. The annual average since 1990 has fallen to approximately two per year. Trend analysis over recent years points to two recurring murder scenarios in Cambridge: domestic murder, in which one family member is brutally killed by another in a homicidal rage, and the murder of young males by a handgun or knife in acts of retaliatory street violence.

Cambridge Murder Statistics, 1990-2015

- 56 people murdered in 51 incidents (in 4 of the incidents, 2 or more people were killed)
- 37 victims were male (average age of 34)
- 19 victims were female (average age of 41)
- Most common weapons: handguns (25 incidents) and knives (14 incidents)
- 15 of the 48 cases are still under investigation or remain unsolved
- 24 of the 30 cases since 2000 have been cleared by arrest or by the death of the suspect, including all three murders in both 2013 and 2015, and one of the two murders in 2014.



Unsolved Murders: 1999 to 2015

Cambridge Police BridgeStat

Colin Burton, 30, of Dorchester, was shot and killed outside of Hi - Fi Pizza on Mass Ave in Central Square on September 18th, 1999. Burton was talking with the occupants of a Ford Explorer when the subject in the passenger seat fired through the window. Two suspects fled the scene. The case remains under active investigation.



September 18, 1999, Mass Ave



April 5, 2002, Mass Ave

Ian Gray, 19, of Mattapan, was in an argument outside of the Rhythm & Spice restaurant that spilled out onto Mass Ave. A suspect that had left the scene returned with a group of people and a fight ensued. A knife was produced during the altercation and four gunshots were fired, fatally wounding Gray. This case remains open.

On June 17th, 2002 at 7:00PM, **Ricardo Williams**, 27, of Malden, was found in the driver's seat of a motor vehicle suffering from a gunshot wound to his face. Williams was taken to CCH where he was pronounced dead. This case remains open.



June 17, 2002, Windsor St.

Anyone with information about these crimes is asked to contact CPD at 617-349-3370.



Unsolved Murders: 1999 to 2015

Cambridge Police BridgeStat

Jason Ellcock, 33, of Malden, formerly of Cambridge and father of three, was found with multiple gunshot wounds in front of the driveway to 364 Rindge Ave at 3:05 AM on the night of June 16th, 2009. He was pronounced dead at the scene. This incident remains under investigation.



June 16, 2009, Rindge Ave



March 12, 2011, Brookline St.

James Lauture, 30, of Cambridge, was sitting in a vehicle near Brookline and Watson Streets just after midnight on Saturday, March 12th, 2011, when an unknown gunman opened fire. The occupants in the car were able to drive to Central Square. Lauture died from multiple gunshot wounds. The other man in the vehicle survived. This case remains open.

On June 3rd, 2012, **Charlene Holmes**, 16, of Cambridge, was shot while sitting on a porch on Willow St. She later succumbed to her wounds at the hospital. The investigation into this incident remains active, but no arrests have been made to date.



June 3, 2012, Willow St



July 3, 2014, Windsor Street.

On July 3rd, 2014, at 10:00 PM, **Kensley David**, 22, suffered a single gunshot wound to the head while on Windsor Street. Investigators believe that the incident was not random. This case remains under investigation

Anyone with information about these crimes is asked to contact CPD at 617-349-3370.



RAPE

No Patterns

- There have been eight rapes reported in Cambridge during the first quarter of 2016, a number that is two higher than the same time period last year. Three of the incidents this year have been classified as acquaintance rapes, one as a domestic, two as contact crimes, and the final two have yet to be classified and remain under investigation. There have been no stranger-to-stranger rapes recorded in Cambridge during the first quarter of 2016.
- The final count of Rapes in Cambridge for 2015 that was submitted to the FBI was 25 crimes, one more (+4%) than in 2014.
- The following is the breakdown of Rape classifications in Cambridge in 2015: one stranger-to-stranger, eleven involving acquaintances, nine contact situations, two domestic sexual assault, and two blitz scenarios.
- The only stranger-to-stranger incident reported in 2015 involved the following case: there was a blitz attack reported in the early morning hours of 7/24/15. A woman reported that she was the victim of an attempted sexual assault in West Cambridge. The victim was walking home from a friend's house alone. The victim was able to fend off the attacker and the suspect fled the area. Cambridge Police Department detectives are actively investigating this incident. A citywide alert was issued in response to this incident.

Percent Change*

Last 4 Weeks

-50%

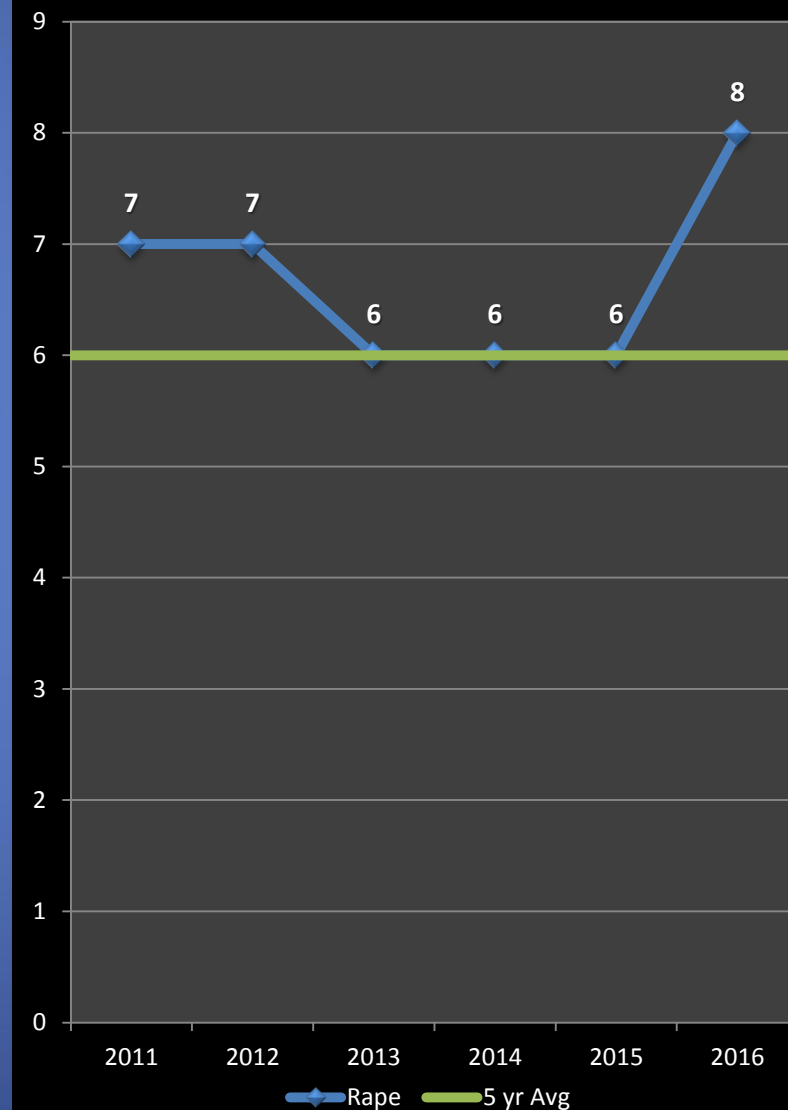
Previous Year

+33%

5 Year Average

+33%

*IN -CAL: Percentages are not calculated for numbers so small as to present a statistically misleading percentage.





AGGRAVATED ASSAULT

No Patterns

- The aggravated assault total for the first quarter of 2016 indicates an 18% decline below last year with seven fewer crimes reported. The projected five –year average for assaults for the first quarter of the year is 44 incidents; this year's total represents a 27% decline below that forecast. When compared to the previous four weeks, there has been a slight drop from eleven incidents to ten assaults.
- The 32 aggravated assaults over the first three months of 2016 were composed of the following classifications: three fights among acquaintances; eleven domestic situations; five juvenile assaults; three unprovoked scenarios; three bar brawls; a psychotic episode; two homeless scenarios; a confrontation between a shop owner and a patron; and a misunderstanding at a workplace, and the assault of a police officer.
- The final calculations for 2015 indicate that there were 186 aggravated assaults reported, two incidents more than in 2014. When measuring this violent index crime against the 5-year average for the final annual total, there has been a decline of 13%, with 28 crimes below the projected average of 214 aggravated assaults.

Percent Change

Last 4 Weeks

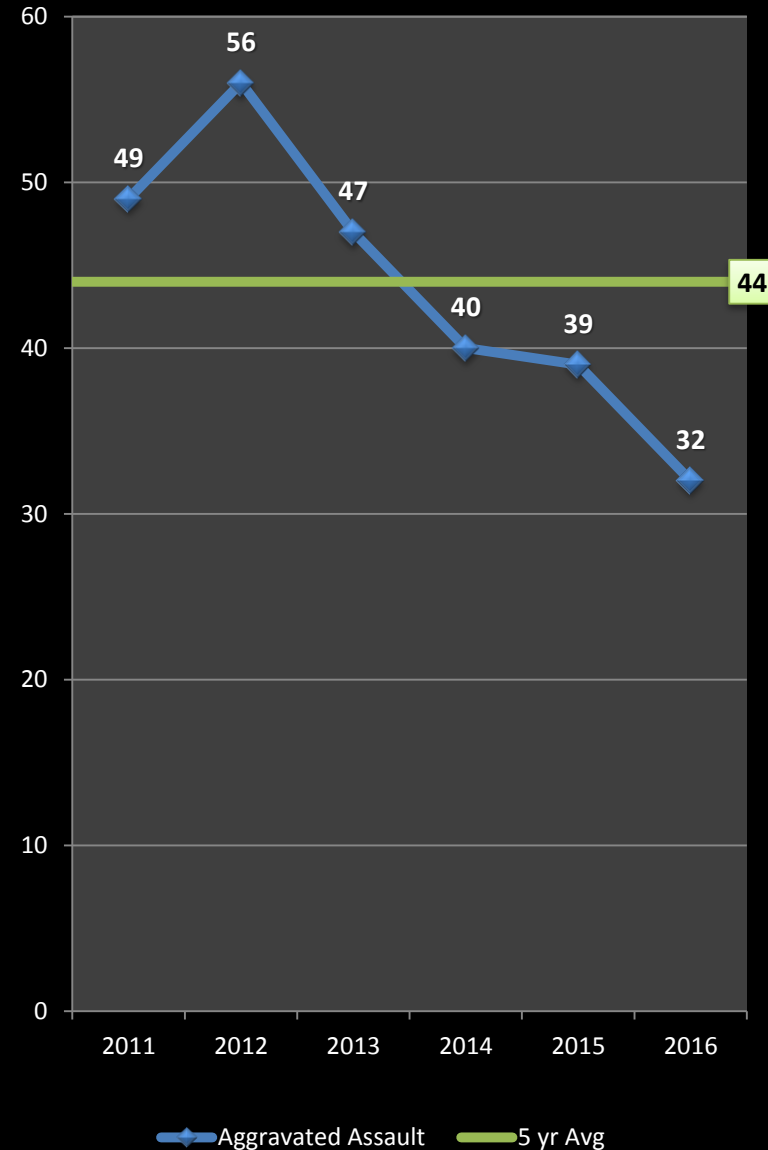
-9%

Previous Year

-18%

5 Year Average

-27%





Geographic Breakdown of Aggravated Assaults: 1st Quarter of 2016

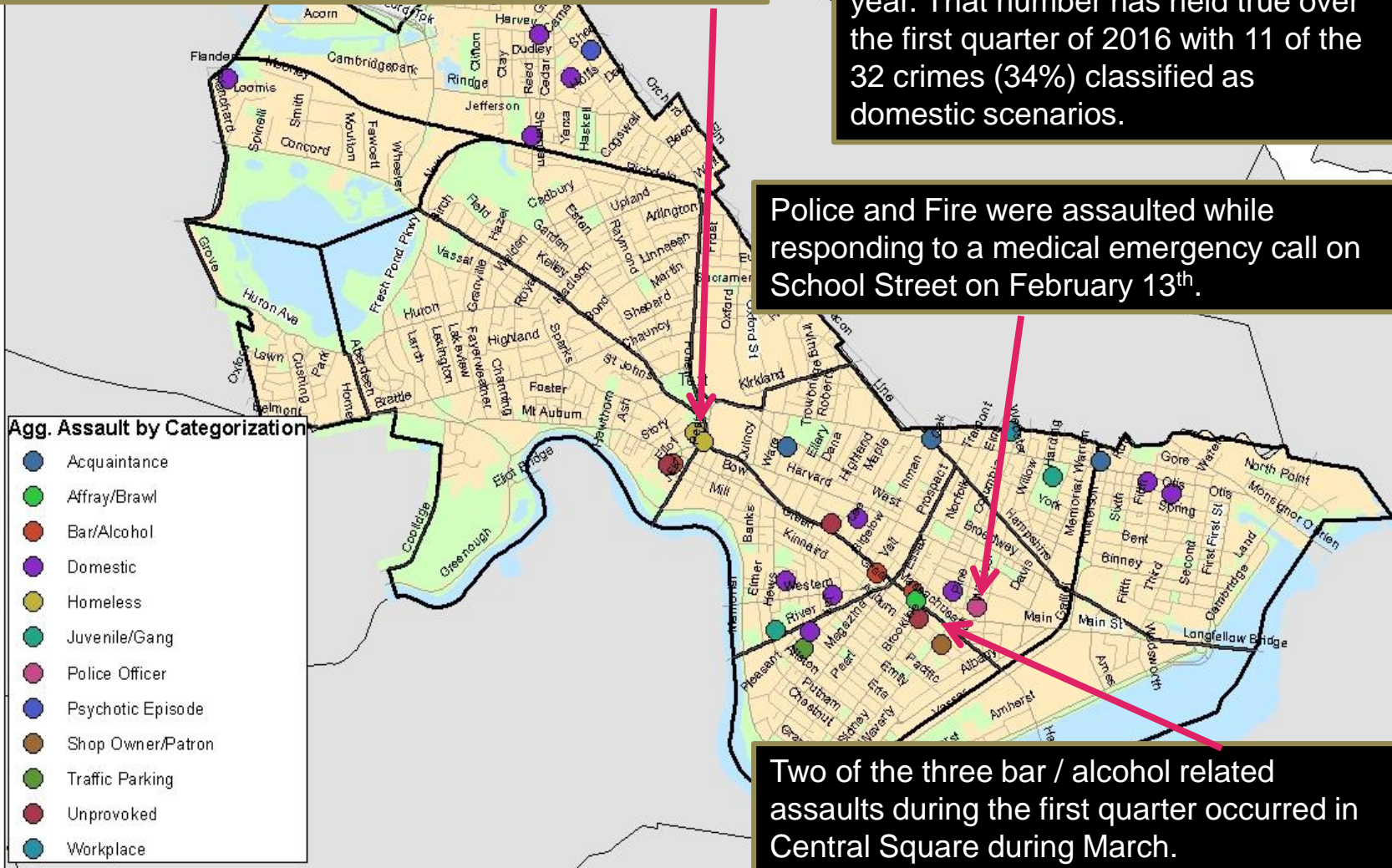
One of the more serious assaults during the first quarter involved a homeless man stabbing another homeless individual outside a shelter in Harvard Square on March 19th.

Past trends indicate that Domestic Violence invariably accounts for 30-40% of all assaults in the City each year. That number has held true over the first quarter of 2016 with 11 of the 32 crimes (34%) classified as domestic scenarios.

Police and Fire were assaulted while responding to a medical emergency call on School Street on February 13th.

Agg. Assault by Categorization

- Acquaintance
- Affray/Brawl
- Bar/Alcohol
- Domestic
- Homeless
- Juvenile/Gang
- Police Officer
- Psychotic Episode
- Shop Owner/Patron
- Traffic Parking
- Unprovoked
- Workplace



Two of the three bar / alcohol related assaults during the first quarter occurred in Central Square during March.



ROBBERY

No Patterns

- The 5-year average for overall robbery in Cambridge for the first quarter of the year is 19 incidents. For the first twelve weeks of 2016, 15 robberies were recorded, which translates to a 21% decline below the forecasted total and one incident (-8%) below the number reported over the first 3 months of 2015.
- The first-quarter street robbery total of 12 incidents is up 33% when compared with last year, but is down 8% below the five-year average of 13 crimes. The 2015 total of robberies was exceptionally low (fewest for the first three months of the year in recent memory) and were most likely a byproduct of the below-average temperatures and historical snow cover that curtailed pedestrian activity.
- After going nearly two months in the city without a commercial robbery being recorded, two shoplifting incidents escalated into violent crimes on the last weekend in January 2016. There were no commercial robberies reported during February and an attempted robbery at the Star Market on Sidney Street in March.

Percent Change

Last 4 Weeks

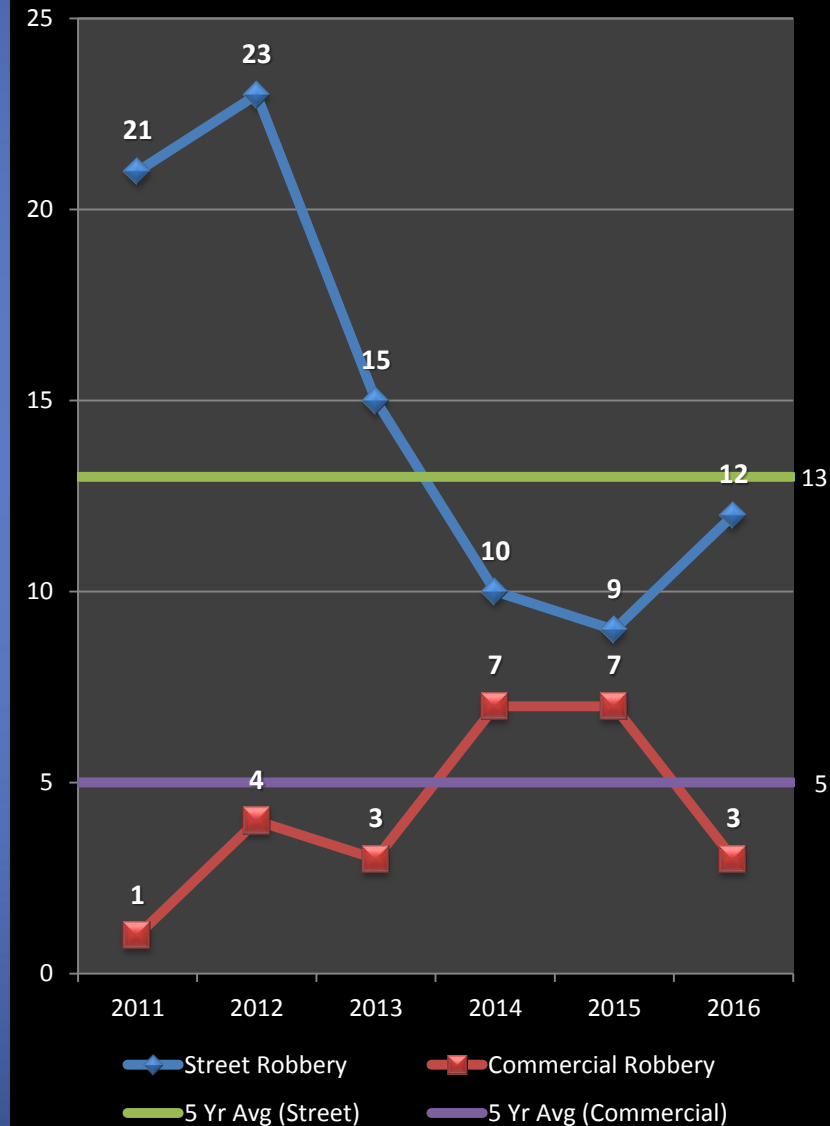
-57%

Previous Year

-6%

5 Year Average

-21%





Geographic Breakdown of **Commercial** & **Street** Robberies: First Quarter of 2016

Street Robbery – unarmed robberies at 341 Rindge on 2.23.16 and Cambridgepark Drive on 2.24.16 - unrelated

Street Robbery – predatory robbery of female at Prospect & Harvard on 2.15.16

Commercial Robbery – escalation of shoplifting incident at Columbia Street convenience store on 1.29.16

Street Robbery – male juvenile robbed by other juveniles outside Galleria on 1.30.16 @ 8:30PM

Street Robbery – Mass & Trowbridge on 2.9.16

Street Robbery – 4 unrelated, strong-arm robberies in Central Square @ 1.1.16, 2.19.16, 2.24.16, 3.24.16

Comm. & Street Robbery

Day of Week

- Friday
- Monday
- Saturday
- Thursday
- Tuesday
- Wednesday

Commercial Robbery – escalation of shoplifting incident at Memorial Drive grocery store on 1.29.16

Street Robbery – worker robbed outside business on Second Street on 1.11.16 @ 10AM

Commercial Robbery – attempted unarmed robbery at the Star Market on 3.17.16



Burglary

Emerging Pattern

- The property index crime of burglary, the combination of residential and commercial breaks, has shot up 25% in 2016 when compared to the five-year average, with 19 additional incidents reported over the projected total of 77 breaks, and has escalated 55% when compared with last year's total for the first quarter of the year, with 34 more burglaries recorded.
- Housebreaks have mushroomed from 44 incidents during the first quarter of 2015 to 83 in 2016, up 89%. At the present time, the Crime Analysis Unit is closely monitoring sporadic weekend night activity in the neighborhoods surrounding Central Square. Extra patrols have been allocated and alerts have been issued.
- There have been 13 commercial breaks in Cambridge over the first three months of 2016 as compared to 18 during the first quarter last year. The only identifiable series of related commercial breaks in the City were between 2100 to 2500 blocks of Mass Ave in North Cambridge in the middle of February. Sporadic breaks into offices in Harvard and Central Square surfaced as a potential problem in March.

Percent Change

Last 4 Weeks

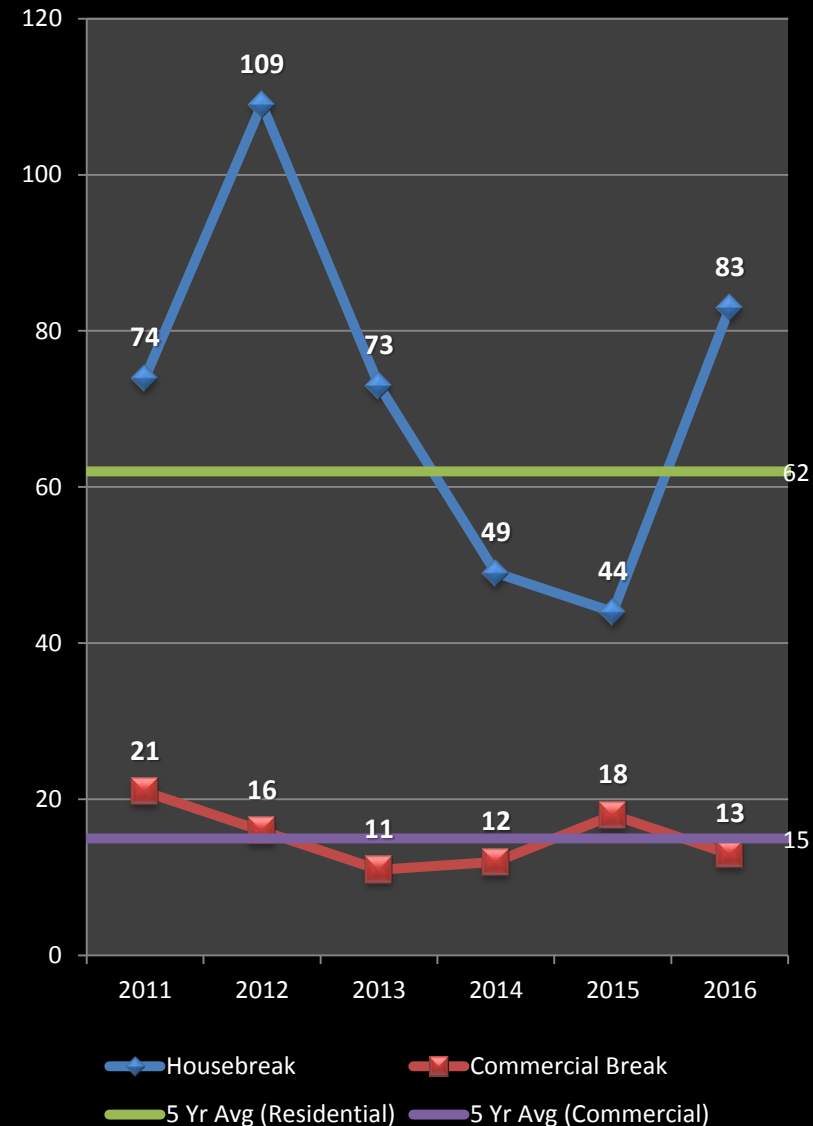
Previous Year

5 Year Average

+21%

+55%

+25%





Geographic Breakdown of Housebreaks: First Quarter of 2016

Only 18% of the housebreaks occurred in the neighborhoods west of Harvard Square (Agassiz, Peabody, North Cambridge, West Cambridge, Strawberry Hill and Highlands) during the first quarter of 2016. This geographic area usually accounts for 35 to 40% of this crime type annually.

The Crime Analysis Unit is monitoring a series of weekend night breaks in the Port neighborhood in the 200 block of Harvard, lower Columbia and Essex. Entry gained by prying of front doors with electronic items the target. Extra patrols have been directed to this area.

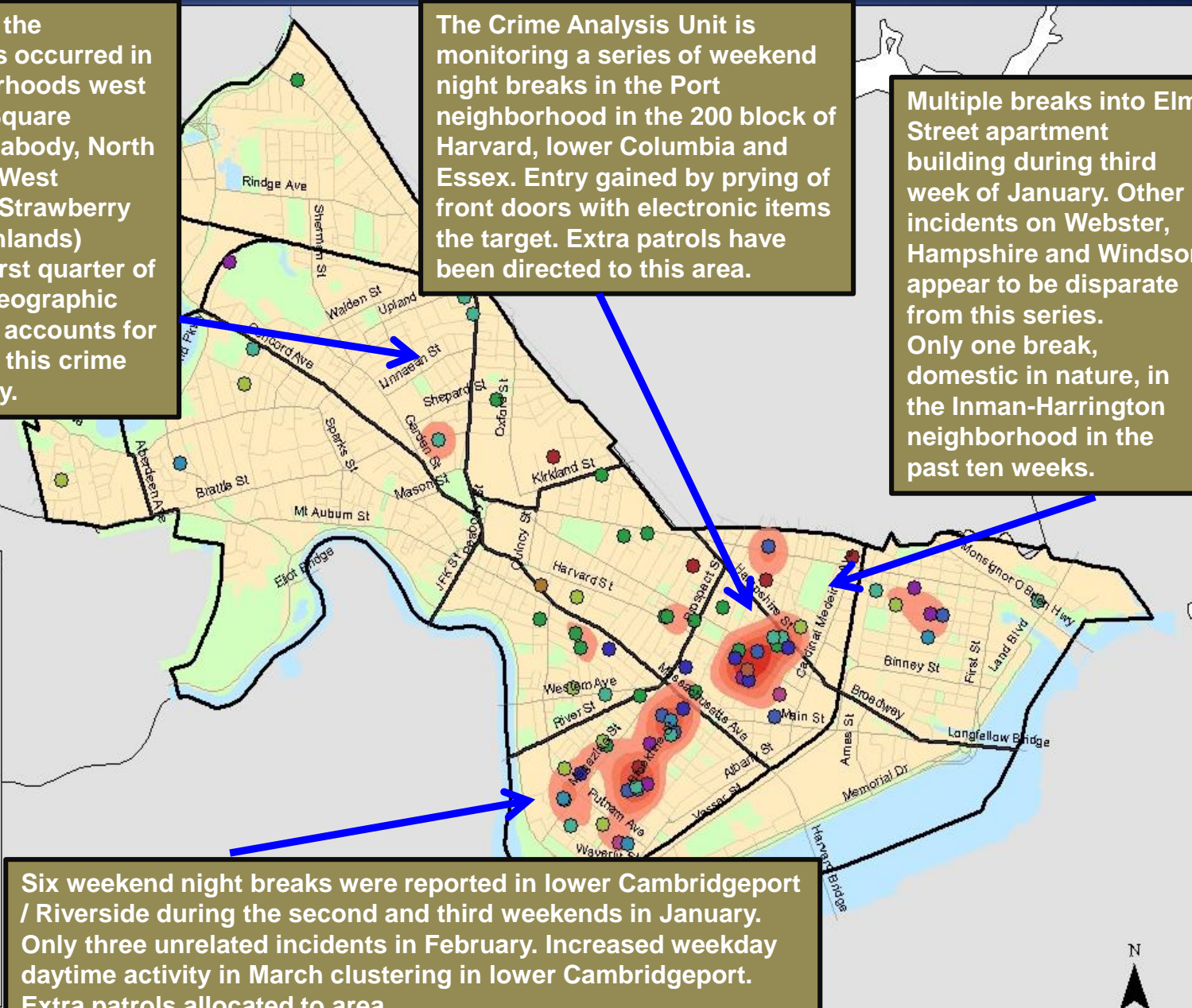
Multiple breaks into Elm Street apartment building during third week of January. Other incidents on Webster, Hampshire and Windsor appear to be disparate from this series. Only one break, domestic in nature, in the Inman-Harrington neighborhood in the past ten weeks.

Housebreaks

Day of Week

- Early Week
- Friday
- Late Week
- Monday
- Saturday
- Sunday
- Thursday
- Tuesday
- Unknown
- Wednesday
- Weekend

Six weekend night breaks were reported in lower Cambridgeport / Riverside during the second and third weekends in January. Only three unrelated incidents in February. Increased weekday daytime activity in March clustering in lower Cambridgeport. Extra patrols allocated to area.





LARCENY

No Patterns

- **Overall larceny through the first three months of 2016 registered at 2% (or 9 incidents) below the same time frame in 2015.** The preliminary total of 396 larcenies reported year-to-date is 4% below the 5-year weighted average of 413 incidents for the first quarter.
- **Larcenies from motor vehicles through March 28th have decreased by 36 crimes, or 29%, from the number reported during the same time frame in 2015.** There was a one-night spree of car breaks in the Holworthy St / Fountain Terrace area of Strawberry Hill on 2/20-2/21/16.
- **Larcenies from the person in 2015 remained well below the 2014 totals throughout the entire year. This trend has at least temporarily reversed during 2016, with 11 additional incidents (+31%) reported this year above the number seen through the first quarter of 2015.** The most active area of the city in the past four weeks was the Galleria/East Cambridge area and Harvard Square, each of which experienced 4 incidents.
- **There have been 76 larcenies from buildings reported thus far in 2016.** This is 18% (17 incidents) below the 93 incidents reported in 2015 and 16% below the 5-year average of 91. There are no patterns or trends of this crime in the city at the present time.
- **Larcenies from residences have registered an incline through March 2016, with 14 more incidents (+28%) reported this year than during this time frame in 2015.** Usually after the holiday season, this crime type, which is typically fueled by package thefts from residential porches and lobbies, would decline. However, in the first quarter of 2016, package thefts accounted for 56% of the reported larcenies from residences.
- **Through March 28, 2016, there have been 30 bikes reported stolen in Cambridge, up 19 incidents from the 11 thefts reported through the same time in 2015 and up 14 from the 5-year average of 16.** With the warmer weather approaching, it is no surprise that bike thefts have increased and will continue to do so over the upcoming months.

Percent Change

Last 4 Weeks

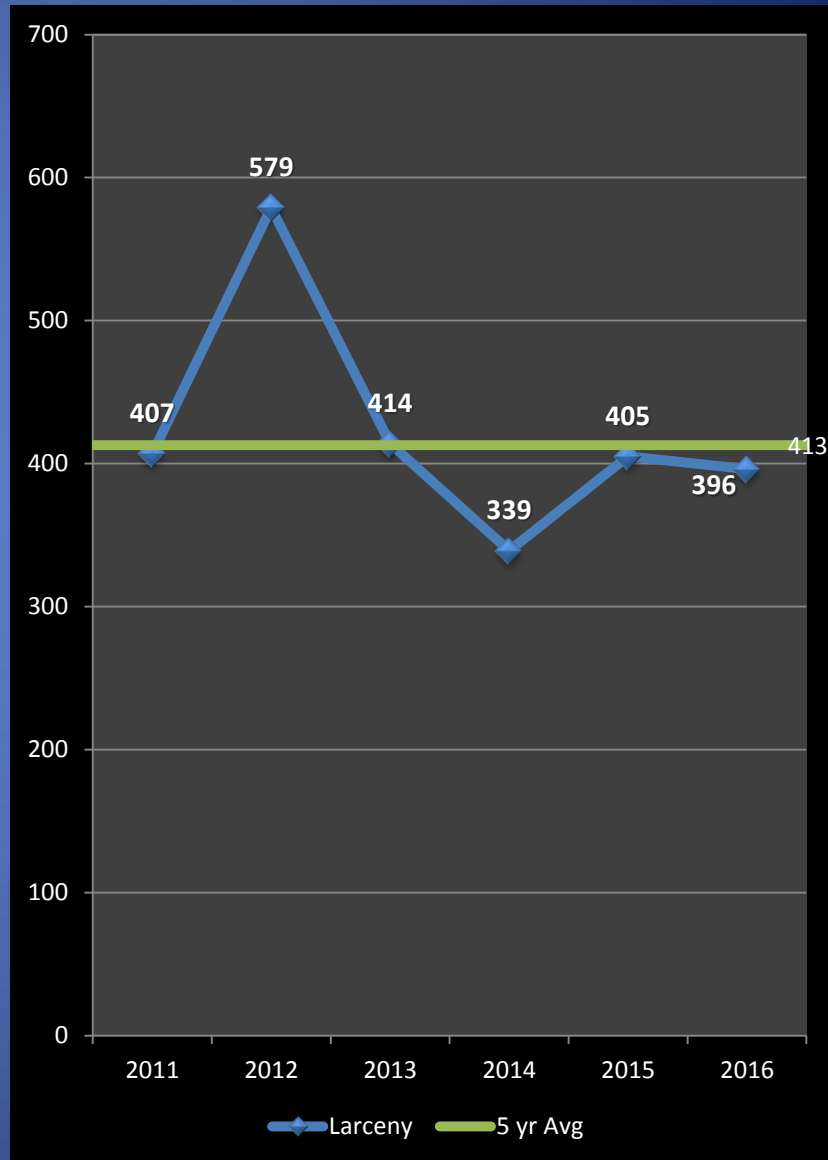
+13%

Previous Year

-2%

5 Year Average

-4%





LARCENY From MV

No Patterns

- A significant decline of 29% has been recorded for larceny from motor vehicles when comparing the first quarter of this year with that of 2015. There have been 36 fewer thefts reported so far this year. This property crime has slipped 24% when measured against the 5-year average, with 27 fewer incidents than the projected total of 114 thefts.
- When comparing the February totals with those of March, this index crime dropped downward by 21% with 6 fewer thefts reported in March.
- At the present time, there are no operational patterns, series or hot spot concentrations involving larceny from motor vehicles in Cambridge. While the majority of weekends have been exceptionally quiet for this crime type over the first 3 months of the year, there were 9 LMVs over the MLK 3-day holiday weekend.
- Over the first two weeks of January, there was a modest increase in thefts from garages in Central and Kendal Squares, which have bereft of activity since.
- There was a one-night spree of car breaks in the Holworthy St / Fountain Terrace area of Strawberry Hill on 2/20-2/21/16.

Percent Change

Last 4 Weeks

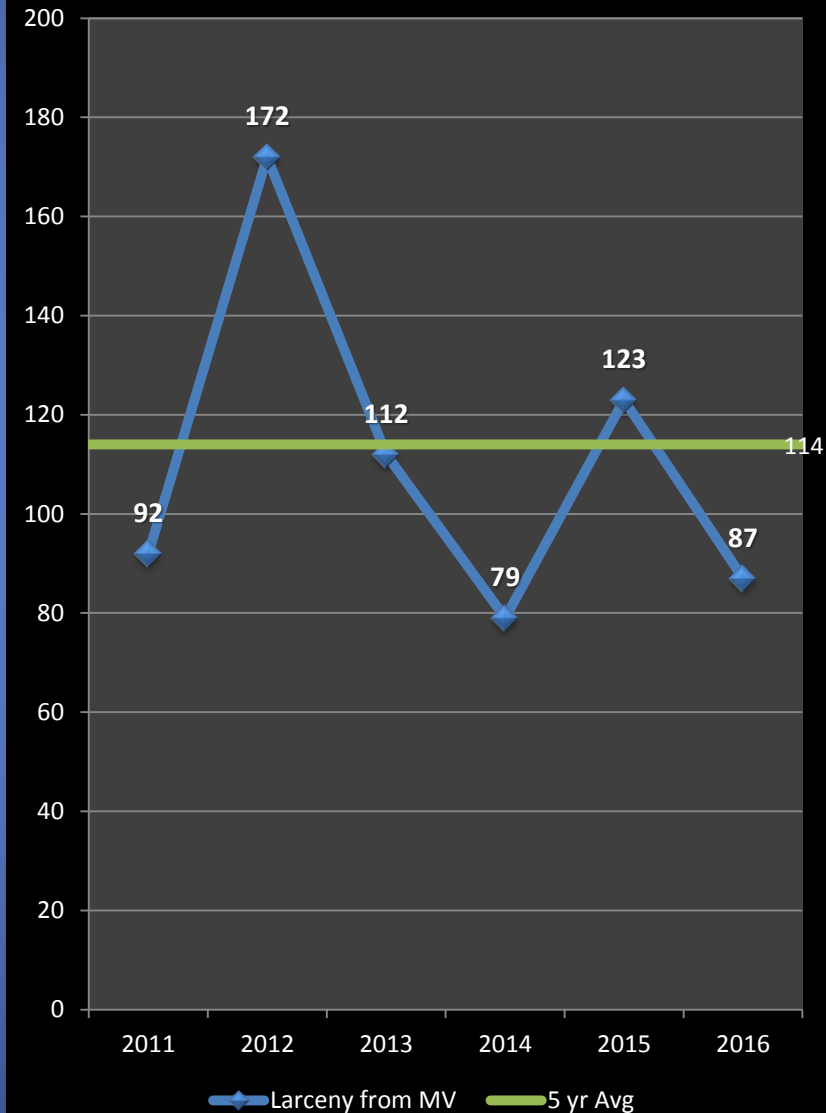
-21%

Previous Year

-29%

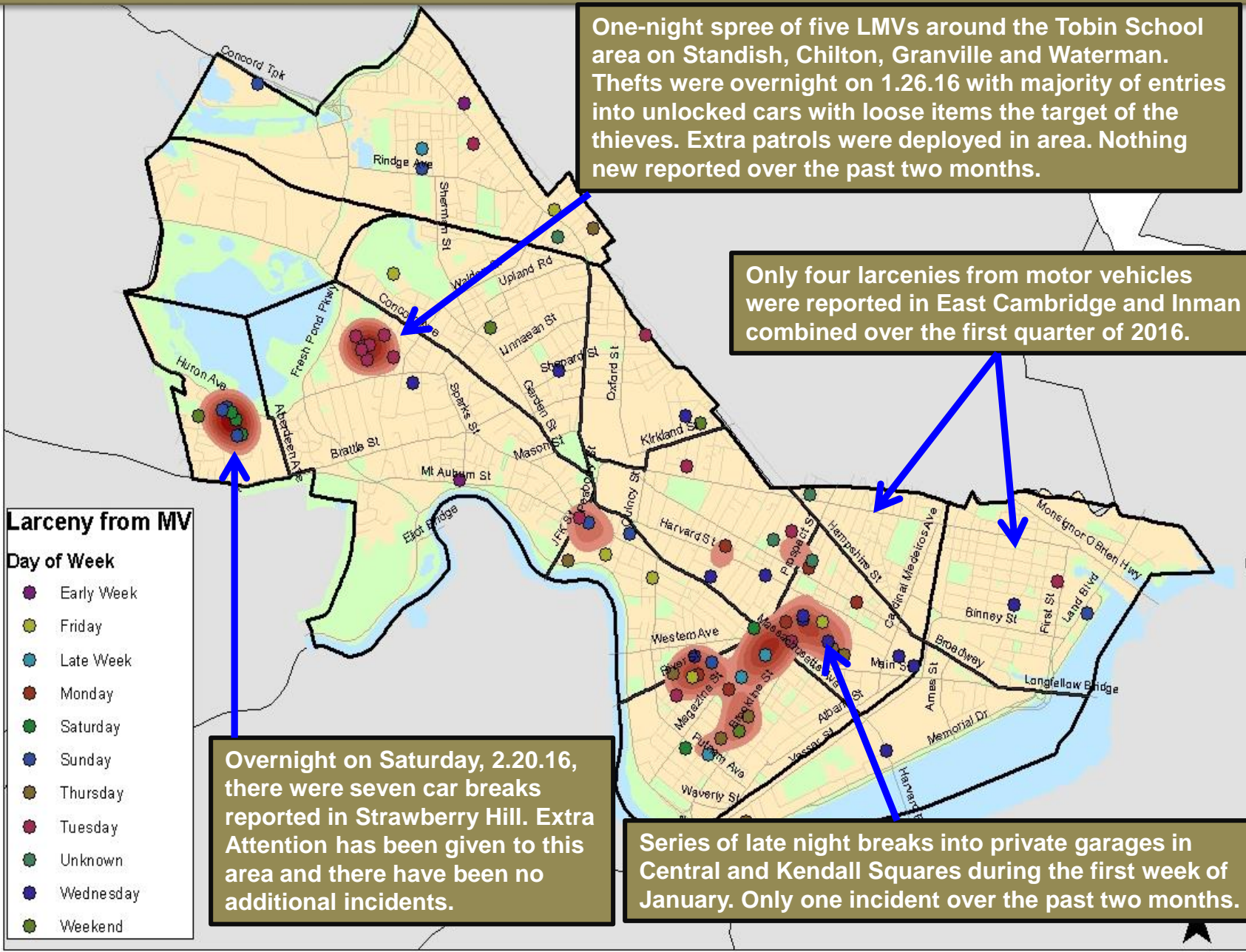
5 Year Average

-24%





Geographic Breakdown of Larceny from MVs: First Quarter of 2016





LARCENY: *from Person*

No Patterns

- Larcenies from the person have been on the rise during the first quarter of 2016, after two years of very little activity and few patterns in 2014 and 2015. This crime type is up 11 incidents (31%) through the first quarter of 2016, when compared with the same time frame in 2015. The total of 47 incidents reported thus far in 2016 is 5 incidents, or 10%, below than the five-year average of 52 for the first three months of the year. Incidents have increased when comparing the most recent four weeks (March) to the previous four weeks (February), with three more thefts reported this month.
- Harvard Square has seen the most activity thus far in 2016, with 14 incidents reported. The most active areas of the city in the past four weeks were the Galleria/East Cambridge area and Harvard Square, each of which experienced 4 incidents. The majority were classified as pocket-pickings or unattended property. Never leave your personal belongings unattended while you go up to a counter or run to the restroom in a restaurant or cafe; this is the perfect opportunity to have items stolen.
- Very little pattern activity was seen in 2014 and 2015. In past years, much of the larceny from person activity was reported at bars and restaurants in the Squares (known as "dipper" activity). In March of 2016, there were 4 dipper incidents reported across the city, all in different business areas.

Percent Change

Last 4 Weeks

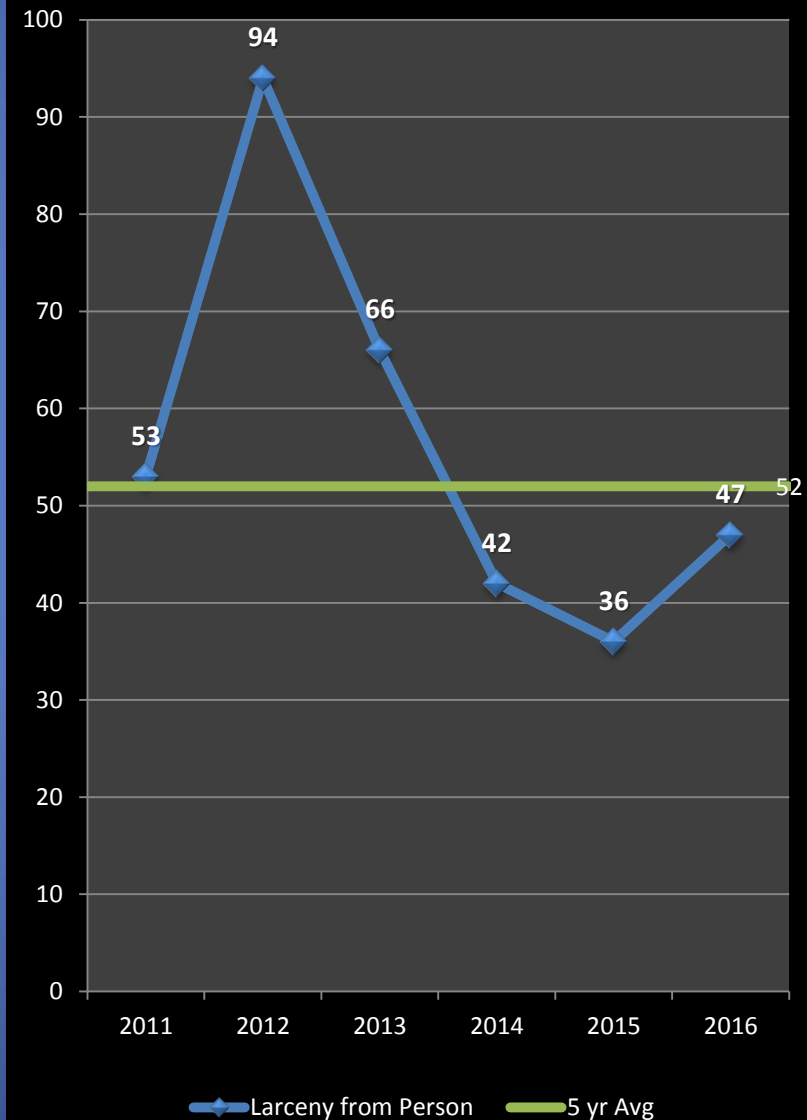
+25%

Previous Year

+31%

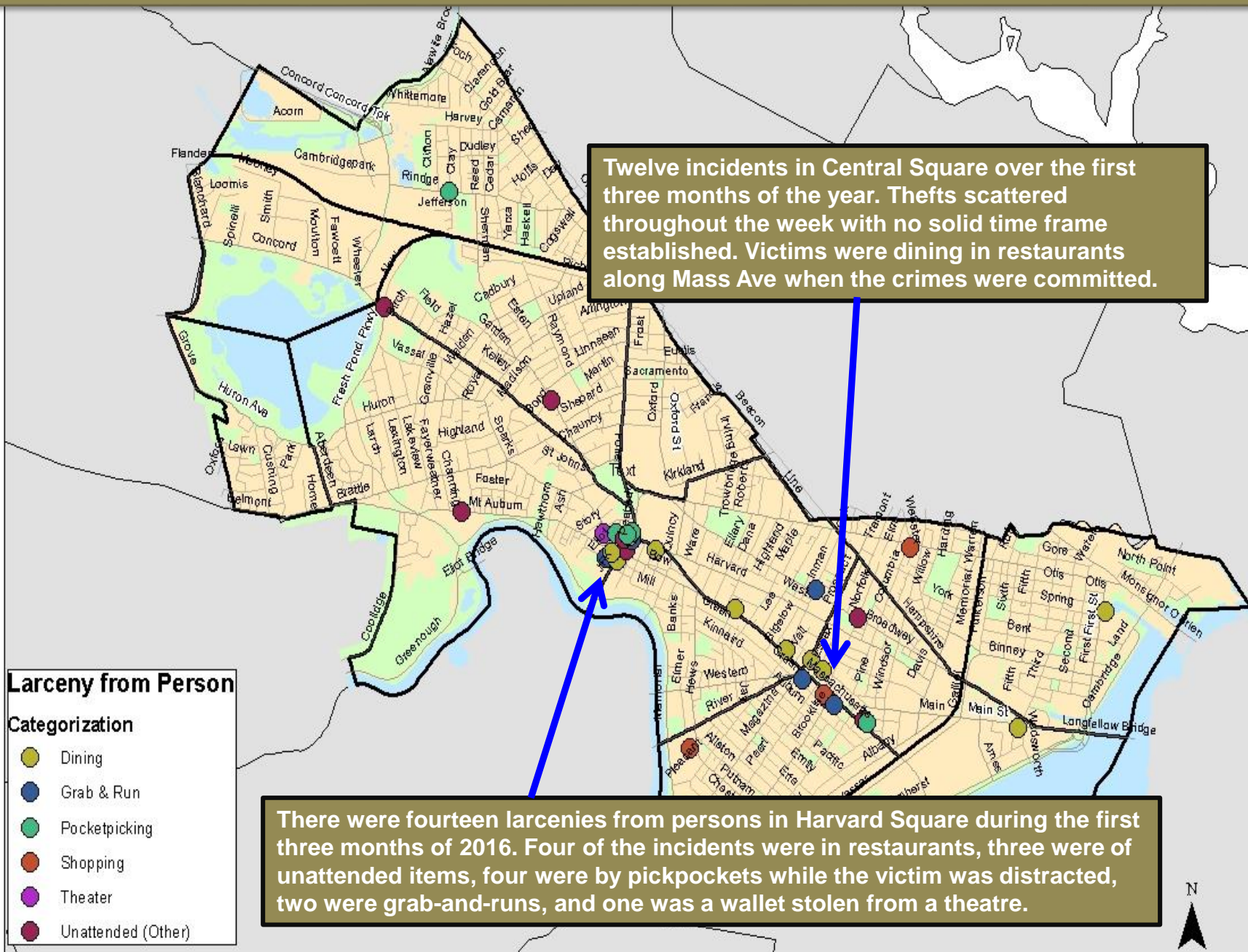
5 Year Average

-10%





Geographic Breakdown of Larceny from Persons: January – March of 2016





LARCENY: *of Bicycle*

No Patterns

- As we would expect with warming temperatures and little snow, bike thefts more than doubled during March in Cambridge. There have been 30 bike thefts reported through March 28th, 2016. This number is 19 incidents above the total reported during the same time frame last year (+173%) and also 14 incidents above the 5-year average of 16 (+88%). We would expect this to average out over the next few warmer months.
- Neighborhoods that have seen the most bike thefts in 2016 are East Cambridge with 5, followed by Cambridgeport, North Cambridge, and Mid Cambridge, each with 4.
- 57% (17) of the 30 bicycles stolen year-to-date in 2016 were locked at the time of the thefts.
- As for final 2015 stats, there were 362 bicycles reported stolen citywide in Cambridge last year. This is 10% (34 incidents) above the 328 thefts reported during this time frame in 2014. 71% (258) of the 362 bicycles stolen in 2015 were locked at the time of the thefts.
- Top Neighborhoods for Bike Theft Year-To-Date:**

Neighborhood	YTD Total	% Citywide
East Cambridge	5	17%
Cambridgeport, Mid Cambridge, & North Cambridge	4 each	13% each

Percent Change

Last 4 Weeks

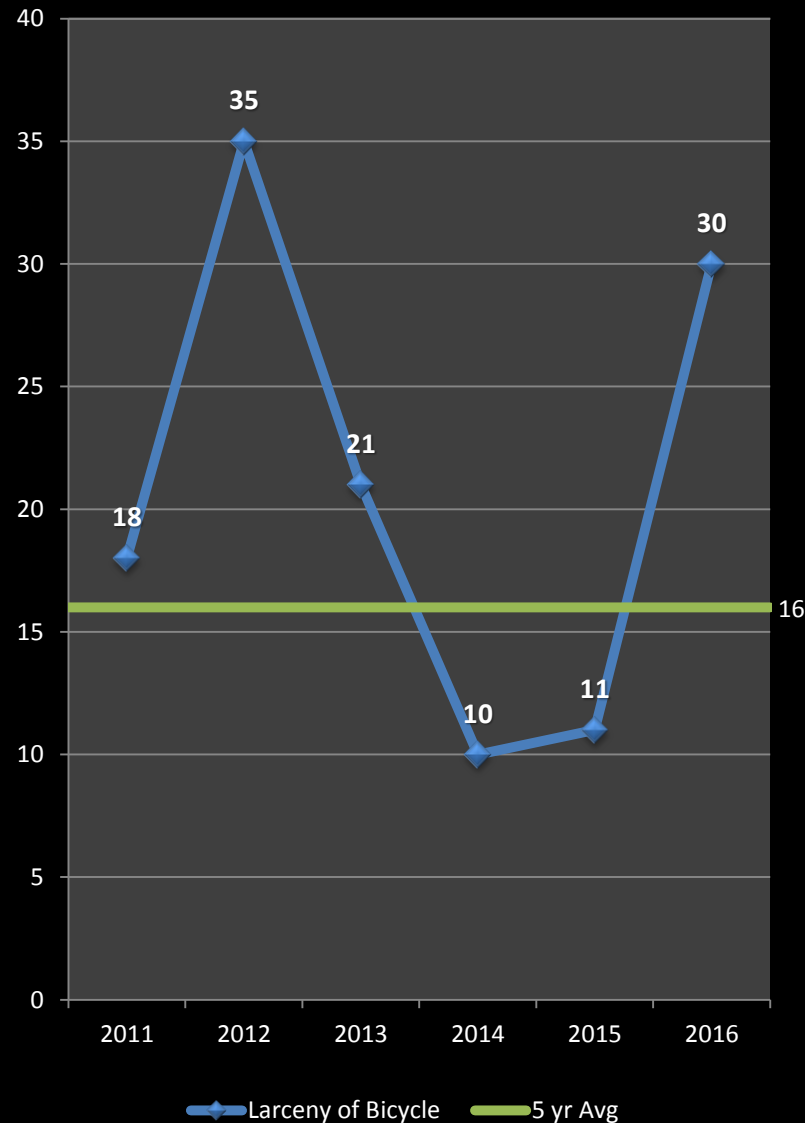
+180%

Previous Year

+173%

5 Year Average

+88%





AUTO THEFT

No Patterns

- The projected 5-year weighted average for auto thefts for the first quarter of the year is 20 incidents. With 24 thefts reported in 2016, we are 20% (4 incidents) above the average and 26% (5 incidents) above the number reported during this time frame in 2015.
- There were 6 auto thefts reported in the past four weeks, which is down slightly from February by one incident, or 14%.
- Since the beginning of the year, the following neighborhoods have recorded auto thefts: Cambridgeport (7), West Cambridge (4), Port (3), Mid-Cambridge (3), North Cambridge (2), Peabody (2), East Cambridge (2), and Strawberry Hill (1). The three thefts in Mid-Cambridge all occurred in February within a week's timespan.
- One of the vehicles that was stolen in January was taken from the same residence twice within two days, resulting in two theft reports. A suspect was developed in this case and, since the last publication of BridgeStat, he was arrested after Somerville police caught him in a stolen motor vehicle and a chase/man hunt ensued. This suspect is likely responsible for more than those two auto thefts, potentially accounting for part of the spike in January.
- Of the 24 cars stolen thus far in 2016, 16 (67%) have been recovered to date.

Percent Change

Last 4 Weeks

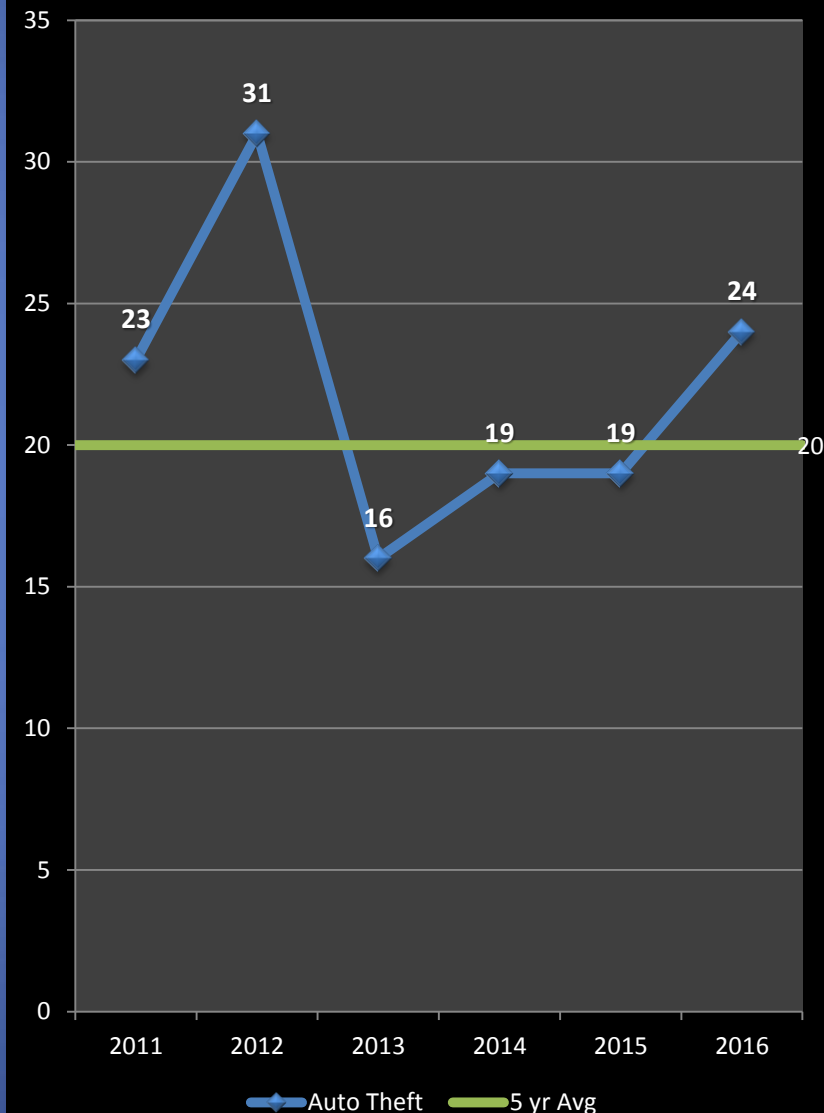
-14%

Previous Year

+26%

5 Year Average

+20%





Help Prevent Crime

And keep yourself informed!

To receive information from the CPD:

- Sign up with for the **Cambridge Alert Network**, to receive alerts about emerging crime patterns, neighborhood meetings, and crime prevention tips, by visiting www.CambridgeMa.gov/AlertNetwork.
- “Like” the Cambridge Police Department on Facebook at www.facebook.com/CambridgePolice
- Follow [@CambridgePolice](https://twitter.com/CambridgePolice) on Twitter.
- Visit our website at www.CambridgePolice.org for valuable information and reports including the Daily Log and BridgeStat, which is published on the first Friday of every month.
- Download our new “MyPD” smartphone app at www.CambridgePolice.org/MyPD.

To Share Information with the CPD:

- Call our Non-Emergency Telephone Number at **617-349-3300**.
 - Every call for service generates a police response, so help drive our resources by reporting things that seem suspicious or out of the ordinary.
- Send an Anonymous TEXT-A-TIP:
 - Send an ANONYMOUS text message to **Tip411 (847411)**. Begin your message with Tip650 and then type your message. You will receive a response from the Cambridge Police with the option to continue communicating. Please remember that this is not a replacement for 9-1-1. **If you witness an emergency situation, please call 9-1-1 immediately.**
- Send an Anonymous Crime Tip E-Mail at www.CambridgePolice.org/Tips



Questions?

- The complete 2014 Cambridge Police Annual Crime Report is available on our website at www.CambridgePolice.org. The 2015 Annual Crime Report will be released later this spring.
- We welcome all questions, comments, and suggestions.
- Please direct your feedback to: BridgeStat@CambridgePolice.org.
- To review previous editions of BridgeStat, visit our website at www.CambridgePolice.org/BridgeStat.