



Cambridge Police Department BridgeStat

May 2012

Produced by the Crime Analysis Unit

****BridgeStat was recognized by the International Association of Crime Analysts in the Statistical Bulletin Category at 2011 IACA Training Conference.***



Part I Total Crime

While serious crime in Cambridge has risen 15% when compared with the first 5 months 2012, when measured against the 5-year weighted average for this time frame, only a slight 4% bump has been recorded. The majority of this increase can be attributed to the overall increase in larceny (19%), with 150 additional thefts reported when compared with the first 150 days of 2011. A detailed analysis of all statistics indicates that there were **160 additional property crimes recorded in the first 5 months** of 2012 to register a **16% surge** when placed against the 2011 statistics.

	<u>4 Week Snapshot</u>				<u>Year to Date</u>				<u>Five Year</u>	
	4/3 - 4/30	5/1 - 5/28	Change		2011	2012	Change		Avg	Change
Total Violent Crime	35	30	-14%		148	167	13%		154	8%
Total Property Crime	207	204	-1%		1019	1179	16%		1136	4%
Total Part I Crime	242	234	-3%		1167	1346	15%		1291	4%



Part I Property Crime

3 larceny types are driving the increase in property crimes so far in 2012. Larceny from motor vehicles **(+36%)** – 69 additional incidents, larceny from persons **(+55%)** – 54 additional crimes and larceny of bicycles **(+63%)** – 35 more stolen bikes, account for the vast majority of the incline in thefts so far this year. Housebreaks, which increased by **43%** when compared to the First Quarter of 2011, have decreased dramatically over the past two months **(down 39% when measured against May of 2011)** and are now 19 incidents above last year's total.

	4 Week Snapshot				Year to Date				Five Year	
	4/3 - 4/30	5/1 - 5/28	Change		2011	2012	Change		Avg	Change
Burglary	37	26	-30%		185	194	5%		176	10%
Commercial Break	4	6	50%		35	25	-29%		35	-29%
Housebreak	33	20	-39%		150	169	13%		141	20%
Larceny	160	169	6%		784	934	19%		895	4%
Larceny (Misc)	4	8	100%		18	19	6%		11	73%
Larceny from Building	25	17	-32%		180	155	-14%		161	-4%
Larceny from MV	29	51	76%		191	260	36%		294	-12%
Larceny from Person	24	33	38%		98	152	55%		122	25%
Larceny from Residence	23	10	-57%		79	101	28%		70	44%
Larceny of Bicycle	28	25	-11%		56	91	63%		59	54%
Larceny of Plate	3	4	33%		19	13	-32%		18	-28%
Larceny of Services	2	0	-100%		9	4	-56%		10	-60%
Shoplifting	22	21	-5%		134	139	4%		149	-7%
Auto Theft	10	9	-10%		50	51	2%		65	-22%
Total Property Crime	207	204	-1%		1019	1179	16%		1136	4%



Part I Violent Crime

Violent crime has increased 13% (19 additional incidents) when compared to the first 5 months of last year and an upward incline of 8% when placed against the 5-year weighted average. There has yet to be a murder in Cambridge in 2012. Rape is down 8% and robbery has fallen 10% when compared with the first 150 days of 2011. Aggravated assaults have increased 31%, with 26 more incidents than 2011. The majority of the upward spiral of this violent crime can be attributed to a rise in domestic and acquaintance related assaults.

	4 Week Snapshot				Year to Date				Five Year	
	4/3 - 4/30	5/1 - 5/28	Change		2011	2012	Change		Avg	Change
Homicide	0	0	IN-CALC		1	0	IN-CALC		1	-100%
Rape	3	1	-67%		12	11	-8%		12	-8%
Robbery	12	7	-42%		52	47	-10%		54	-13%
Commercial Robbery	2	1	-50%		9	7	-22%		10	-30%
Street Robbery	10	6	-40%		43	40	-7%		43	-7%
Aggravated Assault	20	22	10%		83	109	31%		89	22%
Total Violent Crime	35	30	-14%		148	167	13%		154	8%



MURDER

No Patterns

- No murders have been recorded in Cambridge during the first 5 months of 2012.
- **Review of Cambridge murders for the prior two years:** For only the fourth time in the past 50 years, there were no murders recorded in Cambridge in 2010. Point in fact; there had not been a murder in the City in over 20 months until the shooting of a 30-year old Cambridge resident near Central Square on March 12th of 2011. Over the final 6 weeks of 2011, there were four domestic homicides committed in Cambridge, including the shooting of three family members on Grove Street on December 9th. With the suicide of the assailant in the Grove Street incident, and the subsequent arrest of the daughter in a domestic homicide on Elm Street on November 20th, only the March 12th shooting remains unsolved.
- 27 of the 33 murders in Cambridge since 1995 have been cleared by arrest or by the suicide of the perpetrator, which translates to an 82% clearance rate.
- ***The next 2 slides constitute a compilation of those 6 unsolved murder cases:***

Change*

Last 4 Weeks

*IN -CAL

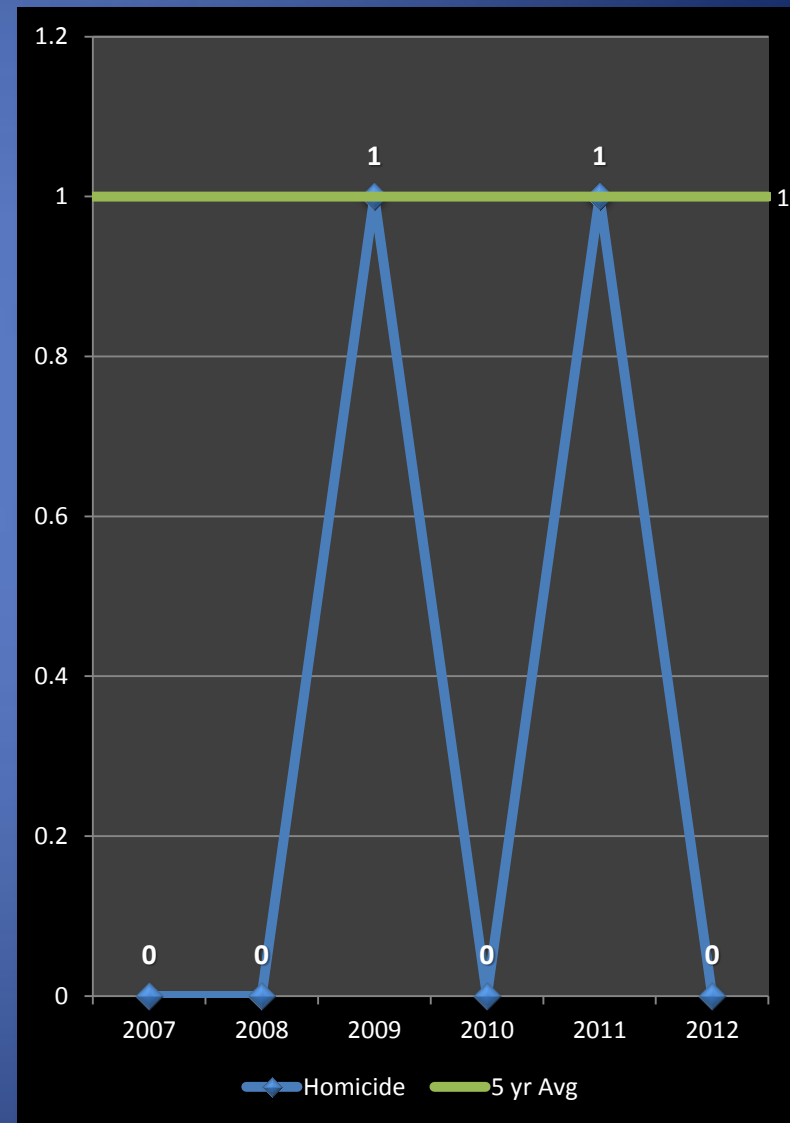
Previous Year

*IN -CAL

5 Year Average

*IN -CAL

*IN -CAL: Percentages are not calculated for numbers so small as to present a statistically misleading percentage.





Unsolved Murders: 1995 to 2011



August 19, 1995, Prospect St

Lilia Fagundes, 43, of Medford was shot and killed during an armed robbery in her family owned Azores Market at 3:30 PM on August 9th, 1995. The suspect was a juvenile. Despite a number of possible leads throughout the years, this case remains open.

Colin Burton, 30, of Dorchester, was shot and killed outside of Hi - Fi Pizza on Mass Ave in Central Square on Sept. 18, 1999. Burton was talking with the occupants of a Ford Explorer when the subject in the passenger seat fired through the window. Two suspects fled the scene. The case remains under active investigation.



September 18, 1999, Mass Ave



April 5, 2002, Mass Ave

Ian Gray, 19, of Mattapan, was in an argument outside of the Rhythm & Spice restaurant that spilled out onto Mass Ave on April 5th, 2002. A suspect that had left the scene returned with a group of people and a fight ensued. A knife was produced during the altercation and four gunshots were fired, fatally wounding Gray. Cambridge Police investigators are still working this case.



Unsolved Murders: 1995 to 2011



June 17, 2002, Windsor St.

On June 17th, 2002 at 7:00PM, **Ricardo Williams**, 27, of Malden, was found in the driver's seat of a motor vehicle suffering from a gunshot wound to his face. Williams was taken to CCH where he was pronounced dead. This case remains open.

Jason Ellcock, 33, of Malden, formerly of Cambridge and father of three, was found with multiple gunshot wounds in front of the driveway to 364 Rindge Ave at 3:05 AM on the night of June 16th, 2009. He was pronounced dead at the scene. This incident remains under investigation.



June 16, 2009, Rindge Ave



March 12, 2011, Brookline St.

James Lauture, 30, of Cambridge, was sitting in a vehicle near Brookline and Watson Streets just after midnight on Saturday, March 12th, 2011, when an unknown gunman opened fire. The occupants in the car were able to drive to Central Square. Lauture died from multiple gunshot wounds. The other man in the vehicle who was shot survived. This case remains open.



RAPE

No Patterns

- Over the first 20 weeks of 2012, there were 11 rapes reported in Cambridge. All but one of these crimes were classified as non-stranger incidents. A blitz scenario rape in late April remains under investigation at the present time.
- 8 of the 23 sexual assaults reported in 2011 occurred on a calendar date prior to that year. This is a trend that we have been observing over the past few years with 25% to 33% of the incidents involving domestic or supervisory positioned assailants as suspects being reported long after the original date of the incident. **2 of the rapes reported in 2012 fit this scenario.**
- **Case Status for the 2 stranger to stranger rapes in 2011:**
 - ❑ Timothy Gayhart was arrested on the morning of July 18th and charged with Assault with intent to rape and robbery of a Harvard student on JFK Street. On March 7th of 2012, Gayhart plead guilty to these charges and was sentenced to 4 to 6 years in state prison.
 - ❑ On March 13th, 2012, a security guard from Hyde Park was indicted by a Middlesex Grand Jury for an assault with intent to rape for an alleged sexual assault the was captured by a surveillance camera on November 11th, 2011 in Canal Park.

Percent Change

Last 4 Weeks

-67%

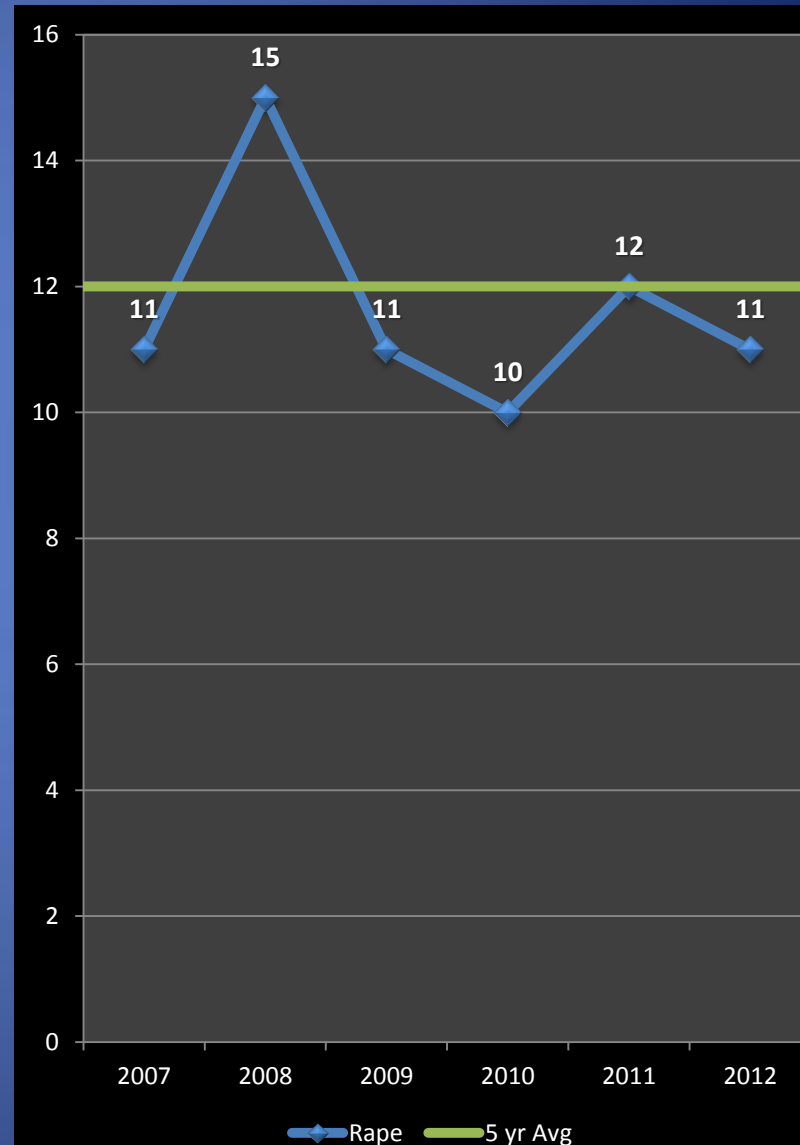
Previous Year

-8%

5 Year Average

-8%

*IN -CAL: Percentages are not calculated for numbers so small as to present a statistically misleading percentage.





AGGRAVATED ASSAULT

No Patterns

- When measuring this violent index crime against the 5-year average for the first 5 months of this year, there has been an **increase of 22%**, with 20 additional incidents above the projected average of 89 assaults.
- When compared to the time period between 1/1/11 to 5/28/11, aggravated assaults have increased 31%, with 26 more incidents than 2012. The majority of this incline in violent crimes can be attributed to a rise in domestic and acquaintance related assaults.
- Breakdown of assault classification for the first five months of 2012:

Type	Number	% of Total
Domestic	38	35%
Acquaintance	18	17%
Homeless	14	13%
Road Rage	11	10%
Bar /Alcohol	8	7%
Workplace	6	6%

Percent Change

Last 4 Weeks

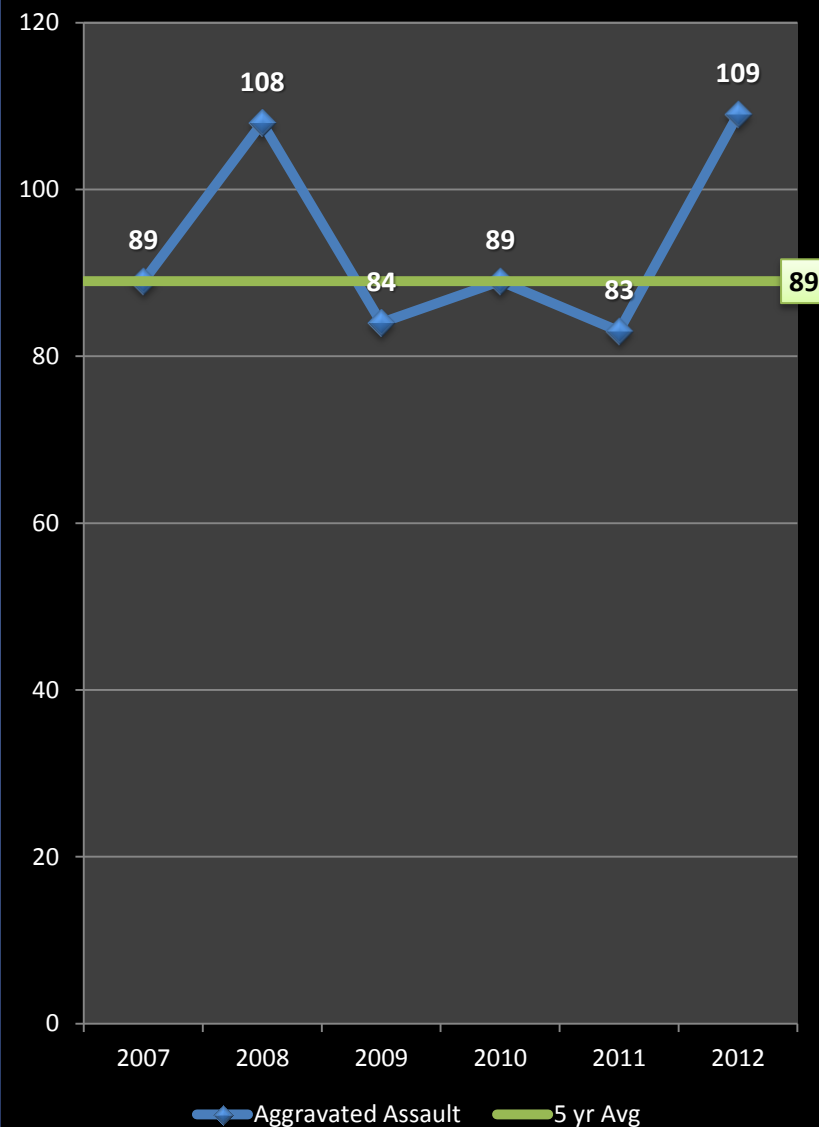
+10%

Previous Year

+31%

5 Year Average

+22%





ROBBERY

No Patterns

- The 5-year average for overall robbery in Cambridge for the first 5 months of the year is 54 incidents. From January 1st to the 28th of May, 47 robberies were reported to register a 13% decrease below the projected total.
- Street robberies have fallen 7% when measured against both the 5-year average and the 2011 total for the first 5 months of the year, with 3 fewer incidents. There have been only 7 commercial robberies—4 banks and 3 shoplifting incidents that escalated into violent confrontations with clerks at drug stores—over the first 5 months of 2012. Arrests have been made in 3 of the bank robberies.
- On May 9th, the Cambridge Police issued the second street robbery alert of 2012. After collaborating with Boston and Brookline, a regional pattern of street robberies similar to a national trend targeting smart phones was identified. In the majority of these incidents across the 3 cities, victims were walking alone late at night talking on their cell phones or listening to music on headphones when they were robbed. Since that alert 3 weeks ago, there has not been a similar incident within the region.

Percent Change

Last 4 Weeks

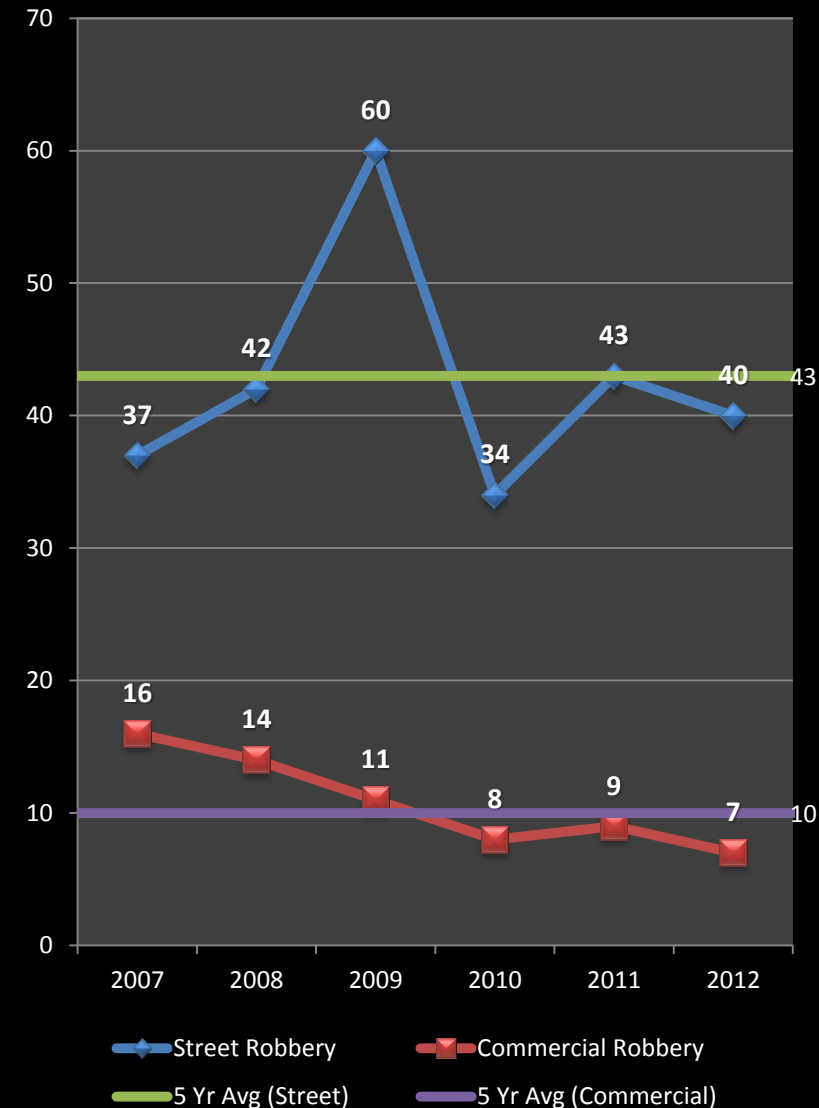
-42%

Previous Year

-10%

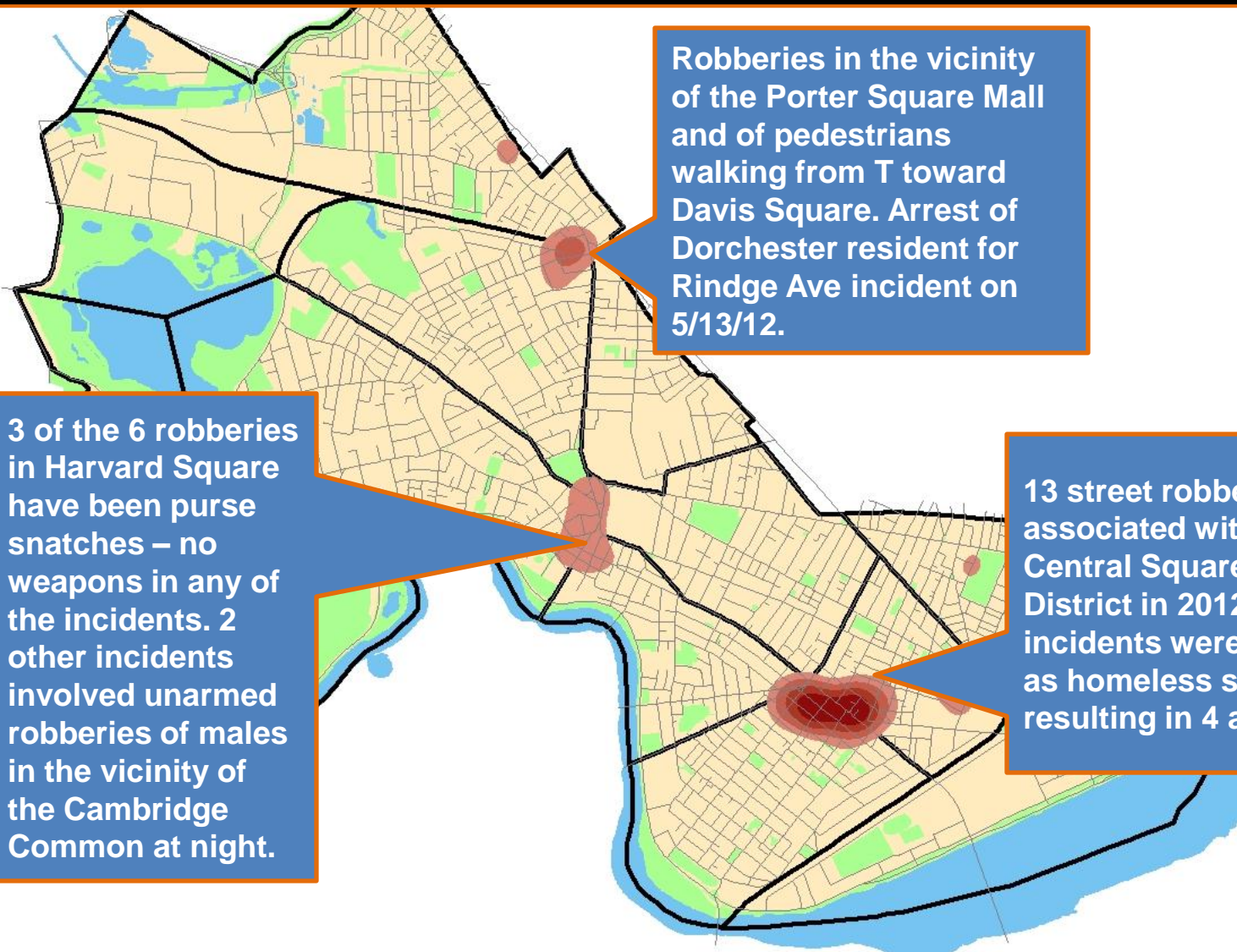
5 Year Average

-13%





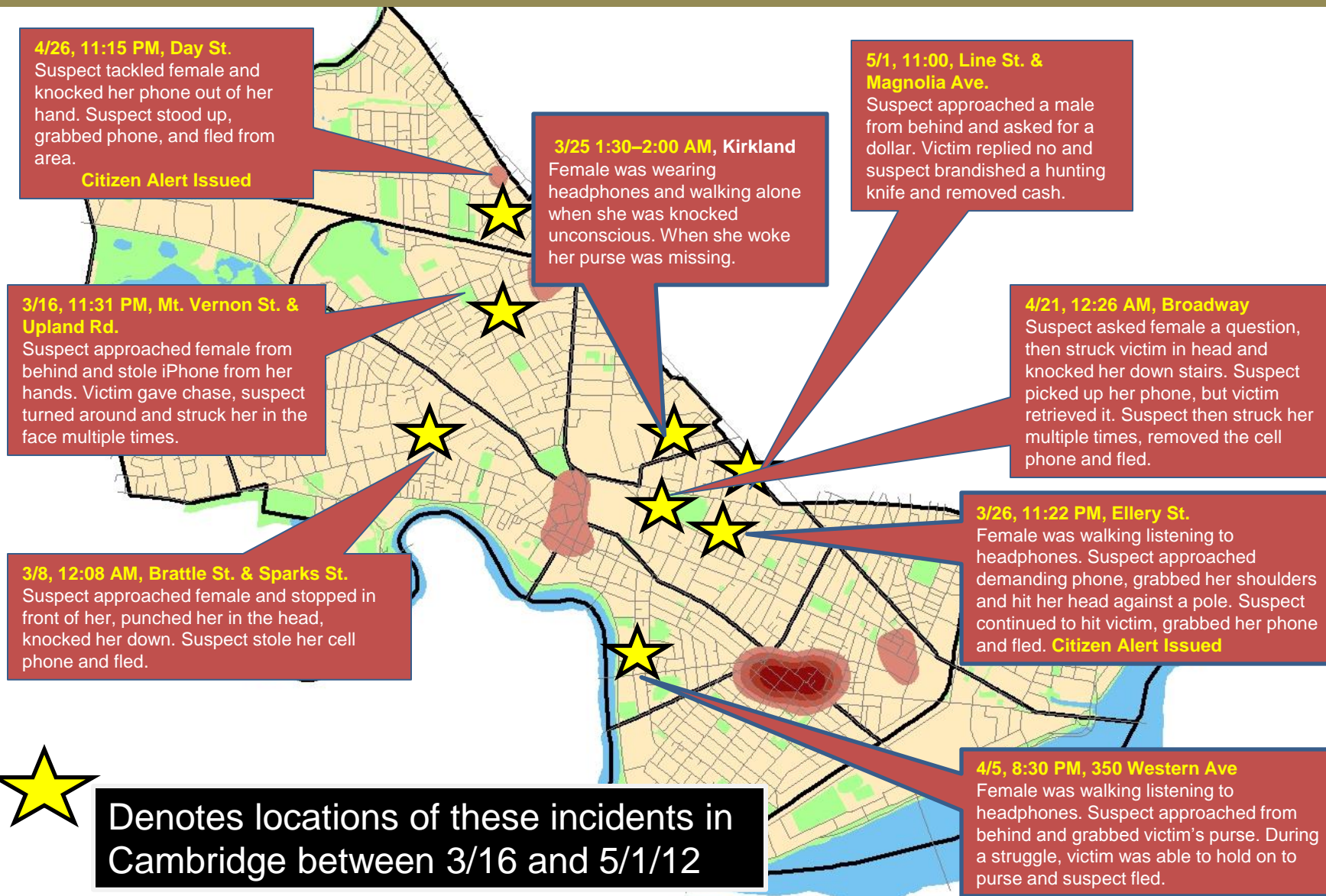
Street Robbery Hot Spots - When compared with the first 5 months of 2011, there has been a 7% decline in street robberies from 43 incidents to 40 incidents in 2012 (which is also the 5-year weighted average for this time span). **The major pattern to be identified is the late night smart phone robberies, which is highlighted on the next slide.**





On May 9th, the Cambridge Police issued the second street robbery alert of 2012. After collaborating with Boston and Brookline, a regional pattern of street robberies similar to a national trend targeting smart phones was identified. In the majority of these incidents across the three cities, the victims were walking alone late at night talking or their cell phones or listening to music on headphones when they were robbed.

Since that alert 3 weeks ago, there has not been a similar incident in Cambridge.





BURGLARY

Emerging Patterns

- Total burglary, the combination of residential and commercial burglary, is up 10% when compared to the 5-year average with 18 additional incidents above the projected total of 194 crimes and up 5% when compared with last year total for the first 5 months of the year with 9 additional burglaries counted. When comparing this property crime with May of 2011, a 30% drop has been registered (11 fewer burglaries counted).
- Commercial burglary has dropped 29% when compared with the first 150 days of 2011, and 10 incidents fewer (-29%) when measured against the 5-year average. There have been 25 commercial breaks in Cambridge in the first 5 months of the year. These incidents have been scattered throughout the City and no discernible spatial or temporal pattern had been identified.
- Nearly 70% of all the housebreaks in Cambridge between January and the end of April were clustered in 4 patterns in Area 4, West Cambridge, Peabody and Cambridgeport. All of these patterns have been interdicted and housebreaks declined by 39% when compared with May of 2011, with 13 fewer incidents recorded. A sporadic series of apartment breaks Area 4 border on Fri and Sat afternoon is being monitored.

Percent Change

Last 4 Weeks

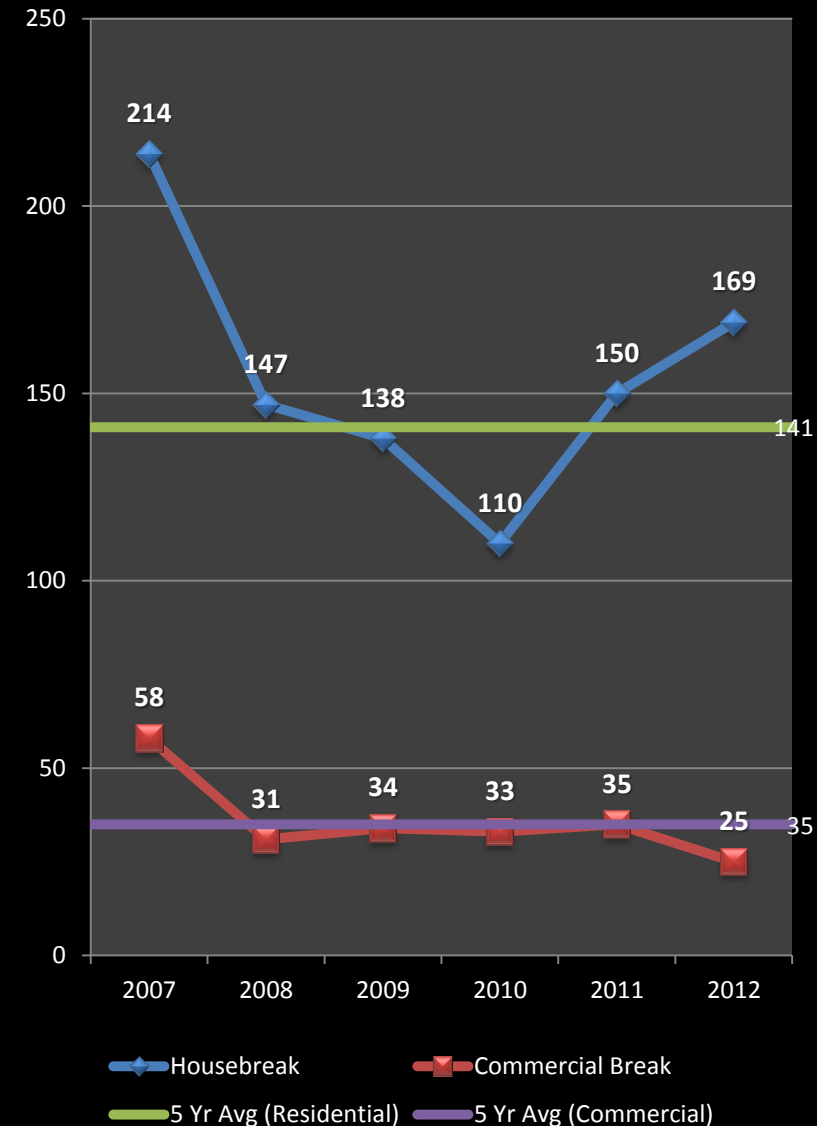
-30%

Previous Year

+5%

5 Year Average

+10%





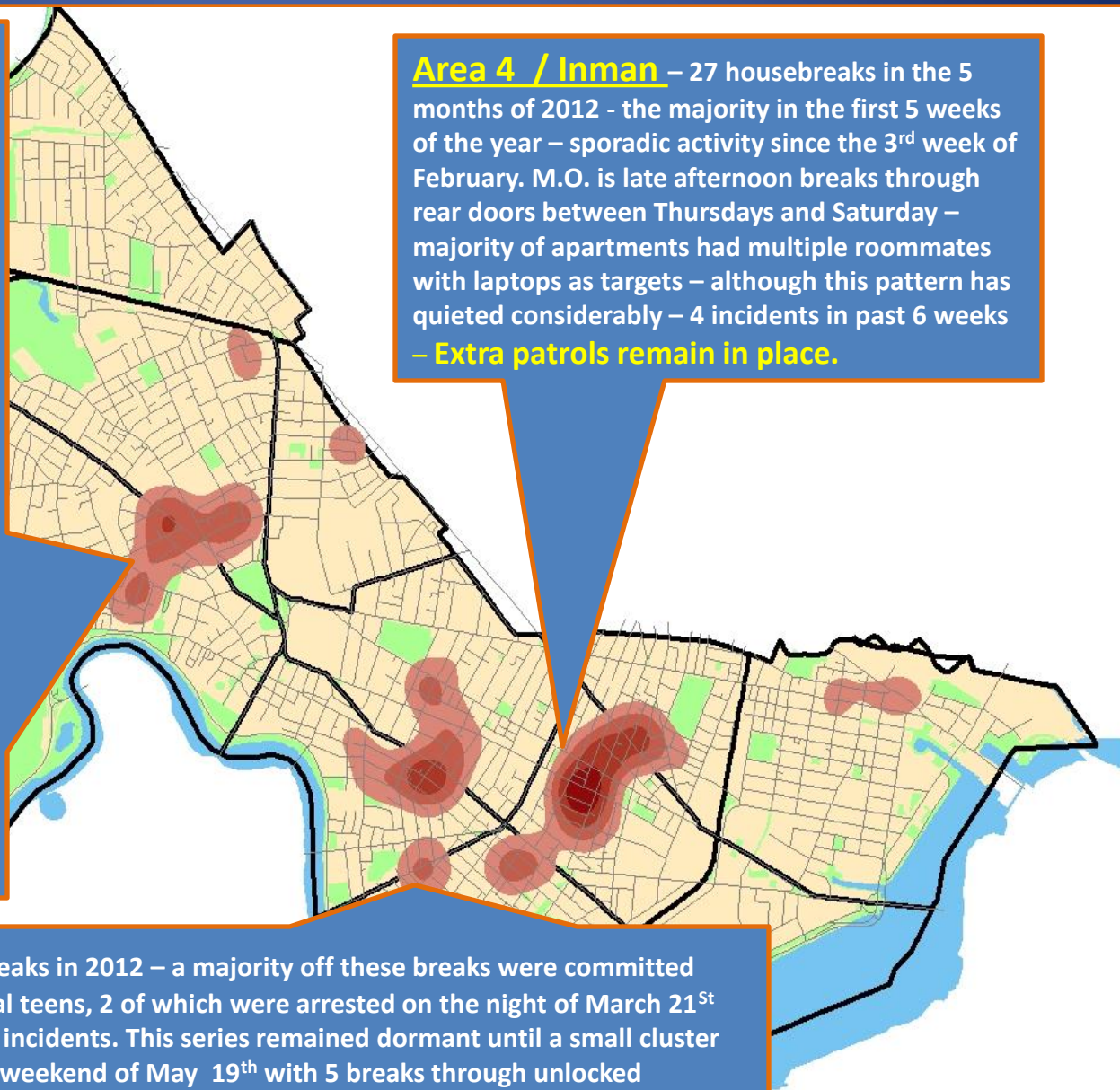
Housebreaks in Cambridge: First 5 Months of 2012

Peabody – multiple unit apartment buildings near Cambridge Common have been involved in sporadic series since early January - Friday and Saturday nights

West Cambridge - This pattern was probably initiated with a break on the last half on Highland in late February. There have been 5 other Saturday morning last half breaks in the Sparks Street area of West Cambridge. All but 1 of the breaks have been through unlocked rear doors. On 2 occasions, the suspect has tossed away a stolen wallet in close proximity of the latest hit. **Both of these Patterns have now been classified as inactive.**

Area 4 / Inman – 27 housebreaks in the 5 months of 2012 - the majority in the first 5 weeks of the year – sporadic activity since the 3rd week of February. M.O. is late afternoon breaks through rear doors between Thursdays and Saturday – majority of apartments had multiple roommates with laptops as targets – although this pattern has quieted considerably – 4 incidents in past 6 weeks – **Extra patrols remain in place.**

Cambridgeport - housebreaks in 2012 – a majority off these breaks were committed during a 1-night spree of 3 local teens, 2 of which were arrested on the night of March 21st and charged with a number of incidents. This series remained dormant until a small cluster in Riverside emerged over the weekend of May 19th with 5 breaks through unlocked windows with laptops as the target. **Extra patrols are in place.**





Housebreaks

What can we do?

Police Response Strategy:

- Cambridge Police have deployed extra patrols to the affected areas in order to combat the recent increase in housebreaks.
- CPD is also utilizing plainclothes officers and detectives in the affected areas.
- Citizen Alerts sent to the West Cambridge neighborhood on 3/13 and 4/6.
- Several arrests have been made.



Citizen Response Strategy:

- Citizens are asked to take the following precautions to protect themselves, their homes, and their belongings from burglaries:
 - Try “**casing**” your own home.
 - **ALWAYS lock your doors and windows.** Many housebreaks have occurred through open windows or unlocked doors.
 - **Leave a light on** when you leave.
 - Install motion sensor lights.
 - **NEVER** prop open the door or let someone in behind you.
 - **Be vigilant.** If you suspect suspicious activity, please report it to the police immediately by calling **617-349-3300**.
 - **Document serial numbers** of all electronics and take pictures of all valuables.
 - **Request a Residential Security Survey** from the Cambridge Police Department. For more info, please call **617-349-3236**.
- For more info on how to protect yourself from housebreaks, visit www.CambridgePolice.org/SafetyTips.



LARCENY

Emerging Patterns

- Overall, larceny increased by 19% when compared with the first 20 weeks of 2011 and 4% when measured against the 5-year weighted average.
- The increase in larceny from motor vehicles (+36%) can be attributed to a surge in thefts during the snowless First Quarter of this year **when compared with the first 3 months of 2011 when there were 70 inches of the ground:**
 - When comparing the most recent 4 weeks to the previous 4 weeks, **larcenies from the persons have risen 38% (from 24 to 33 thefts).**
 - This crime type tends to see a notable increase in the Harvard Sq area during late May and throughout June, due to an influx of visitors (and multiple targets) to the city for graduations and festivals.
- **So far this year, there have been 91 reported bike thefts in Cambridge, while there were 56 reported through this time frame in 2011 – a dramatic increase that can also be linked to the mild winter.**

Percent Change

Last 4 Weeks

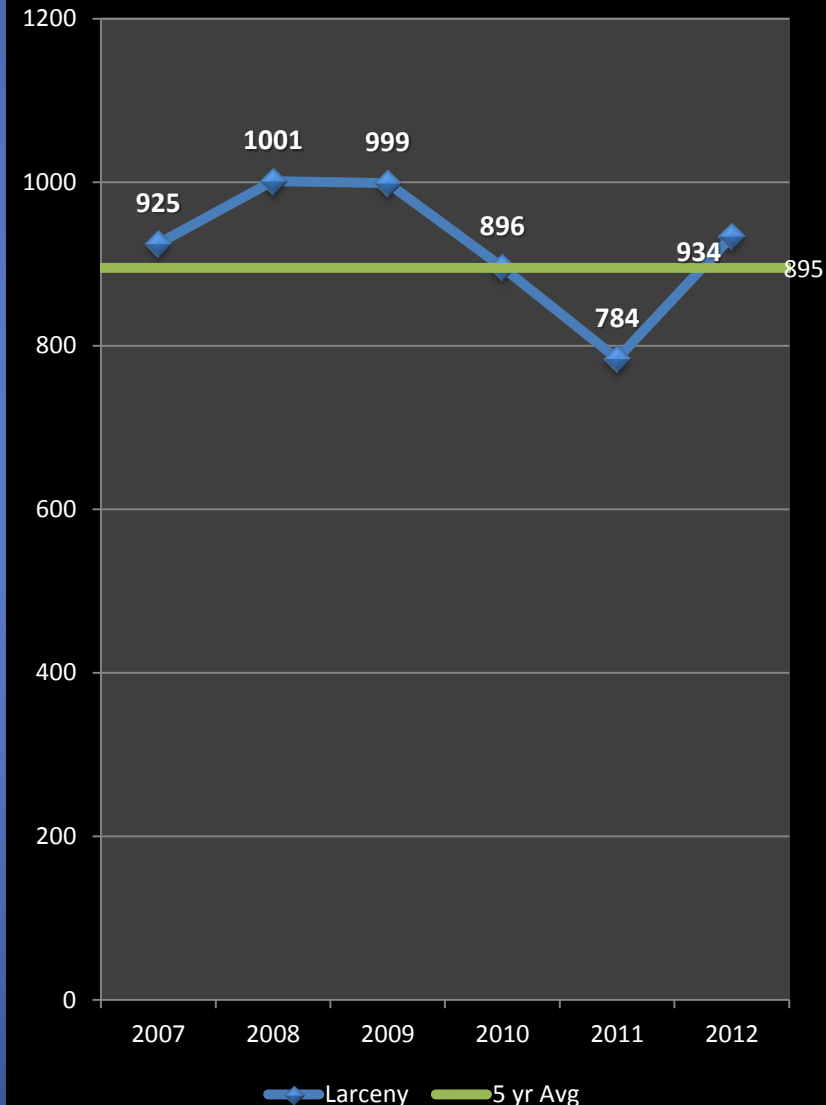
+6%

Previous Year

+19%

5 Year Average

+4%





LARCENY: *from MV*

Emerging Patterns

- Larcenies from Motor Vehicles are **down 12%** when compared with the 5-year average, with **34 incidents below** the norm for the first 5 months of the year. However, when measured against the previous 4 weeks, thefts from MVs skyrocketed 76% with the majority of the surge traced to an abnormally low LMV total for April of 2012.
- There were 66 MV breaks in the Peabody / North Cambridge neighborhoods during the first 2 months of 2012, accounting for 40% of the city-wide total. The CPD focused on these target areas during March. The arrest of 2 career auto prowler thieves on March 13th, 2012 slowed the onslaught of this series and 2 other arrests have brought an end to this series.
- The Cambridge Police are crediting the increased citizen response of locking vehicles and calling in possible suspects as the major factor in interdicting this pattern. Since the end of February, larceny from motor vehicles in these neighborhoods were reduced substantially.
- However, over the past 2 weeks, LMV activity was on the rise in Peabody and North Cambridge once again until the arrest of a known criminal from Dorchester on Walker Street on the third weekend of May.

Percent Change

Last 4 Weeks

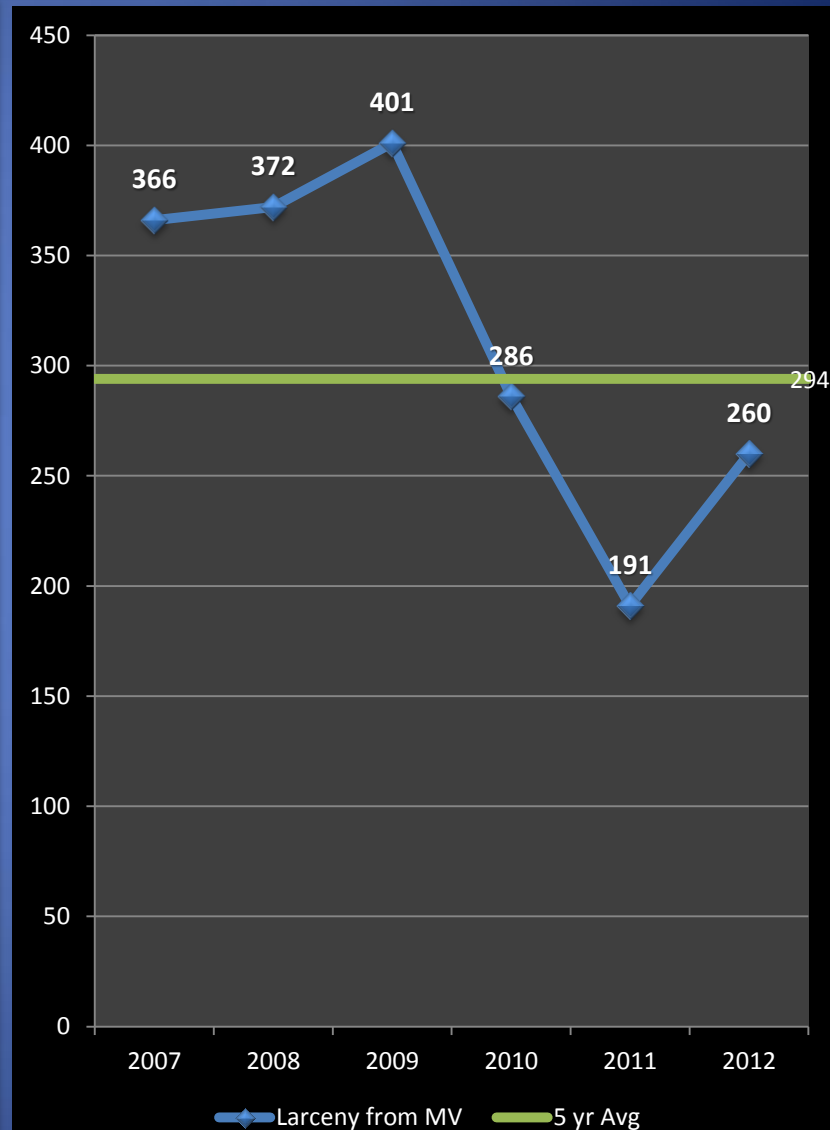
+76%

Previous Year

+36%

5 Year Average

-12%





Larceny from Motor Vehicle Hot Spots in 2012

Cambridge Police BridgeStat

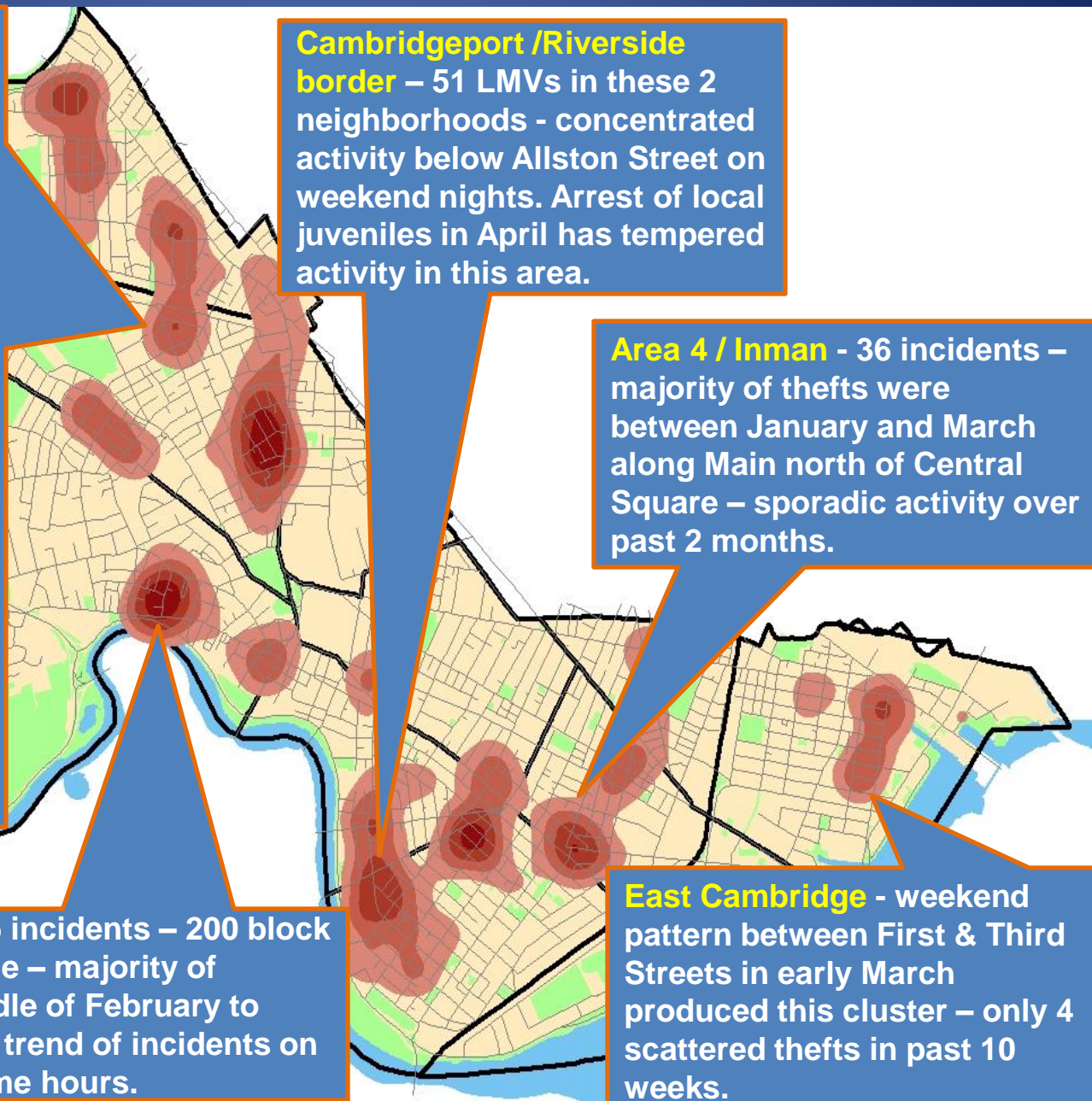
North Cambridge / Peabody – 66 thefts in the first 10 weeks of year - major patterns along Walden and side street off of Rindge Ave. Series of arrests have cooled this area off – the most recent being on Walker Street on 5/21/12 - breaks into MV on weekend nights has been persistent problem during warm weather months in these areas – be vigilant –lock vehicles.

Cambridgeport /Riverside border – 51 LMVs in these 2 neighborhoods - concentrated activity below Allston Street on weekend nights. Arrest of local juveniles in April has tempered activity in this area.

Area 4 / Inman - 36 incidents – majority of thefts were between January and March along Main north of Central Square – sporadic activity over past 2 months.

West Cambridge – 35 incidents – 200 block of Mt Auburn & Brattle – majority of activity between middle of February to early May – temporal trend of incidents on Sunday during daytime hours.

East Cambridge - weekend pattern between First & Third Streets in early March produced this cluster – only 4 scattered thefts in past 10 weeks.





Larceny from Motor Vehicles

What can we do?

Police Response Strategy:

- Cambridge Police are focused on prevention of these crimes by increasing officer visibility in targeted areas.
- Citizens are encouraged to take the proper precautions to protect their vehicles and their belongings by doing everything possible to not make their vehicles easy targets.



Citizen Response Strategy:

- Citizens are asked to take the following precautions to protect themselves, their vehicles, and their belongings from theft:
 - **Take extra care when out doing your shopping.**
 - Make sure all of your car doors are locked when you leave your vehicle.
 - If you are **approached by a suspicious person** while you are in your vehicle, **sound your horn to attract attention.**
 - **NEVER LEAVE VALUABLES EXPOSED IN YOUR CAR.**
 - If you must leave packages or valuables in your car, **place them in the trunk of under a blanket to conceal them**
 - Visit our website for more tips to keep your vehicles and belongings at www.CambridgePolice.org/SafetyTips



LARCENY: *from Person*

Emerging Patterns

- When compared to the first 5 months of 2011, larcenies from person are up 55%. Over the last 4 weeks there has been a significant increase of 38%, or 9 incidents. The 5-year average is normally around 122 incidents and is currently up 25%.
- In the past 4 weeks, there have been 33 larcenies from person, up 9 incidents from the previous 4 weeks. The overwhelming majority of these, 55%, have taken place in Harvard Sq. The predominant scenario for this criminal enterprise is the theft of laptops, cell phones and wallets from victims dining in the early afternoon between the hours of **12:00PM and 2:30PM** or later in the day from **5:30PM to 11PM**.
- **2 people were arrested in separate dipper incidents on Friday 5/25/12 in Harvard Sq.**

Percent Change

Last 4 Weeks

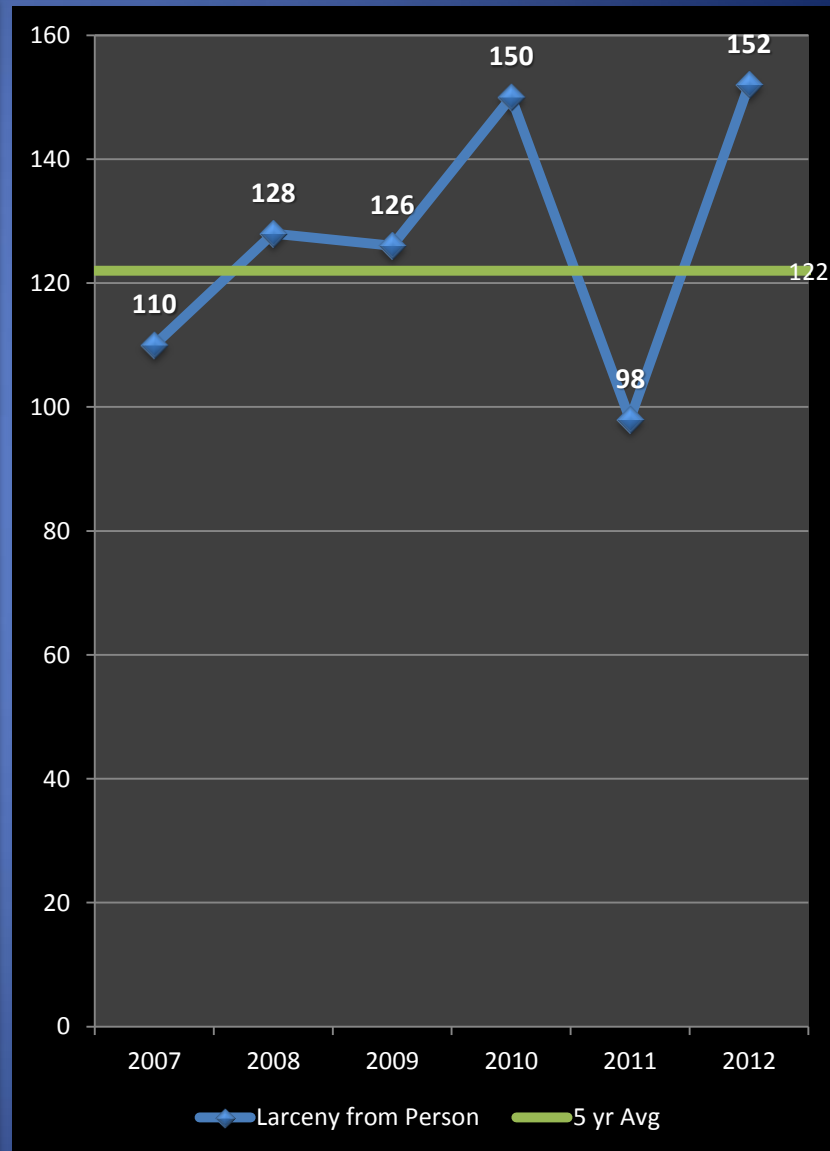
+38%

Previous Year

+55%

5 Year Average

+25%





LARCENY: of *Bicycle*

No Patterns

- The 5-year weighted average for the first 5 months of the year is 59. At this point in 2011, there were 56 bikes stolen, which is just below the norm. In 2012, however, the lack of cold weather and precipitation has yielded 91 bicycle thefts to date, equaling a 63% increase over last year and a 54% rise over the 5-year average. The majority of thefts are bicycles that are locked but are left out in the open (locked to public bike racks or sign poles, for example).
- It should be noted that 54 of the 91 bike thefts reported thus far in 2012 occurred in April or May, accounting for over half of this year's total.
- More than 2/3 of the 24 bike thefts reported in May took place in the lower half of Cambridge (below Harvard Sq).
- **The neighborhoods that have reported the highest number of thefts this far in 2012 are: Cambridgeport (20), East Cambridge (11), Mid Cambridge (9), and Riverside (9).**

Percent Change

Last 4 Weeks

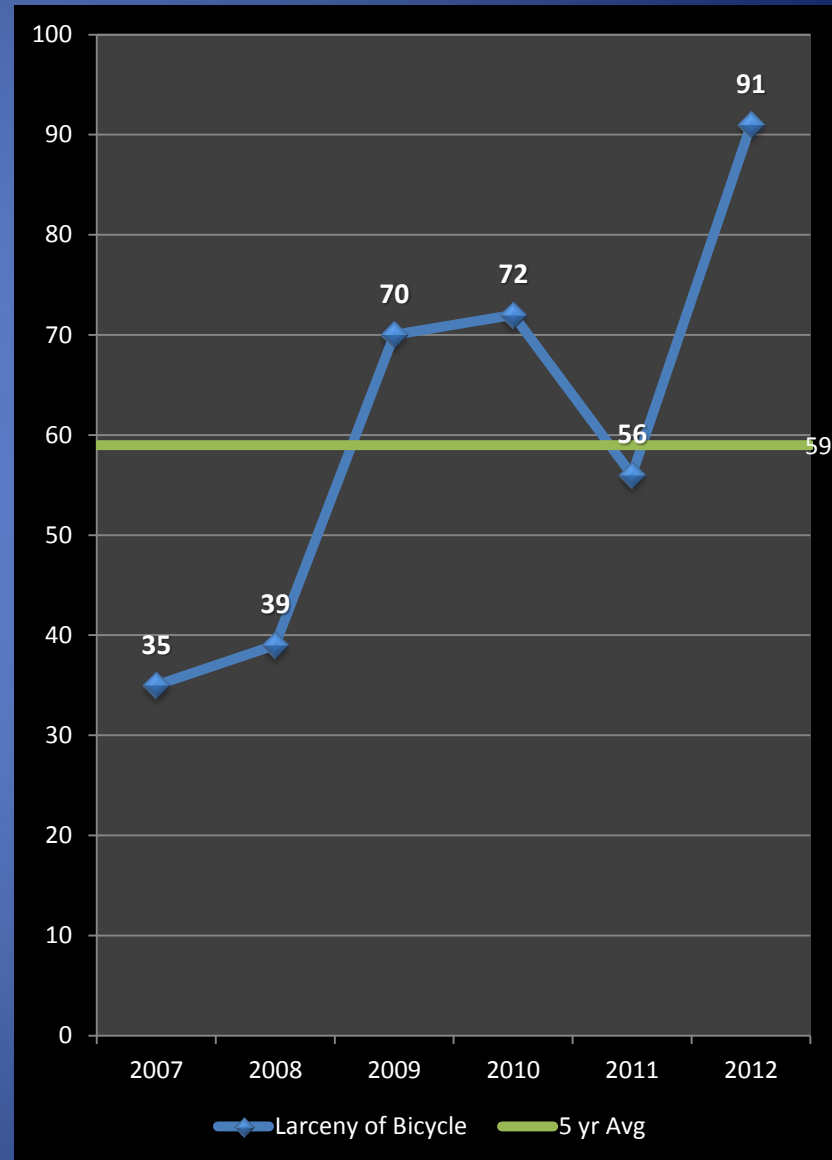
-11%

Previous Year

+63%

5 Year Average

+54%





Larceny of Bicycles:

What Can We Do?

Police Response Strategy:

- Bicyclists stopped for infractions will be reminded to use lights when biking at night, wear helmets under the age of 16, and other safety tips to promote safer biking in the city.



Citizen Response Strategy:

- Bicyclists should register their bicycles online at the CPD website
- For more information about bicycle safety, proper locking, and how to register your bicycle with the police, visit:
www.CambridgePolice.org/CommunityResources.
 - Click on the “Bicycle Safety and Registration” link.
- Stores should be vigilant in recording serial numbers and customer information on sales.
- Universities should encourage students to register their bikes and distribute information on the correct locking procedures.



AUTO THEFT

No Patterns

- The projected 5–year weighted average assigned to auto theft for the first 5 months of the year is 65 incidents; there were 51 cars stolen from January to May 28th of 2012, translating to a 22% decline. When measured versus the same time period in 2011, there was an increase of 1 auto theft from 50 to 51 incidents.
- The number of vehicles stolen in Cambridge dropped by 11 incidents, or 7%, to 158 incidents in 2011. **This is the lowest auto theft total the City has seen in 50 years. This is a record low for a city that used to see staggering auto theft numbers – in 1974 there were 5,203 cars reported stolen.**
- Very few auto theft patterns have been identified in the recent past. Hot spot clusters have been observed in and around the neighborhoods of Central Square – Area 4, Cambridgeport and Riverside—but no definite spatial or temporal trend has been identified in 2012.

Percent Change

Last 4 Weeks

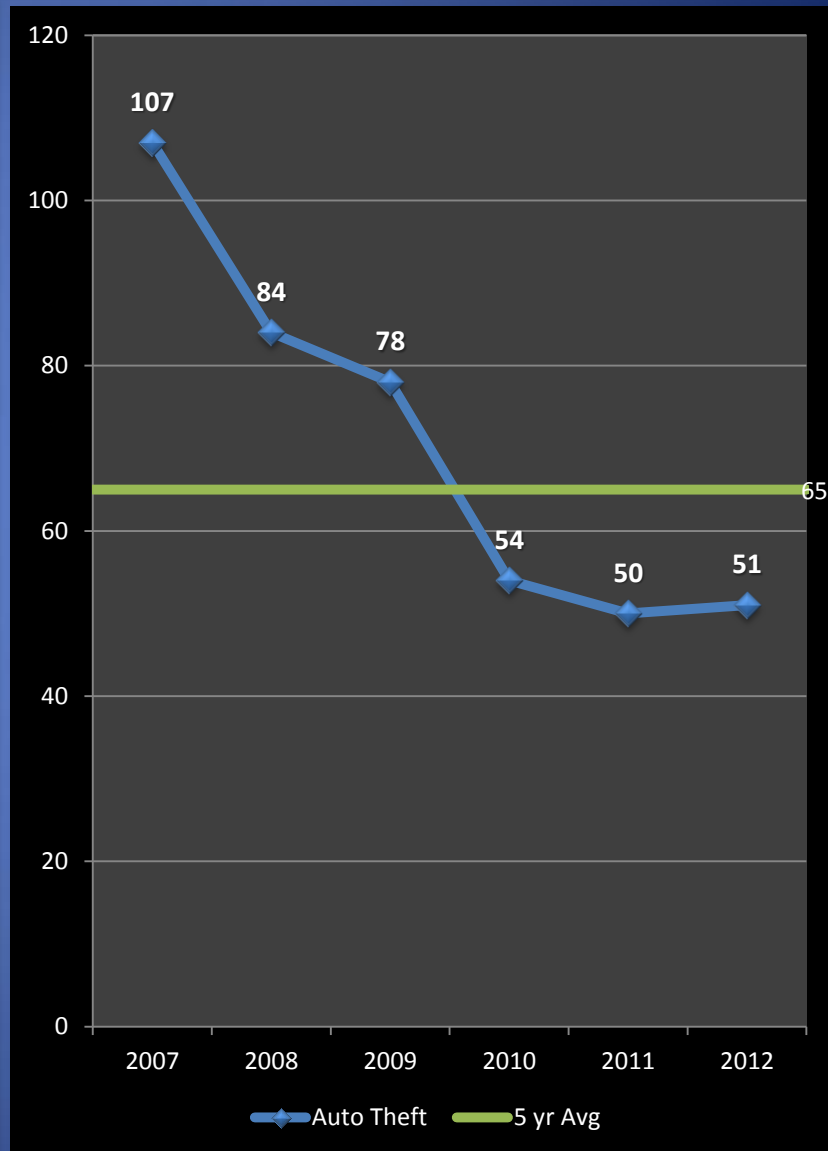
-10%

Previous Year

+2%

5 Year Average

-22%





Help Prevent Crime

And keep yourself informed!

To receive information from the CPD:

- Sign up with for the **Cambridge Alert Network**, to receive alerts about emerging crime patterns, neighborhood meetings, and crime prevention tips, by visiting www.CambridgeMa.gov/AlertNetwork.
- “Like” the Cambridge Police Department on Facebook at www.facebook.com/CambridgePolice
- Follow [@CambridgePolice](https://twitter.com/CambridgePolice) on Twitter.
- Visit our website at www.CambridgePolice.org for valuable information and reports including the Daily Log and BridgeStat, which is published on the first Friday of every month.
- Download our new “MyPD” smartphone app at www.CambridgePolice.org/MyPD.

To Share Information with the CPD:

- Call our Non-Emergency Telephone Number at **617-349-3300**.
 - Every call for service generates a police response, so help drive our resources by reporting things that seem suspicious or out of the ordinary.
- Send an Anonymous TEXT-A-TIP:
 - Send an ANONYMOUS text message to **Tip411 (847411)**. Begin your message with Tip650 and then type your message. You will receive a response from the Cambridge Police with the option to continue communicating. Please remember that this is not a replacement for 9-1-1. **If you witness an emergency situation, please call 9-1-1 immediately.**
- Send an Anonymous Crime Tip E-Mail at www.CambridgePolice.org/Tips



Questions?

- Our detailed Annual Crime Report will contain full data for 2011 and will be released in the coming weeks.
- We welcome all questions, comments, and suggestions.
- Please direct your feedback to:
BridgeStat@CambridgePolice.org.
- To review previous editions of BridgeStat, visit our website at www.CambridgePolice.org/BridgeStat.