



Cambridge Police Department BridgeStat

November 2011

**** BridgeStat was recognized by the International Association of Crime Analysts in the Statistical Bulletin Category at 2011 IACA Training Conference.***



Part I Property Crime

Cambridge Police BridgeStat

	4 Week Snapshot				Year to Date				Five Year	
	9/27 - 10/24	10/25 - 11/21	Change		2010	2011	Change		Avg	Change
Burglary	36	33	-8%		382	477	25%		428	11%
Commercial Break	5	5	0%		72	80	11%		82	-2%
Housebreak	31	28	-10%		310	397	28%		346	15%
Larceny	213	196	-8%		2308	2104	-9%		2370	-11%
Larceny (Misc)	4	4	0%		20	31	55%		27	15%
Larceny from Building	32	37	16%		345	363	5%		342	6%
Larceny from MV	67	63	-6%		720	553	-23%		852	-35%
Larceny from Person	36	31	-14%		299	273	-9%		301	-9%
Larceny from Residence	16	16	0%		163	179	10%		168	7%
Larceny of Bicycle	30	20	-33%		368	344	-7%		292	18%
Larceny of Plate	4	0	-100%		37	38	3%		40	-5%
Larceny of Services	1	1	0%		27	22	-19%		25	-12%
Shoplifting	23	24	4%		329	301	-9%		322	-7%
Auto Theft	9	12	33%		155	146	-6%		192	-24%
Total Property Crime	258	241	-7%		2845	2727	-4%		2989	-9%

Nov
2011



Part I Violent Crime

	<u>4 Week Snapshot</u>				<u>Year to Date</u>				<u>Five Year</u>	
	9/27 - 10/24	10/25 - 11/21	Change		2010	2011	Change		Avg	Change
Homicide	0	1	IN-CALC		0	2	IN-CALC		1	100%
Rape	3	3	0%		28	26	-7%		29	-10%
Robbery	15	25	67%		134	135	1%		148	-9%
Commercial Robbery	2	7	250%		18	31	72%		23	35%
Street Robbery	13	18	38%		116	104	-10%		125	-17%
Aggravated Assault	27	19	-30%		237	242	2%		234	3%
Total Violent Crime	45	48	7%		399	405	2%		412	-2%



Part I Total Crime

	<u>4 Week Snapshot</u>				<u>Year to Date</u>				<u>Five Year</u>	
	9/27 - 10/24	10/25 - 11/21	Change		2010	2011	Change		Avg	Change
Total Violent Crime	45	48	7%		399	405	2%		412	-2%
Total Property Crime	258	241	-7%		2845	2727	-4%		2989	-9%
Total Part I Crime	303	289	-5%		3244	3132	-3%		3402	-8%



Crime in Cambridge: 1/1/11 to 11/21/11

- The serious crime total in Cambridge for 2011 continues to register below last year's total, with a **3% decline reported** when compared with the first eleven months of 2010. This also remains true when 2011 is measured against the five-year weighted average of index crimes for this time frame, with a **drop of 8% recorded**. The majority of this decrease can be attributed to the overall decline in larceny (-9% compared to 2010), where there have been 204 fewer thefts reported in 2011.
- There have been **118 fewer property crimes recorded so far in 2011** to record a **4% decrease** when compared with the first eleven months of last year. **Property crimes** registered a **decline of 9%** when measured against the 5-year weighted average for the time span between 1/1/11 and 11/21/11. Over the first eleven months of 2011, there have been six additional violent crimes reported in Cambridge (rising from 399 to 405). When compared with the 5-year weighted average, violent crimes are 2% below the projected number of 412 for the same time period.
- The decline of larceny from motor vehicles at **23% less than the number reported in 2010 and 35% below the 5-year weighted average** continues to drive the entire declining crime index trend. There were 167 fewer thefts from vehicles through November 21st of 2011 than there were during the same time period in 2010.
- After an exceptionally low total of street robberies during the warm weather months in our City and then a spike in this crime type in October and November, **robberies have begun to even out following a number of arrests.**



MURDER

No Patterns

Percent Change

Last 4 Weeks

n/a

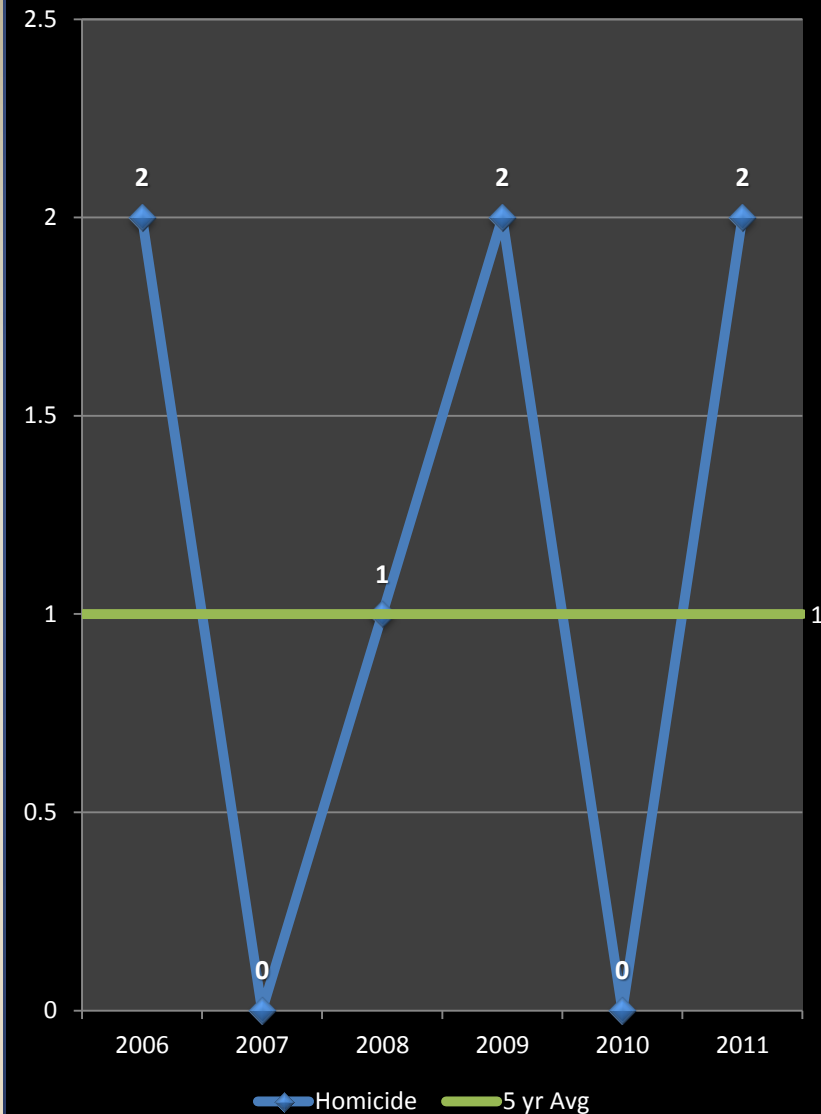
Previous Year

n/a

5 Year Average

+100%

- Cambridge had a double shooting in Cambridgeport on the night of 3/12/11. In that incident, two victims were transported to area hospitals where one of the victims was pronounced dead. The other victim survived. While no arrests have been made, authorities do not believe the shooting was a random incident. This investigation remains ongoing.
- **According to the FBI, there were 14,748 persons murdered across the United States in 2010. This was a 4% decrease from the 2009 estimate. In 2010, there were 4.8 murders per 100,000 inhabitants. Compared with 2006 rate, murder decreased 17.4 % on the national level. Since 1990, Cambridge has averaged two murders per year.**
- **There have now been four murders committed during the month of November in Cambridge since 1990. The latest on 11/20/11 was a domestic incident in which the victim's daughter has been charged.**





RAPE

No Patterns

Percent Change

Last 4 Weeks

0%

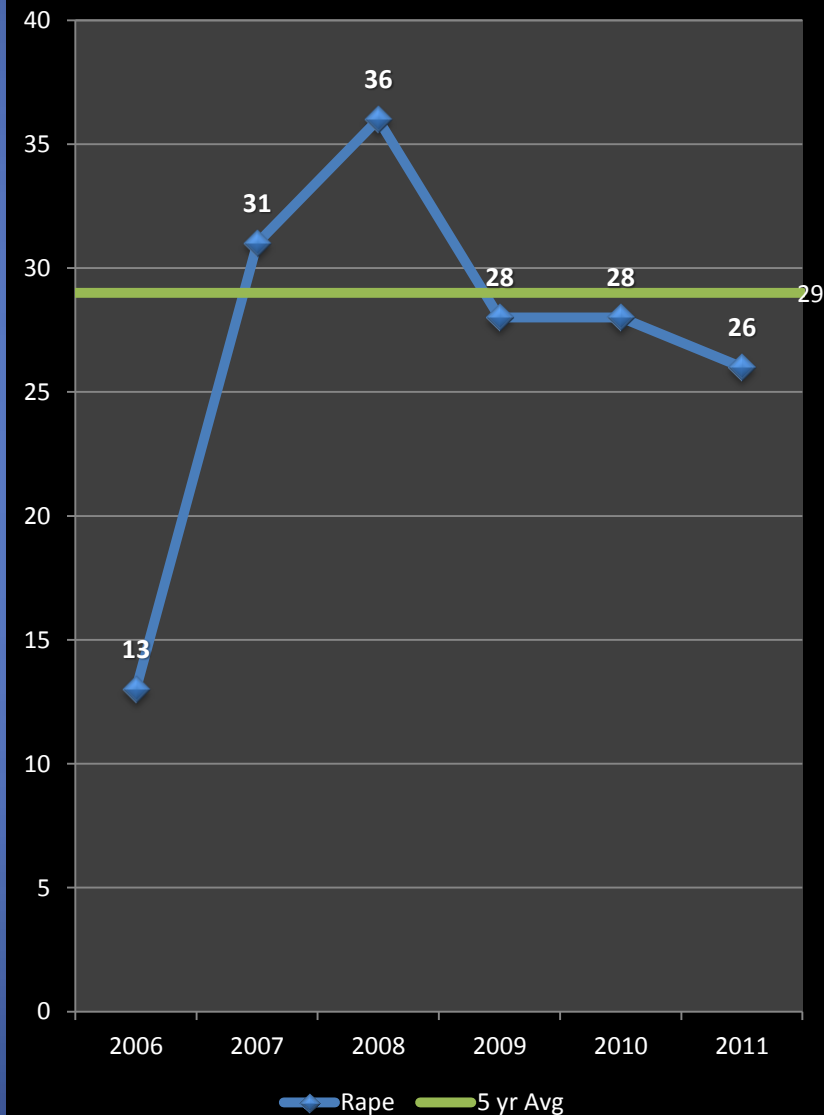
Previous Year

-7%

5 Year Average

-10%

- There were 26 sexual assaults reported between 1/1/11 and 11/21/11. **The three sexual assaults recorded in the past 4 weeks since October 29th, 2011 have been classified as either acquaintance rapes or blitz. Further analysis of these incidents reveals that one of the crimes will most likely be unfounded, one involved a juvenile/statutory scenario, and the assault on 11/11/11 led to the arrest of a Boston resident.**
- **Eight of the twenty-six incidents reported in 2011 actually occurred prior to this year.** One of the rapes is a past incident from the mid -1990s.
- **Sixteen of the incidents involved acquaintances, five were domestic situations, three involved a contact scenario with the offender being someone the victim had met in a public place, and two were stranger-to-stranger rapes both of which resulted in an arrest.**





Police Make Arrest in Indecent Assault & Battery Investigation

The following information is from the Somerville Police Department:

Somerville Police have arrested a 22 year old Somerville man in connection with several recent indecent assaults on women in Somerville and Medford. Over the past two months, Somerville Police, working together with Cambridge, Medford, Transit and Tufts University Police and the FBI Violent Crimes Task Force, have arrested Alfredo Romero Posada after a two month long investigation of area assaults on women. A special task force was formed to conduct this investigation since mid-September. The Task Force utilized surveillance teams, Decoy Officers and Saturated Patrols in the Davis Square and Porter Square neighborhoods. Posada was observed in the Davis Square area on October 29th by officers assigned to this task force. Surveillance officers were able to stop and identify him as a potential suspect as he was approaching a woman walking alone.

As a result of that intervention, and the follow-up investigation, Posada was ordered by the Middlesex Grand Jury to appear in a line-up at Somerville Police Headquarters. Posada was identified by the victims of two Somerville incidents and one Medford incident. He will be charged with three counts of assault with intent to rape and three counts of indecent assault and battery. Posada was identified as the assailant in a September 10th incident on Wallace Street and a September 24th incident on College Ave. He will also be charged in connection with an October 22nd incident on College Ave in Medford.



AGGRAVATED ASSAULT

No Patterns

Percent Change

Last 4 Weeks

-30%

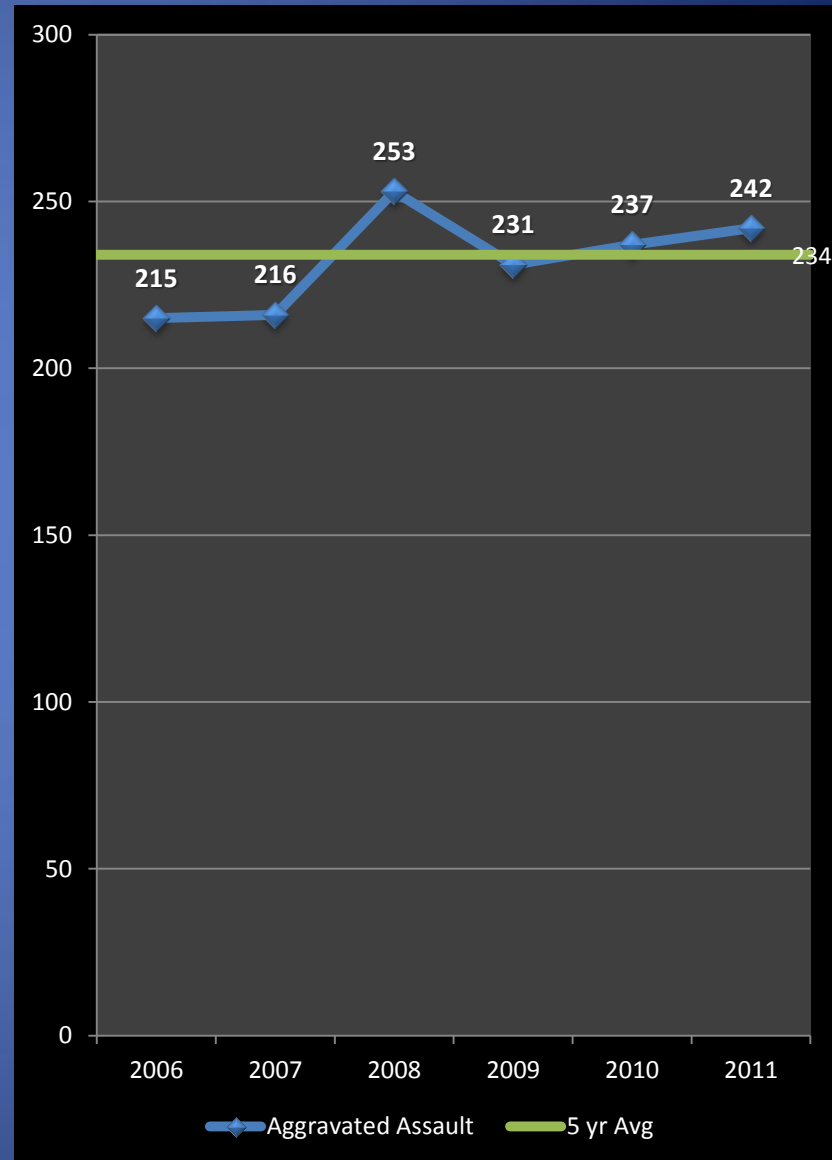
Previous Year

+2%

5 Year Average

+3%

- When measuring this violent index crime against the 5-year average for the first eleven months of the year, there has been a small increase of 3%, with fourteen additional incidents counted. When comparing the previous year for this violent crime type to the current period between January 1st to November 21st aggravated assaults have increased by 2% or 5 incidents.
- The following assault classifications make up the majority of categorizations of Aggravated Assaults in Cambridge in 2011: 32% were domestic in nature; 12% were between acquaintances; 10% were bar fights; 10% were altercations classified as juvenile/gang disputes and 5% were altercations among the homeless.
- Further analysis of aggravated assaults indicates that **there has been a dramatic decrease of 30% when measured against the previous four weeks**. Two of the eleven assaults since the last BridgeStat were domestic in nature. **Sporadic incidents still occur in Harvard Square on weekend nights however there were no such incidents since the last BridgeStat.**





ROBBERY

Cooling Pattern

Percent Change

Last 4 Weeks

+67%

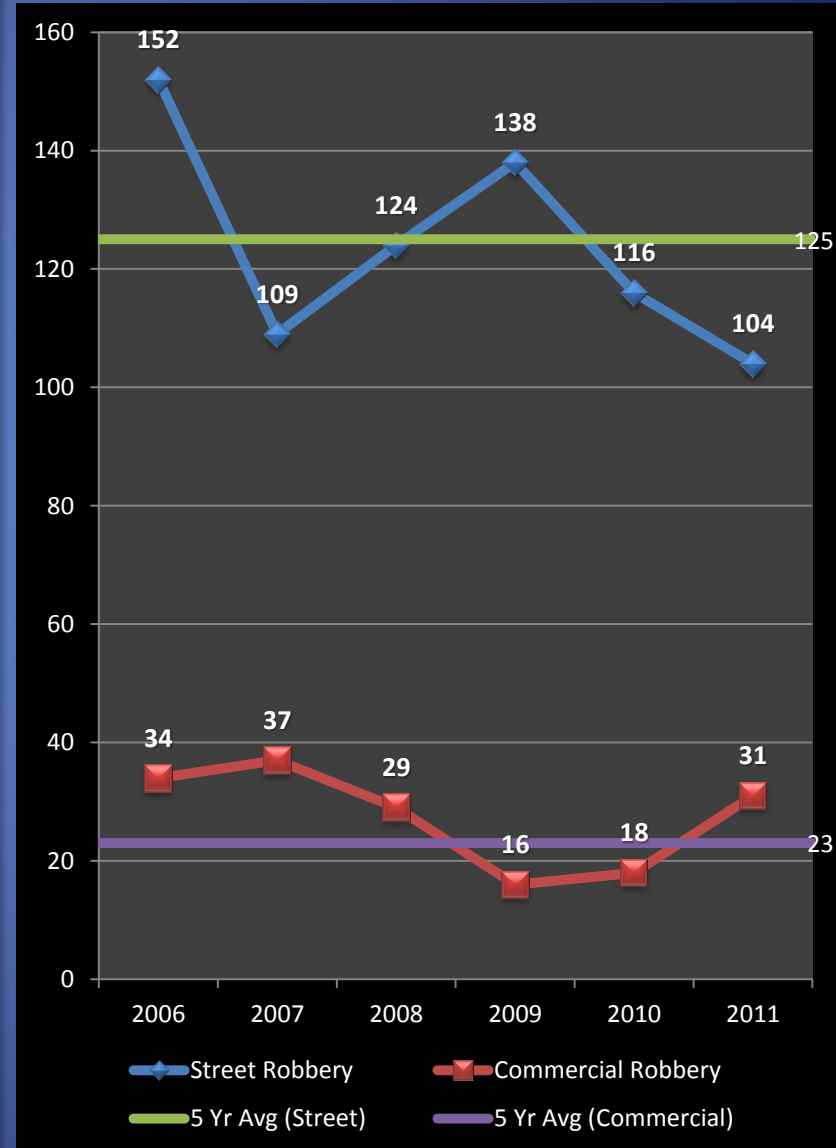
Previous Year

+1%

5 Year Average

-9%

- Total Robbery fell by 13 incidents from a 5-year average of 148 incidents YTD to 135 incidents through 11/21/11 to record a 9% decrease.
- Street robbery is down 10% in Cambridge in 2011. There have been 104 incidents recorded through November 21st of this year, while for the same time period last year, 116 crimes were reported. When measured against the 5-year average for this target crime, a 17% reduction has been recorded.
- Over the past four weeks, there has been an increase of 67% when compared with the previous four-week period. Commercial robberies jumped from two incidents to seven and street robberies rose from 13 incidents to 18 when compared with the previous month.
- A major street robbery pattern involving both armed and unarmed incidents emerged across Mid and East Cambridge during the middle of October and continued into mid-November. **Three Boston males were arrested on 11/11 and 11/15 in connection with at least two incidents in Cambridge and one in Boston. The pattern has cooled considerably following these arrests.**





Street Robberies

What can we do?

Police Response Strategy:

- Cambridge Police have shared information about the street robbery pattern with the community:
 - Citizen Alerts sent to the East Cambridge, Mid-Cambridge, Inman/Harrington, and Area 4 neighborhoods.
 - East Cambridge Neighborhood Meeting to discuss robberies held at Police Department on 11/2.
- Extra patrols have been deployed to current hot-spot areas to help prevent any increase in activity.
- Plainclothes/undercover officers have been in the area as well.
- CPD is sharing information and partnering with other agencies to address this regional pattern.
- **3 Boston males were arrested on 11/11 and 11/15 in connection with at least two incidents in Cambridge and one in Boston.** The pattern has cooled considerably following these arrests.

Citizen Response Strategy:

- In order to help protect residents from becoming a victim of street robberies, Cambridge Police would like to remind students and citizens to take the following precautions when walking at night:
 - **Be aware of your surroundings at all times and trust your instincts.**
 - **Always walk with a friend or in a group when possible.**
 - **Do not wear earbuds**, headphones, or listen to music while walking alone.
 - If you feel you are being followed, show you are suspicious – Turn to look at the person. This sends a clear message that you will not be taken by surprise.
 - If approached, **DO NOT RESIST**, especially if you know or believe the robber to be armed. The best course of action is to hand over money and whatever other belongings are demanded as quickly as possible and try to disengage from this confrontational and potentially dangerous situation as soon as possible. **Remember, things can always be replaced.**

For more safety tips, visit

http://www.cambridgema.gov/CityOfCambridge_Content/documents/street%20saftety.pdf



BURGLARY

Emerging Patterns

- Total Burglary, the combination of residential and commercial burglary, is up 11% when compared to the 5-year average.
- Housebreaks have recorded a problematic increase of 25% for the first eleven months of 2011 when compared with the same time period for 2010. **Further analysis reveals that part of this incline should be tempered by the fact that last year's total was unusually low (from 50 to 130 fewer breaks than the prior 3 years).**
- The 4-week housebreak comparison shows a decrease of 10% with three less breaks recorded over the previous month's total.
- The subtle pattern of daytime housebreaks in the Area 4 neighborhood that was identified six weeks ago has dissipated.
- There were more two daytime breaks in West Cambridge since the last BridgeStat that were similar to a pattern in this area during the summer months. This is a sporadic daytime pattern that we are monitoring for further breaks.
- Commercial breaks stayed the same as the past 4 weeks with 5 being reported during each time frame; no discernible patterns currently exist. There have been ten scattered and unrelated commercial breaks in Cambridge since the beginning of October.

Percent Change

Last 4 Weeks

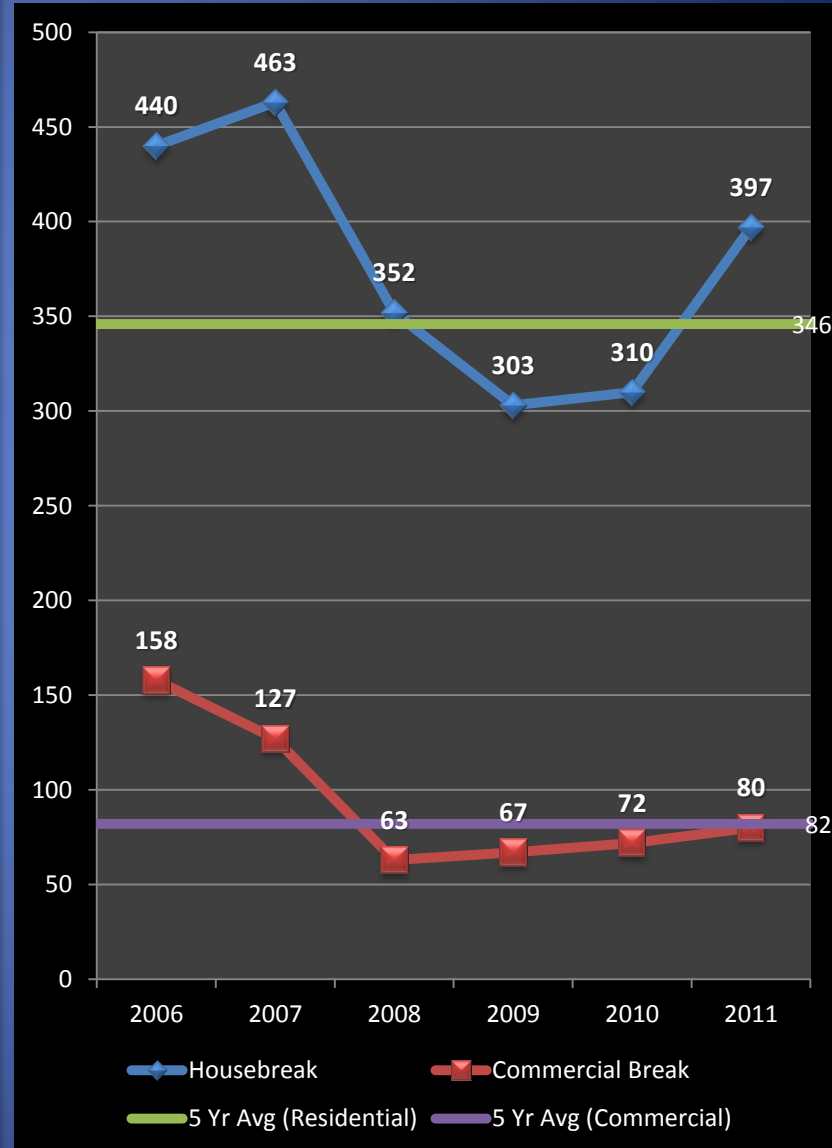
-8%

Previous Year

+25%

5 Year Average

+11%





LARCENY

No Patterns

Percent Change

Last 4 Weeks

-8%

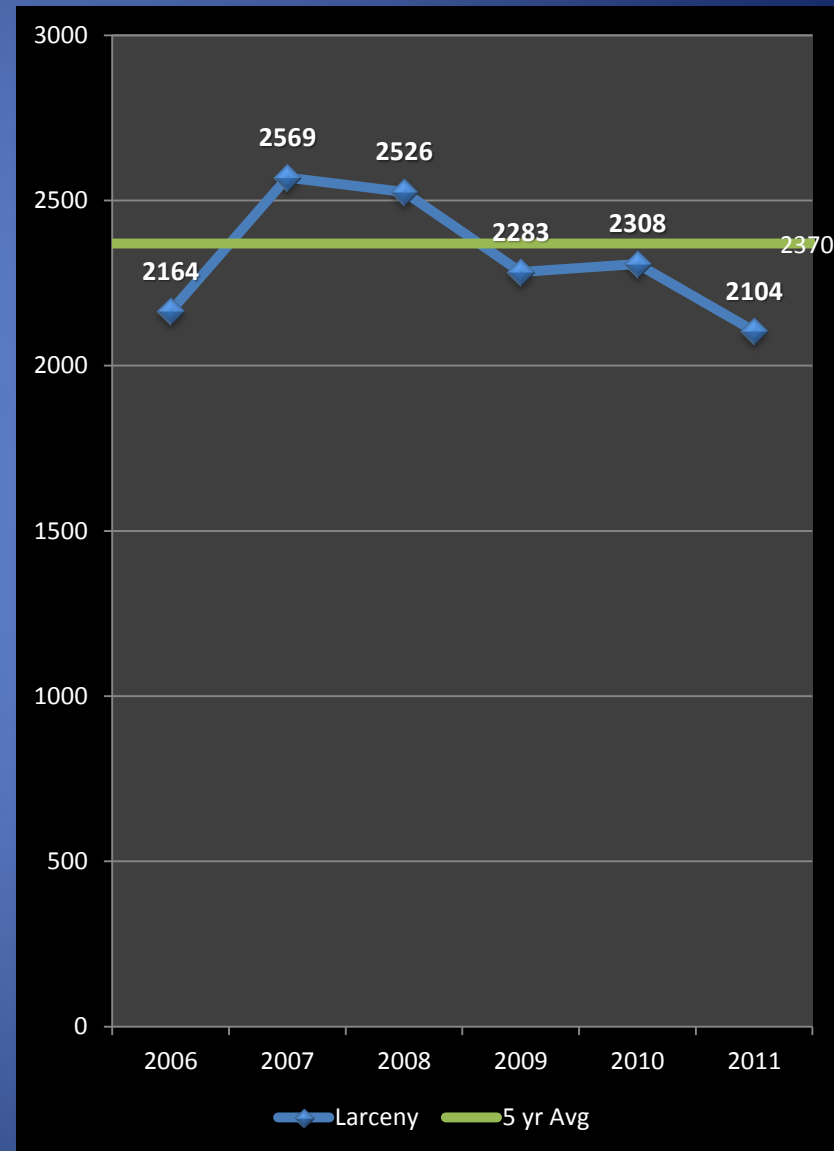
Previous Year

-9%

5 Year Average

-11%

- Overall, larceny in 2011 has decreased by 9% when compared with the first 46 weeks of 2010 and 11% when measured against the 5-year weighted average for this time frame. There have been 204 fewer larcenies thus far in 2011 than there were through this point in 2010.
- Larcenies from motor vehicles are down 35% versus the 5-year weighted average for this target crime year-to-date. One-third of the incidents took place in East Cambridge. There were also a few weekend overnight breaks along the Mass Ave border between Agassiz and Peabody.
- Larcenies from persons have dropped 9% from the 2010 totals for this index crime. This crime is down 14% (5 fewer incident) when comparing the most recent four weeks to the previous four weeks.
- So far this year, there have been 344 reported bike thefts in Cambridge, while there were 368 reported through this time frame in 2010, equaling a 7% decrease this year. However, bike thefts are still up 18% over the 5-year-average. Thirteen bike thefts have been reported since the last BridgeStat, with no specific hotspot of activity. This crime is expected to drop off with the arrival of cooler weather.





LARCENY: *from MV*

No Patterns

Percent Change

Last 4 Weeks

-6%

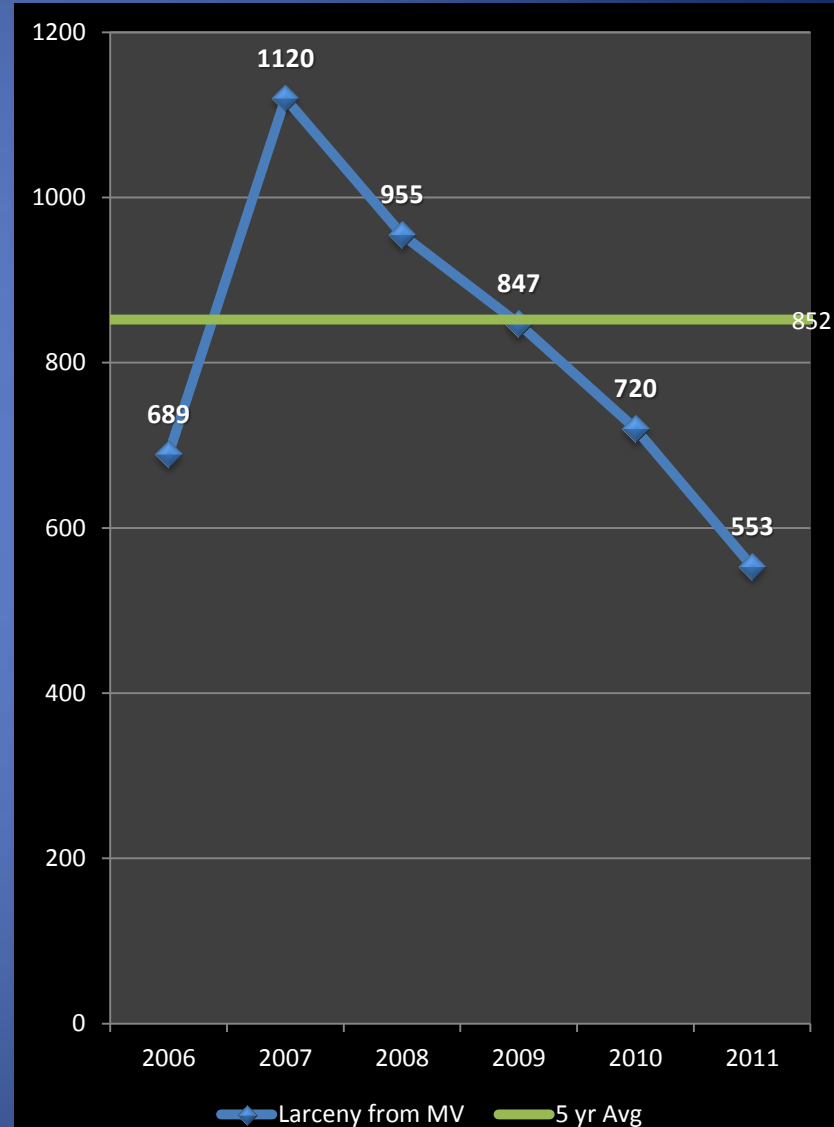
Previous Year

-23%

5 Year Average

-35%

- Larceny from MVs are down 35% when compared with the 5-year average, with **nearly 300 fewer incidents** than the norm for this time period. The number reported for the first eleven months of the year in 2011 is also 167 less than the 2010 total, which translates to a 23% reduction in thefts from vehicles.
- Larceny from motor vehicles fell by 6% in November, recording four fewer thefts than the previous four weeks.
- Over the past few BridgeStats, there has been a chronic problem of thefts from vehicles in Agassiz and Peabody on weekend late nights. This pattern has been a persistent 4th Quarter blister on the crime rate over the past few years. **Six car breaks, mostly overnight, have been reported in this area since the last BridgeStat.**
- A series of late night breaks into vehicles in East Cambridge (1AM to 3AM) surfaced in mid-October. Despite an arrest in this area on 11/9/11, the problem has continued sporadically in this neighborhood over the past couple of weeks.





LARCENY: of MV – Focus Areas

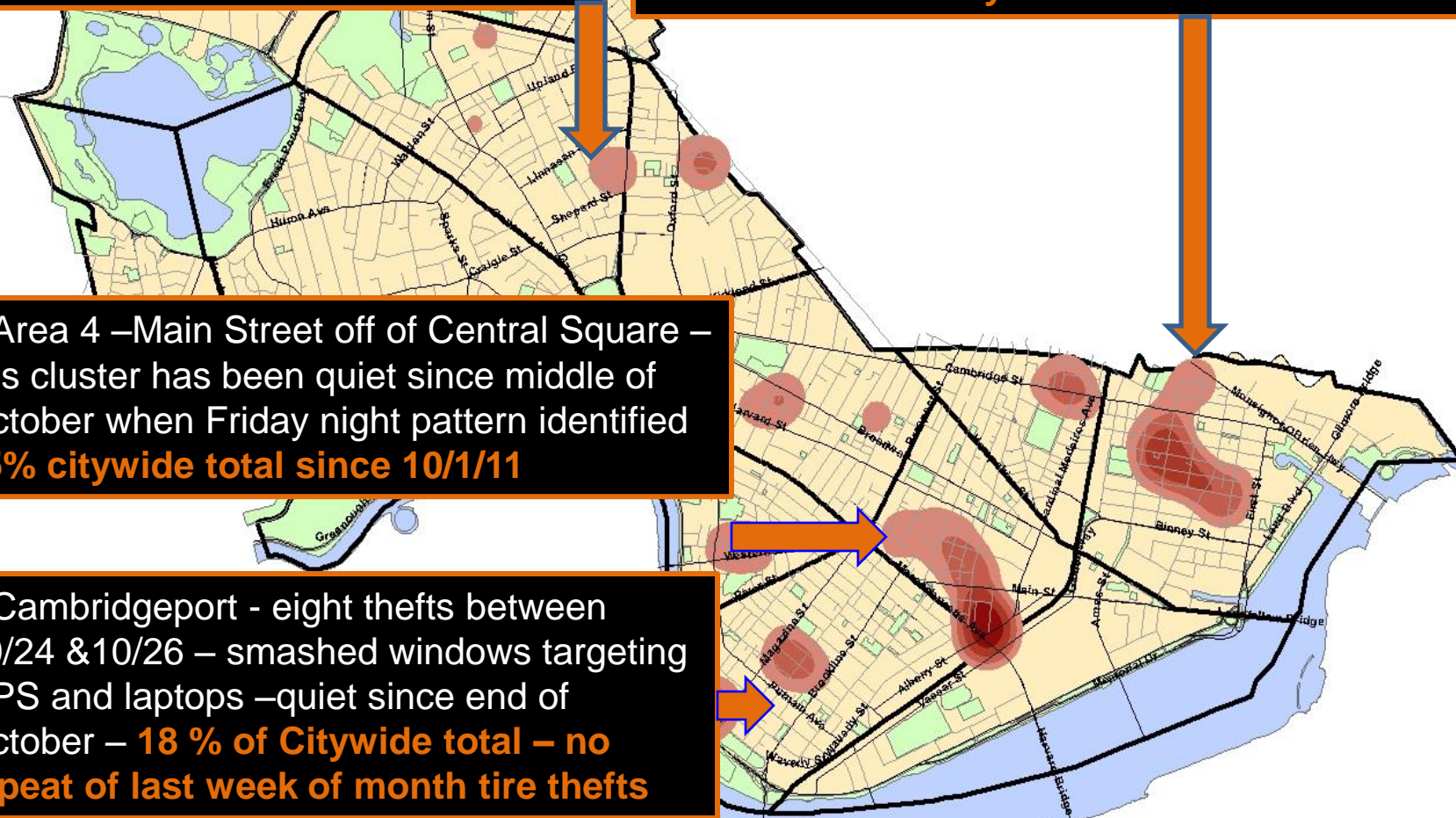
No Pattern – Activity since October 1st, 2011

- Peabody on weekend over nights has been relatively quiet over the past two weekends - tendency to be chronic 4th Quarter hot spot - **18% of the citywide total**

- East Cambridge –between Gore and Binney Third to Eighth Street - unlocked MVs weekday over nights –targeting loose items : Arrest made on 11/9/11 - **20% citywide total since 10/1/11**

- Area 4 –Main Street off of Central Square – this cluster has been quiet since middle of October when Friday night pattern identified **15% citywide total since 10/1/11**

- Cambridgeport - eight thefts between 10/24 & 10/26 – smashed windows targeting GPS and laptops –quiet since end of October – **18 % of Citywide total – no repeat of last week of month tire thefts**





LARCENY: *of Bicycle*

No Patterns

Percent Change

Last 4 Weeks

-33%

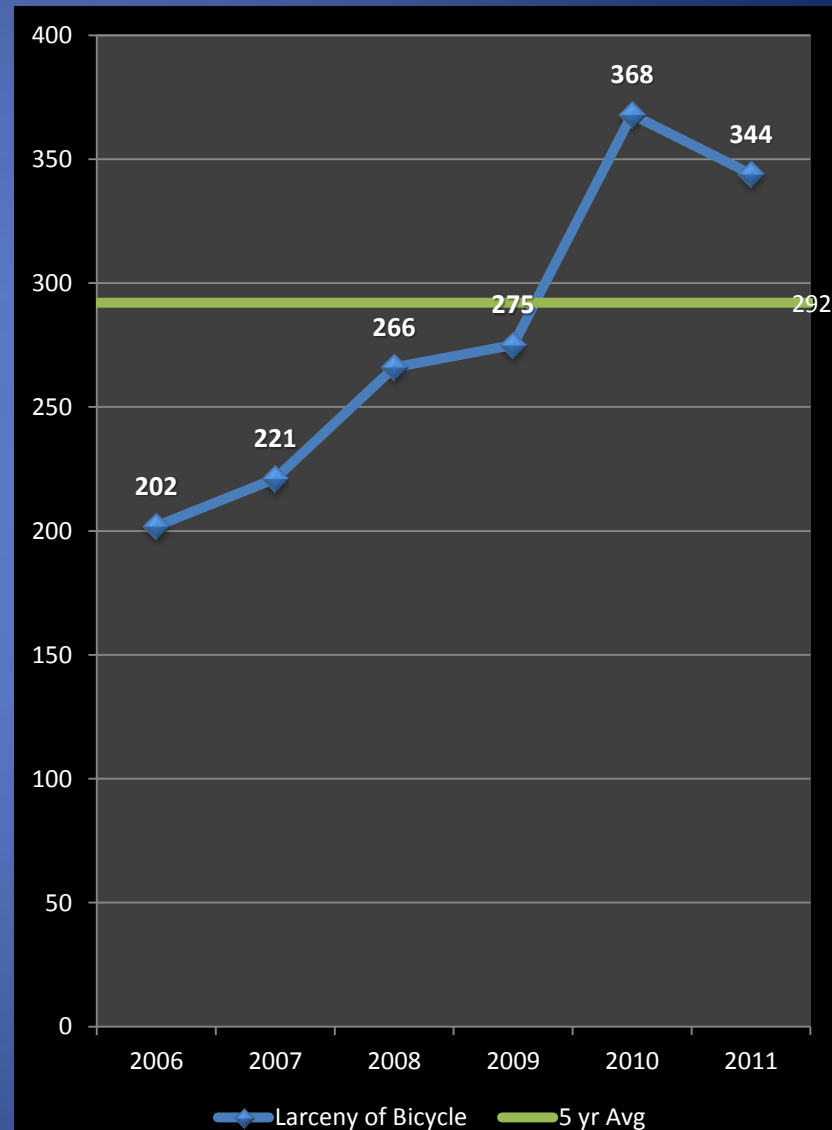
Previous Year

-7%

5 Year Average

+18%

- Over the first 11 months of 2011, there have been 24 fewer bike thefts reported citywide than for the same time period in 2010, which translates to a 7% reduction for this type of theft. On the negative side, this crime still continues the trend that emerged in 2008 of increasing bike thefts and is recording an 18% uptick when compared with the 5-year weighted average.
- Only thirteen bike thefts have been reported in Cambridge since the last BridgeStat. Cambridgeport had been the hotspot for much of the summer, with weekday afternoon activity concentrated in lower Cambridgeport and Riverside, while Peabody activity emerged in the fall in the Porter Sq area on weekday afternoons/early evenings.
- Currently there is not enough activity to determine any hotspots for this activity, due to the cooling weather.





LARCENY: *from Person*

No Patterns

Percent Change

Last 4 Weeks

-14%

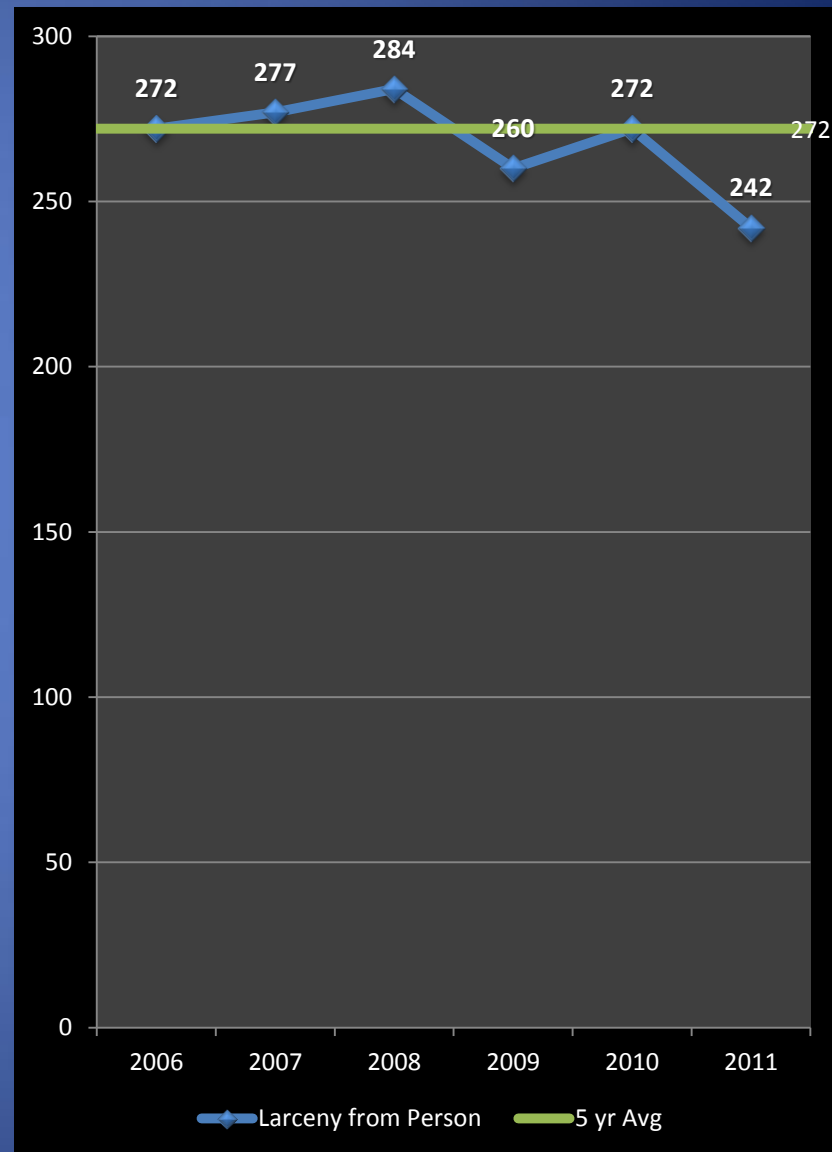
Previous Year

-9%

5 Year Average

-9%

- After an exceptionally calm Summer/tourist season in Harvard Square, and a subsequent increase following the return of students to Cambridge, larcenies from persons have evened out over recent weeks. This crime is down five incidents when comparing the most recent four weeks to the previous four weeks.
- Since the last BridgeStat, Central Sq and Harvard Sq saw three and seven dining-related incidents, respectively. In Central Sq, all incidents varied however Harvard Sq incidents were Saturday through Monday during the late afternoons at restaurants or cafes. Starbucks was hit hardest with three taking place there.
- It should be noted that **larcenies from persons citywide are down 14% when compared with the first 11 months of 2010 and are registering a 9% decline when measured against the five-year average for this target crime.**





AUTO THEFT

No Patterns

Percent Change

Last 4 Weeks

+33%

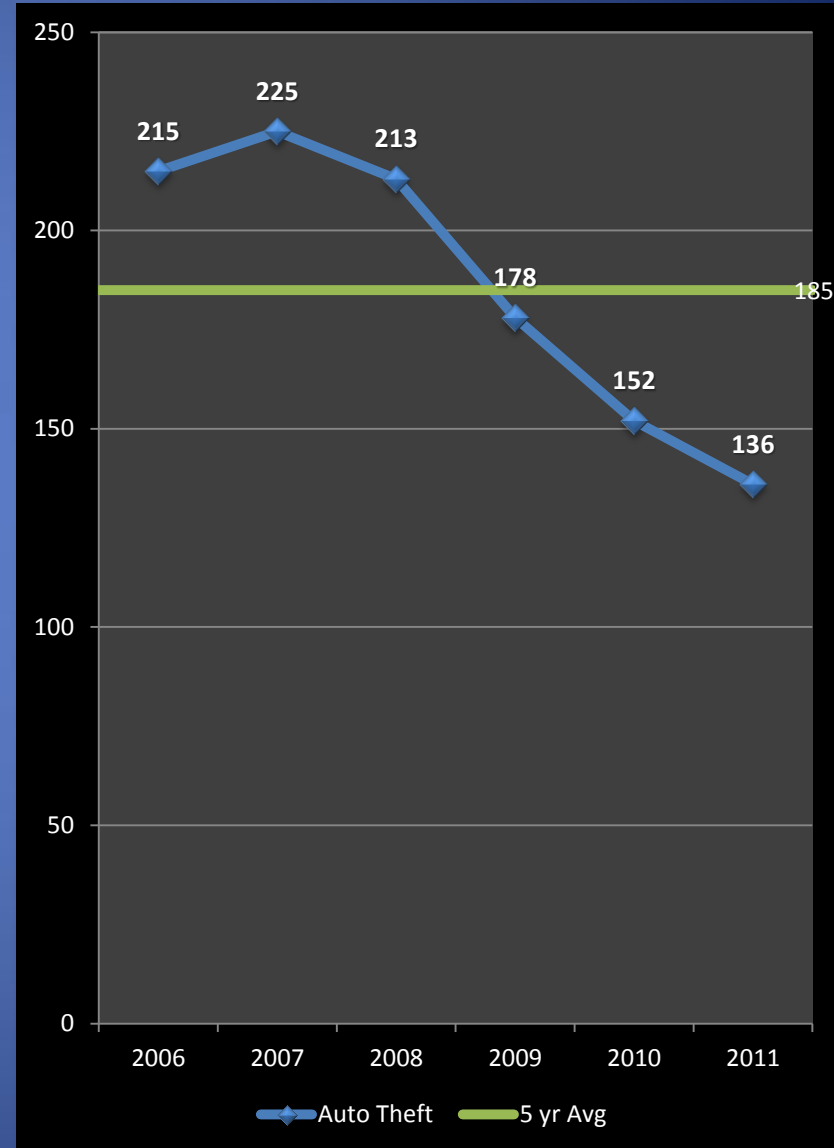
Previous Year

-6%

5 Year Average

-24%

- The 5-year weighted average for auto theft for the first forty-six weeks of the year is 192 incidents; there have been only 146 reported in Cambridge for this time period in 2011, which translates to a 24% decline.
- There have been 9 fewer auto thefts in Cambridge in 2011 than there were during the same time period last year. The number of auto thefts in 2010 was at a historical low.
- Since November 1st, 2011, cars have been stolen from the following neighborhoods: Area 4 (5), East Cambridge (4), Agassiz (1), Cambridgeport (1), North Cambridge (1), Peabody (1), Strawberry Hill (1).
- **Only 68 of the 146 cars stolen thus far in 2011 (or 47%) have been recovered. Our normal recovery rate at the end of each year is usually between 70 to 75 percent.**





Holiday Safety Tips

Protect yourself & your belongings this Holiday Season

Prevent Thefts from MVs:

- Never leave valuables exposed in your car.
- After you have been holiday shopping, do not leave packages exposed in your vehicle. If you must leave valuables in your car, place them on the floor, under a blanket, or in your truck where they are not visible.
- Make sure to lock all doors when exiting your vehicle, and lock them again once you reenter your vehicle and are getting ready to depart.

Prevent Housebreaks while on Vacation:

- If traveling this holiday season, be sure to leave a light on or place a light on a timer while you are away.
- Do not let mail pile up on your porch or in your mailbox. Ask a trustworthy neighbor to retrieve your mail while you are away.

Prevent Robberies/Theft:

- Many people are out an about this time of year shopping and carrying valuables. Be sure to be aware of your surroundings when at malls, in parking lots, or walking on the street.
- Try not to draw attention to yourself or the valuables in your bags.
- Try to walk in a group whenever possible, and do not distract yourself by listening to music with earbuds, talking on cell phones, etc.



Help Prevent Crime

And keep yourself informed!

To receive information from the CPD:

- Sign up with Citizen Observer, part of the **Cambridge Alert Network**, to receive alerts about emerging crime patterns, neighborhood meetings, and crime prevention tips, by visiting www.CambridgeMa.gov/AlertNetwork.
- “Like” the Cambridge Police Department on Facebook at www.facebook.com/CambridgePolice
- Follow [@CambridgePolice](https://twitter.com/CambridgePolice) on Twitter.
- Visit our website at www.CambridgePolice.org for valuable information and reports including the Daily Log and **BridgeStat**, which is published on the first Friday of every month.

To Share Information with the CPD:

- Call our Non-Emergency Telephone Number at **617-349-3300**.
 - Every call for service generates a police response, so help drive our resources by reporting things that seem suspicious or out of the ordinary.
- Send an Anonymous TEXT-A-TIP:
 - Send an ANONYMOUS text message to **Tip411 (847411)**. Begin your message with Tip650 and then type your message. You will receive a response from the Cambridge Police with the option to continue communicating. Please remember that this is not a replacement for 9-1-1. **If you witness an emergency situation, please call 9-1-1 immediately.**
- Send an Anonymous Crime Tip E-Mail at http://www2.cambridgema.gov/cpd/contact/mailform.cfm?email_id=101



Questions?

- BridgeStat is a work in progress and will evolve over time to include more detailed information.
- We welcome all questions, comments, and suggestions.
- Please direct your feedback to:
BridgeStat@CambridgePolice.org
- For more detailed analytical reports, including the full 2010 Annual Crime report, please visit
http://www.cambridgema.gov/CPD/publications/crime_2010.cfm