



Cambridge Police Department BridgeStat

October 2013

Produced by the Crime Analysis Unit



Part I Total Crime

- Serious crime in Cambridge over the first ten months of 2013 has decreased 7% when measured against the same time period in 2012. When compared against the five-year weighted average for this same time frame, an **8% decline (234 fewer serious crimes than the projected average)** has been recorded. The majority of the decrease from 2012 to 2013 can be attributed to the overall drop in Burglary (-22%), with 90 fewer breaks recorded when contrasted with the same time period in 2012, along with a **21% decline** in the violent index crime of aggravated assault.
- A detailed analysis of all statistics indicates that there were **141 fewer property crimes recorded through the first ten months** of 2013, which translates to a **5% decrease** when measured against the 2012 statistics. **Violent crime has abated 16% between January 1st and October 28th of 2013 when compared with the same time period in 2012.**
- When measuring the serious crime totals versus the previous month of September, there was **a 4% increase** in the number of index crimes, with 11 additional incidents recorded during October of 2013.

	4 Week Snapshot			Year to Date			Five Year	
	9/3-9/30	10/1-10/28	Change	2012	2013	Change	Avg	Change
Total Violent Crime	34	28	-18%	350	294	-16%	363	-19%
Total Property Crime	267	284	6%	2581	2440	-5%	2605	-6%
Total Part I Crime	301	312	4%	2931	2734	-7%	2968	-8%



Part I Property Crime

- Totals for property crime point to a 5% slip** below the number reported during the first ten months of 2012, and a **6% drop** below the five-year average. The only larceny category to register a notable increase over the past four weeks was a **rise of 26%** in larcenies from MVs. **Burglary is down a noteworthy 22% from 2012, and 19% below the five-year weighted average.** There were two housebreak patterns identified during the last two weeks of September.

	<u>4 Week Snapshot</u>				<u>Year to Date</u>				<u>Five Year</u>	
	9/3-9/30	10/1-10/28	Change		2012	2013	Change		Avg	Change
Burglary	39	48	23%		418	328	-22%		403	-19%
Commercial Break	5	6	20%		62	49	-21%		67	-27%
Housebreak	34	42	24%		356	279	-22%		336	-17%
Larceny	219	224	2%		2060	2014	-2%		2066	-3%
Larceny (Misc)	1	1	0%		35	17	-51%		27	-37%
Larceny from Building	31	30	-3%		310	319	3%		312	2%
Larceny from MV	68	86	26%		579	544	-6%		622	-13%
Larceny from Person	26	17	-35%		295	286	-3%		273	5%
Larceny from Residence	17	19	12%		186	153	-18%		168	-9%
Larceny of Bicycle	43	37	-14%		330	345	5%		318	8%
Larceny of Plate	1	1	0%		32	18	-44%		35	-49%
Larceny of Services	2	0	-100%		9	18	100%		19	-5%
Shoplifting	30	33	10%		284	314	11%		292	8%
Auto Theft	9	12	33%		103	98	-5%		135	-27%
Total Property Crime	267	284	6%		2581	2440	-5%		2605	-6%



Part I Violent Crime

- The projected five-year weighted average for violent crime in Cambridge for the first ten months of the year is 363 incidents. For the period between January 1st and October 28th of 2013, there were 294 violent crimes reported in the City, 56 incidents (-16%) under last year's total of 350 violent crimes, and 69 incidents (19%) under the five-year average for this period.
- There have been two murders in 2013, both recorded in April. A complete synopsis of these incidents can be found on the next slide. All of the other violent crimes: Rape (-17%), Robbery (-6%), and Aggravated Assault (-21%) registered declines when compared with the totals for the first ten months of 2012.

	4 Week Snapshot				Year to Date				Five Year	
	9/3-9/30	10/1-10/28	Change		2012	2013	Change		Avg	Change
Homicide	0	0	IN-CALC		1	2	100%		1	100%
Rape	2	1	-50%		24	20	-17%		25	-20%
Robbery	12	10	-17%		110	103	-6%		118	-13%
Commercial Robbery	1	4	300%		14	24	71%		18	33%
Street Robbery	11	6	-45%		96	79	-18%		100	-21%
Aggravated Assault	20	17	-15%		215	169	-21%		219	-23%
Total Violent Crime	34	28	-18%		350	294	-16%		363	-19%



MURDER

No Patterns

- **There have been two murders reported in Cambridge over the first ten months of 2013. Both were recorded during the month of April:**
- On April 10th, Aisling Brady McCarthy was charged with murder in the death of a Cambridge child who died in January. McCarthy was the child's nanny and was arrested after the death of Rehma Sabir of Cambridge. Aisling is awaiting trial.
- On April 18th, Cambridge Police received reports of shots fired on the MIT campus. At 10:30 p.m., an MIT police officer was found shot in his vehicle in the area of Vassar and Main Streets. Officer Sean Collier, 27, was found with multiple gunshot wounds. He was transported to Massachusetts General Hospital and pronounced deceased. The case was investigated by local, state, and federal authorities working in consort.
- On October 7th, 2013, the Middlesex Attorney's Office obtained a default warrant against Cambridge resident and Boston Marathon bombing suspect, Dzhokhar Tsarnaev. The default warrant — an arrest warrant that is given when someone fails to show up for court — secures the Commonwealth's ability to charge Tsarnaev with the murder of MIT police officer Sean Collier on April 18, 2013.

Change*

Last 4 Weeks

***IN -CAL**

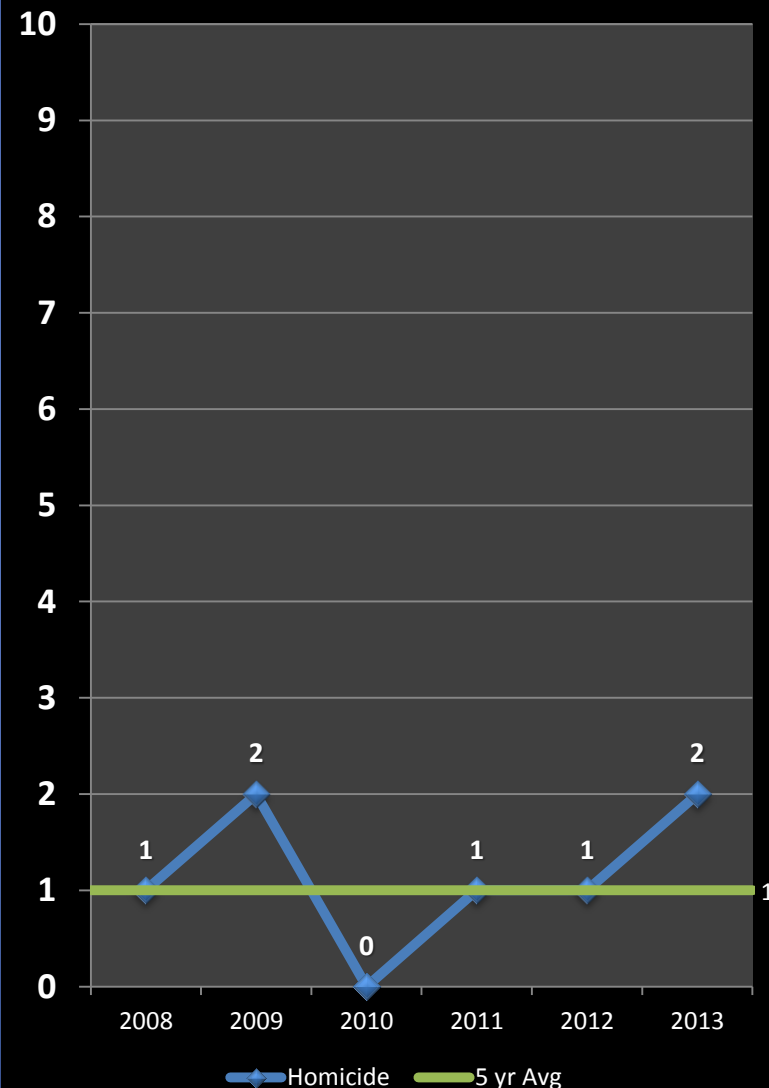
Previous Year

***IN -CAL**

5 Year Average

***IN -CAL**

*IN -CAL: Percentages are not calculated for numbers so small as to present a statistically misleading percentage.





Unsolved Murders: 1999 to 2012

Colin Burton, 30, of Dorchester, was shot and killed outside of Hi - Fi Pizza on Mass Ave in Central Square on September 18th, 1999. Burton was talking with the occupants of a Ford Explorer when the subject in the passenger seat fired through the window. Two suspects fled the scene. The case remains under active investigation.



September 18, 1999, Mass Ave



April 5 , 2002, Mass Ave

Ian Gray, 19, of Mattapan, was in an argument outside of the Rhythm & Spice restaurant that spilled out onto Mass Ave. A suspect that had left the scene returned with a group of people and a fight ensued. A knife was produced during the altercation and four gunshots were fired, fatally wounding Gray. This case remains open.

On June 17th, 2002 at 7:00PM, **Ricardo Williams**, 27, of Malden, was found in the driver's seat of a motor vehicle suffering from a gunshot wound to his face. Williams was taken to CCH where he was pronounced dead. This case remains open.



June 17, 2002, Windsor St.

Anyone with information about these crimes is asked to contact CPD at 617-349-3370.



Unsolved Murders: 1999 to 2012

Jason Ellcock, 33, of Malden, formerly of Cambridge and father of three, was found with multiple gunshot wounds in front of the driveway to 364 Rindge Ave at 3:05 AM on the night of June 16th, 2009. He was pronounced dead at the scene. This incident remains under investigation.



June 16, 2009, Rindge Ave



March 12, 2011, Brookline St.

James Lauture, 30, of Cambridge, was sitting in a vehicle near Brookline and Watson Streets just after midnight on Saturday, March 12th, 2011, when an unknown gunman opened fire. The occupants in the car were able to drive to Central Square. Lauture died from multiple gunshot wounds. The other man in the vehicle survived. This case remains open.

On June 3rd, 2012, **Charlene Holmes**, 16, of Cambridge was shot while sitting on a porch on Willow Street. She later succumbed to her wounds at the hospital. The investigation into this incident remains active, but no arrests have been made to date.



June 3, 2012, Willow St

****Anyone with information about these crimes is asked to contact CPD at 617-349-3370.****



RAPE

No Patterns

- Over the first ten months of 2013, there have been 20 rapes reported in Cambridge. During the same period in 2012, there were 24 incidents, which translates to a **17% reduction** and a **20% decline** when compared to the five-year average of 25 sexual assaults for the time period between January 1st and October 28th.
- During the first ten months of the year, there were three (3) reports of rapes classified as domestic, nine (9) involving acquaintances known to the victim, and three (3) incidents categorized as contact scenarios. Four of the sexual assaults have yet to be classified.
- The first and only stranger-to-stranger rape of the year was recorded in March. This incident involved a blitz type scenario late at night in Central Square. A Cambridge male has since been charged in this incident.
- Statistics released on 10/1/13 by the FBI reveal that rape **decreased by 0.2%** in the United States in 2012. The rate of forcible rapes in the U.S. in 2012 was estimated at 52.9 per 100,000 female inhabitants. The five-year average of rapes in Cambridge, a city of 106,000, is 30 incidents per year.

Percent Change

Last 4 Weeks

-50%

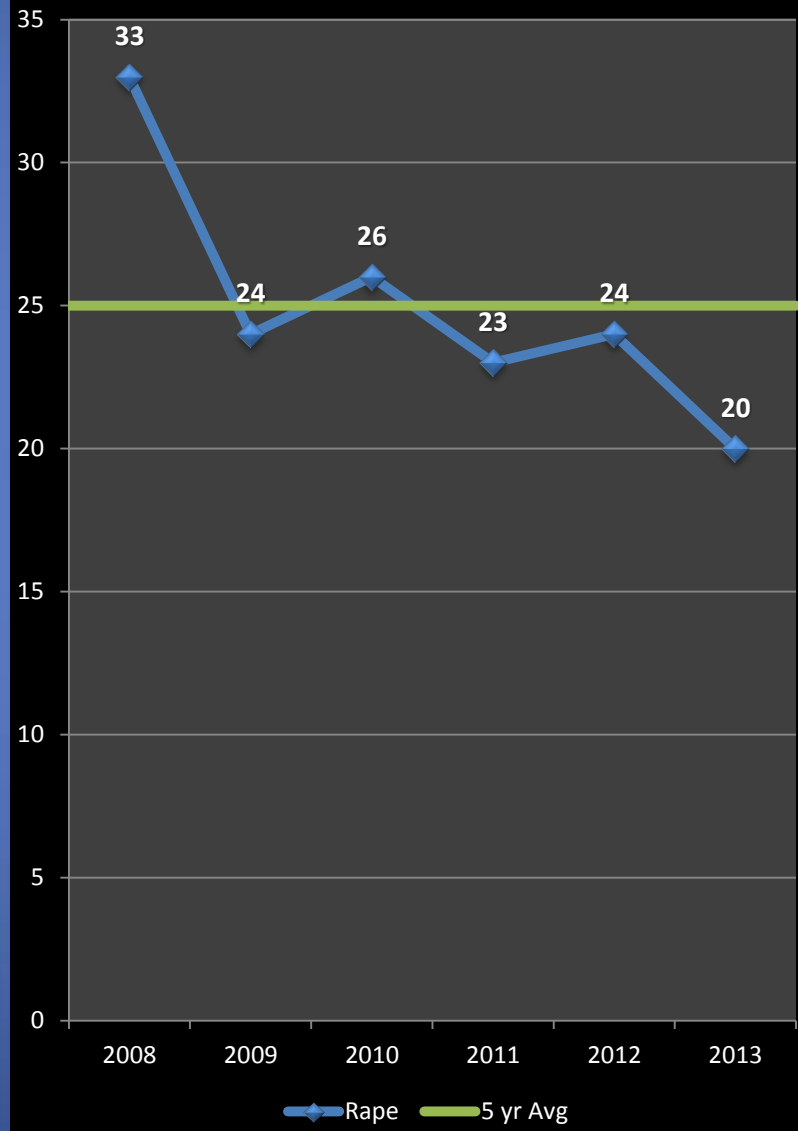
Previous Year

-17%

5 Year Average

-20%

*IN -CAL: Percentages are not calculated for numbers so small as to present a statistically misleading percentage.





Rape/Sexual Assault

What can we do?

Police Response Strategy:

- Cambridge Police are focused on the prevention of these crimes by increasing officer visibility and vigilance toward unmarked/unlicensed taxi and livery vehicles in the city.
- The Cambridge Police Department takes reports of rapes and sexual assaults very seriously. CPD encourages all victims to report these crimes to police by calling 9-1-1 or speaking with investigators at 617-349-3370.

Citizen Response Strategy:

Residents and visitors are asked to take the following precautions to protect themselves:

- Do not get into unmarked taxi or livery cars.
- Use only licensed cabs or clearly identifiable livery service vehicles that are called to your location.
- Carry a cell phone and call ahead to your destination to alert them that you're on the way. Make sure you're expected at a certain time, so in the event you fail to show up, those expecting you will know enough to begin looking for you.
- Visit our website for more tips at www.CambridgePolice.org/SafetyTips



AGGRAVATED ASSAULT

No Patterns

- When compared to the first ten months of 2012, aggravated assaults recorded a substantial **reduction of 21%**, with 46 fewer crimes recorded in 2013. When measuring this violent index crime against the five-year average for the time period between January 1st and October 28th, there has been a **decline of 23%**, with 50 incidents below the projected average of 219.
- There has been one shooting in Cambridge over the past four months. Raveena Jaghoo, 17, of 176 Harvard Street, Cambridge, was arrested in connection with an early morning shooting on June 23rd, which left a victim hospitalized with two gunshot wounds.
- Breakdown of Assault Classification types for the first ten months of 2013:**

Type	Number	% of Total
Domestic	57	34%
Homeless	25	15%
Bar /Alcohol	21	12%
Acquaintance	20	12%
Road Rage	11	7%

Percent Change

Last 4 Weeks

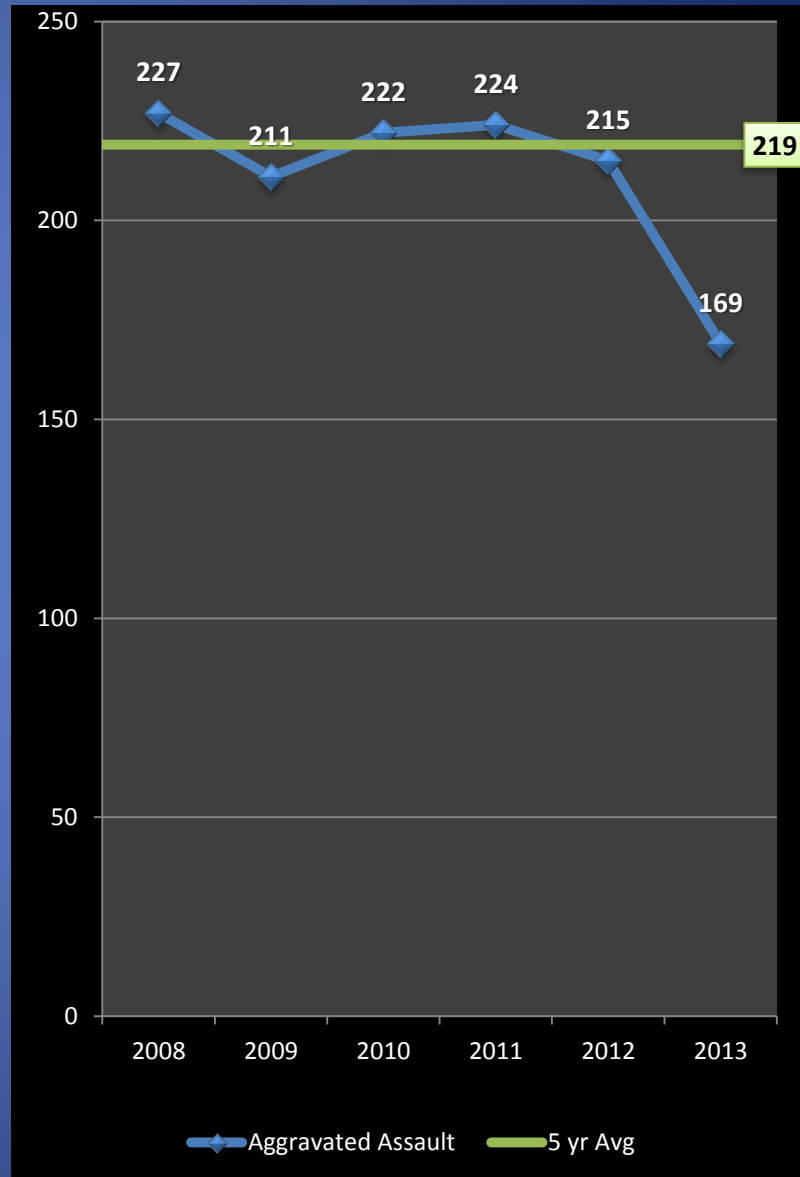
-15%

Previous Year

-21%

5 Year Average

-23%





ROBBERY

No Patterns

- The five-year average for overall robbery in Cambridge for the first ten months of the year is 118 incidents. From January 1st to October 28th of 2013, 103 robberies were registered, which translates to a **13% decline** below the projected total.
- There was a **17% decrease** in robberies from September to October with two fewer incidents reported.
- Street robberies have **nose dived 21%** when measured against the five-year average, down 21 crimes from the projected total of 100 incidents. When compared with the first ten months of 2012, there has been a **18% decrease** from 96 to 79 street robberies.
- There have been 24 commercial robberies at : (8) banks, (7) convenience stores, (3) drug stores, (2) retail establishments, (2) gas stations, a liquor store, and a fast food chain so far in 2013.
- A regional robbery pattern involving the same suspect was identified in late October. (*next slide*)

Percent Change

Last 4 Weeks

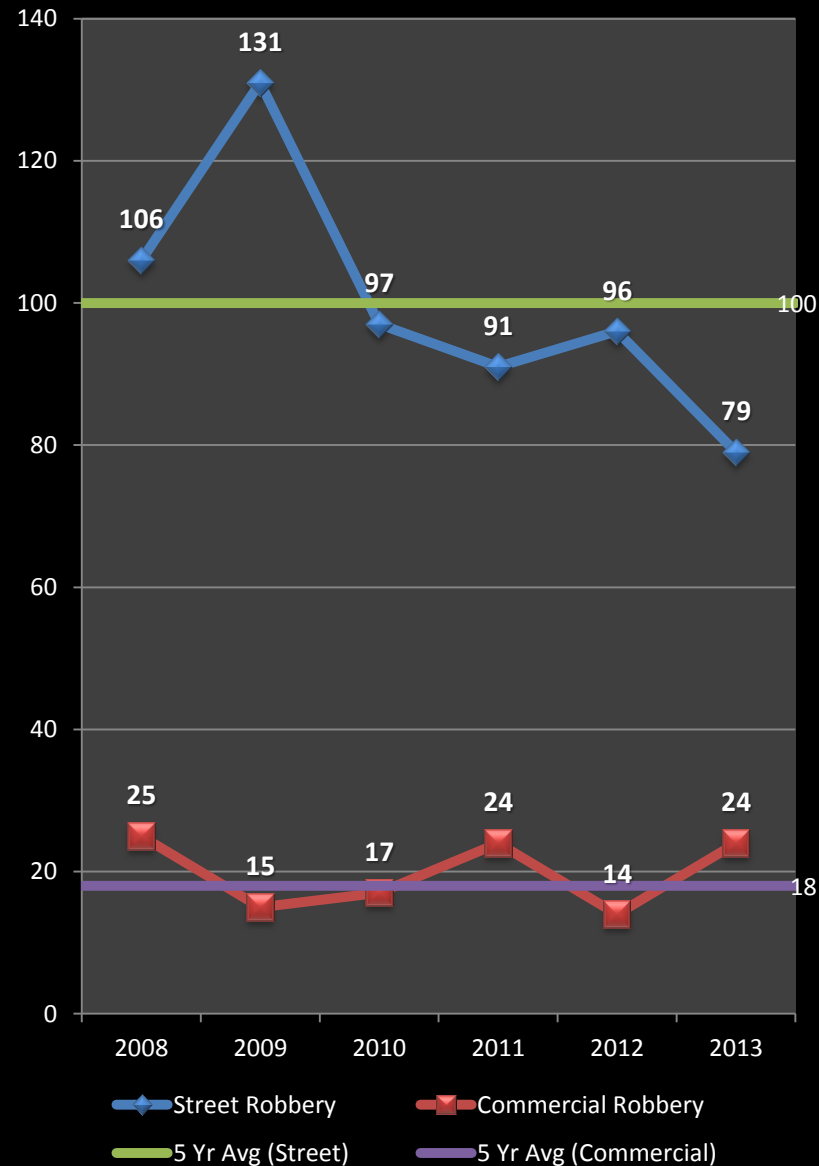
-17%

Previous Year

-6%

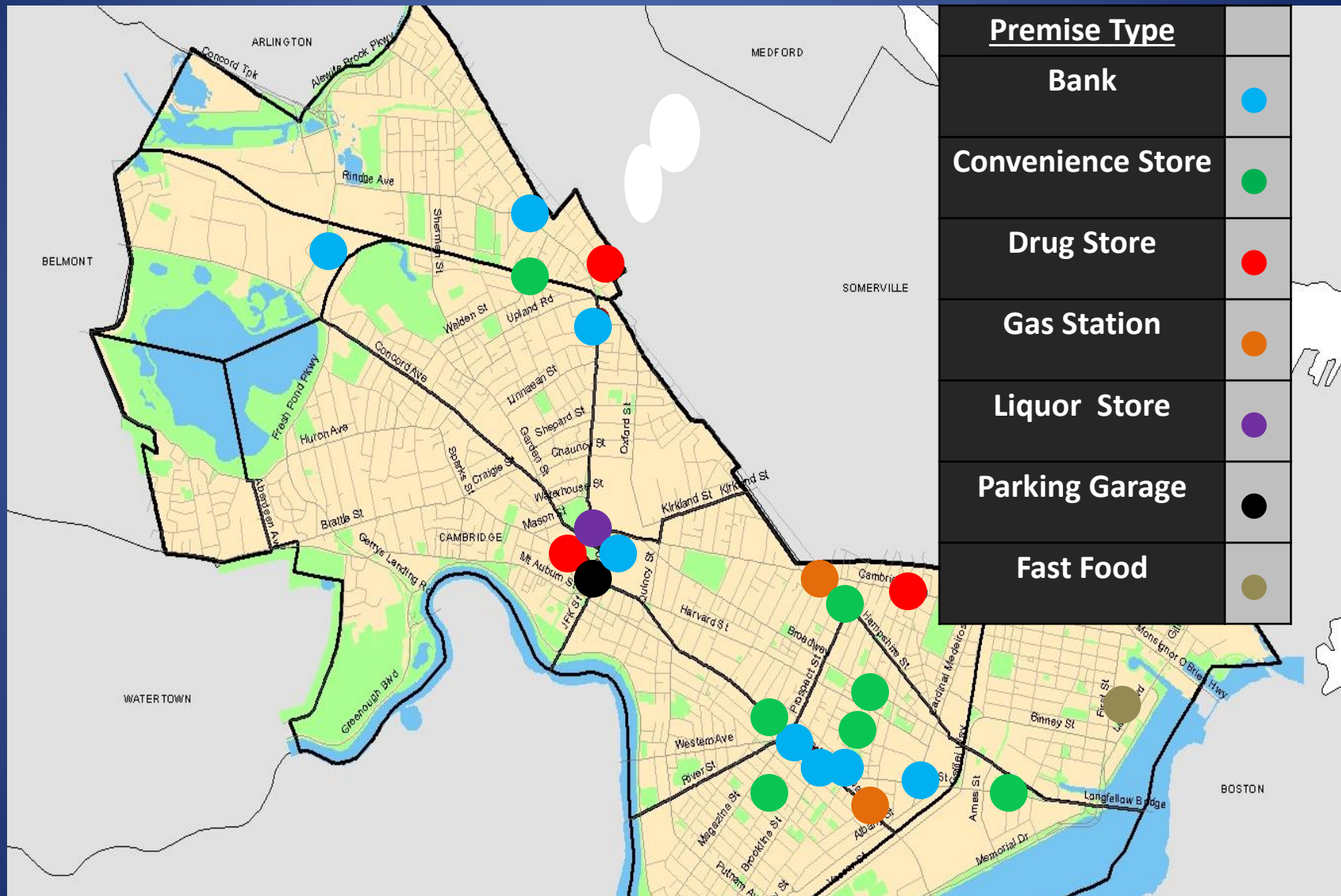
5 Year Average

-13%





Commercial Robberies: 1/1/13 to 10/28/13



There have been 24 commercial robberies at : (8) banks, (7) convenience stores, (3) drug stores, (2) retail establishments, (2) gas stations, a liquor store, and a fast food chain so far in 2013.



Regional Commercial Robbery Pattern – Identification Needed

Cambridge Police BridgeStat



10.28.31 – Cambridge Street



7.27.13 – Walden St



3.7.13 – East Boston, Meridian St

This above pictured individual is an armed robber who brandishes a handgun and may possibly be the same subject who has hit other gas stations and convenience stores in Everett, Lynn, Chelsea, East Boston, and Revere. The suspect was active last winter before going inactive for several months and has become active again over the last few months.



BURGLARY

Emerging Patterns

- During the first ten months of 2013, there were 328 total burglaries (the combination of residential and commercial burglaries) reported in Cambridge. This number has fallen **22%** when compared to last year during this time period and is **19% lower than the five-year average** of 403 incidents.
- Commercial burglary has **dropped 21%** when compared with 2012, with 13 fewer incidents reported, and has **plunged 27%** when measured against the five-year average.
- Residential burglaries ("housebreaks") are **down 22%** from the first ten months of 2012 with 77 fewer incidents reported and have **dropped 17%** when measured against the five-year average.
- **Three potential housebreak patterns have been identified since the last week of September:**
 - Series of side window entries into apartments in lower Cambridgeport;
 - Breaks into multi-unit apartment buildings in the Peabody / Agassiz corridor;
 - Entry into 1st floor units in the 300 to 400 blocks of Broadway & Harvard St in Mid – Cambridge between 6:00 PM & 10:00 PM.

Percent Change

Last 4 Weeks

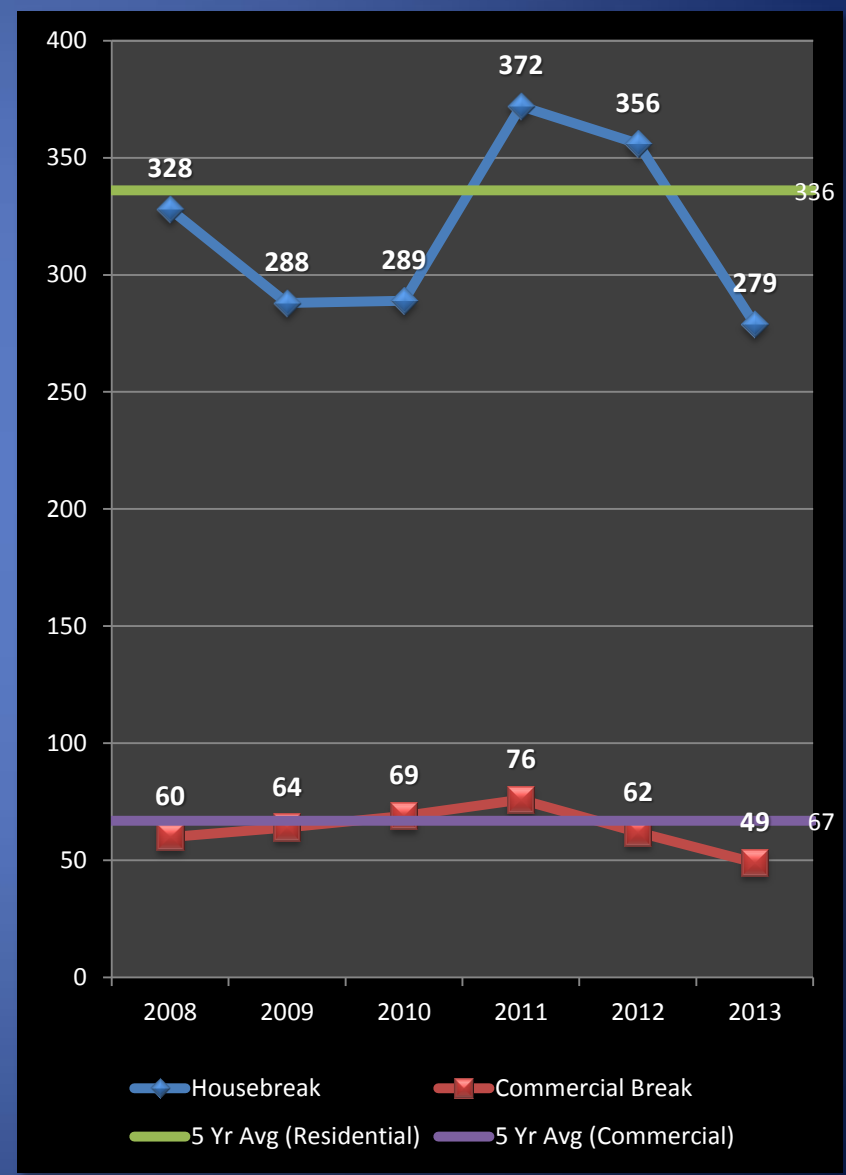
Previous Year

5 Year Average

+23%

-22%

-19%





Housebreaks: 9/1/13 to 10/28/13

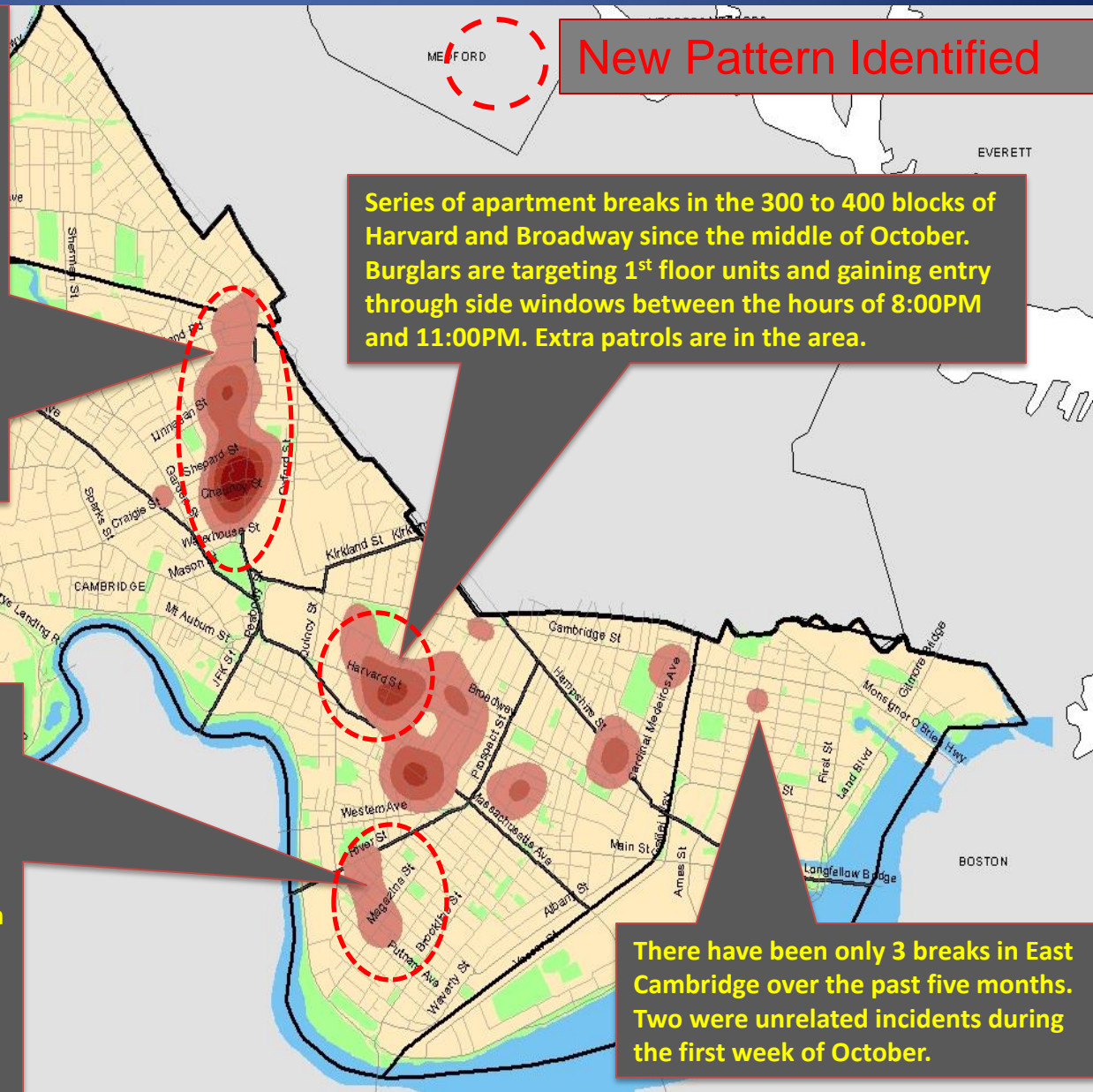
New pattern identified in late September in the Mass Ave Corridor (1500 to 1800 Mass) and adjacent side streets. This series has grown to 20 incidents with the majority of the breaks to first floor apartments in multi-unit buildings. In a high percentage of the incidents the point of entry has been through an unlocked window between the hours of 7:00PM and 11:00PM. Extra patrols are in the area.

A new pattern has been identified in lower Cambridgeport around Putnam Ave and Allston St and is receiving extra attention. There were five breaks in the first week of October. A suspect was identified and warrants have been issued. These incidents were through side windows with laptops, jewelry and credit cards as the target. Patrols have been directed to this area.

Series of apartment breaks in the 300 to 400 blocks of Harvard and Broadway since the middle of October. Burglars are targeting 1st floor units and gaining entry through side windows between the hours of 8:00PM and 11:00PM. Extra patrols are in the area.

New Pattern Identified

There have been only 3 breaks in East Cambridge over the past five months. Two were unrelated incidents during the first week of October.





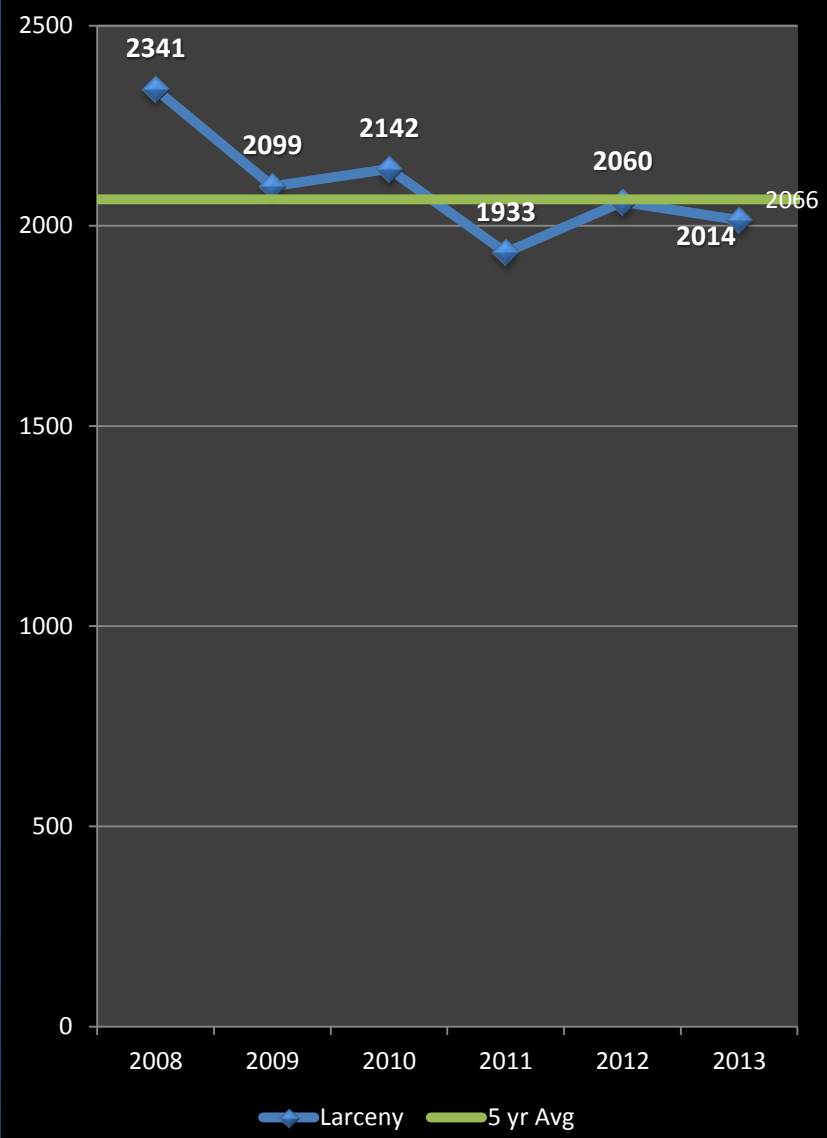
LARCENY

Continuing Patterns

- Overall, **larceny year-to-date has decreased by 2%** when compared with the first ten months of 2012 and is down 3% when measured against the five-year weighted average for this time frame.
- Although **larcenies from motor vehicles are still down 6%** compared to 2012, this difference is slowly shrinking (was -28% in May and -12% in September). LMVs rose 26% from 68 in September to 86 in October. The patterns that emerged in Mid-Cambridge and Cambridgeport in September continued into October, with multiple reports of change stolen overnight from unlocked vehicles.
- **Larcenies from persons citywide in 2013 are slightly below the level reported through October in 2012** with nine fewer incidents (-3%), but the 2013 year-to-date total registers at 5% above the five-year average. Citywide, thefts dropped 9 incidents from 26 in Sept. to 17 in Oct.
- **There have been 319 larcenies from buildings reported during the first ten months of 2013.** This total is nine crimes above the number reported during this time frame in 2012 and seven above the five-year average. There were no notable patterns of this crime type in October.
- In 2013, there have been **345 bike thefts to date.** This total is 15 incidents (5%) above the 330 reported during the first ten months of 2012. Bike thefts dropped by 14% (6 incidents) in October when compared with September. Mid-Cambridge saw the most bike thefts in September with 7, followed by North Cambridge and West Cambridge, each with 5.

Percent Change

Last 4 Weeks	Previous Year	5 Year Average
+2%	-2%	-3%





LARCENY: *from MV*

Emerging Patterns

- Larcenies from MVs **are down 6% over the first ten months of 2013** when compared with the same time frame in 2012. There have been 35 fewer thefts reported this year. This index-target crime has **fallen 13%** when measured against the five-year average, with **78 fewer incidents than** the projected total of 622 thefts.
- This crime **surged upward by 26% from September to October**. Monitoring of activity in our neighboring communities of Arlington, Somerville, and Allston indicates that a regional pattern of increased thefts from vehicles is emerging.
- Hot Spot clusters that were identified during the month of October include:
 - Mid-Cambridge & Area 4: weekday breaks late at night into unlocked vehicles;
 - Cambridgeport / Riverside: weekend night breaks into unlocked vehicles;
 - A Citizens alert was issued to the neighborhoods of Central Square: Area 4, MidCambridge, Cambridgeport, and Riverside on October 25th.

Percent Change

Last 4 Weeks

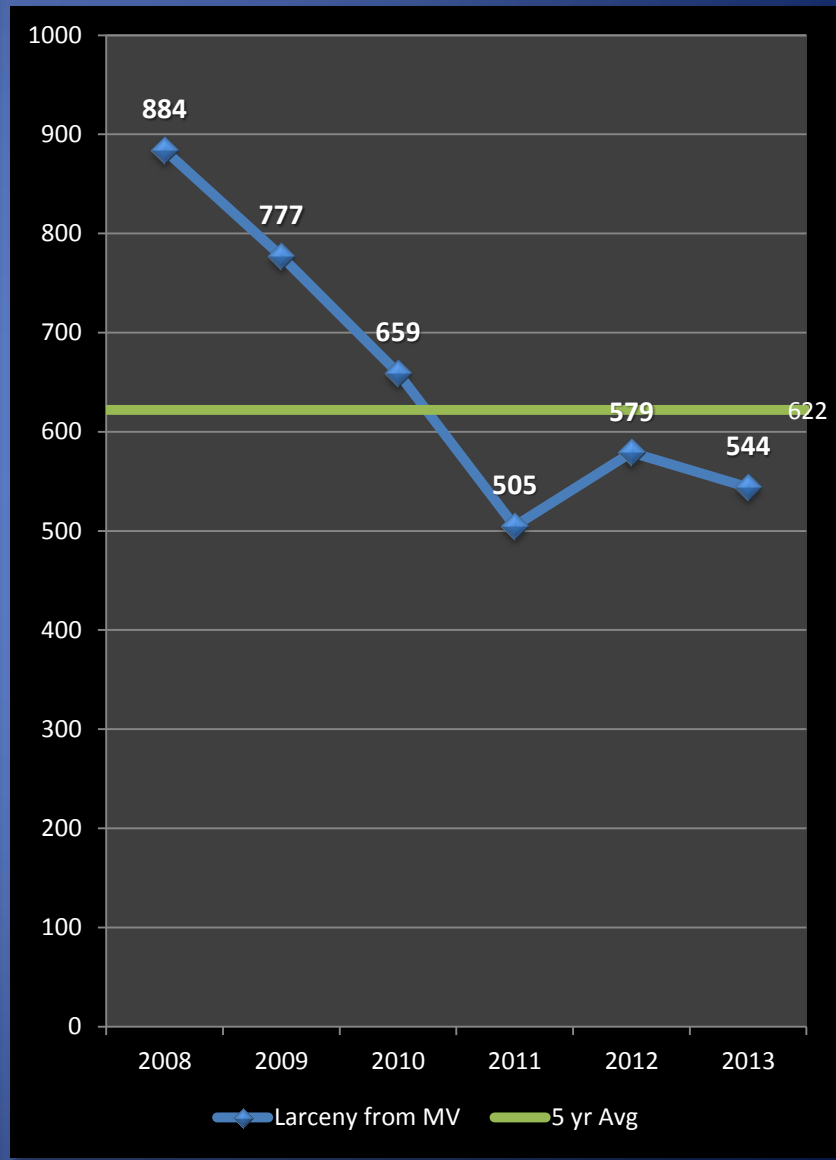
+26%

Previous Year

-6%

5 Year Average

-13%





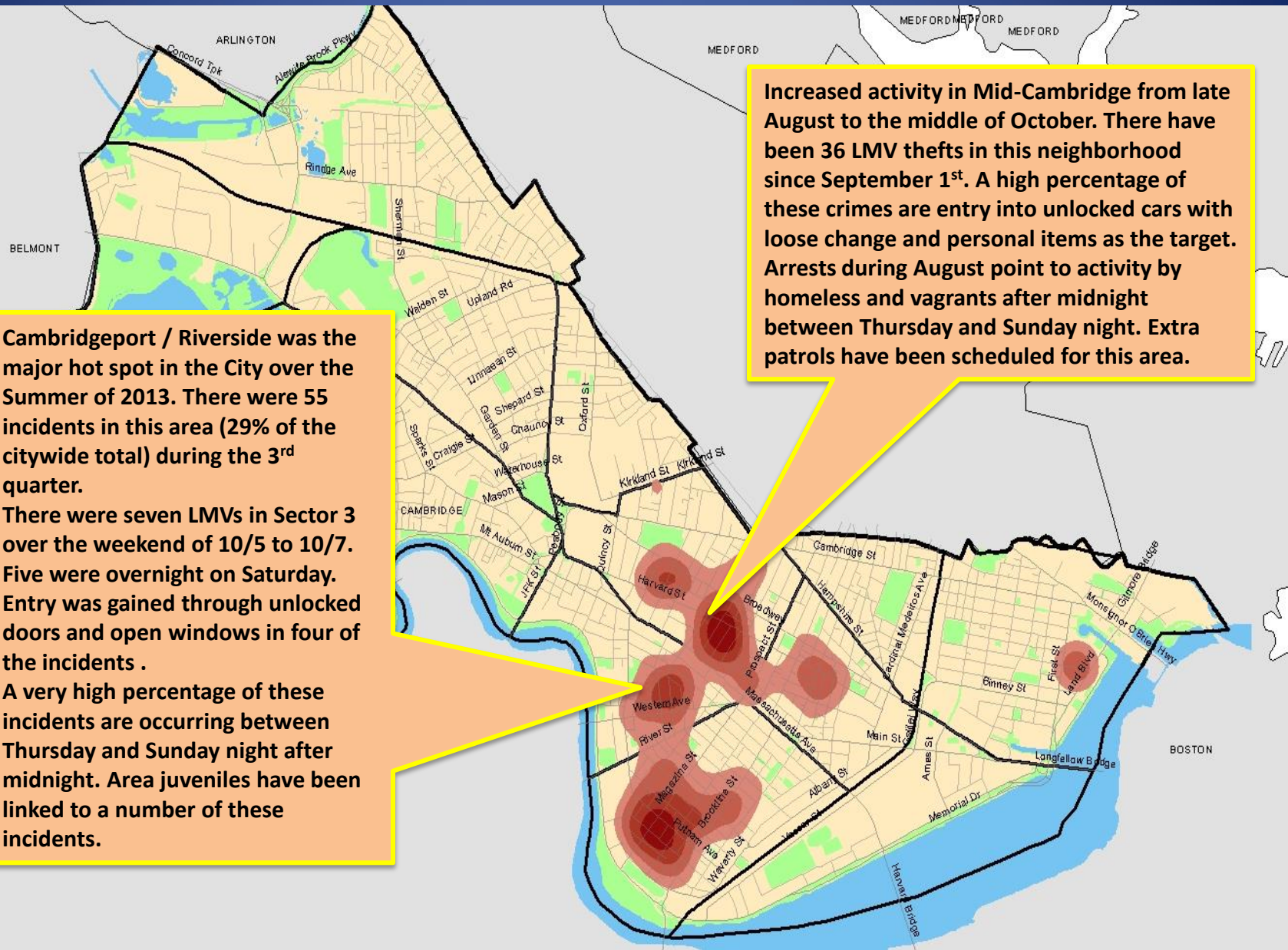
Larceny from Motor Vehicle Activity: 9/1/13 to 10/28/13

Cambridgeport / Riverside was the major hot spot in the City over the Summer of 2013. There were 55 incidents in this area (29% of the citywide total) during the 3rd quarter.

There were seven LMVs in Sector 3 over the weekend of 10/5 to 10/7. Five were overnight on Saturday. Entry was gained through unlocked doors and open windows in four of the incidents.

A very high percentage of these incidents are occurring between Thursday and Sunday night after midnight. Area juveniles have been linked to a number of these incidents.

Increased activity in Mid-Cambridge from late August to the middle of October. There have been 36 LMV thefts in this neighborhood since September 1st. A high percentage of these crimes are entry into unlocked cars with loose change and personal items as the target. Arrests during August point to activity by homeless and vagrants after midnight between Thursday and Sunday night. Extra patrols have been scheduled for this area.





Larceny from Motor Vehicles

What can we do?

Police Response Strategy:

- Cambridge Police are focused on prevention of these crimes by increasing officer visibility in targeted areas.
- Citizens are encouraged to take the proper precautions to protect their vehicles and their belongings by doing everything possible to not make their vehicles easy targets.



Citizen Response Strategy:

- Citizens are asked to take the following precautions to protect themselves, their vehicles, and their belongings from theft:
 - Make sure all of your car doors are locked when you leave your vehicle.
 - Take extra care when out doing your shopping.
 - If you are **approached by a suspicious person** while you are in your vehicle, **sound your horn to attract attention.**
 - **NEVER LEAVE VALUABLES EXPOSED IN YOUR CAR.**
 - If you must leave packages or valuables in your car, **place them in the trunk of under a blanket to conceal them**
 - Visit our website for more tips to keep your vehicles and belongings at www.CambridgePolice.org/SafetyTips



LARCENY: *from Person*

No Patterns

- **Larcenies from the person are down nine incidents** in 2013 when compared to the first ten months of 2012. The total of 286 incidents reported thus far in 2013 is 5% above the five-year average of 273.
- Larcenies from the person citywide dropped 35% from September (26 thefts) to October (17 thefts). Unlike in recent months when many of the incidents were reported at the many bars and restaurants in Harvard Square (known as "dipper" activity), only two incidents were reported in this area in October. The majority of the larcenies from persons took place in Central Square this month, but no patterns of this crime type emerged.
- One arrest was made for larceny from the person in October. A homeless male was arrested after he was reportedly seen stealing a wallet from a patron at Tavern in the Square in Central Sq on Oct. 19.

Percent Change

Last 4 Weeks

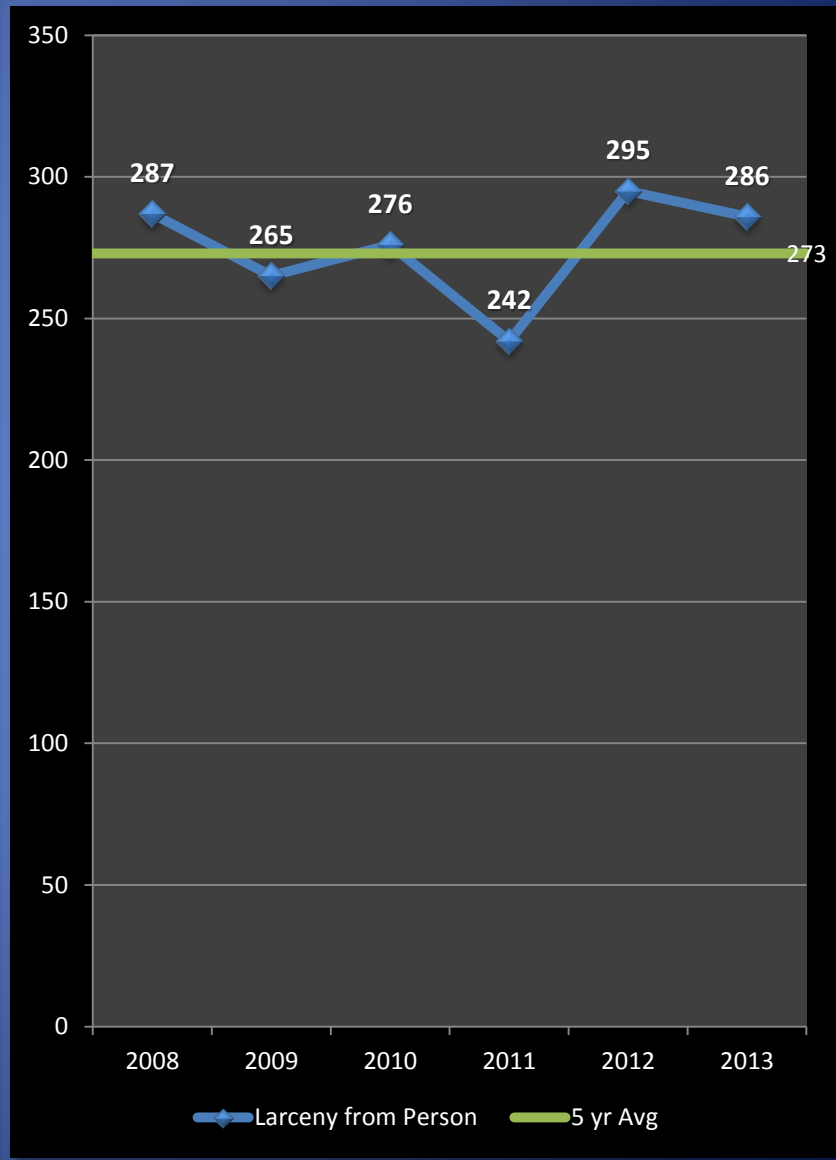
-35%

Previous Year

-3%

5 Year Average

+5%





LARCENY: of Bicycle

No Patterns

- In 2013, there have been 345 bike thefts to-date, which is 15 incidents (5%) above the 330 reported during the first ten months of 2012 and 27 (8%) above the five-year average of 318 thefts.
- Bike thefts **dropped by 14%** (6 incidents) from September to October. Incidents were spread more widely throughout the city this month, in contrast to previous months when the majority took place in Harvard & Central Squares.
- The majority of thefts this year (**57%**) have involved bikes that were locked but left out in the open (locked to public bike racks, for example).
- The highest % of thefts from yards and porches this year have occurred in Mid-Cambridge, North Cambridge, Area 4, and Cambridgeport.

Breakdown by Neighborhood, year-to-date:

Neighborhood	Total	% Citywide
Mid-Cambridge	54	16 %
Cambridgeport	51	15 %
Riverside	44	13 %
West Cambridge	43	12 %

Percent Change

Last 4 Weeks

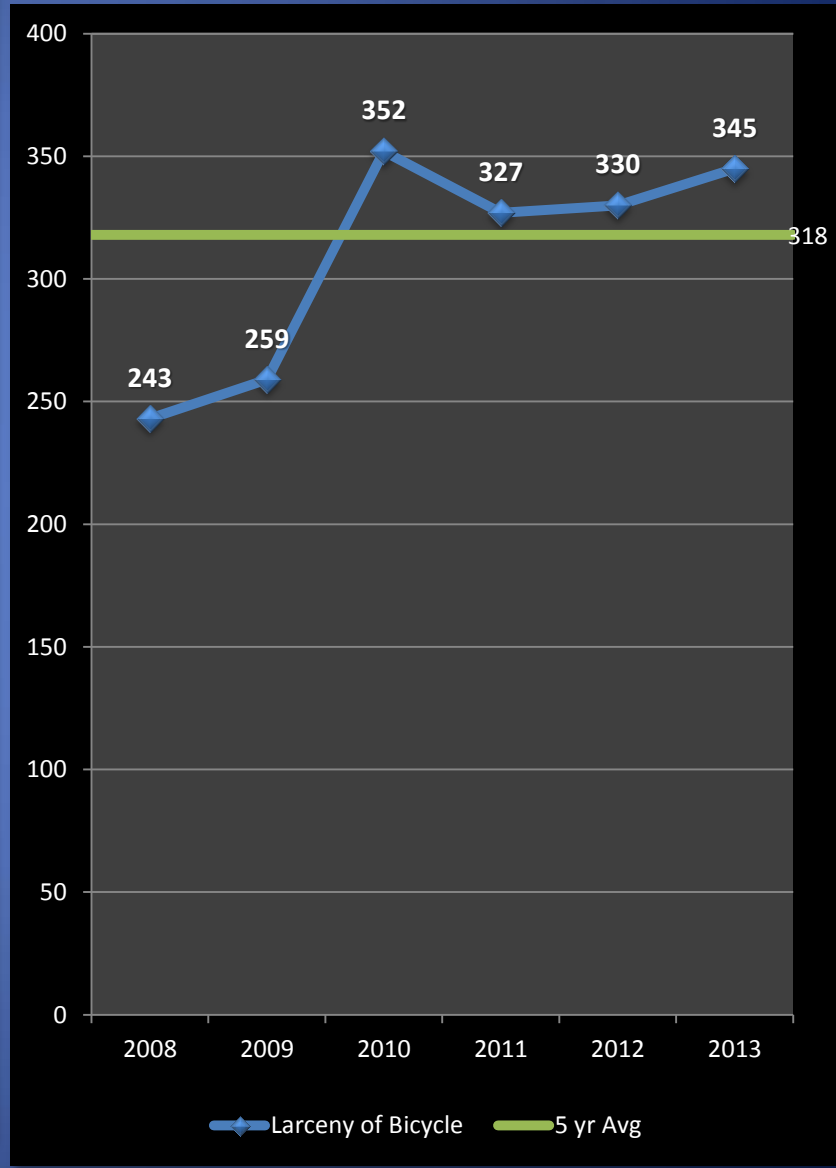
-14%

Previous Year

+5%

5 Year Average

+8%





Larceny of Bicycles:

What Can We Do?

Police Response Strategy:

- Bicyclists stopped for infractions will be reminded to use lights when biking at night, wear helmets under the age of 16, and other safety tips to promote safer biking in the city.



Citizen Response Strategy:

- Bicyclist are encouraged to record their bike's serial number as well as take a picture of their bike to provide to police in the event that it is lost or stolen.
- For information on bicycle safety, visit: www.CambridgePolice.org/CommunityResources.
 - Click on the "Bicycle Safety and Registration" link.
- Stores should be vigilant in recording serial numbers and customer information on sales.
- Universities should encourage students to register their bikes and distribute information on the correct locking procedures.



AUTO THEFT

No Patterns

Percent Change

Last 4 Weeks

33%

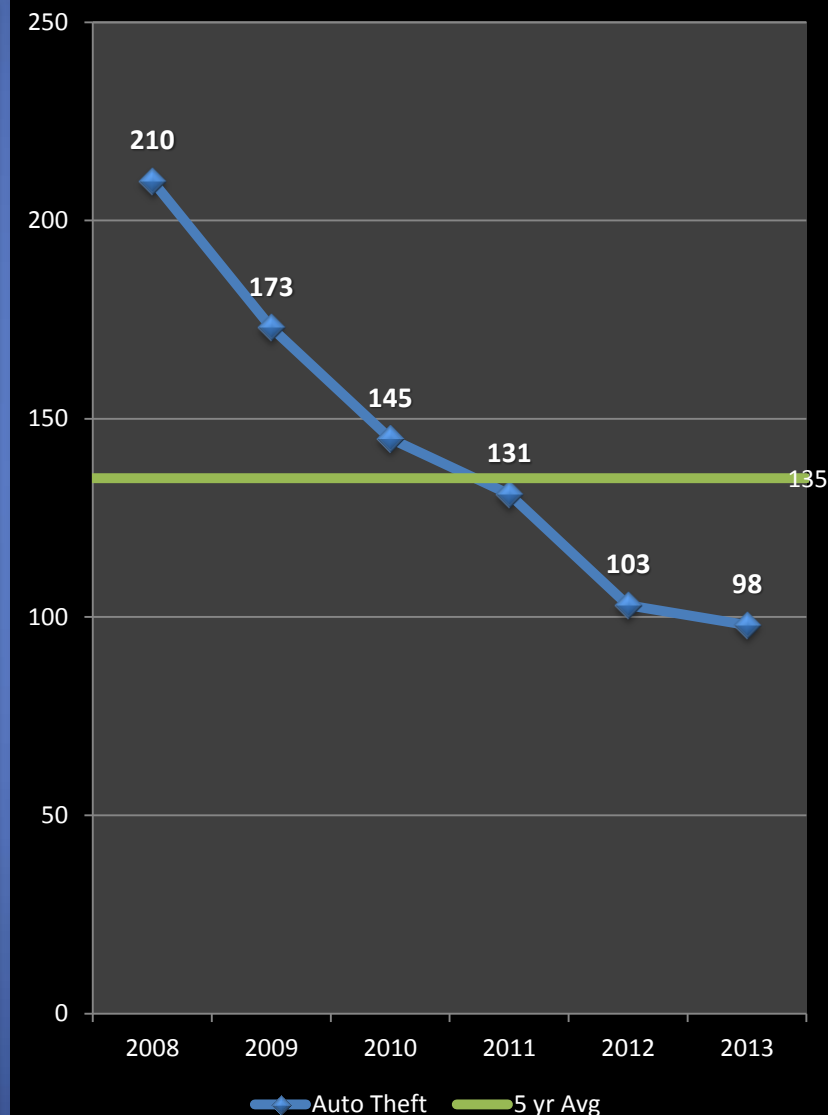
Previous Year

-5%

5 Year Average

-27%

- The projected five-year weighted average for auto thefts for the first ten months of the year is 135 incidents. In 2013, auto thefts continue to register well below this level with only 98 reported year-to-date, translating to a **27% decline**. This number is also 5 thefts below the total reported through the first ten months of 2012, equaling a **5% drop**.
- Twelve vehicles have been reported stolen in the past four weeks, **up 33%** (three incidents) from the previous four-week total. Cambridgeport had the most in September with three.
- Three of the reported auto thefts in September involved the thefts of scooters or mopeds.
- Two Cambridge juveniles were arrested in Somerville after having stolen a car from Cambridge on October 11th.
- Since the beginning of the year, Mid-Cambridge and Cambridgeport have experienced the most auto thefts citywide with 18 incidents each, followed by East Cambridge with 14.
- Year-to-date, **43%** (or 42) of the stolen motor vehicles have been recovered.





Help Prevent Crime

And keep yourself informed!

To receive information from the CPD:

- Sign up with for the **Cambridge Alert Network**, to receive alerts about emerging crime patterns, neighborhood meetings, and crime prevention tips, by visiting www.CambridgeMa.gov/AlertNetwork.
- “Like” the Cambridge Police Department on Facebook at www.facebook.com/CambridgePolice
- Follow [@CambridgePolice](https://twitter.com/CambridgePolice) on Twitter.
- Visit our website at www.CambridgePolice.org for valuable information and reports including the Daily Log and BridgeStat, which is published on the first Friday of every month.
- Download our new “MyPD” smartphone app at www.CambridgePolice.org/MyPD.

To Share Information with the CPD:

- Call our Non-Emergency Telephone Number at **617-349-3300**.
 - Every call for service generates a police response, so help drive our resources by reporting things that seem suspicious or out of the ordinary.
- Send an Anonymous TEXT-A-TIP:
 - Send an ANONYMOUS text message to **Tip411 (847411)**. Begin your message with Tip650 and then type your message. You will receive a response from the Cambridge Police with the option to continue communicating. Please remember that this is not a replacement for 9-1-1. **If you witness an emergency situation, please call 9-1-1 immediately.**
- Send an Anonymous Crime Tip E-Mail at www.CambridgePolice.org/Tips



Questions?

- The complete 2012 Cambridge Police Annual Crime Report is available on our website at www.CambridgePolice.org.
- We welcome all questions, comments, and suggestions.
- Please direct your feedback to: BridgeStat@CambridgePolice.org.
- To review previous editions of BridgeStat, visit our website at www.CambridgePolice.org/BridgeStat.