



Cambridge Police Department BridgeStat

September 2013

Produced by the Crime Analysis Unit



Part I Total Crime

- Serious crime in Cambridge over the first three quarters of 2013 has produced a convincing decline of **9%** from the first nine months of 2012. When measured against the five-year weighted average for this same time frame, a **10% decrease (272 fewer serious crimes than the projected average)** has been recorded. The majority of the decrease from 2012 to 2013 can be attributed to the overall drop in Burglary (**-28%**), with 108 fewer breaks counted when compared with the same time period in 2012, and the **5% decline** in the index crime of Larceny.
- A detailed analysis of all statistics indicates that there were **210 fewer property crimes recorded through the first nine months** of 2013, which translates to a **9% decrease** when measured against the 2012 statistics. **Violent crime has diminished 13% between January 1st and September 30th of 2013 when compared with the same time period in 2012**
- When measuring the serious crime totals versus the previous month of August, there was **a 2% increase** in the number of index crimes with five additional incidents recorded during September of 2013. The majority of this increase can be attributed to the jump from 22 to 34 housebreaks in September.

	4 Week Snapshot			Year to Date			Five Year	
	8/6-9/2	9/3-9/30	Change	2012	2013	Change	Avg	Change
Total Violent Crime	28	33	18%	305	265	-13%	320	-17%
Total Property Crime	262	262	0%	2358	2148	-9%	2365	-9%
Total Part I Crime	290	295	2%	2663	2413	-9%	2685	-10%



Part I Property Crime

- Totals for property crime indicate a 9% drop** below the number reported during the first three quarters of 2012, and an identical **9% slip** below the five-year average. The only larceny category to register a notable increase over the past four weeks was a **jump of 19%** in larcenies from buildings. **Burglary is down a considerable 28% from 2012, and 25% below the five-year weighted average.** Very few property crime patterns were identified during the third quarter of 2013.

	<u>4 Week Snapshot</u>			<u>Year to Date</u>			<u>Five Year</u>	
	8/6-9/2	9/3-9/30	Change	2012	2013	Change	Avg	Change
Burglary	28	39	39%	388	280	-28%	372	-25%
Commercial Break	6	5	-17%	58	43	-26%	63	-32%
Housebreak	22	34	55%	330	237	-28%	309	-23%
Larceny	223	214	-4%	1872	1782	-5%	1868	-5%
Larceny (Misc)	0	0	IN-CALC	34	15	-56%	26	-42%
Larceny from Building	26	31	19%	285	289	1%	284	2%
Larceny from MV	70	66	-6%	516	454	-12%	555	-18%
Larceny from Person	24	25	4%	267	268	0%	243	10%
Larceny from Residence	17	17	0%	169	135	-20%	153	-12%
Larceny of Bicycle	55	42	-24%	304	306	1%	291	5%
Larceny of Plate	2	1	-50%	30	17	-43%	32	-47%
Larceny of Services	2	2	0%	9	17	89%	17	0%
Shoplifting	27	30	11%	258	281	9%	267	5%
Auto Theft	11	9	-18%	98	86	-12%	124	-31%
Total Property Crime	262	262	0%	2358	2148	-9%	2365	-9%



Part I Violent Crime

- The projected five-year weighted average for violent crime in Cambridge for the first three quarters of the year is 320 incidents. For the period between January 1st and September 30th of 2013, **there were 265 violent crimes recorded in the City, 40 incidents (-13%) under last year's total of 305 violent crimes, and 55 incidents (17%) under the five-year average for this period.**
- There have been two murders in 2013, both recorded in April. A complete synopsis of these incidents can be found on the next slide. **All of the other violent crimes: Rape (-14%), Robbery (-2%), and Aggravated Assault (-19%) registered declines when compared with the totals for the first nine months of 2012.**

	4 Week Snapshot				Year to Date				Five Year	
	8/6-9/2	9/3-9/30	Change		2012	2013	Change		Avg	Change
Homicide	0	0	IN-CALC		1	2	100%		1	100%
Rape	3	2	-33%		22	19	-14%		23	-17%
Robbery	10	12	20%		95	93	-2%		102	-9%
Commercial Robbery	3	1	-67%		14	20	43%		17	18%
Street Robbery	7	11	57%		81	73	-10%		85	-14%
Aggravated Assault	15	19	27%		187	151	-19%		195	-23%
Total Violent Crime	28	33	18%		305	265	-13%		320	-17%



MURDER

No Patterns

- **There have been two murders reported in Cambridge over the first nine months of 2013. Both were recorded during the month of April:**
- On April 10th, Aisling Brady McCarthy was charged with murder in the death of a Cambridge child who died in January. McCarthy was the child's nanny and was arrested after the death of Rehma Sabir of Cambridge. Aisling is awaiting trial.
- On April 18th, Cambridge Police received reports of shots fired on the MIT campus. At 10:30 p.m., an MIT police officer was found shot in his vehicle in the area of Vassar and Main Streets. Officer Sean Collier, 27, was found with multiple gunshot wounds. He was transported to Massachusetts General Hospital and pronounced deceased. Authorities launched an immediate investigation into the circumstances of the shooting and determined that two males were involved. The case is being investigated by local, state, and federal authorities working in cooperation. The investigation remains active and ongoing.
- **16th Anniversary:** On October 1st, 1997, Jeffrey Curley of Cambridge was abducted and murdered. Jeff's body found days later at the bottom of a river in southern Maine. Two men, Salvatore Sicari and Charles Jaynes, were convicted of Jeff's murder. Jeff would be 26.

Change*

Last 4 Weeks

***IN -CAL**

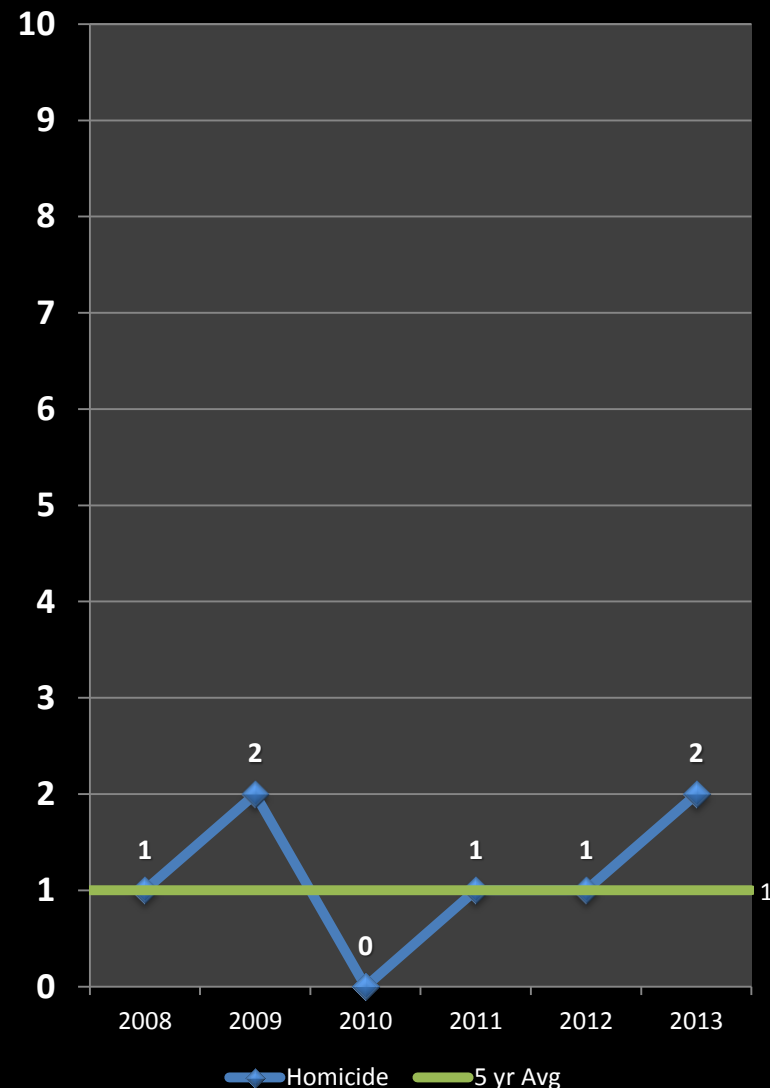
Previous Year

***IN -CAL**

5 Year Average

***IN -CAL**

*IN -CAL: Percentages are not calculated for numbers so small as to present a statistically misleading percentage.





Unsolved Murders: 1999 to 2012

Colin Burton, 30, of Dorchester, was shot and killed outside of Hi - Fi Pizza on Mass Ave in Central Square on September 18th, 1999. Burton was talking with the occupants of a Ford Explorer when the subject in the passenger seat fired through the window. Two suspects fled the scene. The case remains under active investigation.



September 18, 1999, Mass Ave



April 5 , 2002, Mass Ave

Ian Gray, 19, of Mattapan, was in an argument outside of the Rhythm & Spice restaurant that spilled out onto Mass Ave. A suspect that had left the scene returned with a group of people and a fight ensued. A knife was produced during the altercation and four gunshots were fired, fatally wounding Gray. This case remains open.

On June 17th, 2002 at 7:00PM, **Ricardo Williams**, 27, of Malden, was found in the driver's seat of a motor vehicle suffering from a gunshot wound to his face. Williams was taken to CCH where he was pronounced dead. This case remains open.



June 17, 2002, Windsor St.

Anyone with information about these crimes is asked to contact CPD at 617-349-3370.



Unsolved Murders: 1999 to 2012

Jason Ellcock, 33, of Malden, formerly of Cambridge and father of three, was found with multiple gunshot wounds in front of the driveway to 364 Rindge Ave at 3:05 AM on the night of June 16th, 2009. He was pronounced dead at the scene. This incident remains under investigation.



June 16, 2009, Rindge Ave



March 12, 2011, Brookline St.

James Lauture, 30, of Cambridge, was sitting in a vehicle near Brookline and Watson Streets just after midnight on Saturday, March 12th, 2011, when an unknown gunman opened fire. The occupants in the car were able to drive to Central Square. Lauture died from multiple gunshot wounds. The other man in the vehicle survived. This case remains open.

On June 3rd, 2012, **Charlene Holmes**, 16, of Cambridge was shot while sitting on a porch on Willow Street. She later succumbed to her wounds at the hospital. The investigation into this incident remains active, but no arrests have been made to date.



June 3, 2012, Willow St

Anyone with information about these crimes is asked to contact CPD at 617-349-3370.



RAPE

No Patterns

- Over the first three quarters of 2013, 19 rapes were reported. This is three less than the same period in 2012, which translates to a **14% reduction** when compared to last year and a **17% decline** when compared to the five-year average of 23 sexual assaults for this similar time period.
- During the first nine months of the year, there were two reports of rapes classified as domestic, nine involving acquaintances known to the victim, and three incidents categorized as contact scenarios. Three of the sexual assaults have yet to be classified.
- The first and only stranger-to-stranger rape of the year was recorded in March. This incident involved a blitz type scenario late at night in Central Square. A Cambridge male has since been charged with this incident.
- Preliminary statistics released on 6/1/13 by the FBI reveal that Rape **decreased by 0.3%** in the United States in 2012.

Percent Change

Last 4 Weeks

-33%

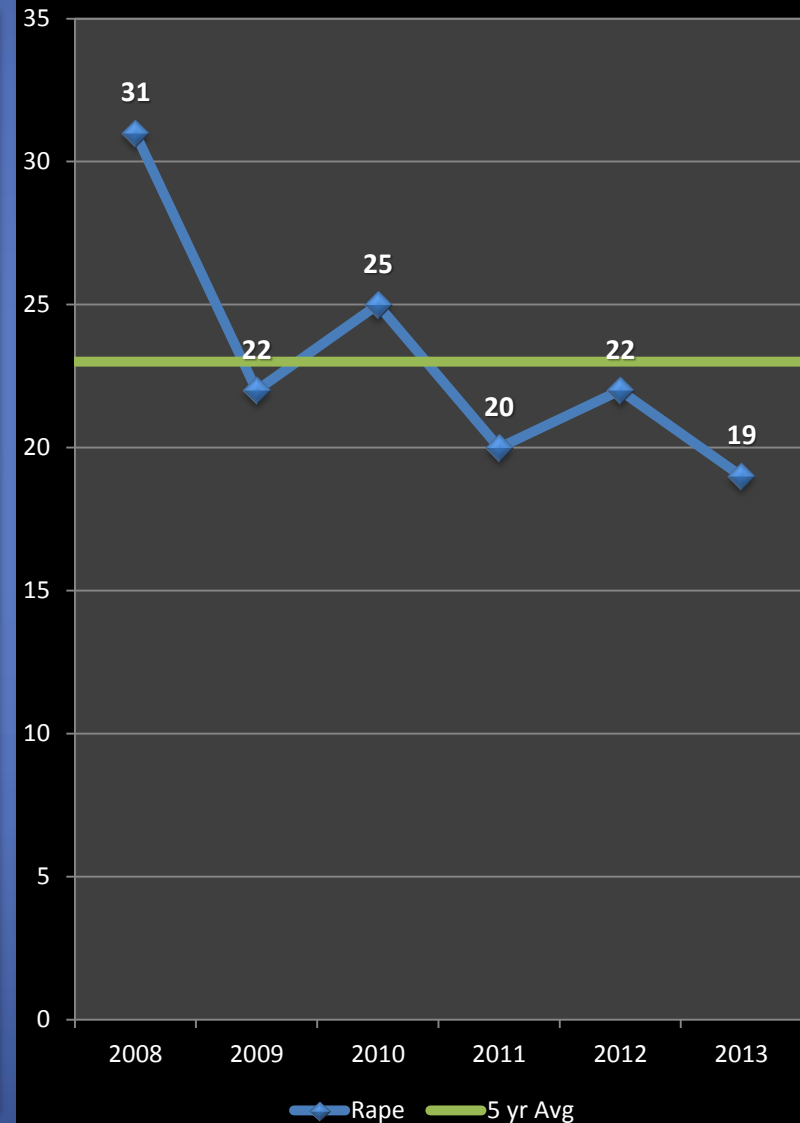
Previous Year

-14%

5 Year Average

-17%

*IN -CAL: Percentages are not calculated for numbers so small as to present a statistically misleading percentage.





Rape/Sexual Assault

What can we do?

Police Response Strategy:

- Cambridge Police are focused on the prevention of these crimes by increasing officer visibility and vigilance toward unmarked/unlicensed taxi and livery vehicles in the city.
- The Cambridge Police Department takes reports of rapes and sexual assaults very seriously. CPD encourages all victims to report these crimes to police by calling 9-1-1 or speaking with investigators at 617-349-3370.

Citizen Response Strategy:

Residents and visitors are asked to take the following precautions to protect themselves:

- Do not get into unmarked taxi or livery cars.
- Use only licensed cabs or clearly identifiable livery service vehicles that are called to your location.
- Carry a cell phone and call ahead to your destination to alert them that you're on the way. Make sure you're expected at a certain time, so in the event you fail to show up, those expecting you will know enough to begin looking for you.
- Visit our website for more tips at www.CambridgePolice.org/SafetyTips



AGGRAVATED ASSAULT

No Patterns

Percent Change

Last 4 Weeks

+27%

Previous Year

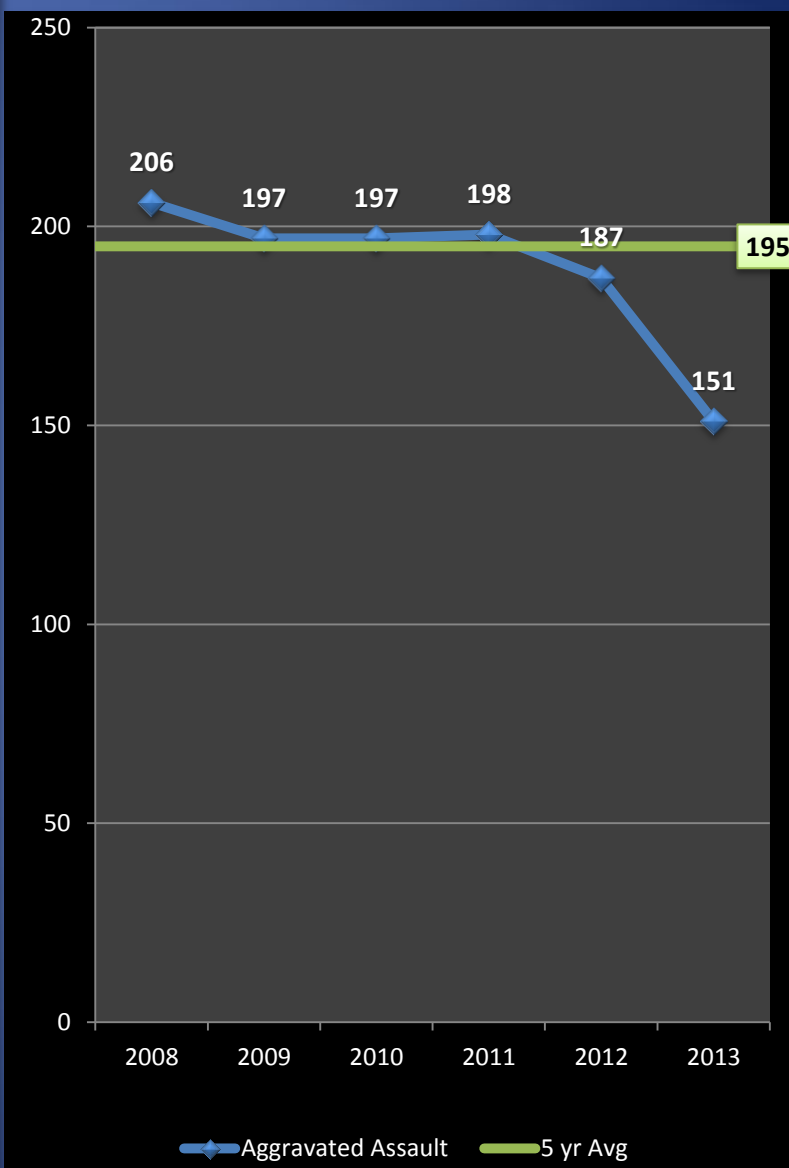
-19%

5 Year Average

-23%

- When compared to the first three quarters of 2012, aggravated assaults recorded a significant **decline of 19%**, with 36 fewer crimes recorded in 2013. When measuring this violent index crime against the five-year average for the time period between January 1st and September 30th, there has been a **reduction of 23%**, with 44 incidents below the projected average of 195.
- There was one shooting in Cambridge during the Summer of 2013 (June to September). Raveena Jaghoo, 17, of 176 Harvard Street, Cambridge, was arrested in connection with an early morning shooting on June 23rd, which left a victim hospitalized with two gunshot wounds.
- Breakdown of Assault Classification types for the first three quarters of 2013:***

Type	Number	% of Total
Domestic	50	33%
Homeless	23	15%
Bar /Alcohol	19	13%
Acquaintance	16	11%
Road Rage	9	6%





ROBBERY

No Patterns

- The five-year average for overall robbery in Cambridge for the first three quarters of the year is 102 incidents. From January 1st to September 30th of 2013, 93 robberies were recorded, which translates to a **9% decline** below the projected total.
- There was a **20% increase** in robberies from August to September with two additional incidents reported.
- Street robberies have **fallen 14%** when measured against the five-year average, down 12 crimes from the projected total of 85 incidents. When compared with the first nine months of 2012, there has been a **10% decrease** from 81 to 73 street robberies. During the last week in September, a series of late night street robberies emerged on the periphery of Harvard Square.
- There have been 20 commercial robberies (at seven banks, five convenience stores, two drug stores, two retail establishments, two liquor stores, a fast food chain, and a gas station) so far in 2013.

Percent Change

Last 4 Weeks

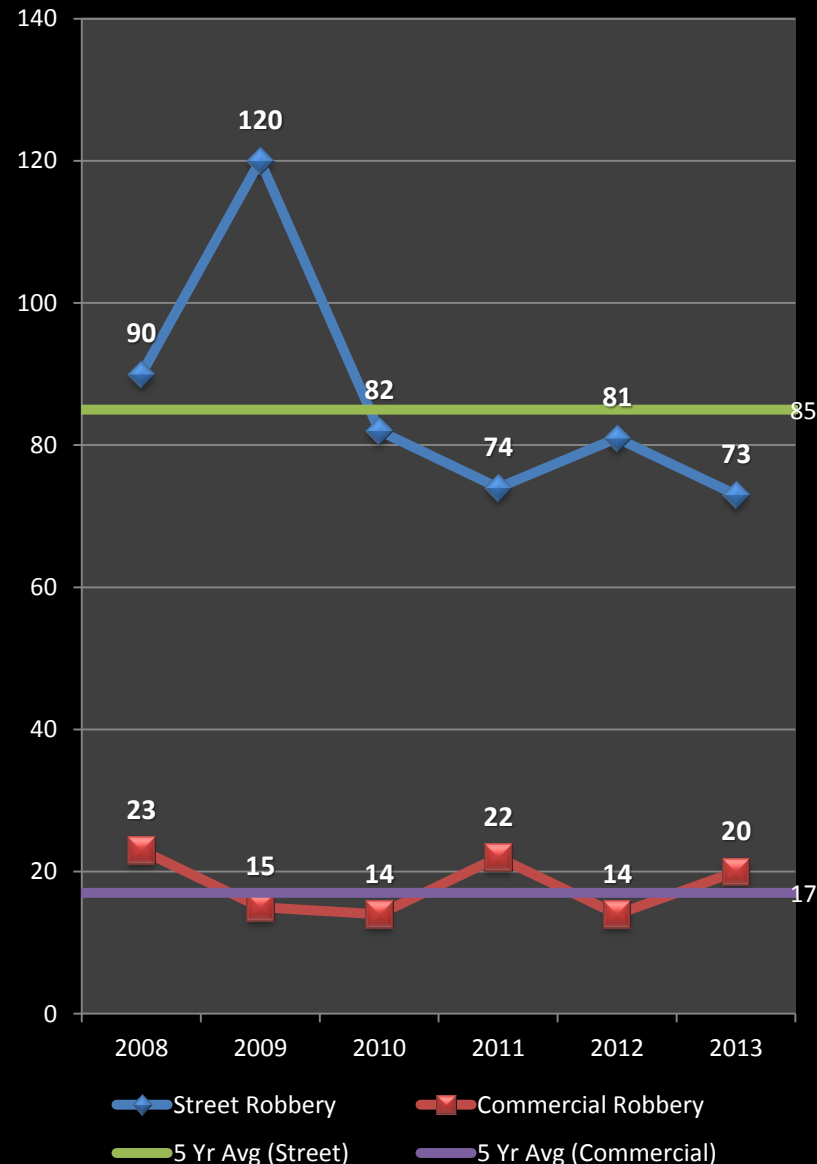
+20%

Previous Year

-2%

5 Year Average

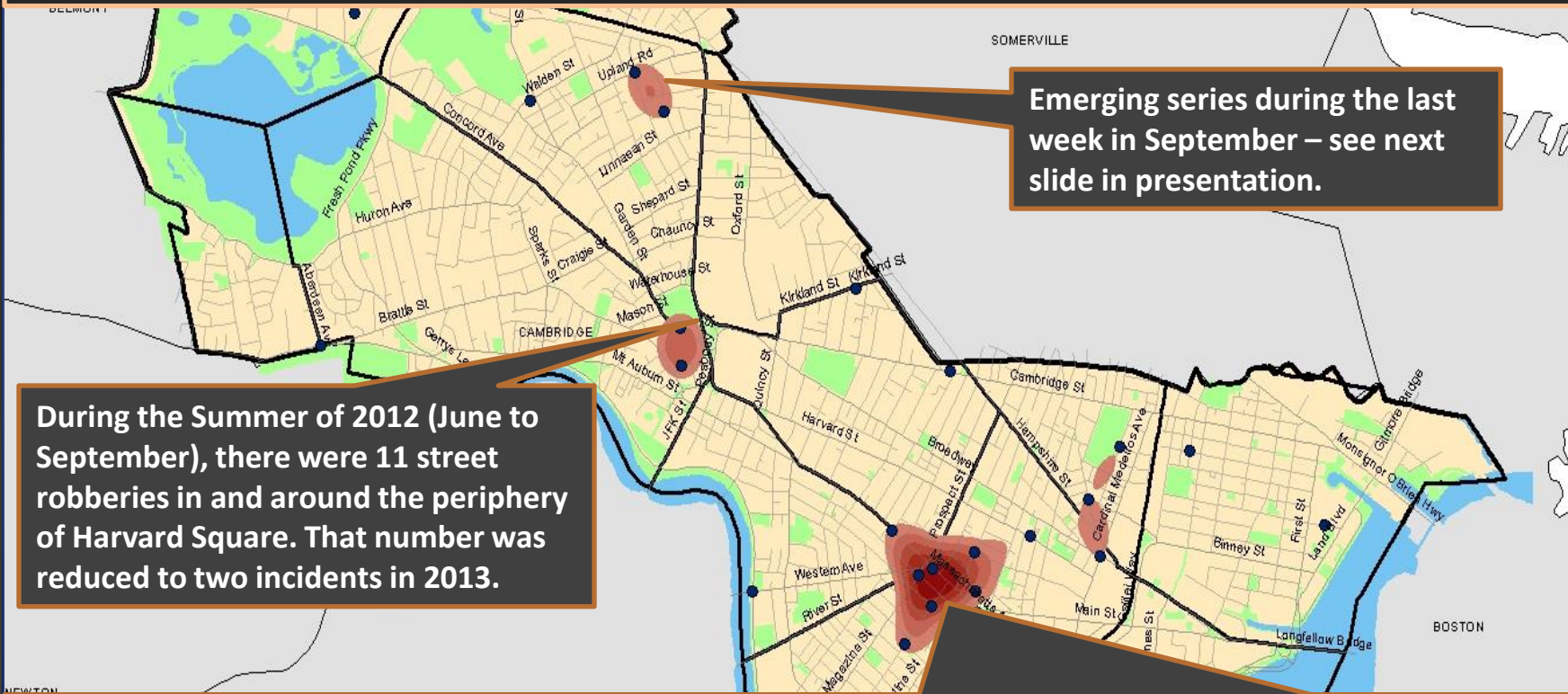
-9%





Street Robbery Activity: Third Quarter of 2013

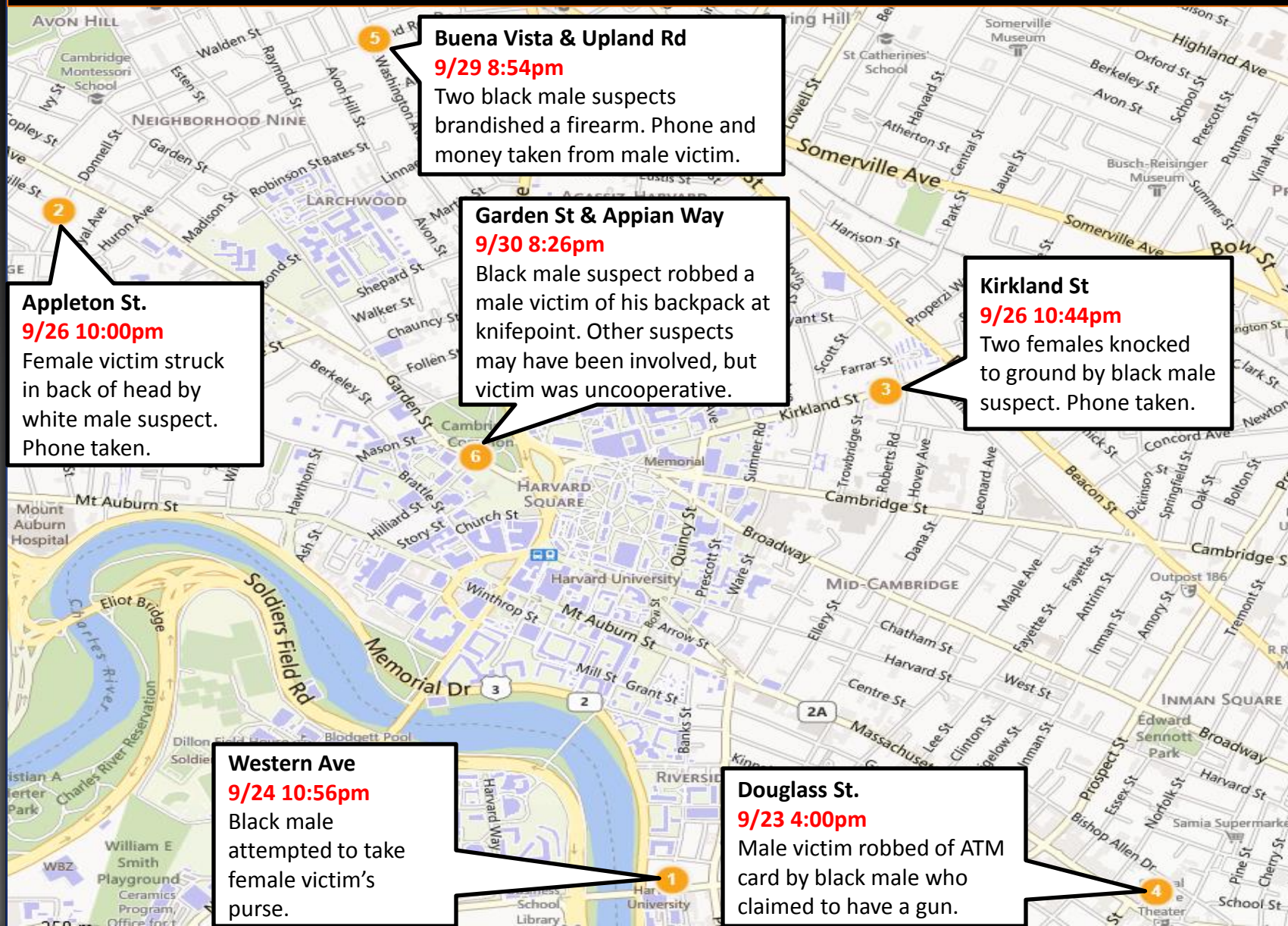
When compared with the third Quarter of 2012, there has been no change in the numbers with 28 robberies targeting individuals on the streets of the City in each of these 3-month periods. The major street robbery pattern identified last summer was a series of incidents on the periphery of Harvard Square in July. So far in 2013, the City has been bereft of robbery patterns until the last week in September (See next slide). **10% decline YTD – 14% below 5-year average**



Eight street robberies were reported in Cambridgeport during the 3rd Quarter of 2013 - four in July, two in August, and two in September. Six of the crimes were between 10:00PM and 2:00AM. Four of the incidents took place within the confines of Central Square and involved the homeless. There were no patterns identified in this area during the time period analyzed.



During the last week in September (9/23-9/30) there were **6 violent street robberies throughout Cambridge**. The majority occurred between 8:00pm and 2:00am. The **description of the suspect(s) was different in each incident**; some incidents involved one suspect while others involved as many as four.





BURGLARY

Emerging Patterns

- During the first three quarters of 2013, there were 280 total burglaries (the combination of residential and commercial burglaries) reported in Cambridge. This number has fallen **28%** when compared to last year during this time period and is **25% lower than the five-year average** of 372 incidents.
- Commercial burglary has **dropped 26%** when compared with 2012, with 15 fewer incidents reported, and has **dropped 32%** when measured against the five-year average.
- Residential burglaries ("housebreaks") are **down 28%** from the first nine months of 2012 with 93 fewer incidents reported and have **dropped 23%** when measured against the five-year average.
- Two potential housebreak patterns have been identified during the last week of September:**
 - Series of side window entries into apartments in lower Cambridgeport
 - Breaks into multi-unit apartment buildings in the Peabody / Agassiz corridor between 8:00PM and 11:00PM. The majority of these buildings are corner units in the 1500 to 1800 blocks of Mass Ave.

Percent Change

Last 4 Weeks

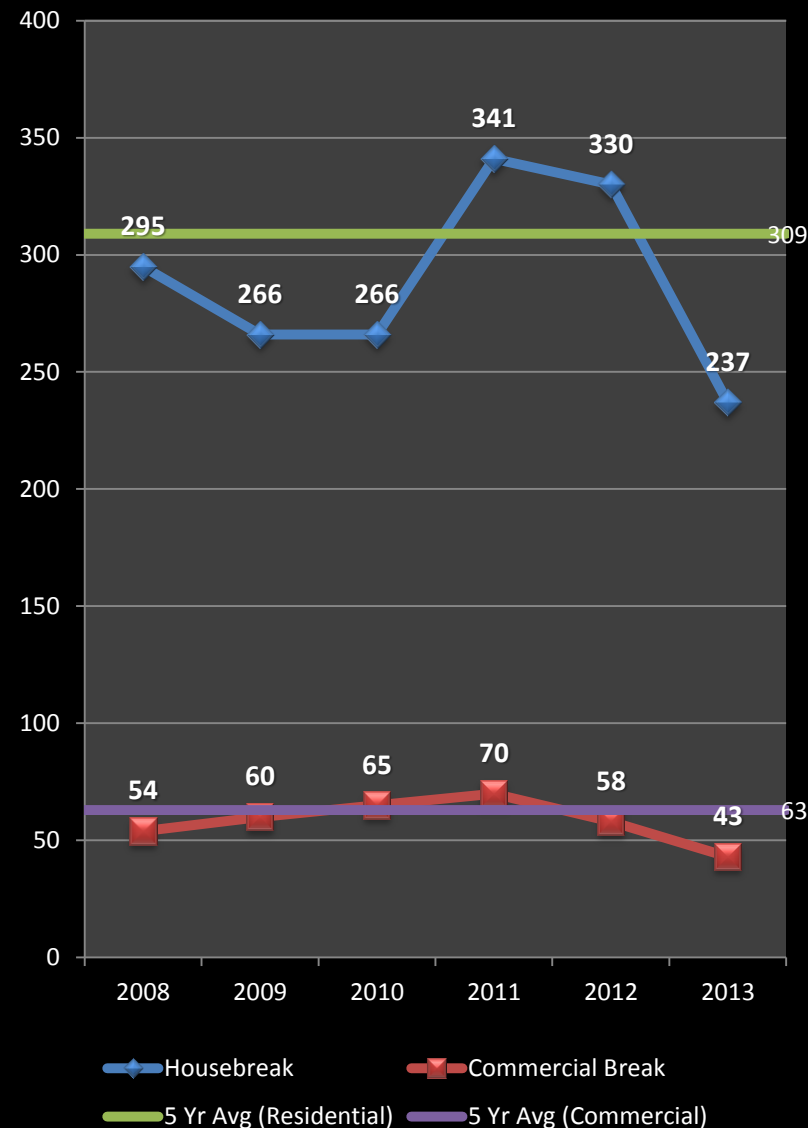
+39%

Previous Year

-28%

5 Year Average

-25%





Housebreak Activity: Summer of 2013 - Third Quarter of 2013

During the 3rd Quarter of 2012 there were 121 housebreaks reported in Cambridge; that number fell to 94 incidents between July and the end of September of 2013 to post a 22% decline. There were no patterns identified during this time frame until the last week of September in 2013.

Five breaks over the first two weekends of July in Neighborhood #8 and #9 on side streets off of Mass Ave. 26 housebreaks during the 3rd quarter. Sporadic incidents in Richdale / Walden area during first two weeks of August.

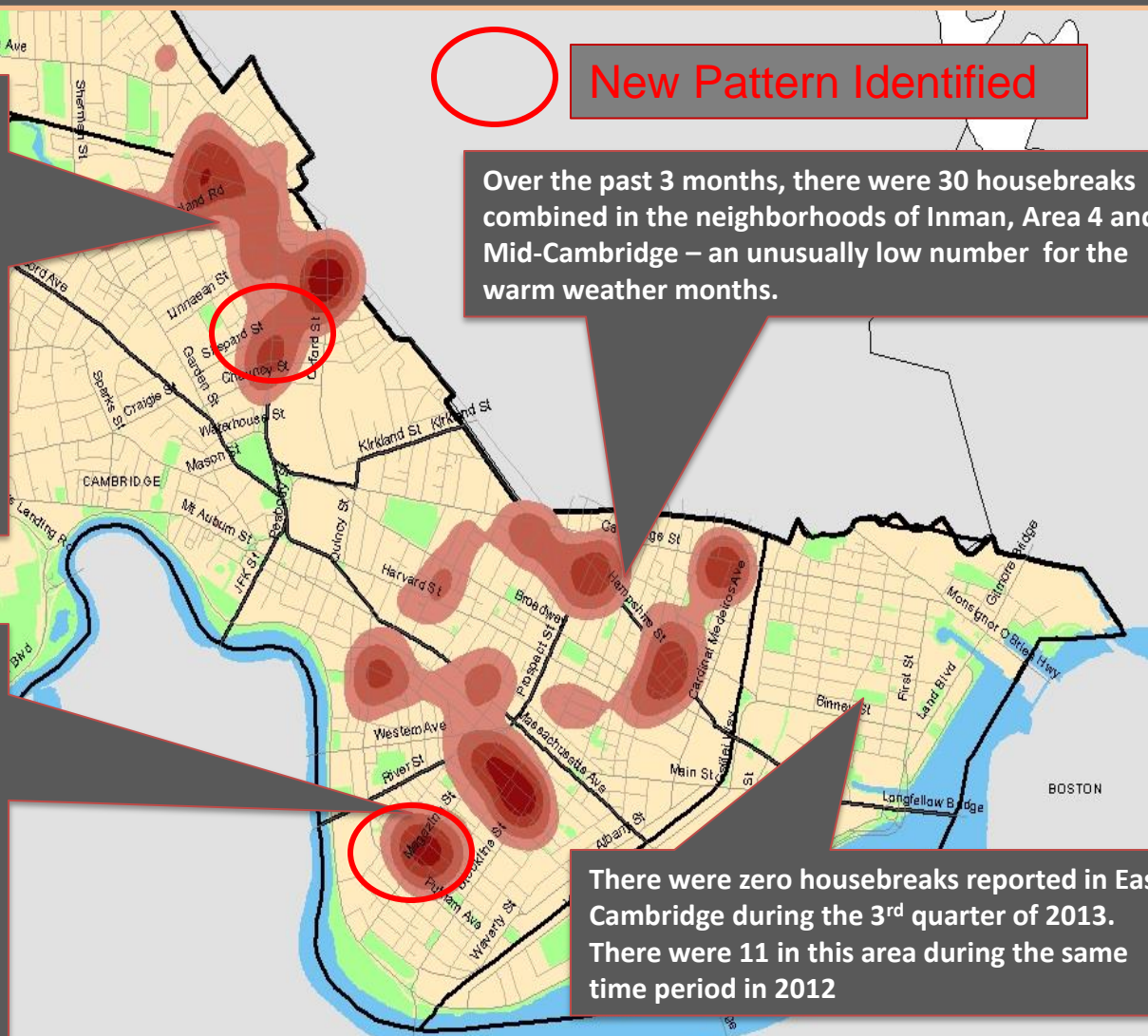
New pattern identified in late September in the Mass Ave Corridor (1500 to 1800 Mass) and adjacent side streets.

28 housebreaks in Cambridgeport and Riverside during the 3rd quarter. Until a new pattern was identified in late September, the majority of activity consisted of a series of night breaks during two-week period in mid-July in the upper Port. **A new pattern has been identified in the lower Port around Putnam Ave and Allston St and is receiving extra attention.**

New Pattern Identified

Over the past 3 months, there were 30 housebreaks combined in the neighborhoods of Inman, Area 4 and Mid-Cambridge – an unusually low number for the warm weather months.

There were zero housebreaks reported in East Cambridge during the 3rd quarter of 2013. There were 11 in this area during the same time period in 2012





LARCENY

Emerging Patterns

- Overall, **larceny year-to-date has decreased by 5%** both when compared with the first three quarters of 2012 and when measured against the five-year weighted average for this time frame.
- Although **larcenies from motor vehicles are still down 12%** compared to 2012, this difference is slowly shrinking (was -28% in May). LMVs dropped 6% from 70 in August to 66 in September. Mid-Cambridge and Cambridgeport experienced the majority of the LMV activity this month, with multiple reports of change stolen overnight from unlocked vehicles.
- **Larcenies from persons citywide in 2013 are currently running even with 2012**, but the 2013 year-to-date total registers at 10% above the five-year average. Citywide, thefts rose one incident from 24 in August to 25 in Sept.
- **There have been 289 larcenies from buildings reported during the first three quarters of 2013.** This total is four crimes above the number reported during this time period in 2012 and five above the five-year average. Over the past month, this crime type rose five incidents from 26 in August to 31 in September, with no notable patterns this month.
- In 2013, there have been **306 bike thefts to date**, just two above the 304 reported during the first three quarters of 2012. Bike thefts dropped by 24% (13 incidents) in September when compared with August. Cambridgeport saw the most bike thefts in September with 11, followed by Mid-Cambridge with 8.

Percent Change

Last 4 Weeks

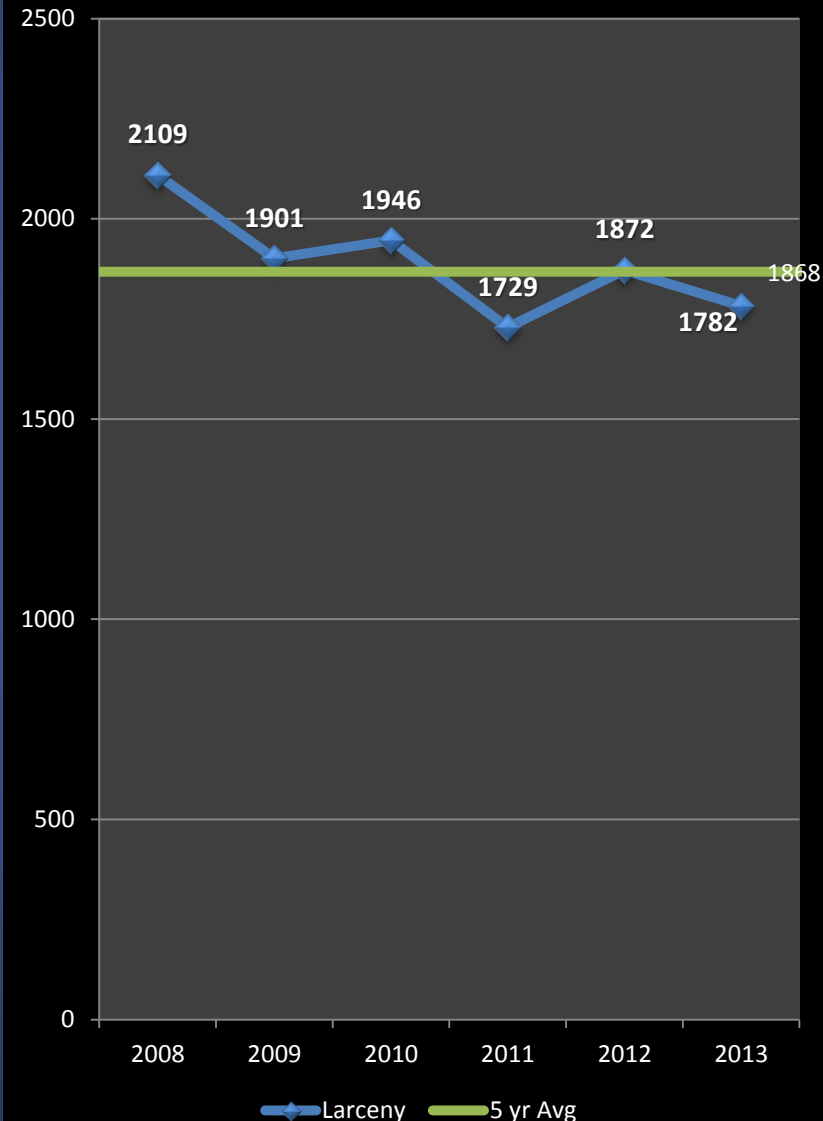
-4%

Previous Year

-5%

5 Year Average

-5%





LARCENY: *from MV*

Emerging Patterns

- For the first three quarters of 2013, larcenies from MVs **are down 12%** when compared with the same time frame in 2012, with **62 fewer thefts recorded**. Larcenies from MVs have **fallen 18%** when compared with the five-year average, with **101 fewer incidents than** the projected total of 555 thefts. The large drop in larcenies from MVs citywide can likely be attributed to the arrest of two people committing these crimes in January and the multiple snow storms that buried the area in February and March.
- Larceny from motor vehicles **dropped 6%** from 70 incidents in August to 66 in September.
- 3rd Quarter Hot Spot clusters that were identified include:
 - Mid-Cambridge: weekend night breaks in late August through September.
 - Cambridgeport / Riverside: weekend night breaks into unlocked vehicles
 - A one-night spree of incidents along Huron and Grove Streets in July.

Percent Change

Last 4 Weeks

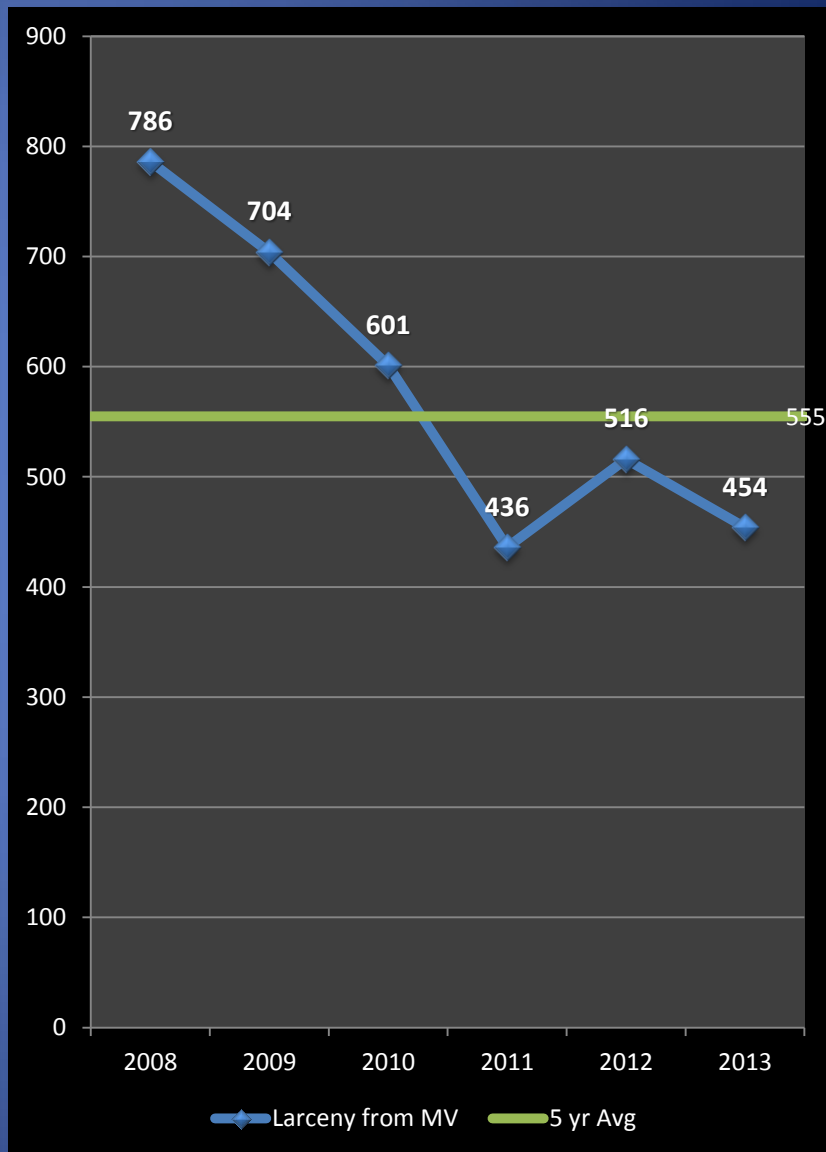
-6%

Previous Year

-12%

5 Year Average

-18%



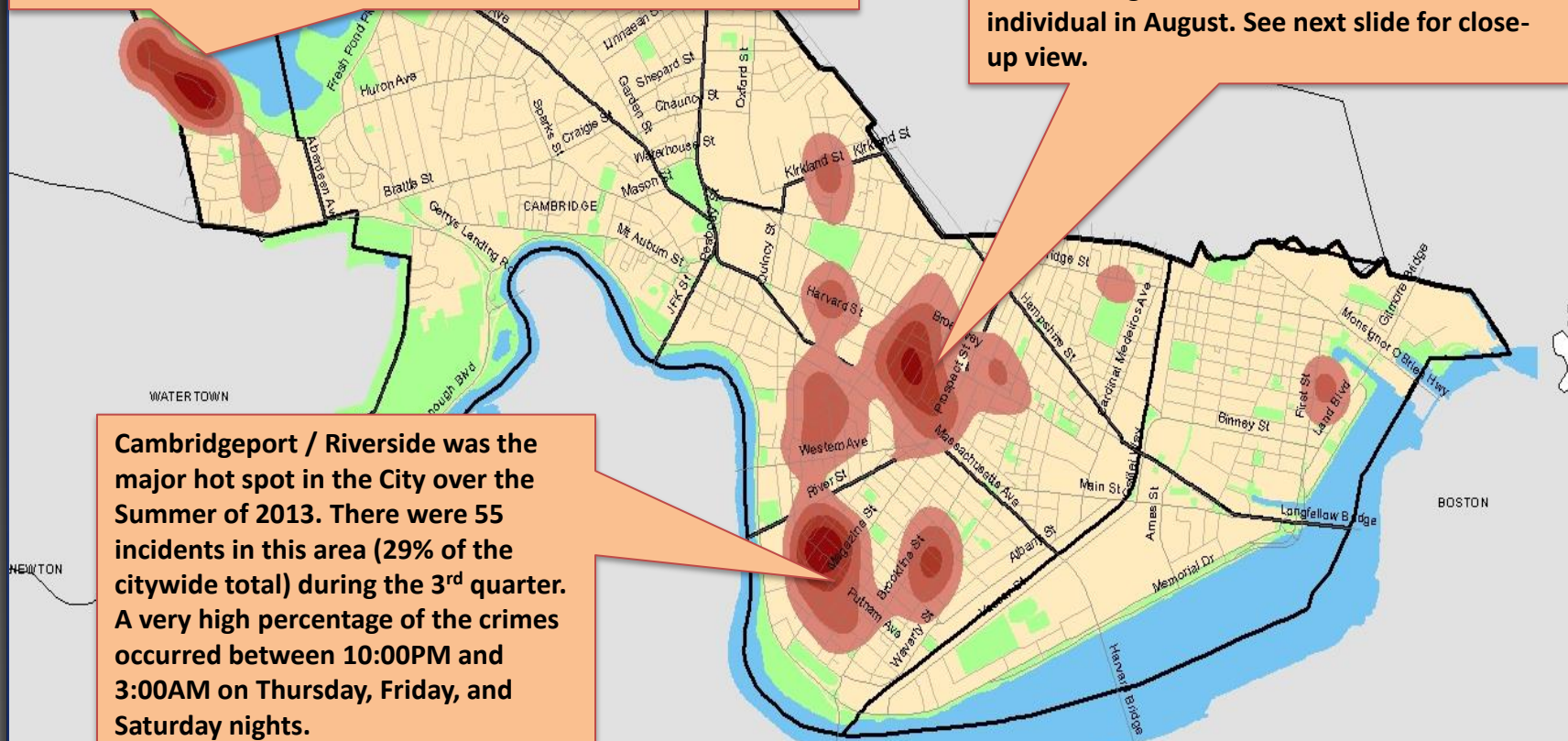


Larceny from MV Activity: Third Quarter of 2013

Despite the fact that LMV thefts are down 12% when compared with 2012 and 18% below the five-year average (101 fewer incidents), when comparing the numbers for the previous two 3rd quarters, the decline is marginal (-5% in 2013 with 12 fewer incidents). Some of the long-standing hot spots will receive extra attention during the fourth quarter.

This was a one-night spree of twelve car breaks on the weekend of 7/13 and 7/14 along Huron Ave and Grove St. GPS units, backpacks, and stereo systems were targeted. Belmont Police arrested two professional thieves for similar incidents in their jurisdiction the following weekend.

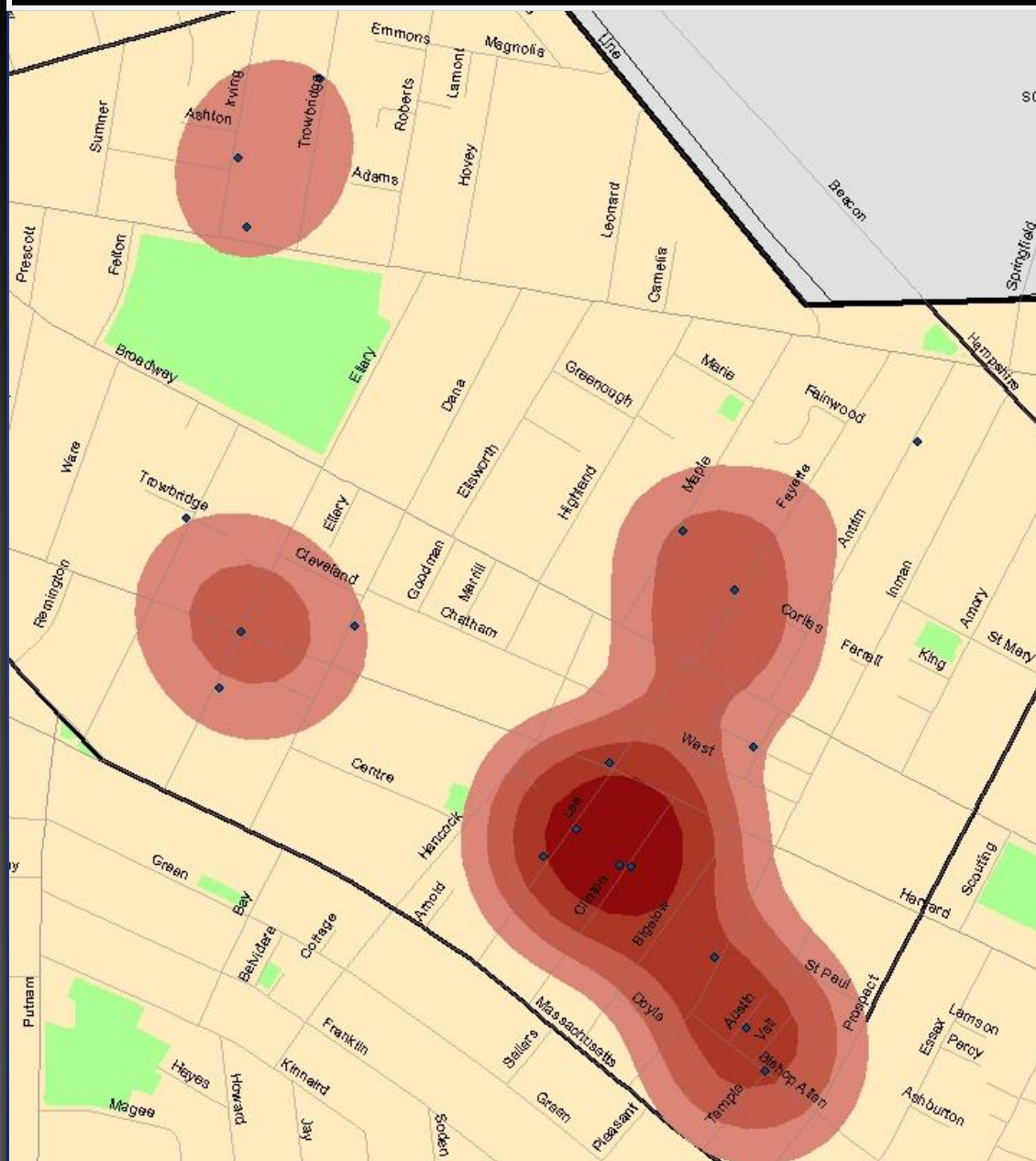
Increased activity in Mid-Cambridge from late August to the end of September. 32 thefts in this area during the 3rd quarter (19 in September). Majority of activity is late on weekend nights. One arrest of homeless individual in August. See next slide for close-up view.



Cambridgeport / Riverside was the major hot spot in the City over the Summer of 2013. There were 55 incidents in this area (29% of the citywide total) during the 3rd quarter. A very high percentage of the crimes occurred between 10:00PM and 3:00AM on Thursday, Friday, and Saturday nights.



Larceny from MV September Focus Area: Mid-Cambridge



Between 8/30/13 and 9/30/13, 21 larcenies from motor vehicles were reported in Mid-Cambridge. Multiple incidents were reported on Bishop Allen Dr, Clinton, Ellery, Fayette, Lee, and Irving streets. Majority of incidents involved late evening and overnight breaks into unlocked vehicles, half of which were parked in driveways or parking lots.

Extra patrols have been focused in this area and we continue to monitor for future activity.

Residents are encouraged to always lock unattended vehicles.



Larceny from Motor Vehicles

What can we do?

Police Response Strategy:

- Cambridge Police are focused on prevention of these crimes by increasing officer visibility in targeted areas.
- Citizens are encouraged to take the proper precautions to protect their vehicles and their belongings by doing everything possible to not make their vehicles easy targets.



Citizen Response Strategy:

- Citizens are asked to take the following precautions to protect themselves, their vehicles, and their belongings from theft:
 - Make sure all of your car doors are locked when you leave your vehicle.
 - Take extra care when out doing your shopping.
 - If you are **approached by a suspicious person** while you are in your vehicle, **sound your horn to attract attention.**
 - **NEVER LEAVE VALUABLES EXPOSED IN YOUR CAR.**
 - If you must leave packages or valuables in your car, **place them in the trunk of under a blanket to conceal them**
 - Visit our website for more tips to keep your vehicles and belongings at www.CambridgePolice.org/SafetyTips



LARCENY: *from Person*

No Patterns

- **Larcenies from the person are up one incident** in 2013 when compared to the first three quarters of 2012. The total of 268 incidents reported thus far in 2013 is also **10% above** the five-year average of 243.
- Larcenies from the person citywide stayed consistent from August (24 thefts) to September (25 thefts). Nearly half of the September incidents took place in Harvard Square, including seven incidents at the many bars and restaurants in the Square (known as "dipper" activity). Three of these thefts occurred at one cafe, the last of which resulted in the arrest of a male from Boston on 9/30 who was suspected in a number of similar incidents in Cambridge and Somerville.
- Only two "dipper" incidents were reported in the Central Sq area in September, but one of these also resulted in an arrest: a homeless male was taken into custody after stealing a purse from a victim at a restaurant on 9/14.

Percent Change

Last 4 Weeks

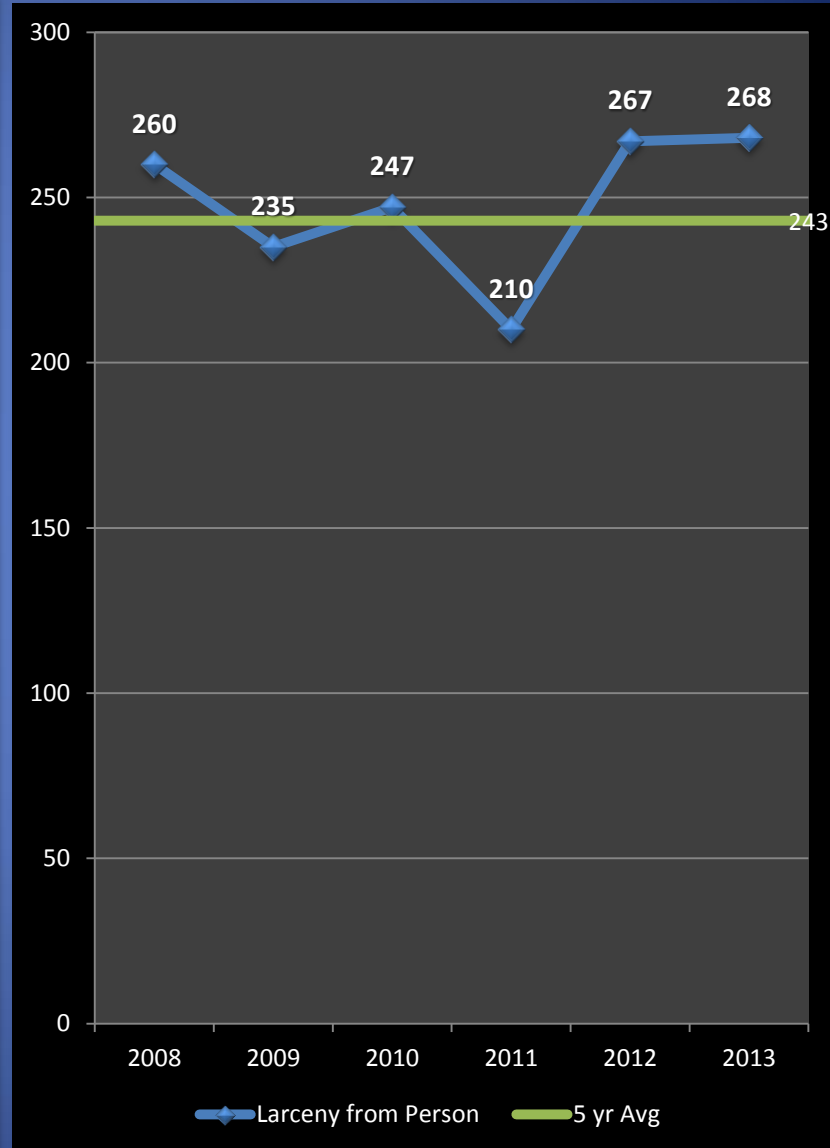
+4%

Previous Year

0%

5 Year Average

+10%





LARCENY: of Bicycle

No Patterns

- In 2013, there have been 306 bike thefts to-date, which is 2 thefts above the 304 incidents reported through the same time frame in 2012 and 15 above the five-year average of 291 thefts.
- Bike thefts **dropped by 24%** (13 incidents) from August to September. Unlike in August when many of the reported bike thefts were in the Harvard Sq area, September saw a larger number in Central Sq and the Cambridgeport neighborhood.
- The majority of thefts this year (**58%**) have involved bikes that were locked but left out in the open (locked to public bike racks, for example).
- The highest % of thefts from yards and porches this year have occurred in Mid-Cambridge, North Cambridge, Area 4, and Cambridgeport.

Breakdown by Neighborhood, year-to-date:

Neighborhood	Total	% Citywide
Cambridgeport	49	16 %
Mid-Cambridge	47	15 %
Riverside	40	13 %
West Cambridge	38	12 %

Percent Change

Last 4 Weeks

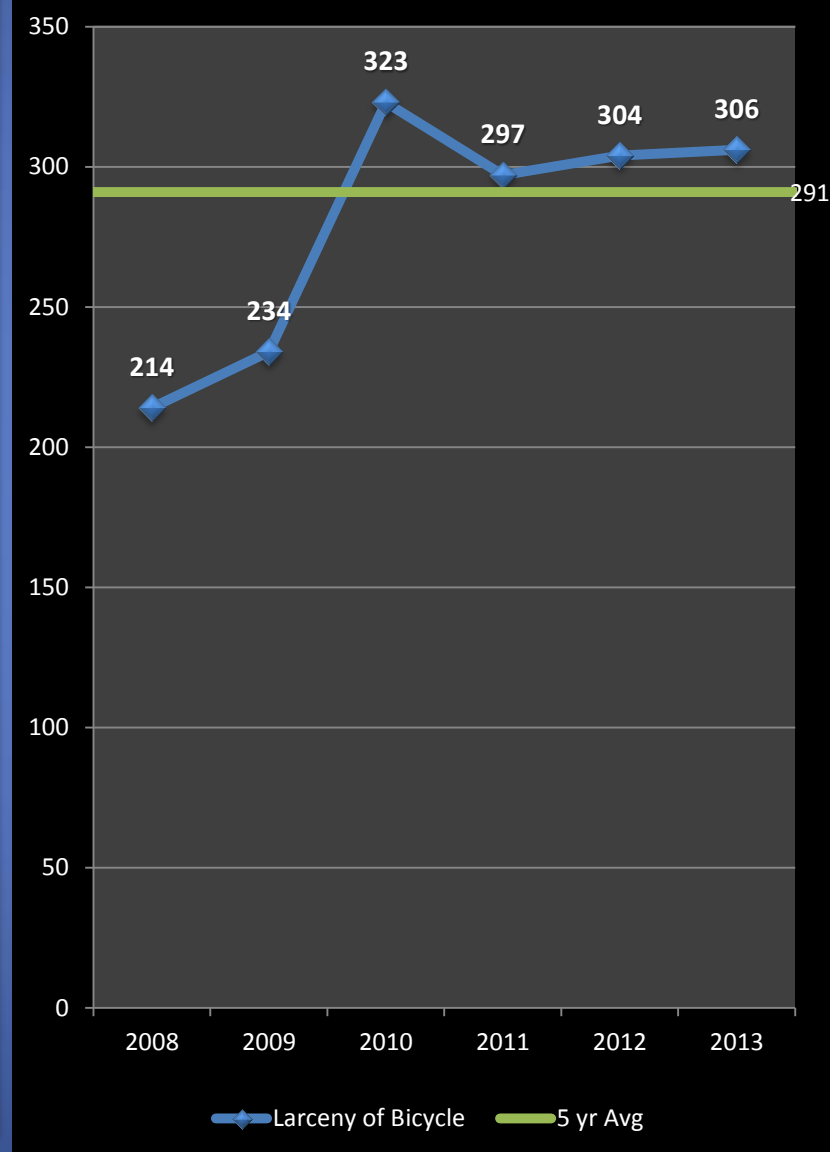
-24%

Previous Year

+1%

5 Year Average

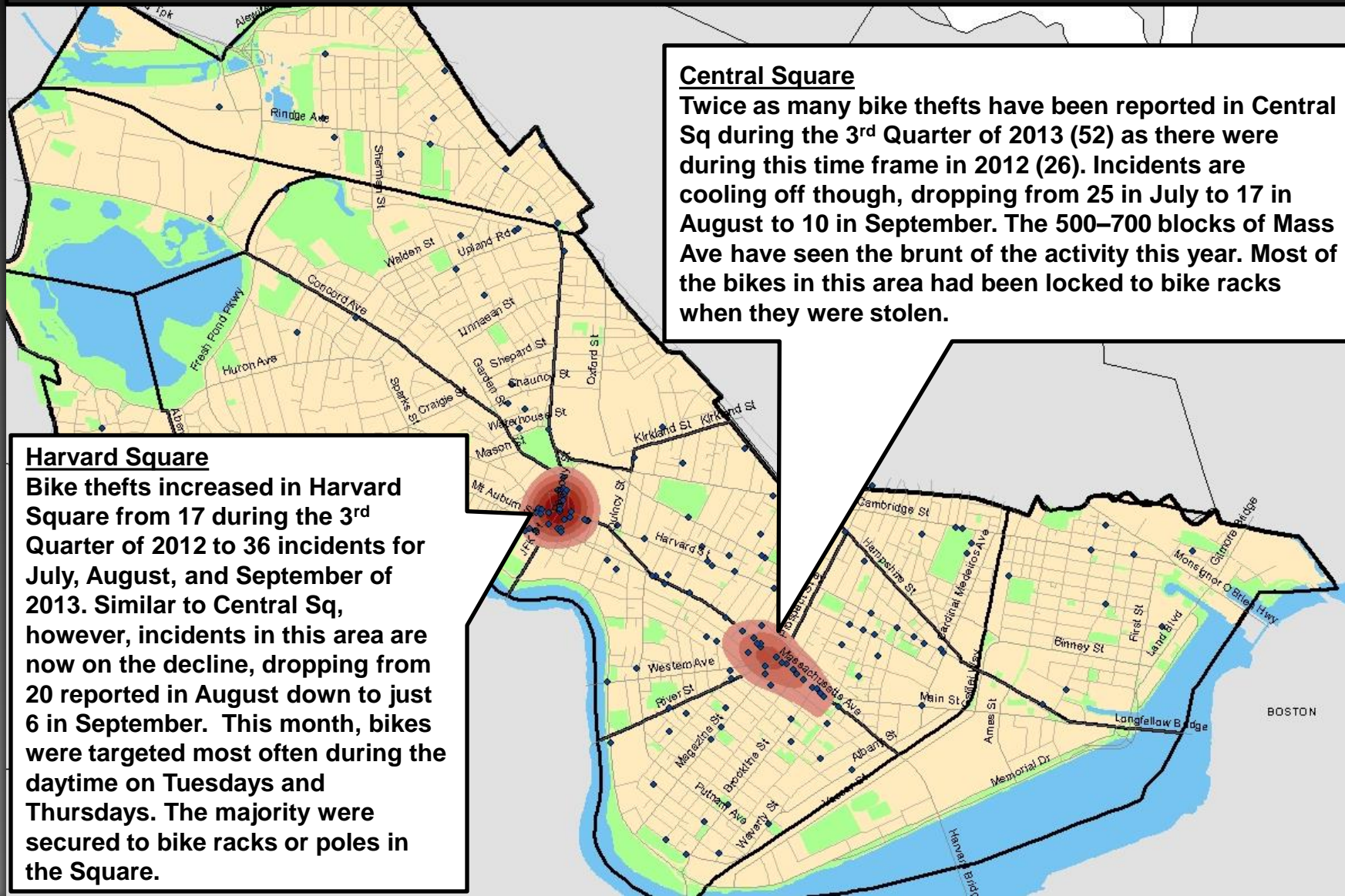
+5%





Bike Theft Activity: Third Quarter of 2013

There have been 306 bike thefts through the first three quarters of 2013 – 2 thefts above the 304 incidents reported through this time in 2012 and 15 above the five-year average of 291 thefts.





Larceny of Bicycles:

What Can We Do?

Police Response Strategy:

- Bicyclists stopped for infractions will be reminded to use lights when biking at night, wear helmets under the age of 16, and other safety tips to promote safer biking in the city.



Citizen Response Strategy:

- Bicyclist are encouraged to record their bike's serial number as well as take a picture of their bike to provide to police in the event that it is lost or stolen.
- For information on bicycle safety, visit: www.CambridgePolice.org/CommunityResources.
 - Click on the "Bicycle Safety and Registration" link.
- Stores should be vigilant in recording serial numbers and customer information on sales.
- Universities should encourage students to register their bikes and distribute information on the correct locking procedures.



AUTO THEFT

No Patterns

- The projected five-year weighted average for auto thefts for the first nine months of the year is 124 incidents. In 2013, auto thefts continue to register well below this level with only 86 reported year-to-date, translating to a **31% decline**. This number is also 12 thefts below the total reported through the first nine months of 2012, equaling a **12% drop**.
- Only nine vehicles have been reported stolen in the past four weeks, **down 18%** (two incidents) from the previous four-week total. East Cambridge had the most in Sept. with three.
- Four of the reported auto thefts in September involved the thefts of scooters or mopeds.
- A Cambridge male was arrested for stealing a Hummer from a fire house driveway in North Cambridge on 9/14.
- Since the beginning of the year, Mid-Cambridge has experienced the most auto thefts citywide with 17 incidents, followed by Cambridgeport with 15 and East Cambridge with 13.
- Year-to-date, **44%** (or 38) of the stolen motor vehicles have been recovered.

Percent Change

Last 4 Weeks

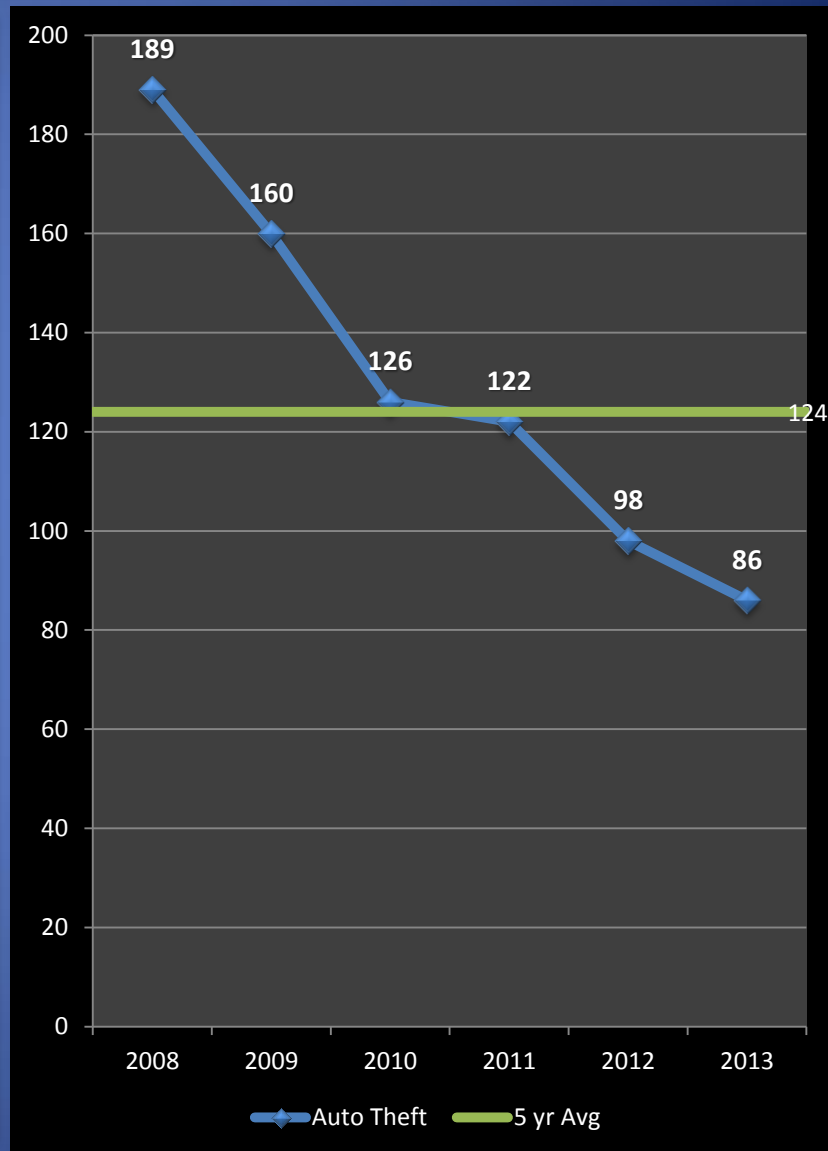
-18%

Previous Year

-12%

5 Year Average

-31%





Help Prevent Crime

And keep yourself informed!

To receive information from the CPD:

- Sign up with for the **Cambridge Alert Network**, to receive alerts about emerging crime patterns, neighborhood meetings, and crime prevention tips, by visiting www.CambridgeMa.gov/AlertNetwork.
- “Like” the Cambridge Police Department on Facebook at www.facebook.com/CambridgePolice
- Follow [@CambridgePolice](https://twitter.com/CambridgePolice) on Twitter.
- Visit our website at www.CambridgePolice.org for valuable information and reports including the Daily Log and BridgeStat, which is published on the first Friday of every month.
- Download our new “MyPD” smartphone app at www.CambridgePolice.org/MyPD.

To Share Information with the CPD:

- Call our Non-Emergency Telephone Number at **617-349-3300**.
 - Every call for service generates a police response, so help drive our resources by reporting things that seem suspicious or out of the ordinary.
- Send an Anonymous TEXT-A-TIP:
 - Send an ANONYMOUS text message to **Tip411 (847411)**. Begin your message with Tip650 and then type your message. You will receive a response from the Cambridge Police with the option to continue communicating. Please remember that this is not a replacement for 9-1-1. **If you witness an emergency situation, please call 9-1-1 immediately.**
- Send an Anonymous Crime Tip E-Mail at www.CambridgePolice.org/Tips



Questions?

- The complete 2012 Cambridge Police Annual Crime Report is available on our website at www.CambridgePolice.org.
- We welcome all questions, comments, and suggestions.
- Please direct your feedback to: BridgeStat@CambridgePolice.org.
- To review previous editions of BridgeStat, visit our website at www.CambridgePolice.org/BridgeStat.