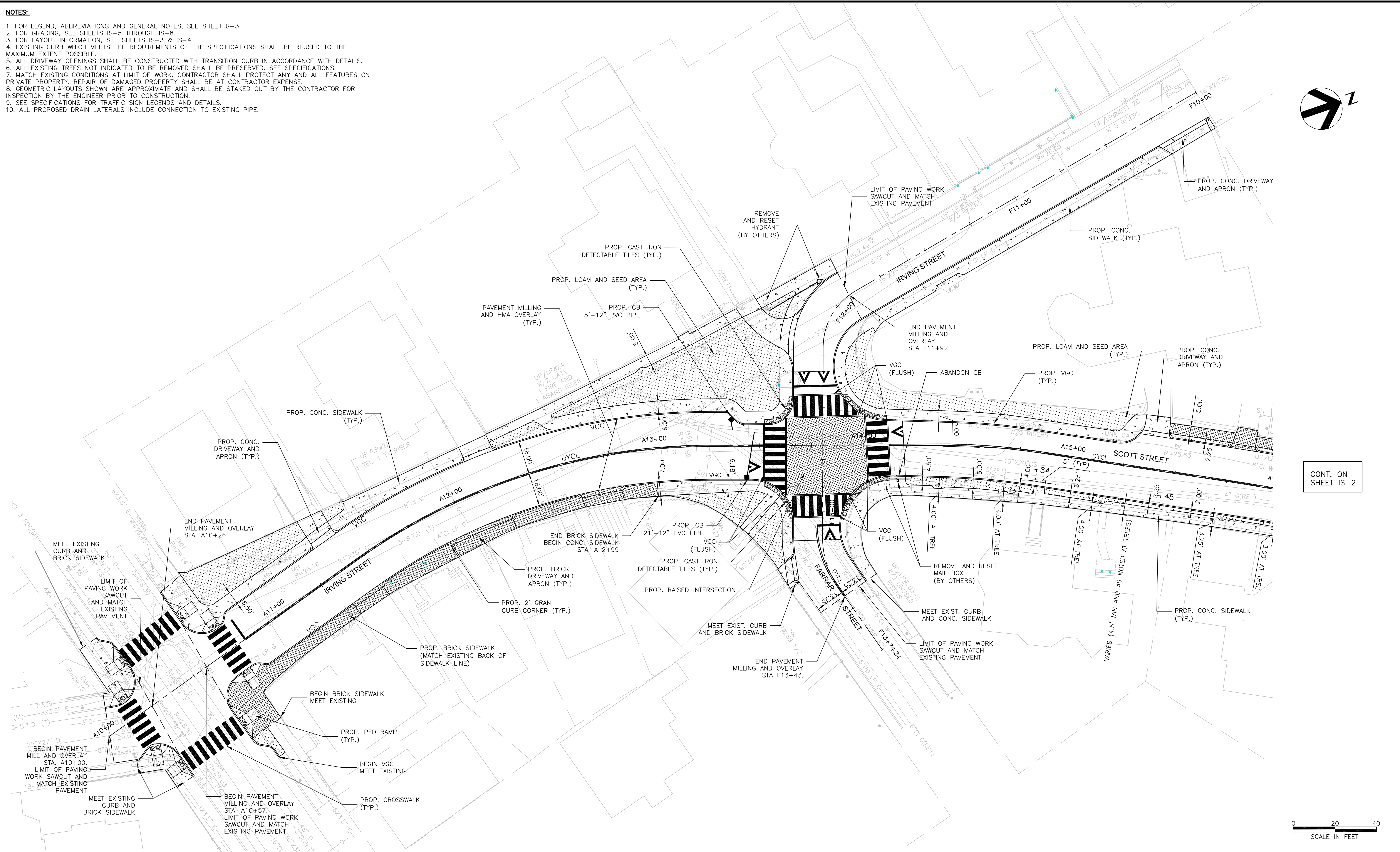

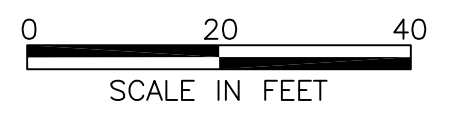


NOTES:

1. FOR LEGEND, ABBREVIATIONS AND GENERAL NOTES, SEE SHEET G-3.
2. FOR GRADING, SEE SHEETS IS-5 THROUGH IS-8.
3. FOR LAYOUT INFORMATION, SEE SHEETS IS-3 & IS-4.
4. EXISTING CURB WHICH MEETS THE REQUIREMENTS OF THE SPECIFICATIONS SHALL BE REUSED TO THE MAXIMUM EXTENT POSSIBLE.
5. ALL DRIVEWAY OPENINGS SHALL BE CONSTRUCTED WITH TRANSITION CURB IN ACCORDANCE WITH DETAILS.
6. ALL EXISTING TREES NOT INDICATED TO BE REMOVED SHALL BE PRESERVED. SEE SPECIFICATIONS.
7. MATCH EXISTING CONDITIONS AT LIMIT OF WORK. CONTRACTOR SHALL PROTECT ANY AND ALL FEATURES ON PRIVATE PROPERTY. REPAIR OF DAMAGED PROPERTY SHALL BE AT CONTRACTOR EXPENSE.
8. GEOMETRIC LAYOUTS SHOWN ARE APPROXIMATE AND SHALL BE STAKED OUT BY THE CONTRACTOR FOR INSPECTION BY THE ENGINEER PRIOR TO CONSTRUCTION.
9. SEE SPECIFICATIONS FOR TRAFFIC SIGN LEGENDS AND DETAILS.
10. ALL PROPOSED DRAIN LATERALS INCLUDE CONNECTION TO EXISTING PIPE.



CONT. ON SHEET IS-2



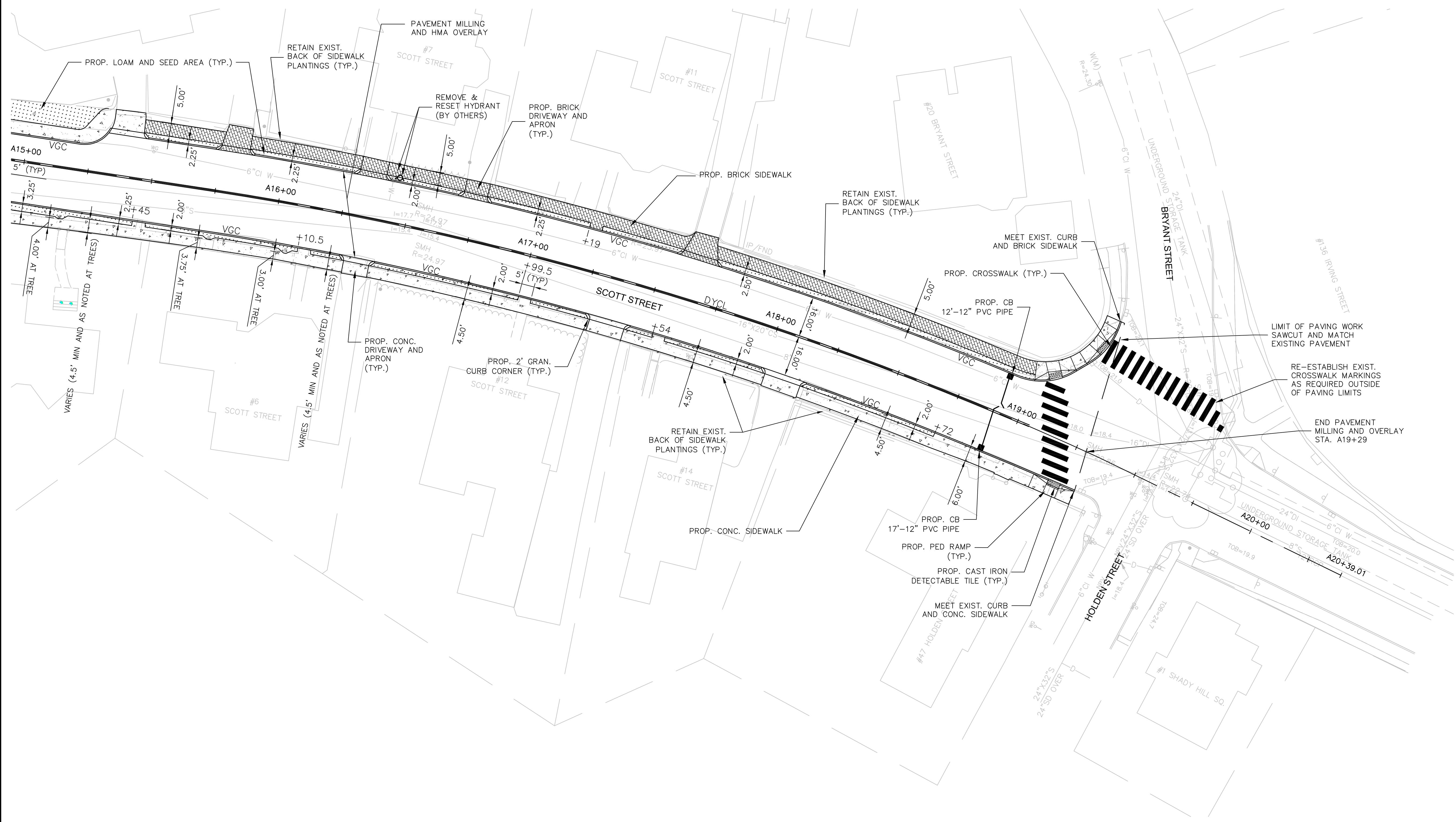
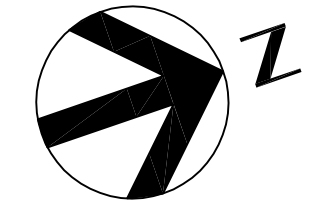
695 Atlantic Avenue, Boston, MA 02111
 TEL: (617) 357-7700 FAX: (617) 357-7759

No.	DESCRIPTION	DATE	Checked by	G.F.
	REVISIONS		Approved by	G.F.

CITY OF CAMBRIDGE, MASSACHUSETTS
 CHAPTER 90 ROADWAY & SIDEWALK RECONSTRUCTION
 CONTRACT NO. 15
 IRVING / SCOTT STREETS
 CONSTRUCTION PLAN 1

Sheet No.	IS-1
Total Sheets	51
File No.	

CONT. ON SHEET IS-1



NOTES:

1. FOR LEGEND, ABBREVIATIONS AND GENERAL NOTES, SEE SHEET G-3.
2. FOR GRADING, SEE SHEETS IS-5 THROUGH IS-8.
3. FOR LAYOUT INFORMATION, SEE SHEETS IS-3 & IS-4.
4. EXISTING CURB WHICH MEETS THE REQUIREMENTS OF THE SPECIFICATIONS SHALL BE REUSED TO THE MAXIMUM EXTENT POSSIBLE.
5. ALL DRIVEWAY OPENINGS SHALL BE CONSTRUCTED WITH TRANSITION CURB IN ACCORDANCE WITH DETAILS.
6. ALL EXISTING TREES NOT INDICATED TO BE REMOVED SHALL BE PRESERVED. SEE SPECIFICATIONS.
7. MATCH EXISTING CONDITIONS AT LIMIT OF WORK. CONTRACTOR SHALL PROTECT ANY AND ALL FEATURES ON PRIVATE PROPERTY. REPAIR OF DAMAGED PROPERTY SHALL BE AT CONTRACTOR EXPENSE.
8. GEOMETRIC LAYOUTS SHOWN ARE APPROXIMATE AND SHALL BE STAKED OUT BY THE CONTRACTOR FOR INSPECTION BY THE ENGINEER PRIOR TO CONSTRUCTION.
9. SEE SPECIFICATIONS FOR TRAFFIC SIGN LEGENDS AND DETAILS.
10. ALL PROPOSED DRAIN LATERALS INCLUDE CONNECTION TO EXISTING PIPE.



695 Atlantic Avenue, Boston, MA 02111
 TEL: (617) 357-7700 FAX: (617) 357-7759

No.	DESCRIPTION	DATE	Checked by	G.F.
	REVISIONS		Approved by	G.F.

Scale	1"=20'
Date	04/26/12
Job No.	165678
Designed by	D.S.
Drawn by	D.S.
CITY OF CAMBRIDGE, MASSACHUSETTS	
CHAPTER 90 ROADWAY & SIDEWALK RECONSTRUCTION CONTRACT NO. 15	
IRVING / SCOTT STREETS CONSTRUCTION PLAN 2	

Sheet No.	IS-2
Total Sheets	51
File No.	