


# CITY OF CAMBRIDGE

## What Are E-Bikes?



E-bikes are bicycles with a motor powered by a battery.

<b>Class 1*</b>	Motor helps when pedaling, up to 20 mph**	<b>Class 2</b>	Motor helps when pedaling or when using hand throttle, up to 20 mph	<b>Class 3</b>	Motor helps when pedaling up to 28 mph***
-----------------	---	----------------	---	----------------	---

\*Class = category.

\*\*Speeds can go higher downhill.

\*\*\*State law defines Class 1 and Class 2. Class 3 is not defined in the Massachusetts law.

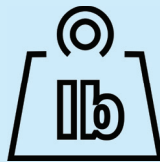
## When To Use an E-Bike?



Going to work or school



Running errands



Hauling heavy loads and/or children



If biking takes too much energy



For longer distances

## E-Bike Options

### Battery type



- Removable or built-in
- Look for one that meets safety standards: UL 2849 or EN 15194

### Frame style



- Step through or step over

### Gears



- Talk to your bike shop about different types

### Bike type




- Foldable—easier to carry and store
- E-cargo bike—carries passengers and/or cargo
- Adaptive bike or electric handcycle

# Why Use an E-Bike? *It's fun!*

*...also*



Improves health



Less sweaty



Easier to move through traffic



More Eco-friendly than cars



Costs less than driving



No license needed in Massachusetts

## E-Bike Safety Tips



- Ride predictably
- Check behind you before turning or changing lanes
- Signal before making a turn
- Do not weave in and out of lanes

- Wear a helmet
- Be visible (use lights and reflectors)



- Practice where there is less traffic
- Ride slowly in busy places
- Stop for people walking
- E-bike speed can be surprising
  - Be careful and respectful around others, especially children, seniors, and people with disabilities
  - Drivers might not expect the high speed; be extra cautious, especially at intersections

## Storing an E-Bike

- Secure location (garage, basement, shed)\*
- Use a good lock, talk to your bike shop
- Battery: store in a clean, dry place, 32° to 68° F
- Charging: follow instructions included with the bike

*\*E-bikes are too big and heavy to carry up stairs, except for foldable models.*

## Where are E-Bikes Allowed?



- Roads and bike lanes
- Most bike paths and paved trails (check local rules)
- Not on sidewalks
- Not on unpaved trails unless a sign says you can

**For more information go to**

[www.cambridgema.gov/Departments/communitydevelopment/cambridgebicycleaccessprograms](http://www.cambridgema.gov/Departments/communitydevelopment/cambridgebicycleaccessprograms)

**CITY OF  
CAMBRIDGE**

Transportation  
Department