

MBTA Commuter Rail Pedestrian & Bicycle Crossing Feasibility Study
Study Area Map | Community Development Department

ALEWIFE BROOK PARKWAY

RINDGE TOWER APARTMENTS
273 UNITS

FRESH POND APARTMENTS
504 UNITS

JEFFERSON PARK STATE
104 UNITS

RINDGE AVENUE

NORTH CAMBRIDGE CATHOLIC CEMETERY

SHERMAN STREET

BRICK WORKS CONDOS
102 UNITS

JEFFERSON PARK FEDERAL
278 UNITS
UNDER RECONSTRUCTION

MBTA FITCHBURG LINE

FRESH POND MALL

APPLE CINEMAS




DOG PARK

DANEHY PARK

NEW STREET



LEGEND

-  Crossing Study Area
-  Danehy-New Street Multi-Use Path
-  Proposed Sherman Street Extension