


City of Cambridge

Commission for Persons with Disabilities

51 Inman Street · Cambridge, MA · 02139-1732

617-349-4692 voice · TTY via 711 · 617-349-4766 fax



Avril dePagter
Chair

Mary Devlin
Secretary

Loring Brinckerhoff
Jerry Friedman
Robert Goss
Keisha Greaves
Valerie Hammond
Nicole Horton-Stimpson
Danielle Jones-McLaughlin
Deepti Nijhawan
Daniel Stubbs

Rachel Tanenhaus
Executive Director/
ADA Coordinator

Kate Thurman
Project Coordinator

The Cambridge Commission for Persons with Disabilities is holding an abbreviated meeting online via Zoom on Thursday, July 13, 2023 at 5:30 PM

PLEASE MAKE EVERY EFFORT TO JOIN BY 5:30 PM

AGENDA

Please keep your microphone muted when you are not speaking

- | | | |
|---------------------------------------------------------------------------------------------|---------|--------------------|
| 1. Introductions | 2 min. | |
| <i>If needed, alternates named</i> | | |
| 2. Announcements | 2 min. | CCPD staff / Board |
| 3. Approval of May & June Minutes | 4 min. | CCPD Board |
| <i>See page 4 of this agenda packet for May minutes</i> | | |
| <i>Page 36 for June minutes</i> | | |
| 4. Staff Report | 15 min. | Rachel Tanenhaus |
| 5. Public Input | 5 min. | general public |
| <i>See pages 2&3 of this agenda packet for instructions on providing public comment</i> | | |

CART/closed captioning will be provided for this meeting

Captions can be turned on within the Zoom platform. Additionally, you may stream CART in a separate URL at <http://bit.ly/CCPDCART>
(captions will not appear until the meeting has started)

The City of Cambridge Commission for Persons with Disabilities, does not discriminate, including on the basis of disability. The Commission for Persons with Disabilities will provide auxiliary aids and services, written materials in alternative formats, and reasonable modifications in policies and procedures to persons with disabilities upon request.

The next CCPD meeting will be held online on Thursday, September 14

No meeting will be held in August

Members of the public: See instructions on following pages on how to watch the CCPD meeting and provide public comment via Zoom

Instructions for Joining the July 13, 2023 CCPD Meeting as a Member of the Public

Join Online:

Registration is required in order to view the meeting or to participate in public comment.

Register online at

https://cambridgema.zoom.us/webinar/register/WN_G7_h6pc5TqytXiRjAnjTMg

After registering, you will receive a confirmation email containing information about joining the webinar. For more information regarding Zoom technology visit:

<https://www.cambridgema.gov/Departments/citycouncil/zoomonlinemeetinginstructions>

Join by Phone:

If you do not have access to the internet, you may also call into the meeting using a phone by dialing any of the following numbers and entering the Webinar ID (registration is not required). For higher quality, dial a number based on your current location:

+1 309 205 3325

+1 312 626 6799

+1 646 931 3860

+1 929 436 2866

+1 301 715 8592

+1 669 900 6833

+1 719 359 4580

+1 253 215 8782

+1 346 248 7799

+1 386 347 5053

+1 564 217 2000

+1 669 444 9171

When prompted, enter the webinar ID: **851 8729 7268**

NOTE: your microphone will be automatically muted until you are called on to speak during the public comment period of the meeting. See instructions on the following page for how to “raise your hand” in order to indicate that you would like to speak during the public comment period on the agenda.

Instructions for Providing Public Comment During CCPD Meetings via Zoom

Anyone wishing to address the Cambridge Commission for Persons with Disabilities (CCPD) during the Public Comment section of the agenda may indicate that by "raising their hand" virtually within the Zoom platform. The host (CCPD staff) will call on members of the public to speak in the order in which their hands were raised. Please note that while you may raise your hand at any point during the meeting, you will not be called on to speak until the Public Comment period of the meeting.

To raise your hand:

- On a Mac or PC:
 - Click "raise hand" in the webinar control panel
 - Alternatively, you may use the keyboard shortcut to raise and lower your hand:
 - Windows: press "Alt+Y"
 - Mac: press "Option+Y"
 - When you are called on by the host to speak, you will be prompted to unmute your microphone (you must unmute yourself, as the host does not have the ability to unmute individuals).
 - After you have spoken or once your 3 minutes are up, your microphone will be muted by the host

- If you are calling in by phone:
 - Press *9 to raise and lower your hand
 - When you are called on to speak during the public comment period, you will need to press *6 to unmute yourself (press it again to mute yourself)
 - Note: your phone number will be visible to only the host of the meeting (CCPD staff). Because your name will not be displayed, we will call on you when it's your turn to comment by using the last four (4) numbers of your phone number to identify you. For example, "The person calling in from the number ending in ####, you may now provide public comment."
 - After you have spoken or once your 3 minutes are up, your microphone will be muted by the host

Once they have the floor, members of the public are asked to identify themselves, and each speaker is limited to not more than three (3) minutes. Although the public comments should, whenever possible, address one or more items on the agenda for that particular meeting, if time permits, the Chair may allow a speaker to comment on matters that may not directly address an item on the agenda, but do concern the Commission.

Thank you for your patience as we work together to make virtual meetings accessible for everyone!

Draft

Cambridge Commission for Persons with Disabilities (CCPD)

Minutes for Thursday, May 11, 2023 CCPD Meeting

Online via Zoom

Meeting was called to order at 5:35 pm

Present:

Members: Loring Brinckerhoff, Mary Devlin (Secretary, acting as Chair), Jerry Friedman, Robert Goss, Valerie Hammond, Keisha Greaves, Nicole Horton-Stimpson, Danielle Jones-McLaughlin, Deepti Nijhawan, and Dan Stubbs

Absent: Avril dePagter

Staff: Rachel Tanenhaus & Kate Thurman

Guest Speaker: Miguel Perez-Luna, Community Development Department (CDD)

Announcements:

- There will be a vote held at next month's meeting on taking either July or August off for summer recess.
- Robert recently learned of an organization called Where to Wheel, which has a website and app on the accessibility of venues.

Minutes:

The April 13, 2023 minutes were unanimously approved.

Nominations & Elections for Chair & Secretary

- Avril and Mary were nominated for second terms as Chair and Secretary, respectively, at last month's meeting. Nominations were opened again prior to the election.
- There were no further nominations
- Votes were held and Avril and Mary were unanimously reelected as Chair and Secretary

Updating the City Street Code

- Miguel of the Environment & Transportation Division of the Community Development Department (CDD) presented on updating the City's street code (see attached presentation & DRAFT Street Code from 2021)
- The Cambridge Street Code, published in 2018, is a guide explaining the rules of the road and etiquette for all users (people who drive, walk, cycle, etc.)
- In October 2022, City Council issued an order for the Street Code to be reviewed and revised because many infrastructure changes have been made since 2018. The order instructed CDD to speak with several different groups around the city, including CCPD.
- In 2021, CDD started working on a revision of the Street Code. It addresses ride share etiquette, dedicated bus lanes, and protected intersections. They are now further revising that draft.
- Miguel asked those in attendance to provide feedback on the current draft. Does the wording and language make sense? Are there topics that are missing? What are we not thinking about?
- He noted that this is just one tool of the broader City Council order. They want to be sure this resource is as comprehensive as possible. The second part of this project will be thinking about outreach strategies to get it out to the community.

- Dan asked Rachel what kind of guidelines there are for visuals for people who have difficulty seeing. She and Kate offered to review it before it goes out. Kate said that it would be important to make large print copies available, as well. Rachel said there will be an accessible electronic format.
- Valerie requested videos, as diagrams and text don't work for everyone. Miguel said the Youth Council also suggested videos and that creating videos may be a project that the Mayor's Summer Youth Program students work on this summer.
- Deputy Superintendent John Boyle suggested informational posters with a QR link. Kate added that a written URL needs to be included on materials with QR codes, as not everyone has a smart phone. Miguel noted that they have ad spaces on the Blue Bike stations that they can use.
- John said that the Police Department could help spread the word at community events they attend.

Working groups:

- Mary reported on getting the small working groups started.
- The working groups that were formed at the retreat are:
 - Creating a Commission Road Map
 - Social media
 - Creating welcome packets for new members and for new residents
 - Film series
 - Document updates
 - Youth engagement
- Steps for the working groups:
 - Determine the scope of the project – is it an ongoing activity or a one-time project? Are you going to need different resources at different times? Will it scale up over time, like doing one screening in the first year of the film series, etc.
 - The next step is to outline the plans for implementation. How are you going to do it? Develop your timelines for implementation, understanding that some projects will go into future years. Identify any resources you need. More people to help? Do you need money? Whatever it is you need to implement your plan. We don't want people to feel overwhelmed. We want projects/events/etc. to come back to the full board for approval.
 - At each monthly CCPD meeting, some group or groups will be reporting back on their progress. Groups can take the summer to organize and then start reporting back on progress in September. For some groups, it will take longer to develop larger projects, etc.
- Loring said that the creating welcome packets group (Loring, Mary, & Valerie) has already started to look at the responsibilities of onboarding new members. They have developed an outline of topics for future new board members.
- Nicole said that she and Danielle met regarding youth engagement, using the time to understand each other's background and experience. They spoke about the idea of bringing youth voices to the Commission. They're looking at moving forward in September or October
- Danielle noted that she's a Special Education Parent Advisory Council (SE-PAC) member. They could use their platforms to provide information to parents of youth in the community
- Dan reported that Mary has started working on updating the bylaws and sent them to him for review. They will mostly be updating terms like "handicapped"

Public Works Update:

- Jerry reported that the River St. project is in full swing; crews have mostly been working on a handful of side streets in Cambridgeport, but they are getting close to starting on River St, so there will be more noise and dust

- They are doing their best to accommodate abutters. They had one resident on a side street with a regular twice a day medical pickup and drop off for appointments. They worked very successfully with the abutter and contractor to get through that street which would have otherwise been closed
- There have been a few cases where contractors left materials and debris in ways that made sidewalks inaccessible and DPW was able to respond very quickly. They have a very good contractor who has been very responsive with that type of issue
- Inman Square is getting closer to finishing
 - Crews recently completed some benches in the west plaza. They are comfortable. They have some with arm rests, some without, some with backs, some without
 - There will be some sort of opening event this summer in collaboration with the East Cambridge Business Association
- Brattle Street in West Cambridge is under construction. The City is adding lots of raised islands for pedestrians
- The first meeting of the Mass Ave partial construction working group is coming up. Dan is a member. They will be kicking off the process of bicycle and pedestrian and bus improvements to Mass Ave from Cambridge Common to the Arlington line. One of the key things they're looking to do is to add crosswalks. There are very large gaps between existing crosswalks on some stretches of North Mass Ave
- DPW is holding a series of street meetings in the Port, looking at innovative shared streets on small side streets like Suffolk, Worcester, Pine, Cherry. The plan is to design them to create shared spaces between vehicles and pedestrians, right down the middle of the street. It's the European shared street model. They've gotten some great feedback from meetings with residents. He will be speaking with Kate and Rachel about some access issues that have come up.
- Keisha noted that there are a lot of cracks in the sidewalks by Cambridgeside Galleria and Lechmere station.
- Jerry said that the key point is to make sure there is enough time in the crosswalk for people of all abilities to get across. The Department of Traffic, Parking, and Transportation (TPT) tries to go above and beyond the national standards which assume a certain pace, number of feet per second that someone crosses, etc., whereas a lot of cities do the bare minimum.
- Send Jerry any specific locations and concerns and he'll pass them along to TPT

Staff Report:

- Following up on feedback from the retreat, Rachel asked members to let her know what they would like covered in staff reports.
- Rachel said that she staffed an informational table at the City's fair and affordable housing event in April and that there was a great turnout.
- She said that an egregious variance request had been filed with the MA Architectural Access Board (MAAB) and that she will be submitting testimony opposing it. New construction multi-family housing was built without an elevator as required and now that construction has been completed, they are applying for a variance stating that it would be impracticable to add an elevator because the building was designed (and constructed) without one.
- Rachel will be joining a virtual meeting next month between other municipal disability leaders and US Secretary of Transportation Pete Buttigieg to discuss recommendations for transportation policies that affect people with disabilities.

Meeting adjourned at 6:52 PM

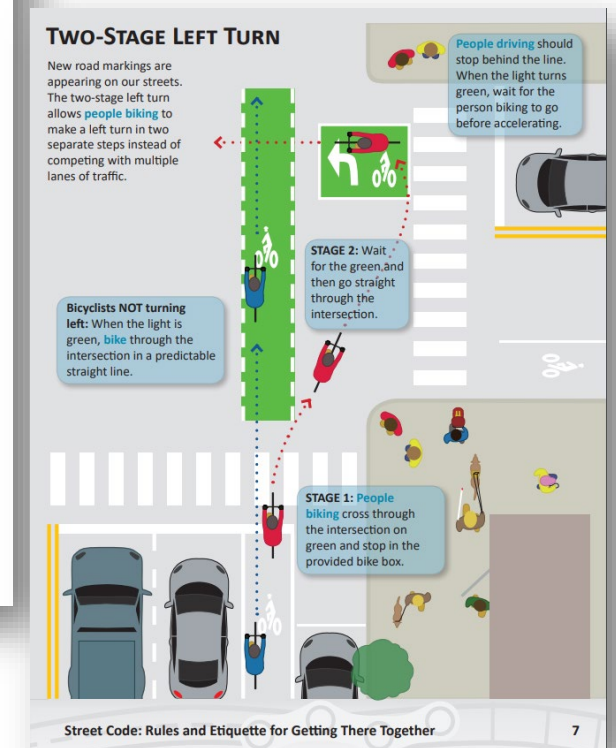
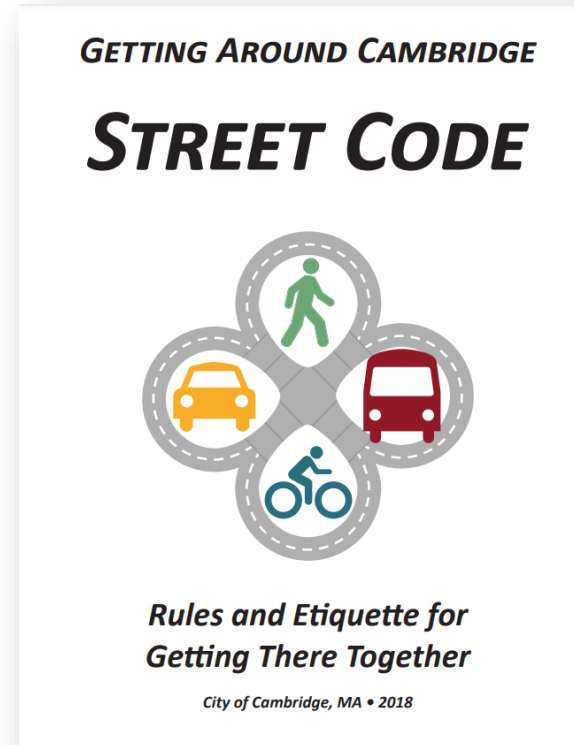
Respectfully submitted,
Kate Thurman



“Cambridge Street Code” Revision and Update

What is the “Cambridge Street Code”?

- The Cambridge Street Code is a guide first published in 2018
- The Street Code explains rules of the road and etiquette for all users (people who drive, walk, bike, and use transit)
- The Street Code relies heavily on visuals to convey its message





Street Code Revision - Purpose and outcome

A City Council order from October 2022 directs the CDD to review and revise the Cambridge Street Code

- The revision should reflect changes to our City's infrastructure in the last five years
- Our goal is to update the guide to help educate and inform all road users of best practices to safely traverse our roads and keep all users out of harm's way
- Requires collaboration with several departments, committees, advisory groups, and the police department

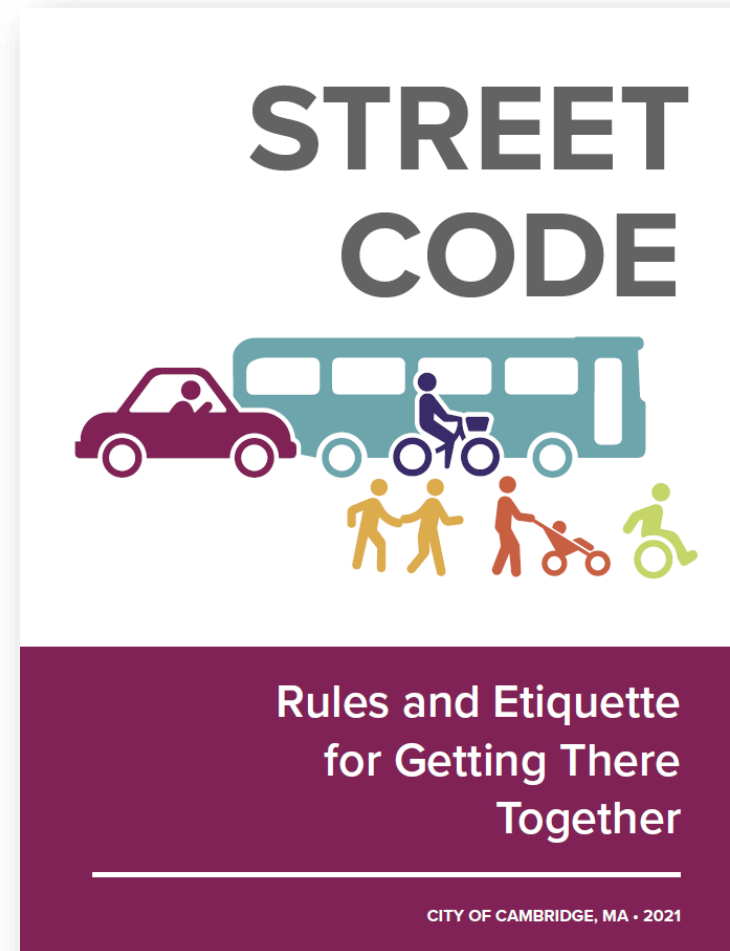


Outline of topics from previous edition

- Rules of the Road (text)
- Being Alert (text)
- Being Predictable (text)
- Being Respectful (text)
- Watching for people at intersections
- Intersection safety
- Two-stage left turn (for bikes)
- Separated bike lanes
- The Door Zone
- Being careful around buses
- Moving around large trucks
- Turning tractor trailers
- Shared path etiquette
- Bike box etiquette
- Checking before turning

Outline of new/additional topics


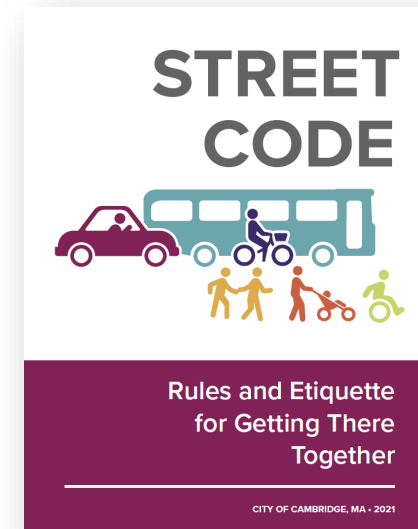
- Rideshare etiquette
- Dedicated bus lanes
- Protected intersections
- Bus boarding islands
- Anything else?



Request for feedback and input

We will share:

1. A PDF of a 2021 revision (**not public**)
- page 5 features bus lane and rideshare
2. A link to a plain text PDF of the most recent draft (**May 2023, not public**)
3. A link to a Google Form



You can provide feedback **1)** directly on the PDF of the 2023 draft using the commenting feature or **2)** via the Google Form



Questions

STREET CODE



Rules and Etiquette
for Getting There
Together



Street Code

Rules and Etiquette for Getting There Together

Street Code

Rules and Etiquette for Getting There Together




KNOW THE CODE

The Street Code is a resource for everyone. Whether you walk, bike, drive, or use public transportation, you play an active role in the transportation system. In order for this system to function well, each person must **follow the rules, pay attention, and be patient and courteous**. Simple!

The Street Code is made up of five main sections, listed below. This document ends with a resource page containing relevant phone numbers and websites.

- RULES OF THE ROAD 4
- REDUCE RISK: BE ALERT 8
- REDUCE RISK: BE PREDICTABLE 10
- RESPONSIBILITY 14
- RESPECT OTHERS 18
- RESOURCES 20

ALWAYS YIELD TO PEDESTRIANS.



Let's give each other a break, be a little more patient, and remember that we are all trying to get somewhere safely. With more people biking and walking and with a constant flow of new students, new drivers, and new cyclists, it's important to remember these **main themes** of the **Street Code**.

1. SLOW DOWN.

The faster you travel, the higher the risk of crash and death. Is beating that yellow light really worth injuring someone, losing your job, or going to jail? Take a breath and slow down.

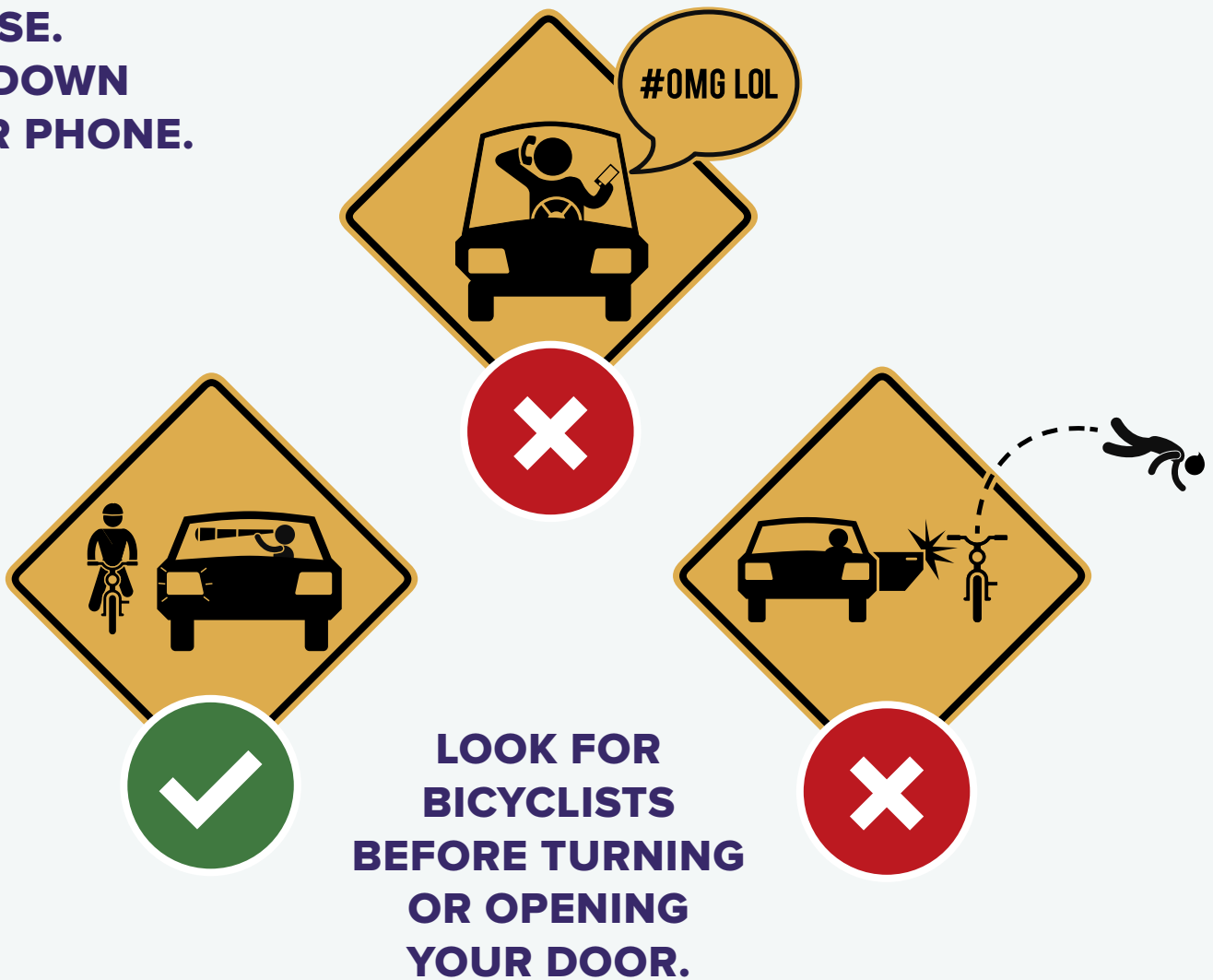
2. PUT YOURSELF IN SOMEONE ELSE'S SHOES.

Imagine what it would feel like to be in their position. Don't assume the worst. Maybe they don't know the rules and norms of the road. Maybe they looked, but didn't see you. Be the person you want to see on the streets.

3. IT'S NOT ABOUT YOU.

It's about all of us. We are all trying to safely get somewhere. Let's go out into the world trusting that we can come back alive and uninjured.

**PLEASE.
PUT DOWN
YOUR PHONE.**



RULES OF THE ROAD

PEOPLE DRIVING



- Must **stop** at red lights and stop signs.
- Must **yield** to people in crosswalks.
- Must **not travel, park, or stop** in a bike lane.
- Must stop behind the crosswalk and bike box **even if empty**.
- Must **yield** (when turning or parking) to people on bikes who are going straight.
- Must **never text and drive** — it's illegal and deadly!
- Must never pass another vehicle stopped at a crosswalk.
- Citywide speed limit is 25 mph unless otherwise marked.

PEOPLE BIKING



- Must **stop** at red lights and stop signs.
- Must **yield** to people in crosswalks.
- May use the **full lane** anywhere, any time, and on any street (except limited access highways) **even if there is a bike lane**.
- If 16 or younger, must **wear a helmet**.
- Must use **front lights** and **rear reflectors** between dusk and dawn.
- May **not** ride on the **sidewalk** in designated business districts.
- May pass vehicles on the right and move to the front of the intersection at stop lights, but should use caution.
- Must bike in the **same direction** as traffic unless otherwise marked or signed.
- May **not** wear headphones or earbuds in both ears while biking.
- Don't text and bike. Hands on your bike and eyes on the road.

PEOPLE WALKING



- Should be mindful of the flow of traffic and, where available, use the crosswalk and wait for the pedestrian signal.

PEOPLE USING PUBLIC TRANSIT

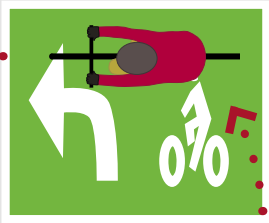


- Must give up seats labeled **Priority Seating**, as required by federal law, if someone who is pregnant, elderly, or disabled needs to sit down.
- Should exit through the **back** of the bus when possible.

TWO-STAGE LEFT TURN

New road markings are appearing on our streets. The two-stage left turn allows **people biking** to make a left turn in two separate steps instead of competing with multiple lanes of traffic.

Bicyclists NOT turning left: When the light is green, bike through the intersection in a predictable straight line.



STAGE 2: Wait for the green and then go straight through the intersection.

People driving should stop behind the line. When the light turns green, wait for the person biking to go before accelerating.

STAGE 1: People biking cross through the intersection on green and stop in the provided bike box.

SEPARATED BIKE LANES

Separated bike lanes, also known as cycle tracks and protected bike lanes, physically separate bicycle traffic from vehicular traffic. Pay close attention at intersections where separated bike lanes cross roads and crosswalks. Some are one-way, some are two-way. **People biking** should ride in the correct direction. **People walking** should stay on the sidewalk — do not walk on the separated bike lane.

People biking should ride in the lane through the intersection. Watch for turning vehicles and pedestrians.

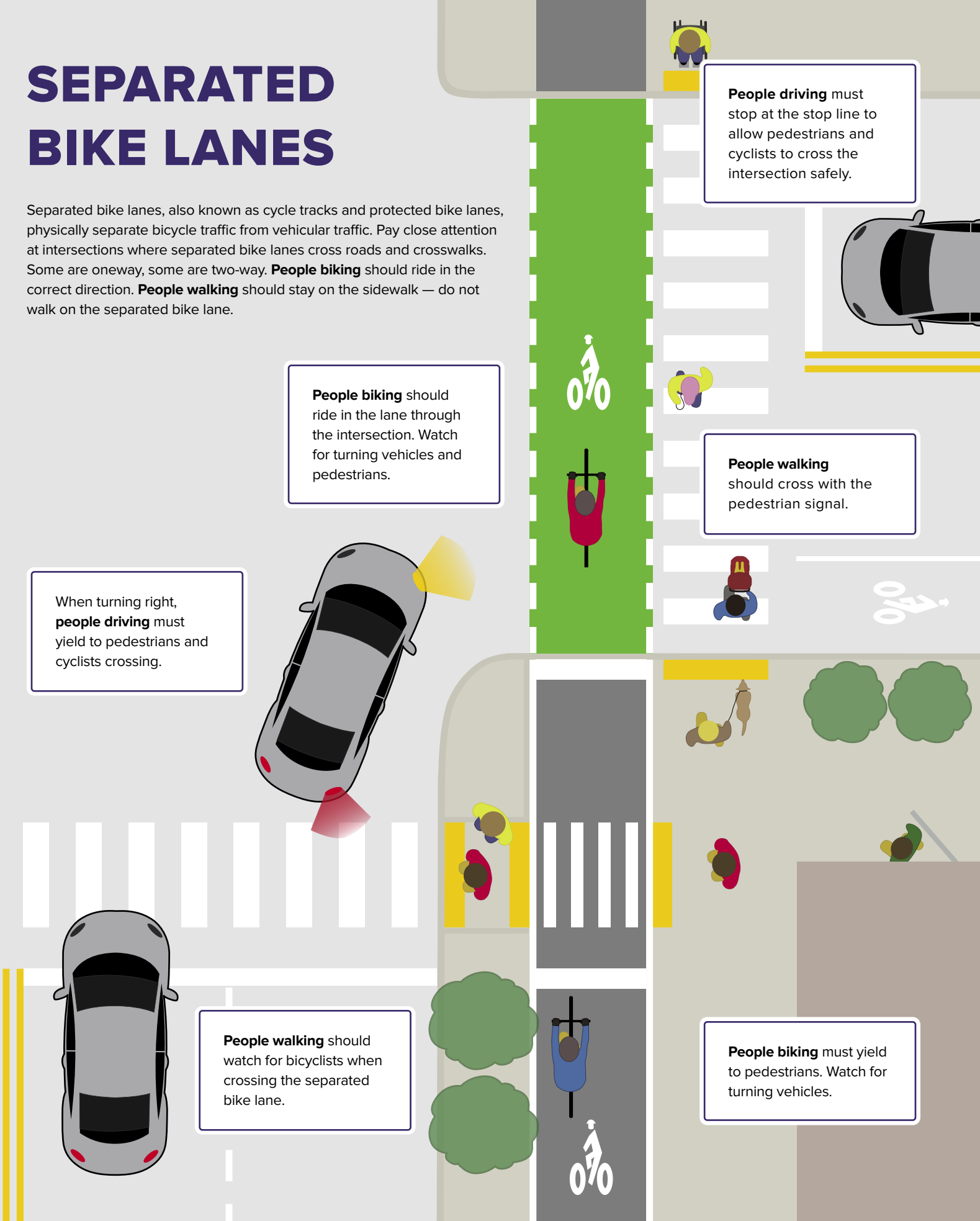
When turning right, **people driving** must yield to pedestrians and cyclists crossing.

People driving must stop at the stop line to allow pedestrians and cyclists to cross the intersection safely.

People walking should cross with the pedestrian signal.

People walking should watch for bicyclists when crossing the separated bike lane.

People biking must yield to pedestrians. Watch for turning vehicles.



REDUCE RISK: BE ALERT

PEOPLE DRIVING



- Watch for bicyclists coming from behind, especially when turning.
- Before opening your car door or moving, **look in your mirror** and physically **turn your body** to make sure no bicyclists are coming.
- Pay attention to the **pedestrian signal** and give people walking the right-of-way.
- Allow room for bicyclists to pass on your right; **don't hug the curb**.

PEOPLE BIKING



- Understand that large vehicles make wide turns, take time to come to a full stop, and have large blind spots. **Give buses, trucks, and other large vehicles room and avoid passing them.**
- Put your phone away — your safety depends on all of your senses.
- Pedestrians are everywhere — be prepared to stop for them.
- Ride outside of the “door zone” (at least **3 feet** from parked cars) and watch for opening car doors.
- When passing vehicles on the right in heavy traffic, **slow down** as you approach a crosswalk. People may be crossing.
- Anticipate bus stops to avoid conflicts with a bus. Don't pass buses on the right — you might hit someone exiting the bus or you could get squeezed into the curb.

PEOPLE WALKING



- **Look up** from your phone when you cross the street.
- Look for bicyclists before stepping out into the crosswalk — they can travel **much faster** than vehicles in times of heavy traffic.
- Watch for turning vehicles before crossing.
- Be aware of your surroundings even if listening to music or talking on the phone.

PEOPLE USING PUBLIC TRANSIT



- Watch for vehicles and bicyclists when exiting the bus and crossing the street.

DOORS ARE DANGEROUS

Vehicle doors pose a very serious threat to people biking. Look before opening a car door — it could save someone's life.

People driving or riding in cars, trucks, taxis, or any other motor vehicle with a door:

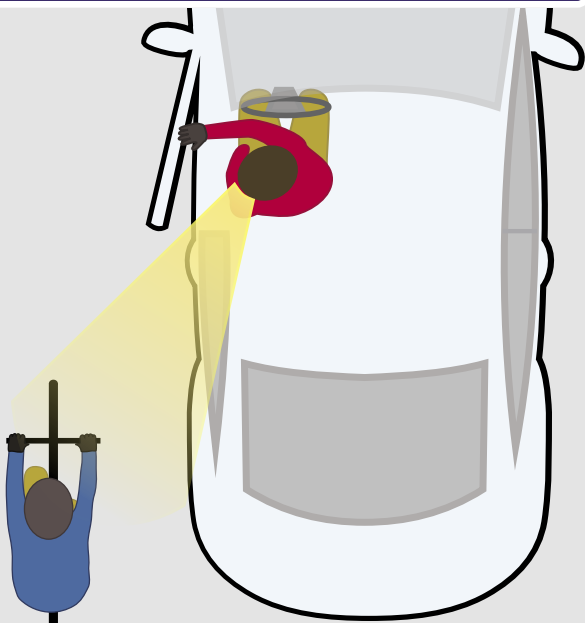
1 Check your rear-view mirror.



2 Check your side-view mirror.

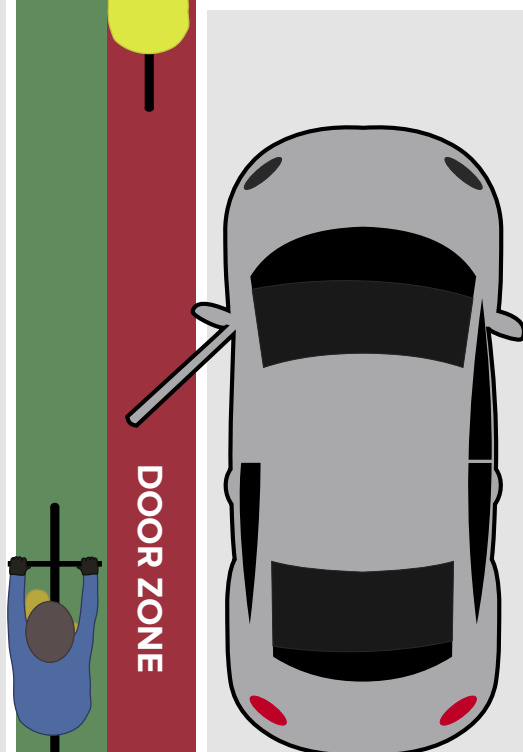
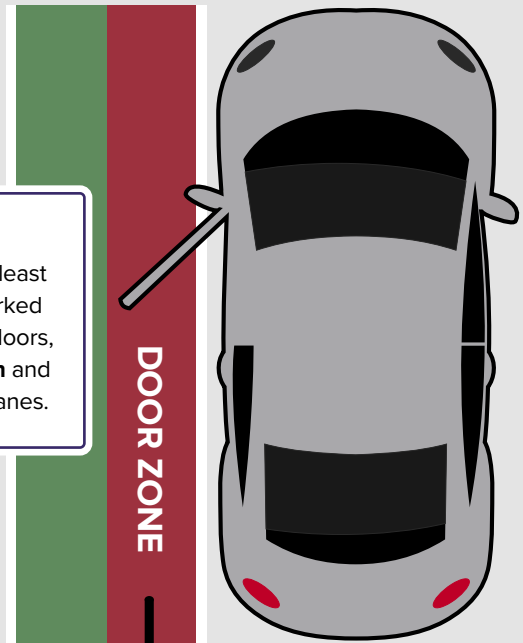


3 Open the door with your far hand. The "Dutch Reach" forces your body to turn, making it a habit to look for bicyclists.



People biking should ride outside of the "door zone."

People biking should ride at least 3 feet from parked cars to avoid doors, on streets with and without bike lanes.



REDUCE RISK: BE PREDICTABLE

Taking risks while driving a vehicle, riding a bike, or crossing the street impacts others around you. Act like your best friend lives here. Act like this is your neighborhood. Most importantly: **EVERYONE, SLOW DOWN!**

PEOPLE DRIVING



- Communicate — **use your turn signal!**
- Give plenty of notice before turning or changing lanes — sudden movements can cause a crash.
- Stay at least **3 feet away** from bicyclists when passing.

PEOPLE BIKING



- Ride in a **straight line** so that people walking and driving know where to expect you.
- **Communicate** — use your arm, bell, or voice.
- Pass other people biking on the **LEFT**, not the RIGHT.

PEOPLE WALKING



- Make yourself visible — pause and **make eye contact** with people driving cars and riding bikes before crossing the street.
- Walk in a **predictable path** across the intersection.
- Stay to the **right** on shared paths.

PEOPLE USING PUBLIC TRANSIT



- Should cross at the nearest crosswalk.
- Never cross in front of the bus — wait for the bus to pass.
- Running to catch the bus puts everyone in danger. If your attention is focused solely on catching that bus, you may run out in front of a bike or car, or into a person. Just wait, you can catch the next one.

BE CAREFUL AROUND BUSES

Everyone should be careful around buses. Expect buses to stop frequently and know they require great care to be operated safely. Be courteous, give buses enough space to maneuver, and watch for **people!**

People biking who choose to pass a bus should take the lane and pass on the left. Watch for people who may be entering the crosswalk.

People walking should wait for the pedestrian signal or wait for the bus to go past the crosswalk before crossing.

People biking should **pay attention** when passing a bus—expect it to re-enter the travel lane.

People driving should leave enough space for buses to re-enter the travel lane. Watch for **bicyclists** who may take up the full lane.

People biking should give buses plenty of room. Don't try to squeeze by buses on the right. Sometimes it's best to hang back and let buses re-enter the travel lane instead of trying to pass. Watch for **cars** approaching on your left.

TRUCKS HAVE LARGE BLIND SPOTS

People driving large vehicles should check and double-check their mirrors before turning.

People driving large vehicles should pay extra close attention when making right turns in the city. Watch for **people biking** and **walking** when turning.

LOW VISIBILITY

BLIND SPOT

LOW VISIBILITY

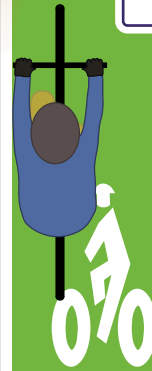
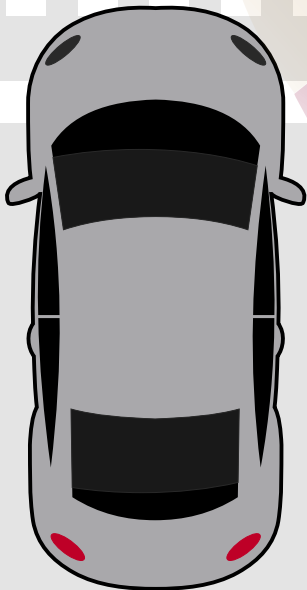
BLIND SPOT

People walking should take a step back from the curb when large vehicles. Avoid riding next turn the corner.

Avoid riding next turn the corner. to trucks and large vehicles.

People driving should be mindful that large trucks require more time to stop. Don't cut in front of them if there isn't enough room.

People biking should be mindful of a vehicle's rear blind spot when taking the lane. Don't assume the **person driving** can see you.



TURNING TRACTOR TRAILERS

Tractor trailers require much more room to make a right turn than you might expect. **Everyone** should give them plenty of room and **people biking** should **NEVER** try to squeeze by them on the right.

Path of Front Outside Tractor Tire

Path of Inside Trailer Tire

As tractor trailers prepare to make a right turn, they may move into the left travel lane.

People biking should **NEVER** pass a moving tractor trailer on the right.

People walking should take a step away from the curb when large trucks turn. If the driver misjudges the turn, the rear wheels of the trailer could run over the curb.

Understand that it takes great care to drive a large vehicle safely. **People biking** should give buses, trucks, and other large vehicles plenty of room to maneuver.

RESPONSIBILITY

We have a responsibility to **follow the rules** and **set a good example**. It's not just about you; we are all in this together.

PEOPLE DRIVING



- Vehicles have the potential to inflict the most harm. **Be careful, pay attention, and slow down.**
- **Stop** behind the **stop line** or **bike box**. You won't get to your destination any faster by blocking the crosswalk or the bike box.
- When **turning right on red** is allowed, **BE CAREFUL!**
- Being on the road requires all your attention — don't pick up your cell phone, even at a red light.

PEOPLE BIKING



- Running red lights and stop signs without stopping is **dangerous** and **illegal**. Show some respect — **stop** and **put your foot down**.
- Be courteous of other people biking who are stopped at an intersection. **Wait your turn** — you wouldn't cut to the front of the grocery store line, so don't cut in front of other bicyclists.
- Use **lights at night**. Wear bright or reflective clothing. It's not only about seeing where you are going, it's about others seeing **YOU**.
- Ride in the **same direction as traffic**, unless otherwise marked. It's not worth the risk; take the extra time to ride correctly and predictably.

PEOPLE WALKING



- Move off the shared path if you need to stop — **keep the path clear** for others.

PEOPLE USING PUBLIC TRANSIT



- After entering the train or bus, **move away from the door** and make room for others behind you.
- Allow people exiting buses and trains to do so first. You will have plenty of time to get on once they get off.
- Exiting through the rear door of the bus speeds up the ride for **ALL!**

INTERSECTION SAFETY

People-friendly cities are walkable, bikeable, and full of activity. Whether in residential areas or business districts, parked cars can block your view at intersections. Be mindful: **slow down** and **double check** before proceeding through an intersection.

People biking should assume the person driving cannot see them. **Slow down** and try to make **eye contact** with the driver.

People driving should stop behind the line. Assume that a cyclist is approaching. Carefully inch forward until you can see that it's clear.

People walking should cross in the crosswalks where you are expected and can be seen. Try to make **eye contact** with drivers and bicyclists before crossing.

People driving should never pull over, stop, or park next to the crosswalk — it's illegal and it blocks people's views at intersections.

Pay attention to the **person biking** ahead of you. Give them plenty of space at intersections.

Always park within the designated parking space.

SHARED PATH ETIQUETTE

Shared paths are used by many different people in many different ways. Follow these guidelines of how to share the path and enjoy your trip!

Everyone should keep to the **right** of the path.

Pass on the **left** and make your presence known. Check behind you before passing.

On your left!

Slow down when passing and give a **warning**.

Keep your dog on a **leash**.

Kindly move off of the path to stop and talk.


Be aware of your surroundings when running with ear buds in. Check behind you before passing.

Slower-moving people stay to the **right**. Use lights when it's dark.


Wear a light when it's dark.

BIKE BOX ETIQUETTE

Bike boxes are installed at intersections to give **people biking** a safe way to turn. When used correctly, bike boxes make intersections safer for everyone. Follow these guidelines when approaching a **red light** and avoid unnecessary frustration and confusion at the bike box.

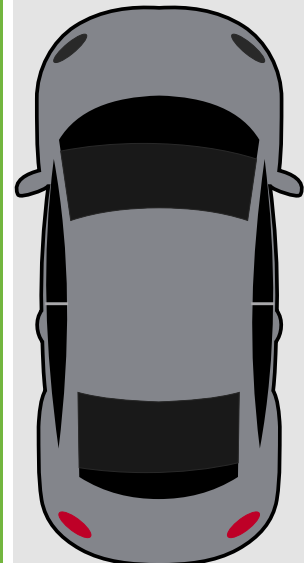
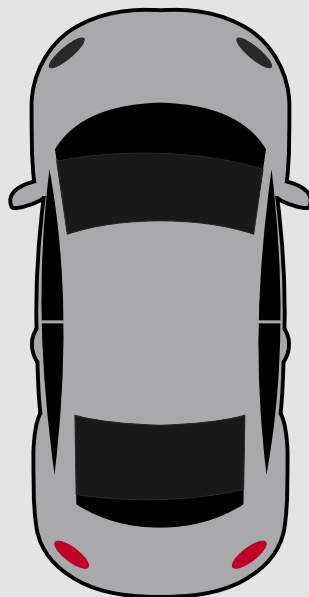


People biking should always stop behind the crosswalk to allow for **people walking** to cross.



People on bikes turning left should move to the left side of the box. Signal and wait for the green light.

People biking straight should fill in the queue in a staggered formation and wait for the green light.



People driving should stop behind the bike box (**even when it's empty**) and wait for the green light.

RESPECT OTHERS

Be courteous. Put yourself in someone else's shoes. Don't assume the worst. Take a deep breath. **Say thank you.** Even if you have the right of way, a little bit of gratitude goes a long way. Wave, smile, nod your head, give a thumbs up, sing them a song – **show some kindness** when someone does the same.

PEOPLE DRIVING



- Don't honk unnecessarily at people biking and walking. It's loud and it's rude.
- Be patient when the light turns green – **allow bicyclists to clear the intersection** before going.
- Watch for areas of ponding in the rain. Slow down to **avoid splashing** someone walking, biking, or using a bus.

PEOPLE BIKING



- Yield to pedestrians and give them the right of way.
- Make your presence known as you pass. Say “On your left,” “Passing” or just ring your bell.
- Give other bicyclists some room – **don't crowd!**
- Ride at **appropriate speeds** on shared paths and on streets. Slow down when approaching others.
- If you opt to ride on sidewalks where legal, you **must** ride at a walking speed and yield to pedestrians.

PEOPLE WALKING



- Don't cross against the light.
- Keep your dogs on **short leashes** when using a shared path.
- Make sure kids **stay right** when using a **shared path**.

PEOPLE USING PUBLIC TRANSIT

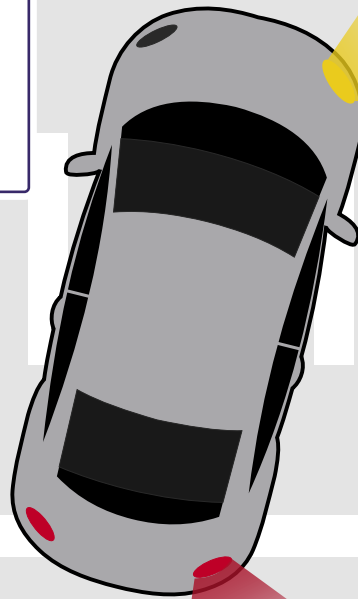


- Keep phone calls and conversations to a **low** volume.
- Listening to music? **Use your headphones** and keep your music to yourself.
- Don't put your bags on the seat next to you.

CHECK BEFORE TURNING

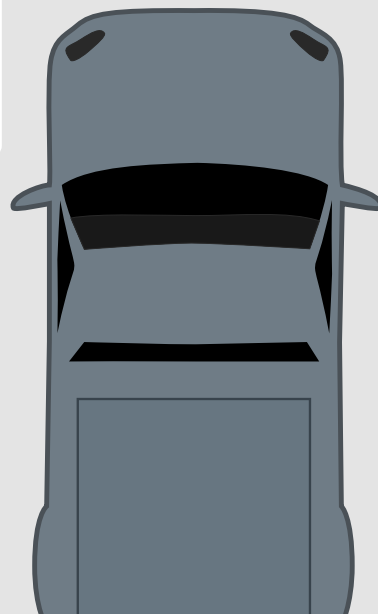
It's important to check your mirrors and double-check your blind spots before turning. **People turning** must yield to **people biking** straight through an intersection.

People driving should watch for **people biking** when approaching intersections. Wait for them to pass before turning. Be patient — don't try to cut in front of a **bicyclist**.



Say thank you. A little bit of gratitude goes a long way!

Do not cross the center lines to pass a turning vehicle at intersections. It's dangerous and illegal.



Be courteous when biking through an intersection. Don't try to race by a **person driving**. Maintain a safe speed to reduce the chance of a crash.

Be alert and anticipate when **people driving** may turn. Give vehicles plenty of space at intersections. Drivers may not see you coming.



CAMBRIDGE RESOURCES

MAKE A CALL

Emergency	9-1-1
Police Non-Emergency	617-349-3300
Community Development Department	617-349-4600
Traffic, Parking & Transportation Department	617-349-4700
Department of Public Works	617-349-4800
Department of Conservation and Recreation (DCR)	617-626-1250
MassDOT (Department of Transportation)	77-MA-DOT-GOV
MBTA	617-222-3200



SUBMIT A REPORT

Use [Commonwealth Connect App](#) or **Online** form to report:

- Street Defect or Pothole
- Abandoned Bicycle
- Taxi Complaint
- Sidewalk Defect
- Bike Rack Request
- Traffic Sign Complaint
- Streetlight Defect
- Damaged Bike Rack
- Traffic Signal Complaint



www.commonwealthconnect.io

To report a vehicle parked in a bike lane call **617-349-3300** or **617-349-4700**.

FIND OUT MORE

Massachusetts Bicycle laws:

www.malegislature.gov/Laws/GeneralLaws

Part I, Title XIV, Chapter 85, Section 11B

Cambridge Traffic regulations:

www.cambridgema.gov/traffic/aboutus/trafficregulations

Biking in Cambridge:

www.cambridgema.gov/bikes

Designated Business Districts:

www.cambridgema.gov/CDD/factsandmaps/mapgalleries/transportation

Cambridge Bike WikiMap

www.cambridgema.gov/CDD/Transportation/bikesincambridge/bicyclewikimap

Vision Zero:

www.cambridgema.gov/visionzero

Walking in Cambridge:



www.cambridgema.gov/CDD

MBTA:

www.mbta.com

Hubway:

www.thehubway.com



Draft

Cambridge Commission for Persons with Disabilities (CCPD)

Minutes for Thursday, June 8, 2023 CCPD Meeting

Online via Zoom

Meeting was called to order at 5:35 pm

Present:

Members: Loring Brinckerhoff, Avril dePagter (Chair), Jerry Friedman, Valerie Hammond, Deepti Nijhawan, and Dan Stubbs

Absent: Mary Devlin (Secretary), Robert Goss, Keisha Greaves, Nicole Horton-Stimpson, and Danielle Jones-McLaughlin

Staff: Rachel Tanenhaus & Kate Thurman

Announcements:

- Dan reported in on the first Mass Ave. Working group meeting. Next meeting is June 22. Members were asked to check out the relevant areas and get familiar with them.

Summer Recess:

- Members voted on whether to take July or August off for summer recess. The motion to take August off passed unanimously.

Public Works Update:

Jerry reported the following:

- The Mass Ave. Partial Construction Working Group will meet in June and have a formal report in September or October.
- Construction continues:
 - New trees have been planted in Inman Square, and the cool weather is helping.
 - Work is starting on River Street.
- Rachel and Jerry are both involved in the Urban Design Guidelines project. The working group first discussed the overall vision for creating new Urban Design Guidelines for Cambridge but is now talking about the meat of guidelines. Recently the group discussed sidewalk materials.
- The new edition of the Five-Year Plan for Sidewalk and Street Reconstruction is not yet complete, but when it is, we can ask for a presentation on it from DPW. Jerry gave an overview of how the data are collected for the Five-Year Plan. Please report individual issues with streets and sidewalks to See Click Fix.

Staff Report:

Rachel reported the following:

- The City Solicitor's office will provide a training to Board members on Open Meeting Laws but would prefer not to do so during a public meeting so that Board members may ask questions freely. Rachel will e-mail the Board to find suitable days of the week and times and then work with the City Solicitor's office to schedule the training.
- A variance request was submitted to the MA Architectural Access Board (MAAB) for a newly constructed residential building at 747 Cambridge Street, and Rachel has sent in a letter of opposition on behalf of CCPD. The design team requested a variance from MAAB requirements because they had not designed the building in compliance with the requirements, specifically the provisions regarding elevators. They have since built the

building, despite not having received the variance. MAAB moved to hold a hearing to discuss the variance, which will take place in September. Rachel will provide further testimony at the hearing.

- Rachel has been attending meetings regarding installation of bike lanes on Mass Ave.
- Rachel attended, but did not speak at, the City Council hearing on the budget for Fiscal Year 2024. CCPD's budget was accepted without question or comment.
- Rachel is participating in the City's working group and steering committee to create a Hazard Mitigation Plan to address and plan for the impact of natural hazards and disasters.
- On June 1, representatives from several major cities' Mayor's Commissions on Disability met with US Secretary of Transportation Pete Buttigieg to make suggestions regarding transportation policy as it impacts people with disabilities. Rachel participated virtually, representing Cambridge. This group had submitted a policy memo to Secretary Buttigieg, and as a result he offered to meet with the group. The meeting went well and Secretary Buttigieg seemed receptive to the group's ideas and committed to full participation and access for people with disabilities.
- Kate and Rachel attended the National ADA Symposium virtually and as always it was highly worthwhile and educational.
- Rachel noted that the CCPD office has experienced an uptick in accommodations requests from city employees with disabilities, and is pleased that more people are requesting and receiving what they need.

Meeting adjourned at 6:27 PM

Respectfully submitted,
Rachel Tanenhaus