



**CITY OF
CAMBRIDGE**



Department of
Human Service Programs

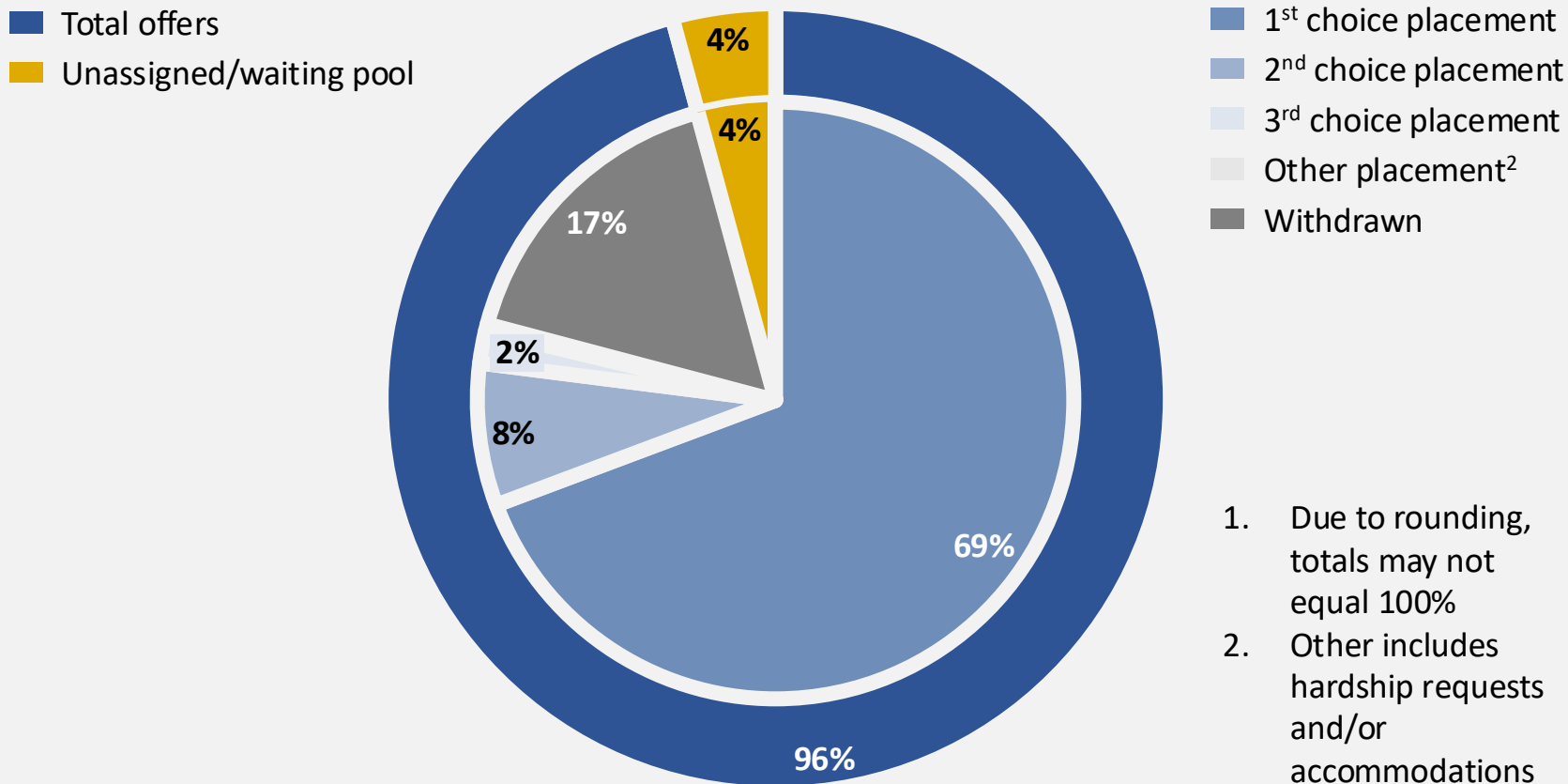
DHSP 2026 Summer Programs Lottery Update



June 2026

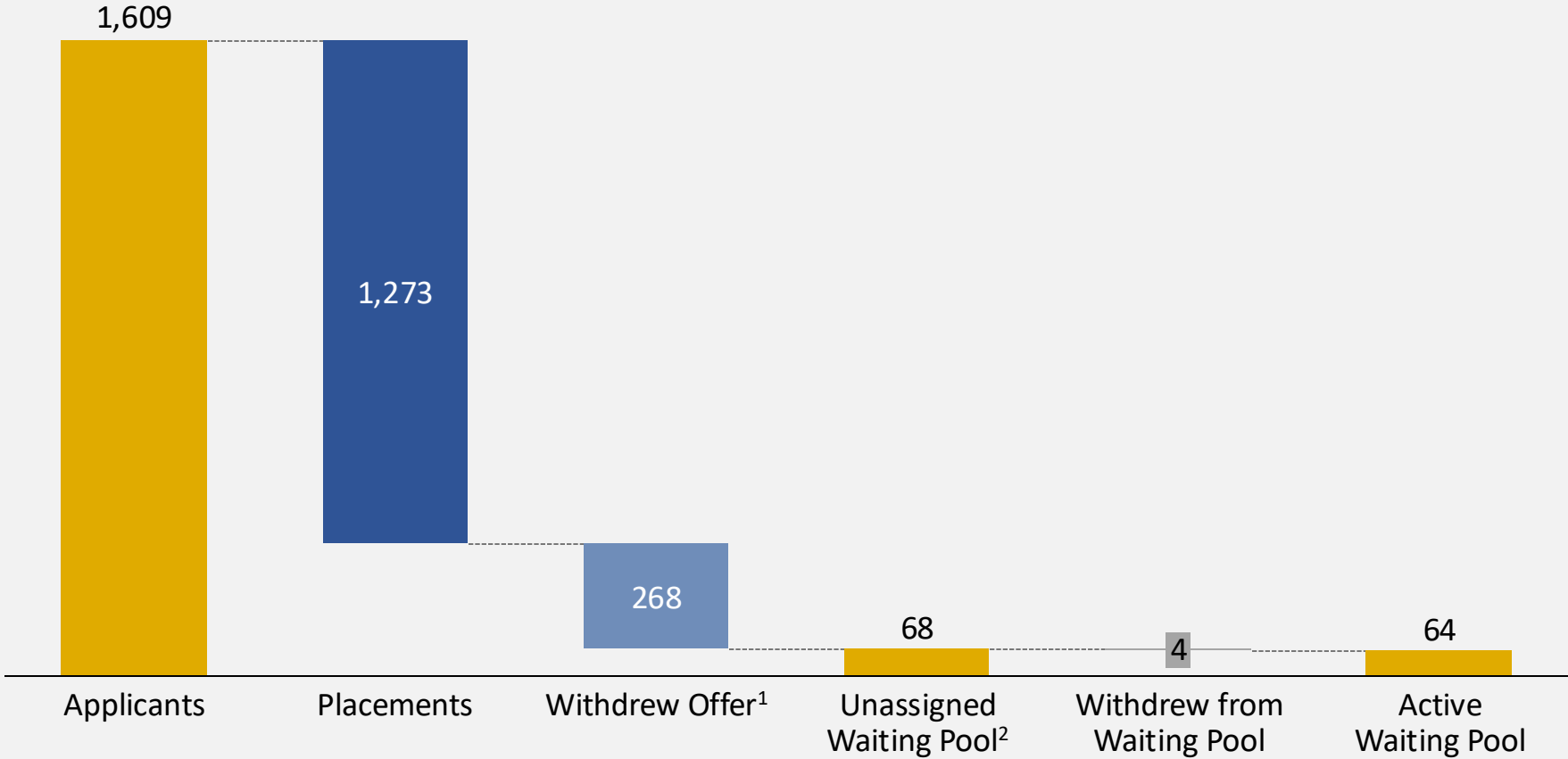
We are pleased to show that nearly all applicants received an offer for the summer, with almost 70% also receiving their first choice

2026 Summer Lottery Offers, as a Percent of Eligible Applicants (updated June 17, 2026)¹



As expected, some eligible applicants who received an offer withdrew, and there are 64 in the active waiting pool, as of June 17:

2026 Summer Lottery Timeline and Active Waiting Pool (updated June 17, 2026)

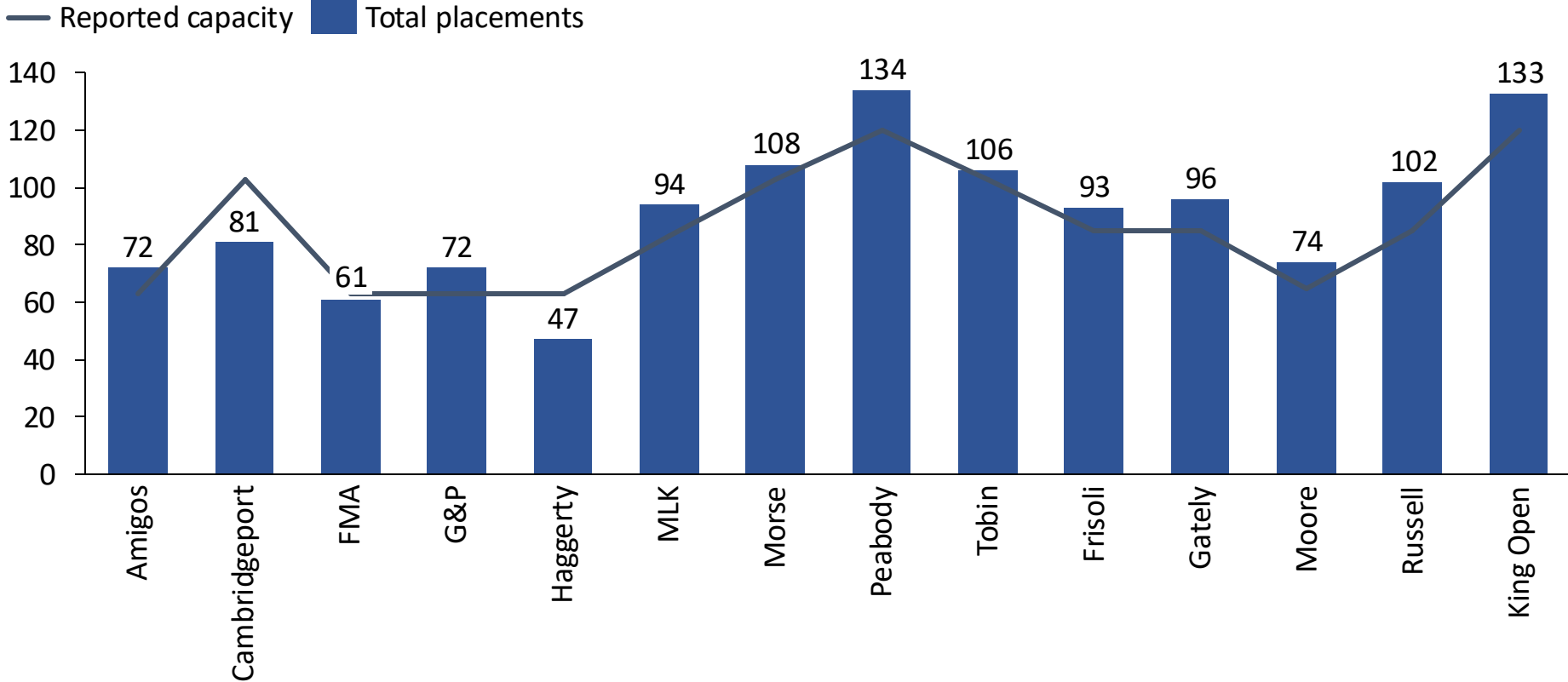


**CITY OF
CAMBRIDGE**

1. Applicants who received an offer but later withdrew from the lottery
2. Applicants who did not receive an offer at the lottery

While most sites are at capacity, some availability remains at a handful of sites, like Cambridgeport and Haggerty

2026 Summer Lottery Placements and Reported Capacity (updated June 17, 2026)



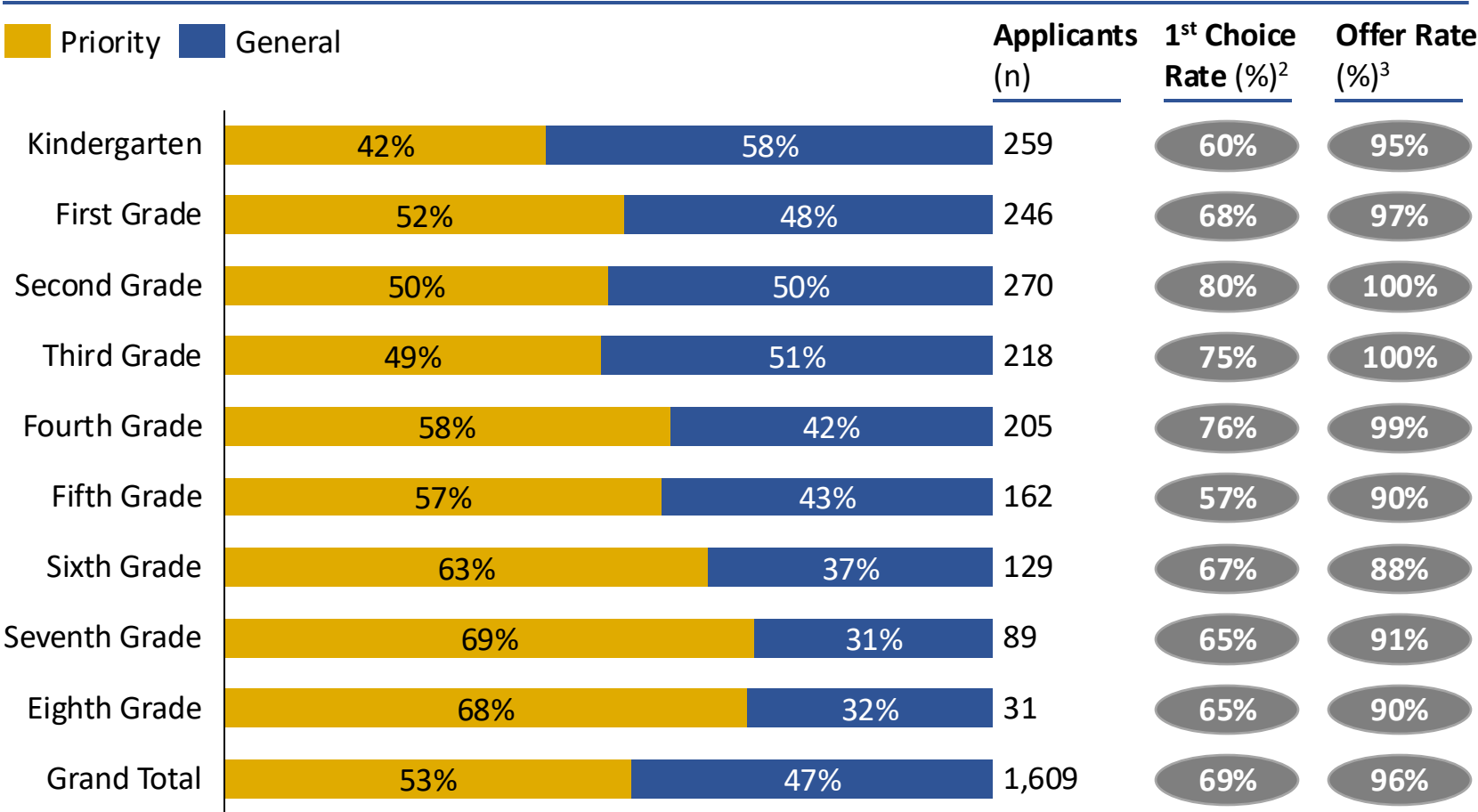
Note: Some sites may appear oversubscribed because some applicants do not enroll in all three summer sessions. Capacity is reported here as if everyone enrolled in all three.



**CITY OF
CAMBRIDGE**

Grades K-4 attracted the most applicants, but they also had the highest offer rates

Applications by Grade¹ (Share of All Eligible Applicants as of June 17, %)



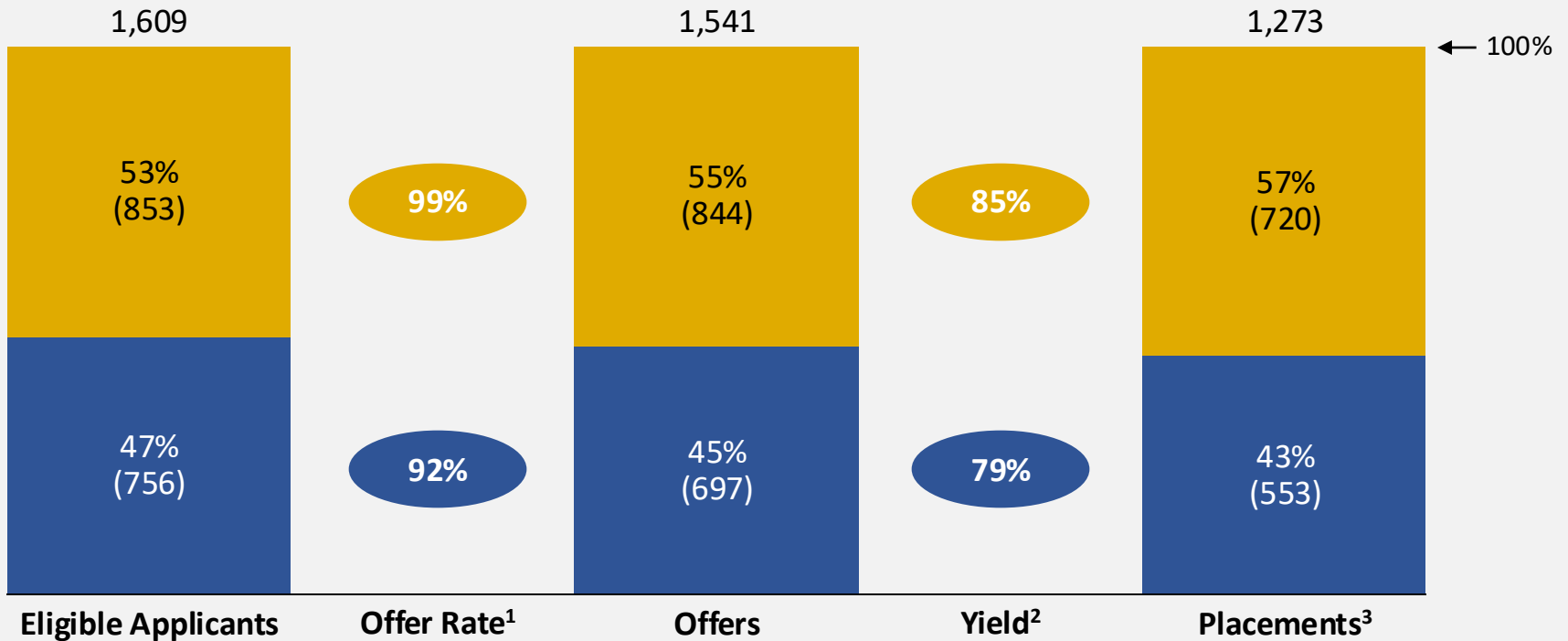
**CITY OF
CAMBRIDGE**

1. Reflects grade at time of application (i.e., 2025-26 school year)
2. Share of applicants who selected the site as their first-choice and were placed at that site
3. Share of applicants who selected the site as their first-choice and received an offer there or elsewhere

The lottery continues to facilitate low-income enrollment, and it does so with similarly high offer rates across income groups

2026 Summer Lottery Applicants, Offers and Placements by Income Group
(updated June 17, 2026)

Priority General

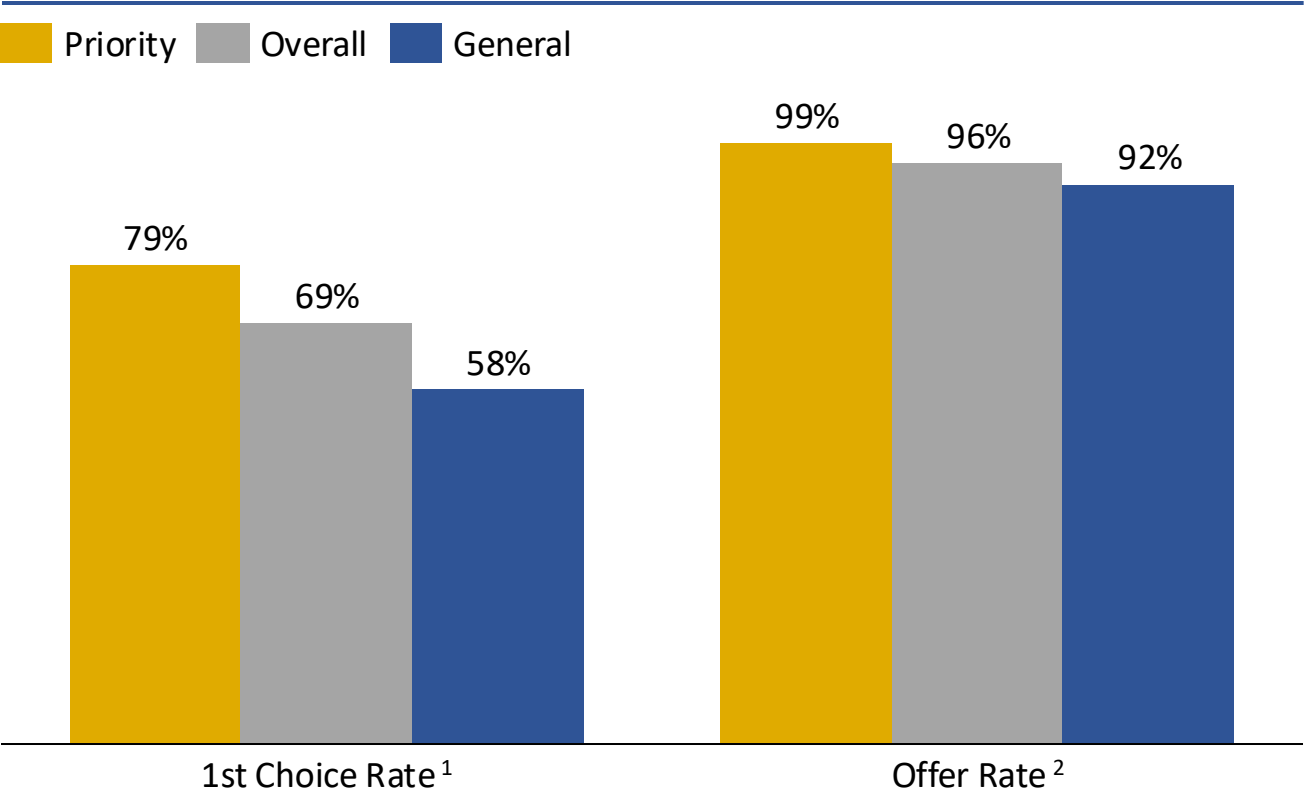


**CITY OF
CAMBRIDGE**

1. Share of applicants who selected the site as their first-choice and received an offer there or elsewhere
2. Share of applicants who received an offer and did not withdraw
3. Count of applicants who accepted their offer

Offer rates were high, and more of low-income applicants received their first choice because of the priority income group

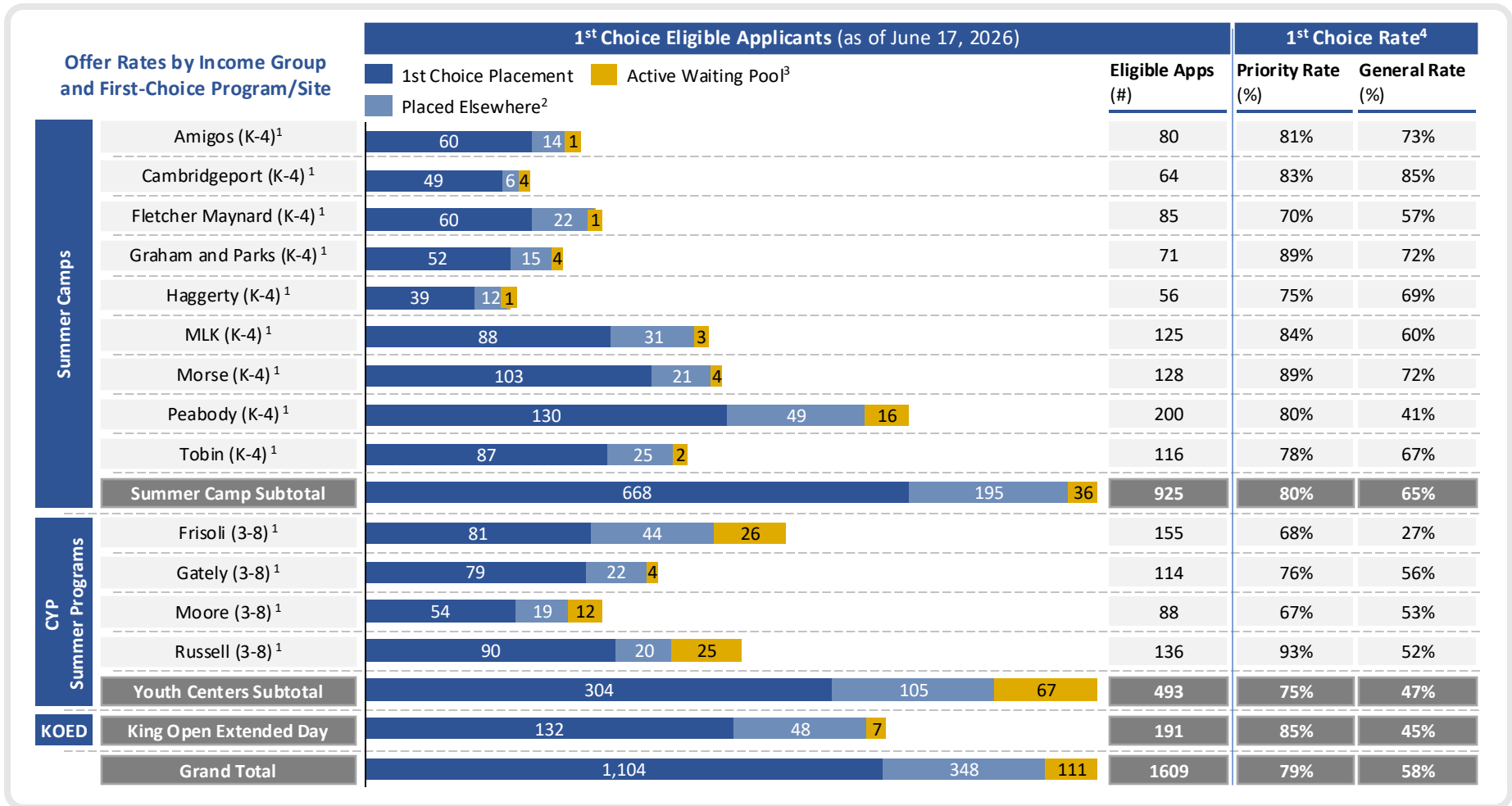
2026 Offer Rates by Income Group (updated June 17, 2026)



**CITY OF
CAMBRIDGE**

1. Share of applicants who selected the site as their first-choice and were placed at that site
2. Share of applicants who selected the site as their first-choice and received an offer there or elsewhere

And while most sites had high offer rates, priority applicants had a better chance of getting their first choice site across the board



**CITY OF
CAMBRIDGE**

1. Grade in parentheses reflects grade at time of application (i.e., 2025-26 school year)
2. Includes both placements to other sites and offers that were withdrawn
3. Applicants who did not receive an offer and remain in the waiting pool
4. Share of applicants who selected the site as their first-choice and were placed at that site

... Which helps low-income families enroll at their preferred sites:

Placements by Income Group		Site Placements			1 st Choice Rate ³		Active Waiting Pool (#)
		Priority	General	Total	Priority Rate (%)	General Rate (%)	
Summer Camps	Amigos (K-4) ¹	30	42	72	81%	73%	2
	Cambridgeport (K-4) ¹	32	49	81	83%	85%	1
	Fletcher Maynard (K-4) ¹	51	10	61	70%	57%	1
	Graham and Parks (K-4) ¹	17	55	72	89%	72%	2
	Haggerty (K-4) ¹	17	30	47	75%	69%	0
	MLK (K-4) ¹	43	51	94	84%	60%	0
	Morse (K-4) ¹	44	64	108	89%	72%	0
	Peabody (K-4) ¹	102	32	134	80%	41%	11
	Tobin (K-4) ¹	43	63	106	78%	67%	0
Community School Subtotal		379	396	775	80%	65%	17
CYP Summer Programs	Frisoli (3-8) ¹	78	15	93	68%	27%	13
	Gately (3-8) ¹	60	36	96	76%	56%	7
	Moore (3-8) ¹	41	33	74	67%	53%	6
	Russell (3-8) ¹	64	38	102	93%	52%	15
	Youth Centers Subtotal		243	122	365	75%	47%
KOED	King Open Extended Day	98	35	133	85%	45%	6
Grand Total		720	553	1,273	79%	58%	64

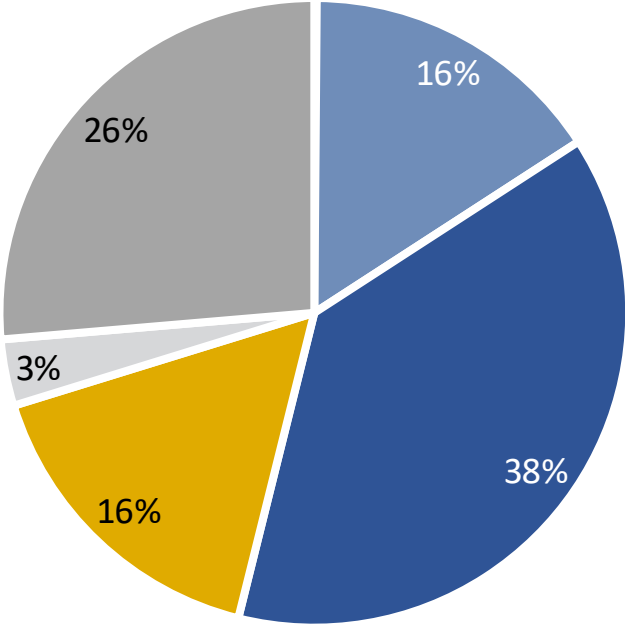


1. Grade in parentheses reflects grade at time of application (i.e., 2025-26 school year)

The lottery also continues to attract a diverse applicant pool:

2026 Summer Lottery Applicants by Race, Share of All Eligible Applicants
(as of June 17, 2026)

- American Indian/Alaskan Native
- Asian/East Indian
- Black/African American
- Multi-Racial
- Prefer to Self-describe
- White/Caucasian

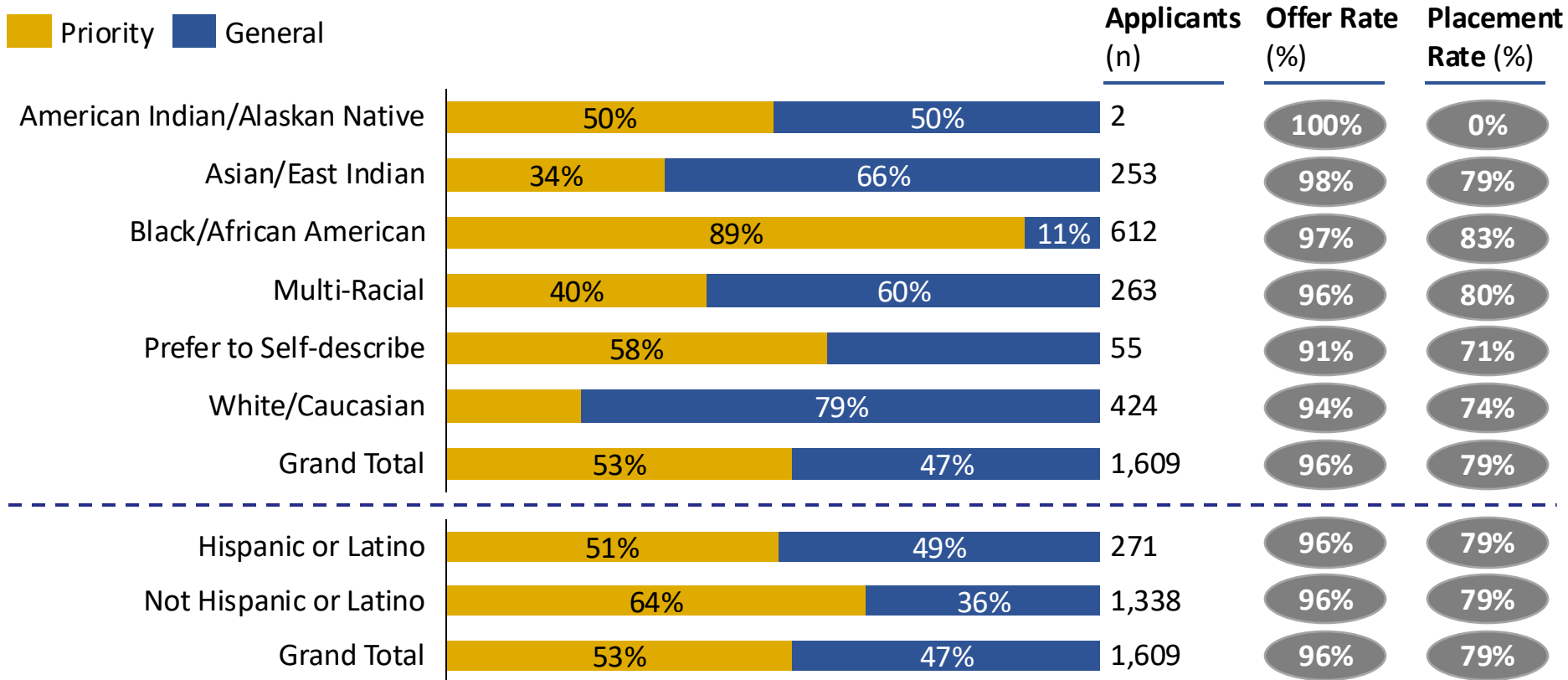


We are sharing this data to help understand the applicant pool and lottery outcomes by different demographics. Race is not considered in the lottery process and does not impact placement odds.



... And the priority income group helps diversify placements:

Applications by Race and Ethnicity (Share of All Eligible Applicants as of June 17, %)



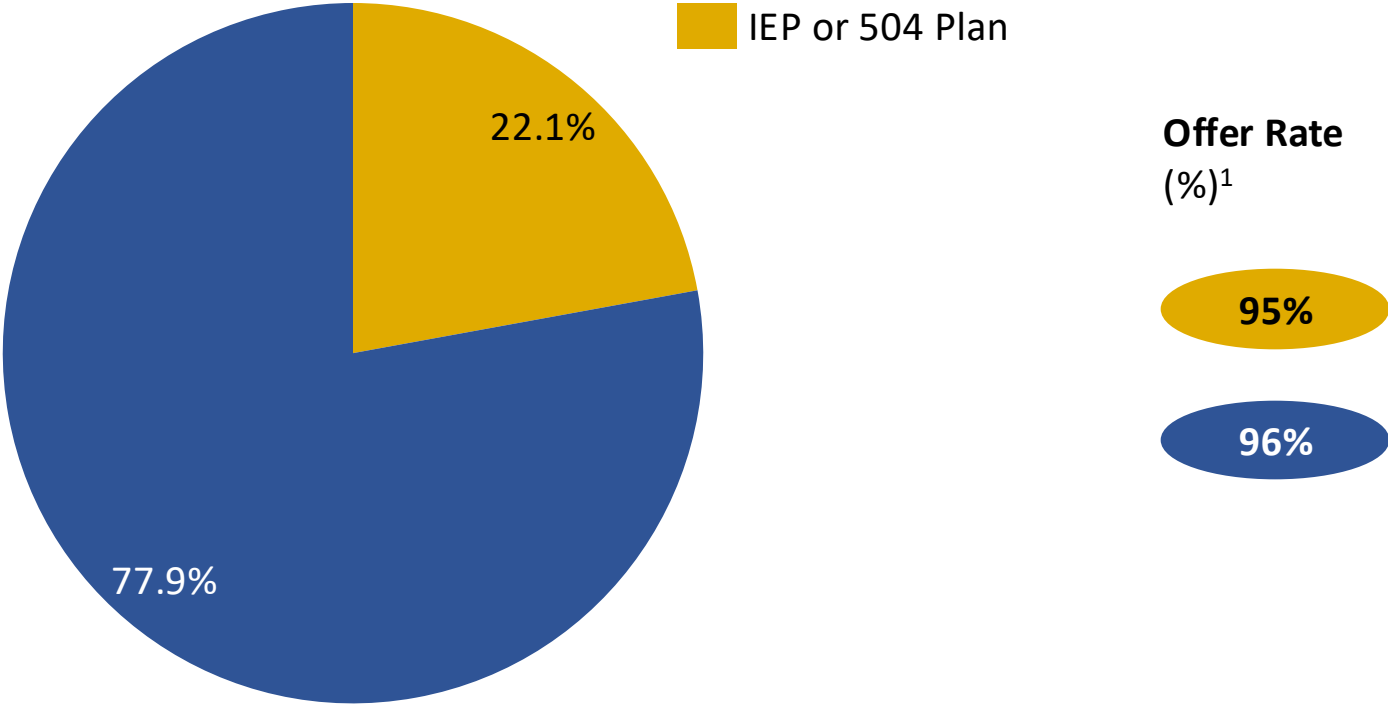
We are sharing this data to help understand the applicant pool and lottery outcomes by different demographics. Race is not considered in the lottery process and does not impact placement odds.



**CITY OF
CAMBRIDGE**

About one-in-five eligible applicants report an IEP or 504 Plan, and the lottery places them at nearly the same rate as other applicants:

2026 Summer Lottery Applicants by Self-Reported IEP or 504 Plan Status, Share of All Eligible Applicants (as of June 17, 2026)



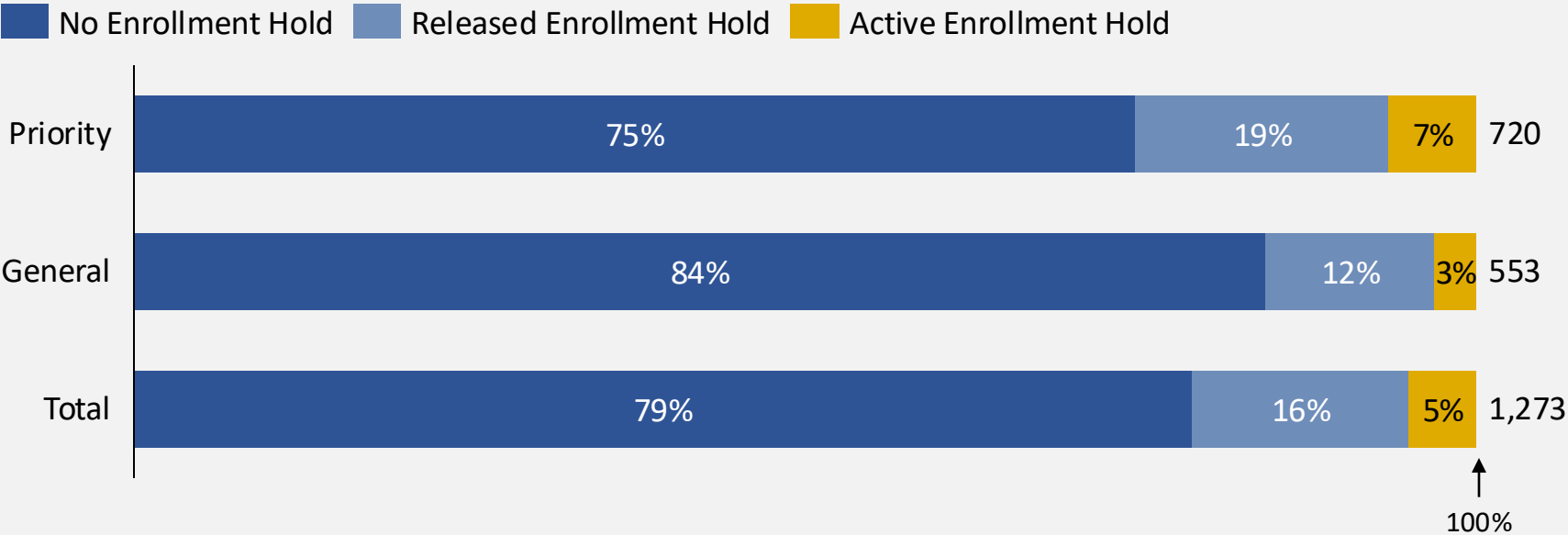
**CITY OF
CAMBRIDGE**

1. Share of applicants who selected the site as their first-choice and received an offer there or elsewhere (may have withdrawn post-offer)

Only around 20% of eligible applicants received an enrollment hold, 75% of which were lifted; but holds are more common in the priority group

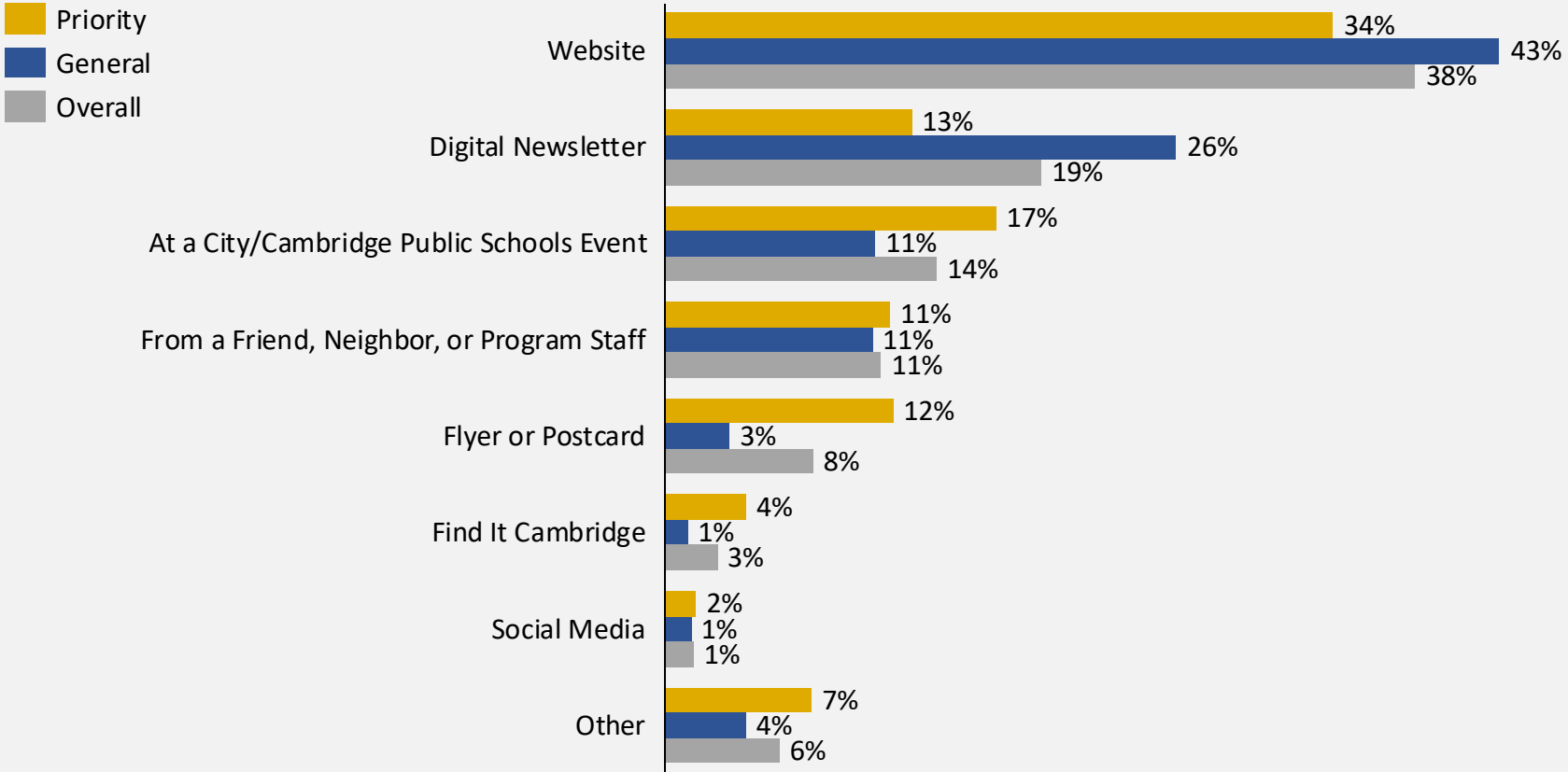
An enrollment hold reserves a child’s spot while staff assess the child’s needs and identify appropriate supports, ensuring the child can be successfully enrolled with the right accommodations. DHSP does not enroll a child until these supports are in place—up to and including individualized staff support.

2026 Summer Lottery Enrollment Holds by Income Group,
Share of Total Placements (as of June 17, 2026)



Most families prefer to learn about the lottery on the website, but City events, postcards/flyers, and other channels are hotspots for priority families

Acquisition Channel¹ for 2026 Summer Lottery Applicants, Share of Total (as of June 17, 2026)



**CITY OF
CAMBRIDGE**

1. Data based on responses to question included in the 2026 application: *What is your preferred way to learn about the Summer Lottery?*