

# The Public Health Response to the COVID-19 Pandemic in Cambridge

COVID-19 WEEKLY REPORT

CAMBRIDGE CITY COUNCIL

NOVEMBER 30, 2020



Cambridge  
Public Health  
Department



**CHA** Cambridge  
Health Alliance



# Massachusetts Cities Comparison

City/Town	Average Daily Incident Rate per 100,000 (14 days*)	
	November 19 Report	November 27 Report
<b>Boston</b>	<b>31.5</b>	<b>33.9</b>
<b>Cambridge</b>	<b>17.4</b>	<b>22.6</b>
<b>Lowell</b>	<b>64.2</b>	<b>80.7</b>
<b>Newton</b>	<b>9.1</b>	<b>15.3</b>
<b>Somerville</b>	<b>26.5</b>	<b>35.2</b>
<b>Springfield</b>	<b>51.1</b>	<b>63.4</b>
<b>Worcester</b>	<b>37.8</b>	<b>47.7</b>
<b>State</b>	<b>29.4</b>	<b>34.9</b>

\*14-day period reflects 11/1/20-11/14/20 (Nov. 19 Report) and 11/8/20-11/21/20 (Nov. 27 Report)  
 Source: Massachusetts Department of Public Health Weekly COVID-19 Data Reports

# Current Data

- **2,166** confirmed, probable, and suspect cases<sup>1</sup>
  - 1,892 in the community
  - 274 in nursing homes and assisted living
  - 100 deaths

*(NOTE: Nursing home/assisted living cases and deaths have not increased for many weeks)*

- **1,264** recoveries; **524** active cases<sup>1</sup>
- Average daily incidence rate of confirmed cases in last 7 days<sup>2</sup>: **10.7 per 100,000 residents**

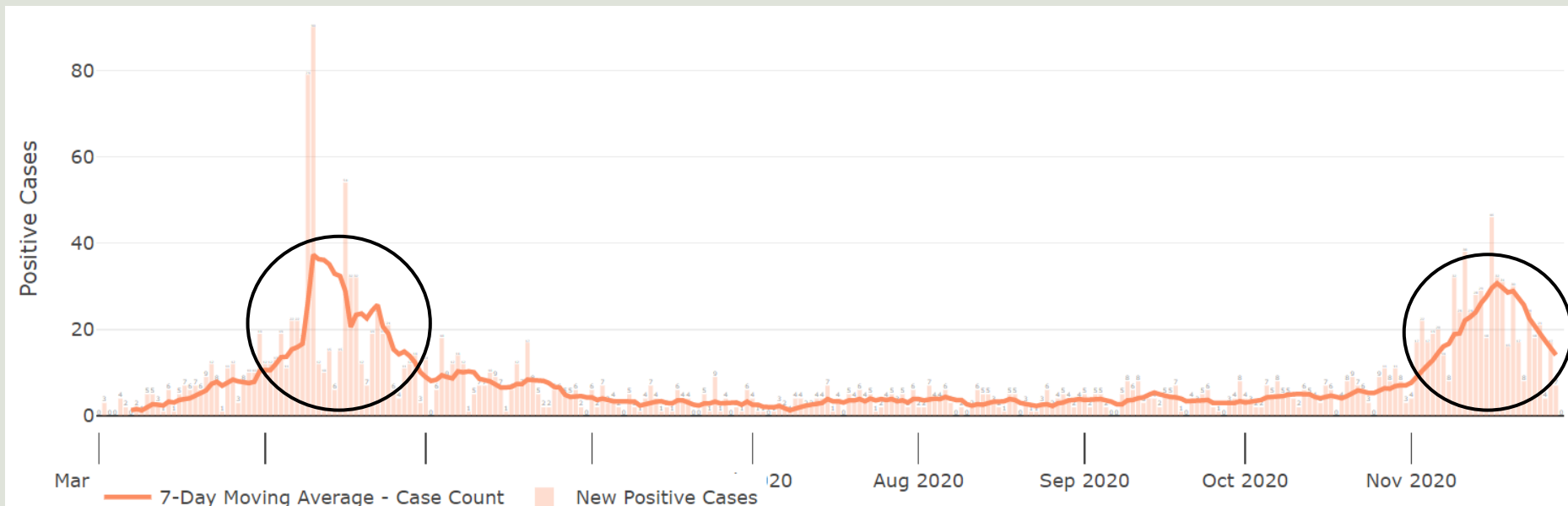
<sup>1</sup> Data current as of Nov. 30, 2020, 10 a.m.

<sup>2</sup> 7-day period reflects 11/22/20 - 11/28/20.

# New Cambridge Cases: Mar–Nov

*Dark orange line = 7-day Moving Average (case count)*

*Vertical orange lines/bars = New Positive Cases*



# COVID-19 Community Testing

## ALL TESTING SITES

**341,107 Tests** since March 2<sup>1</sup> | **55,498 Tests** in past 14 days<sup>2</sup>

*Tests administered to Cambridge residents at any health care or city site.*

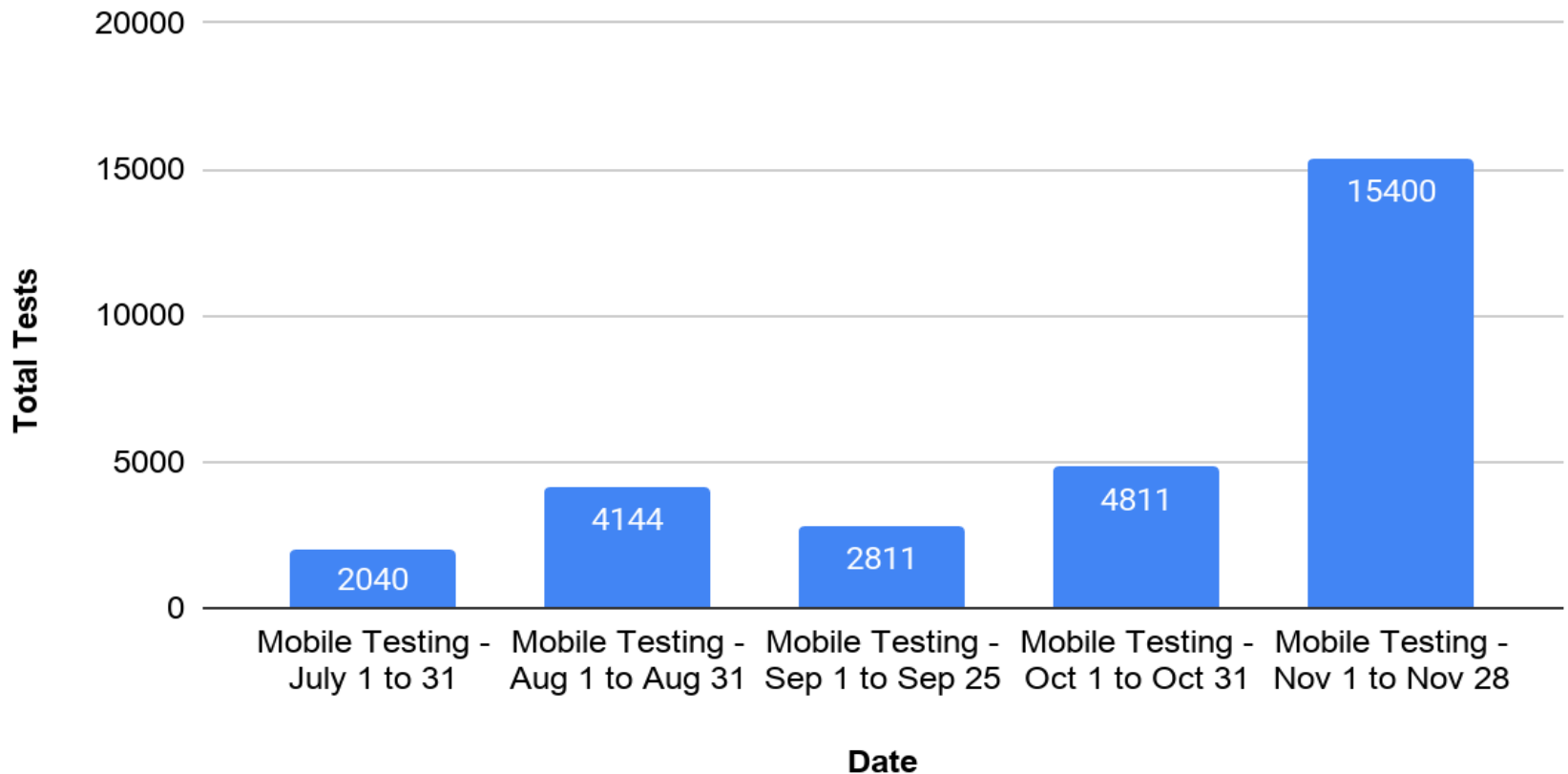
## CITY-FUNDED TESTING PROGRAM

- Testing offered **7 days a week**, starting Nov. 9.
- Sites in East Cambridge, Harvard Square, North Cambridge, and The Port.
- **33,560** tests administered since April.
  - 15,400 from Nov. 1–28 (*additional data pending*)
  - Additional site added Nov. 23 and Nov. 30 to accommodate increased demand.

<sup>1</sup>Testing period March 2–Nov. 21, 2020; <sup>2</sup>Testing period Nov 8–21, 2020.

# COVID-19 Community Testing

Community Testing - Total Tests per Month



# Long-Term Care Testing

## **New State Requirements for Staff Testing**, effective 11/26

- All skilled nursing facilities (SNFs) now required to conduct weekly testing of all staff.
  - Prior requirement for Cambridge SNFs: biweekly testing of 50% of staff.
- State recommends that assisted living facilities also adhere to this guidance.

## **Residents and Visitors**

- State does not require asymptomatic testing of LTC residents.
- All visitors (e.g., non-staff workers, friends/family) should be screened for symptoms on daily basis.
  - Visitor rapid testing not required at this time.

# Additional Cambridge Measures to Curb COVID-19 Spread

- **Promoting Testing: Neighborhood Outreach**
  - Cambridge Community Corps (C3) members will go door-to-door, speaking with residents about how and where to get tested (first week of Dec) in N. Cambridge, E. Cambridge, The Port, and Cambridgeport neighborhoods.
  - Leave behind testing information in multiple languages
- **Promoting Safe Social Activities**
  - City/CPHD communications team will continue to develop and share messaging and guidance on minimizing risk in social settings.
- **Wastewater Surveillance**
  - Using Cambridge wastewater data to detect increase in COVID-19 infections.



# COVID-19 Testing in K-12 Schools

CPS staff are being tested twice a week, on a voluntary basis, as part of a CPHD surveillance program. Testing is also offered to symptomatic students who become ill at school.

**5,628 Tests**

Tests administered to CPS staff through the voluntary testing program since Oct. 15 (as of Nov. 29)

**5.6X**

Average number of times a CPS staff member has gotten tested through the program since Oct. 15

**1,004 Staff Tested**

Total # of CPS staff who have been tested through the voluntary testing program since Oct. 15

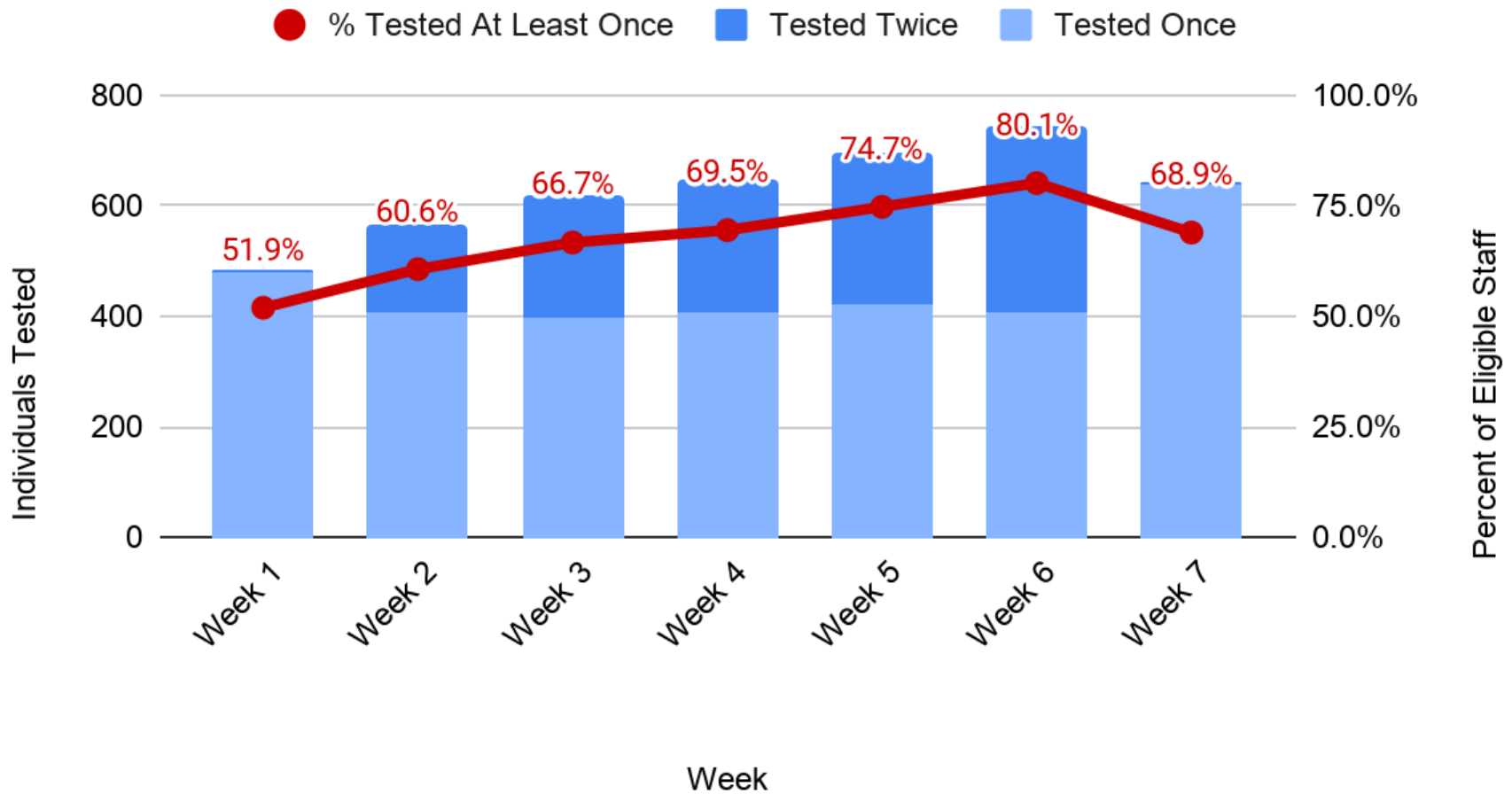
**59 students**

Symptomatic CPS students who have been tested through the program since Oct. 15

*Data reflect Oct. 15-Nov. 29*

# COVID-19 Testing in K-12 Schools Per Week

## CPS Staff Surveillance Testing Participation



# Cambridge Public Schools Metrics

November 30, 2020

Metric 1

Daily New  
Cases

10.7

7-day average of new confirmed cases per day, per 100,000 people in Cambridge, ending Nov. 28.

**Threshold:** < 25 new confirmed cases per day, per 100,000 people (7-day average)

**Lower than Threshold**

Metric 2

Test  
Positivity  
Rate

0.72%

Percentage of positive COVID-19 tests among Cambridge residents in last 14 days ending Nov. 21.

**Threshold:** <5% of COVID-19 tests among residents are positive.

**Lower than Threshold**

Metric 3

Wastewater  
Monitoring

359.5

Level of COVID-19 found in sewage wastewater in MWRA, as of 11/23/20.

**Threshold:** COVID-19 in wastewater detected at less than 100 copies viral genomes/mL

**Greater than Threshold**

*Metrics that exceed recommended thresholds are displayed as orange*

# COVID-19 Vaccine Update

**Vaccinations for Health Care Workers:** Massachusetts expects to receive first doses of Pfizer vaccine by mid/late December. Supplies will be very limited and health care personnel with potential for direct or indirect hospital exposure will be prioritized.

**Vaccine Priority Groups:** MDPH will prioritize other high risk groups based on state and CDC/ACIP recommendations.

*The Nov. 14 flu clinic at CambridgeSide doubled as a “practice run” for the mass dispensing of COVID-19 vaccine next year.*

