

The Public Health Response to the COVID-19 Pandemic in Cambridge

COVID-19 UPDATE

CAMBRIDGE CITY COUNCIL

OCTOBER 18, 2021



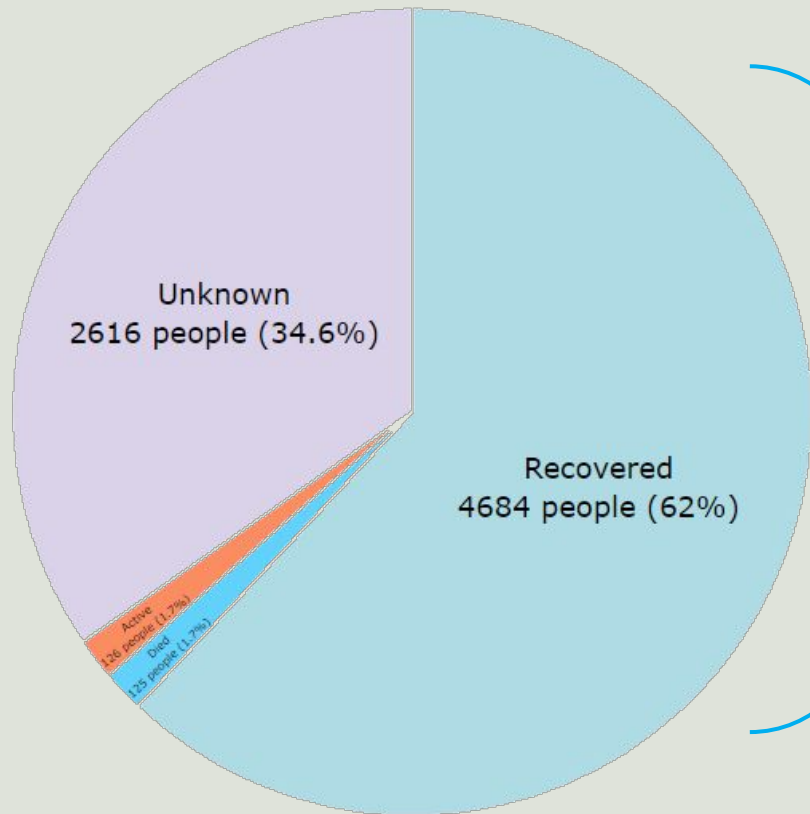
Cambridge
Public Health
Department



CHA Cambridge
Health Alliance



Case Snapshot (as of October 17, 2021)



7,560 Total Cases¹

(confirmed, probable and suspect)

- 7,256 in the community
- 304 cases in long-term care

125 Deaths¹

- 61% of deaths were among LTC residents

Active Cases¹

- 126 cases are active

6.1 Confirmed Cases per 100,000¹

(7-day average for Oct. 11–17)

Test Positivity²

- 0.20% (2-week period ending Oct. 9)

Sources: ¹Cambridge Public Health Department data, accessed on Oct. 18, 2021 @ 10 a.m.

²Massachusetts Department of Public Health Weekly COVID-19 Interactive Dashboard, Oct. 14, 2021.

Indoor Mask Mandate Metrics

Primary Metric: CDC Community Transmission Levels

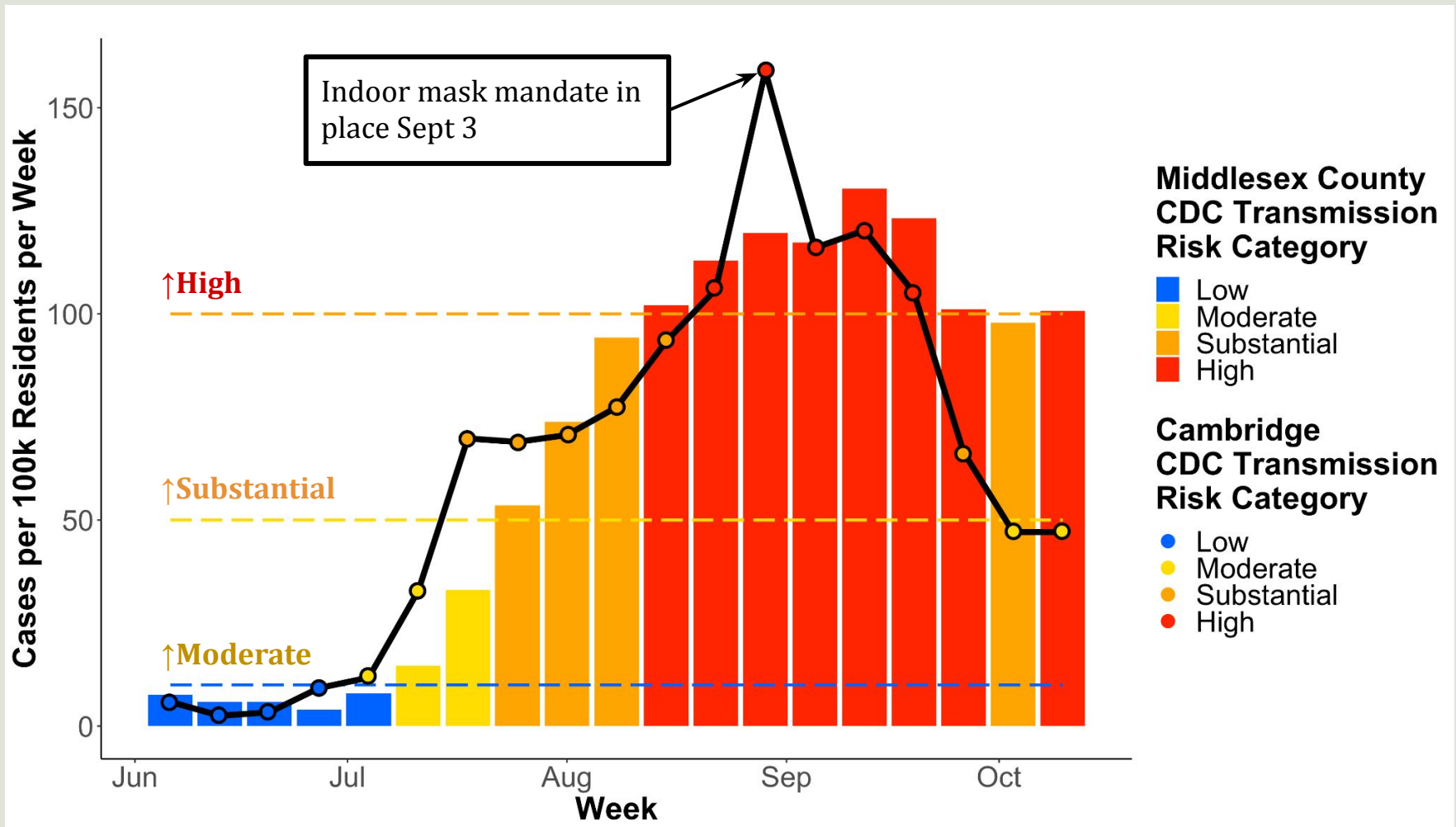
- Geography: Middlesex County vs. Cambridge
- Transmission levels: Low vs. Moderate

Other Metrics Informing CPHD Recommendations

- Availability of vaccines for younger children and boosters for eligible residents
- Upcoming holidays and the tendency for people to gather indoors
- New variants of concern / Other game changers
- Status of mask mandates in nearby communities

Middlesex County and Cambridge Cases by Risk Category

Cases are decreasing in Cambridge, but have plateaued in Middlesex County, and remain high in surrounding counties.




Community Testing in Cambridge

- The city offers COVID-19 testing 4 days a week in 4-hour sessions.
- Starting Nov. 1, the CambridgeSide testing site will offer indoor testing only.
- From Oct. 1-10, **4,047 tests** were administered at city-run sites.
- City-run testing sites are currently administering an average of 809 tests a session for Oct. 1-10.
- Residents can also get tested at local pharmacies and other sites. More info: www.cambridgema.gov/covid19/Testing



Fall Vaccine Clinics...in Full Swing!



1,311

Flu shots administered at public and private vaccine clinics in October

94

COVID-19 vaccines administered at Oct. 15-16 public clinics

Upcoming CPHD clinics:

Oct. 22 (Reservoir Church) and **Oct. 23** (Pisani Center/Washington Elms)

2021 Fall Flu Vaccination Data

- 1,311 total flu vaccinations
 - 348 flu shots (age 18 and younger)
 - 241 flu shots (age 65+)
- 94 Covid-19 vaccines
 - Mostly boosters (82 doses)
 - 10 first doses delivered, including seven for people age 18 and younger
- 2 Large Public Clinics
 - Senior Center (Oct. 15): 355 total vaccinations
 - King Open (Oct. 16): 797 total vaccinations
 - 46% walk-ins; 54% pre-scheduled
- 7 small targeted clinics at senior buildings and meal sites

COVID-19 Vaccine Update

Booster Shots: On Oct. 14-15, an FDA advisory panel recommended Moderna booster shots for selected groups and the J&J booster for all recipients of the vaccine.

COVID-19 Vaccine for Younger Children: FDA ruling on emergency use authorization for Pfizer COVID-19 vaccine for younger children (age 5-11) expected as early as Halloween.

69%

Fully vaccinated Cambridge residents

76%

Cambridge residents who have received at least one dose of vaccine.

77,423 Residents

Are fully vaccinated

City Vaccine Update (as of October 12)

Vaccination Race/Ethnicity Data

The proportion of residents by race and ethnicity who have received **at least one dose of vaccine** in Cambridge and the state:

Race/Ethnicity	Cambridge ¹	MA ²
Asian	71%	73%
Black	79%	62%
Hispanic/Latinx	67%	58%
Multiracial	73%	>95%
White	68%	70%
Other/Unknown	<i>+6% of population</i>	<i>+6% of population</i>
Total % of all residents who have received at least one dose	76%	74%

¹MA Department of Public Health Weekly COVID-19 Municipality Vaccination Report, October 14, 2021.² MA Department of Public Health Weekly Vaccine Report, October 14, 2021. Data for Cambridge and Massachusetts are current as of October 12, 2021.

City Vaccine Update (as of October 12)

Vaccination Age and Gender Data

Proportion of residents who have received **at least one dose of vaccine**:

	Cambridge ¹	MA ²
12-15 Years	>95%	73%
16-19 Years	56%	72%
20-29 Years	73%	74%
30-49 Years	86%	85%
50-64 Years	>95%	90%
65-74 Years	>95%	>95%
75+ Years	>95%	>95%
Female	76%	N/A
Male	75%	N/A

MA Department of Public Health Weekly COVID-19 Municipality Vaccination Report, October 14, 2021.² MA Department of Public Health Weekly Vaccine Report, October 14, 2021. Data for Cambridge and Massachusetts are current as of October 12, 2021.

Thank You!
CPHD and CFD Vax Team

