

The Public Health Response to the COVID-19 Pandemic in Cambridge

COVID-19 UPDATE

CAMBRIDGE CITY COUNCIL

FEBRUARY 7, 2022



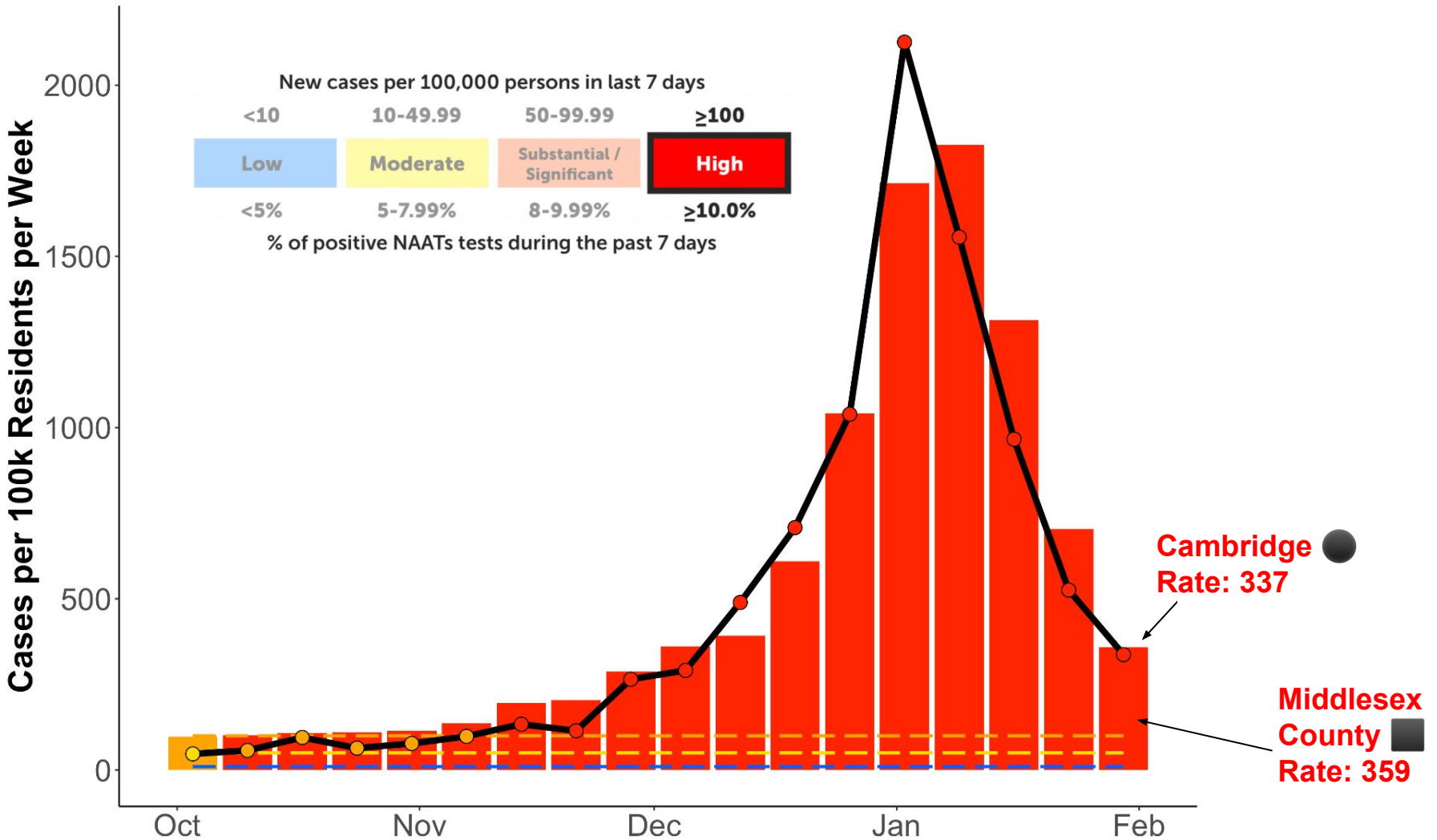
Cambridge
Public Health
Department



CHA Cambridge
Health Alliance



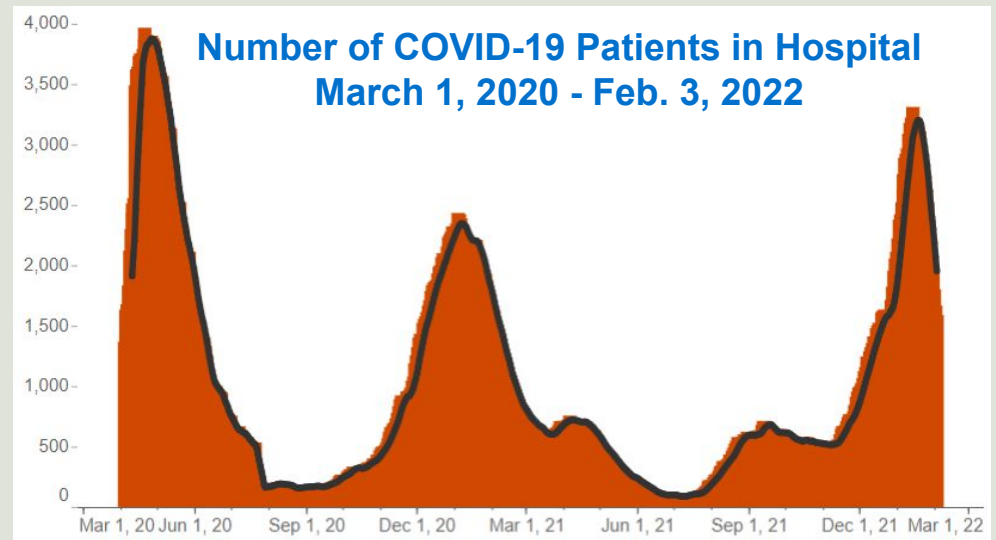
Middlesex County and Cambridge Cases by Risk Category



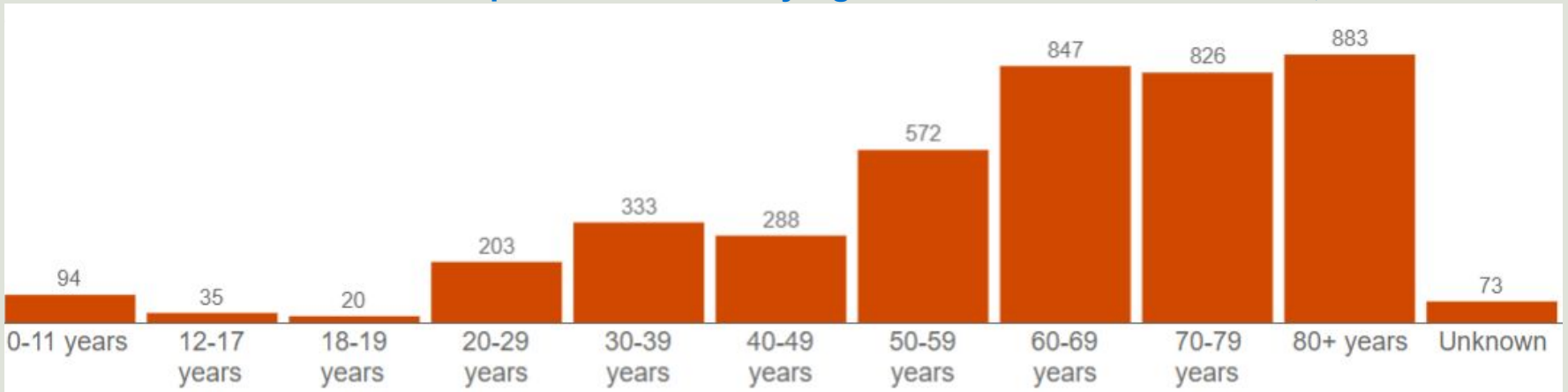
MA COVID-19 Hospitalizations

On Feb. 3, 2022:

- **1,503** MA residents were hospitalized with COVID-19.
- **90%** of non-ICU hospital beds and **83%** of ICU beds in the region were occupied.



Number of Massachusetts Hospital Admissions by Age in Past 2 Weeks: Jan. 16–29, 2022



COVID-19 Vaccination Status of Cambridge Residents by Age

	At Least 1 Dose	Fully Vaccinated	Booster Dose
5-11 Years	76%	67%	N/A
12-15 Years	>95%	>95%	31%
16-19 Years	69%	52%	23%
20-29 Years	89%	67%	33%
30-49 Years	>95%	82%	53%
50-64 Years	>95%	>95%	68%
65-74 Years	>95%	93%	71%
75+ Years	>95%	>95%	77%
All Residents	91%	75%	44%

Source: Massachusetts Department of Public Health Weekly COVID-19 Municipality Vaccination Report, Feb. 3, 2021. Data current as of Feb. 1, 2022.

COVID-19 Vaccination Status of Cambridge Residents by Race & Ethnicity

	At Least 1 Dose	Fully Vaccinated	Booster Dose
Asian	86%	71%	39%
Black	92%	80%	33%
Hispanic	87%	66%	30%
Multiracial	>95%	>95%	63%
White	79%	68%	46%
All Residents	91%	75%	44%

Source: Massachusetts Department of Public Health Weekly COVID-19 Municipality Vaccination Report, Feb. 3, 2021. Data current as of Feb. 1, 2022.

NEIGHBORHOOD OUTREACH

Cambridge Community Corps (C3)



Outreach to COVID-Positive Residents

Operation Chicken Soup: A pilot program to deliver masks and test kits to Covid-positive residents in harder hit neighborhoods.

- Pilot neighborhoods: North Cambridge and the Port.
- C3 members will hand deliver materials.
- To protect confidentiality and get resources to more impacted residents, packets will also be delivered to neighbors (e.g., entire floor of a building or entire block).

