

The Public Health Response to the COVID-19 Pandemic in Cambridge

COVID-19 WEEKLY REPORT

CAMBRIDGE CITY COUNCIL

APRIL 26, 2021



Cambridge
Public Health
Department

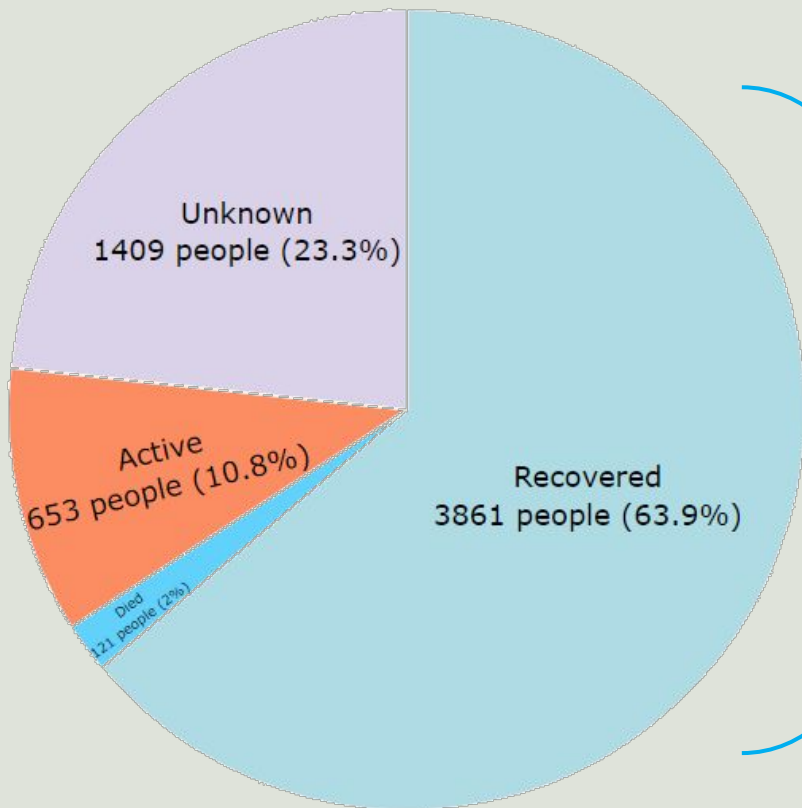


CHA Cambridge
Health Alliance



Case Snapshot (as of April 23)

New infection rates among Cambridge residents have declined to their lowest levels since mid-February.



6,044 Total Cases¹

(confirmed, probable and suspect)

- 5,741 in the community
- 303 cases in long-term care

122 Deaths²

- 62% of deaths were among LTC residents

Active Cases¹

- 11% of all cases are active

9.4 Confirmed Cases per 100,000¹

(7-day average for April 16–April 22)

Test Positivity³

- 0.6% (2-week period ending April 17)

Sources: ¹Cambridge Public Health Department data, accessed on 4/23/21 @ 5 pm; ²CPHD data, accessed on 4/26/21. ³Massachusetts Department of Public Health Weekly COVID-19 Interactive Dashboard, April 22, 2021.

COVID Variants

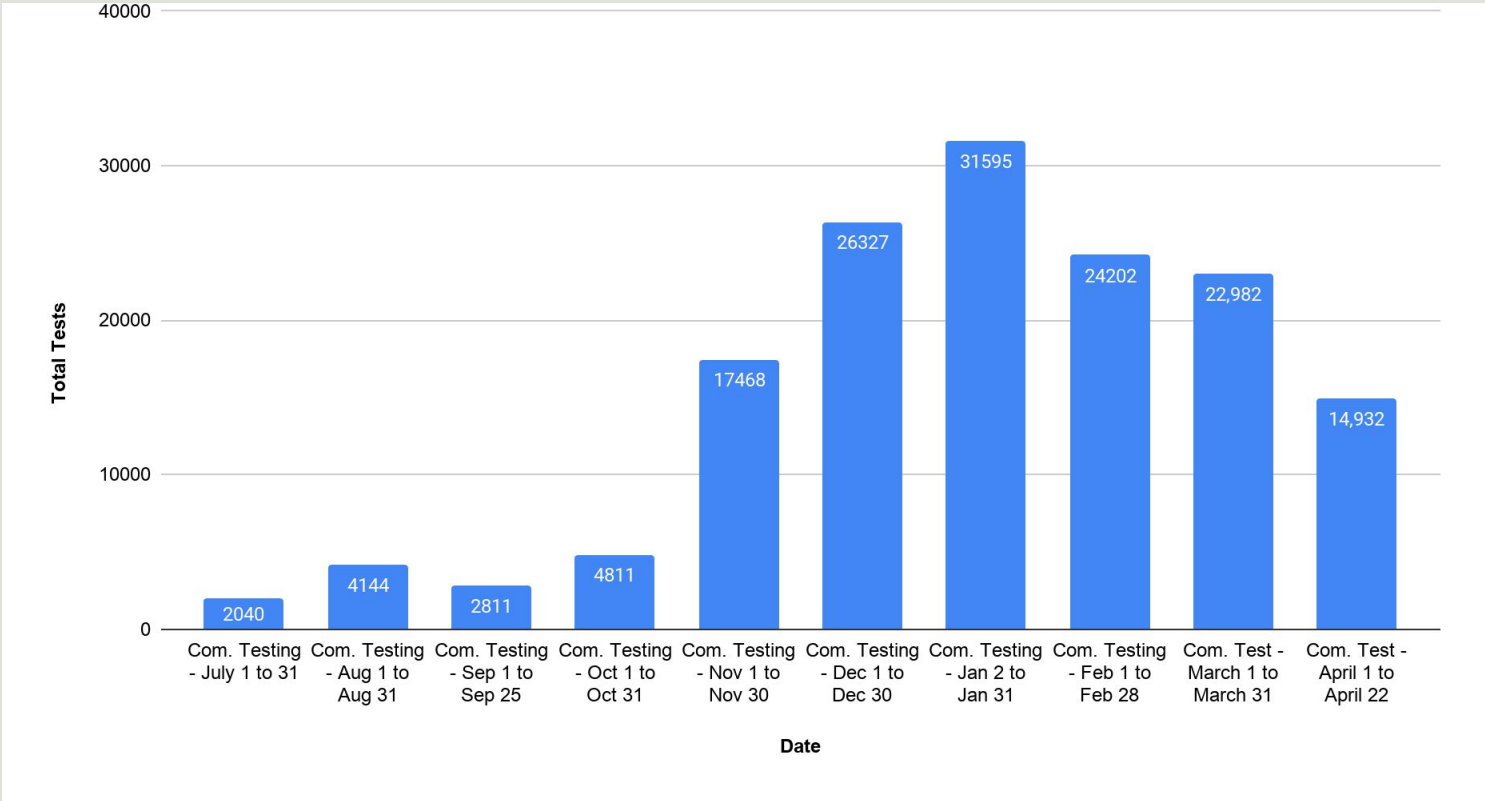
Genomic Sequencing Update

| Variant | Cambridge Cases ¹ | Estimated Prevalence (MA) ² |
|--------------|------------------------------|--|
| B.1.1.7 | 8 | 31.1% |
| B.1.351 | 3 | 0.0% |
| B.1.429 | 1 | 4.1% |
| P.1 | 2 | 3.8% |
| Total | 14 | |

¹ Cambridge Public Health Department data received from Massachusetts Dept. of Public Health. Data current as of 4/23/21.

³ CDC. Proportions of SARS-CoV-2 Variants of Concern by State. Variant proportions are based on representative CDC sequence data collected over a 4-week period ending 3/27/21. Data accessed on 4/23/21.

COVID-19 Community Testing in Cambridge



Outdoor Mask Wearing

If outdoor mask-wearing rules are relaxed, some special considerations:

- Socializing outdoors
- Eating outdoors
- Playing contact sports outdoors
- Attending crowded events outdoors



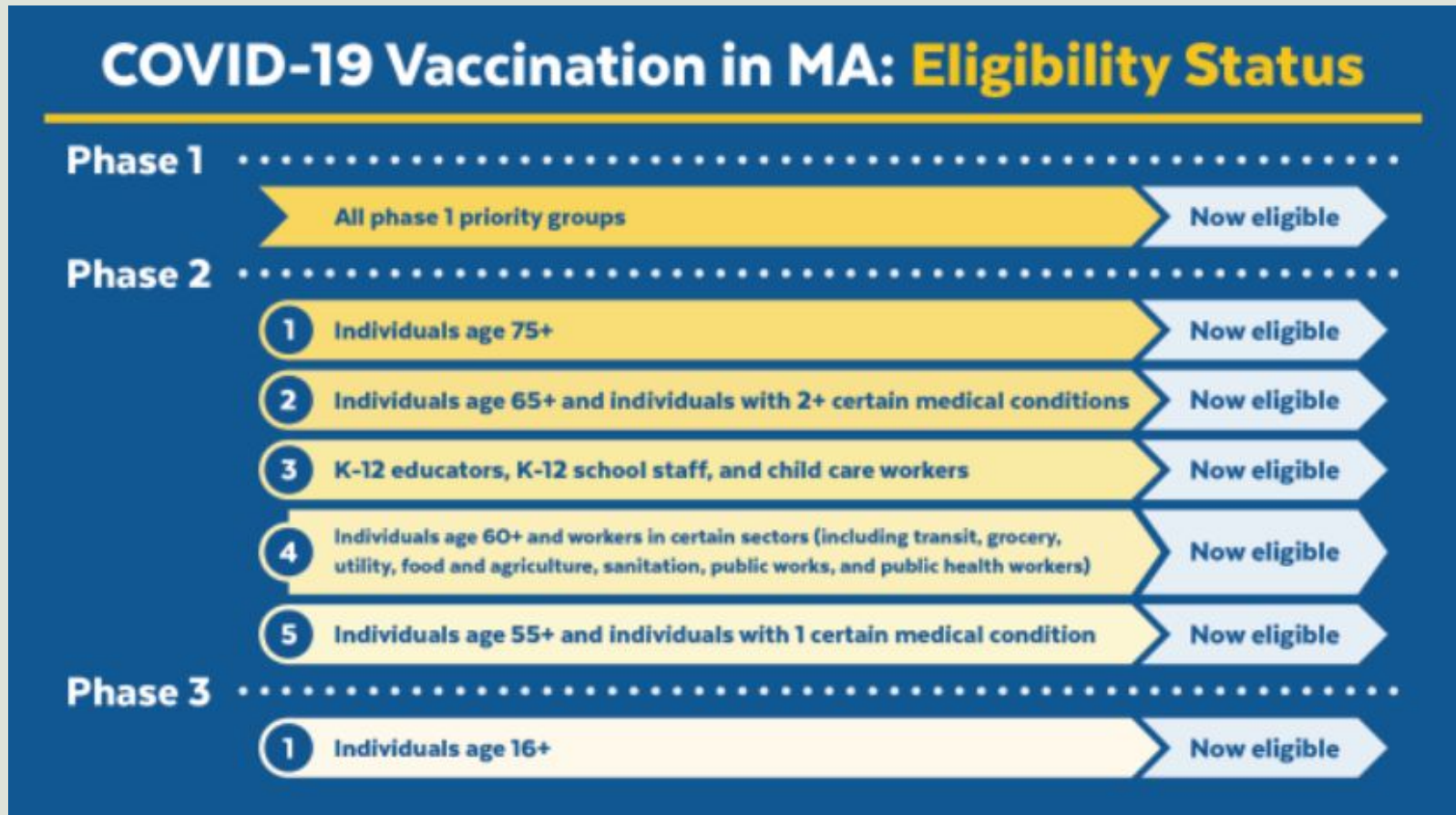
Photo by Steven Senne/AP

Indoor Dining

Activities in Progress:

- CPHD is piloting limited onsite assessments of restaurants for: 1) air turnover rates and 2) placement of HEPA units.
- As a pilot project, the City is purchasing a small quantity of pre-tested, black, comfortable high-filtration masks for restaurant workers, especially those who are unvaccinated.
- Inspectional Services Department continues to communicate with restaurants about the state's contact tracing requirements.

COVID-19 Vaccine Update



State Vaccine Update

- **48% of Massachusetts residents** have received at least one dose of vaccine, as of April 20.¹
- MA vaccine supply increased 33% for week of April 16–22 compared to prior week, with 680,470 doses shipped to MA from the federal government.²
- All residents age 16+ are eligible for vaccination.
- Residents can pre-register to book an appointment at a mass vaccination site at vaccinesignup.mass.gov/#/; **Call 2-1-1** for those who don't have internet access.

¹ Massachusetts Department of Public Health Weekly COVID-19 Municipality Vaccination Report, April 22, 2021. ² Massachusetts Department of Public Health Daily COVID-19 Vaccine Report (April 22).

City Vaccine Update

The Cambridge Pandemic Collaborative (CPC) began administering vaccines in early January. As of April 23:

- **3,564 eligible people** had received at least one dose (*Moderna*) or the single-dose vaccine (*J&J*) at City-run clinics.
- Since *J&J* vaccine pause on April 13, second dose *Moderna* vaccine clinics have been held at Cambridge Court Apartments (April 15) and the YMCA (April 23).
- City-run clinics are being planned since the CDC and FDA have lifted the pause on *J & J* effective April 25.

City Vaccine Update (as of April 20)

Vaccination Race/Ethnicity Data

The proportion of Cambridge residents by race and ethnicity who have received **at least one dose of vaccine** in Cambridge and Massachusetts:

| Race/Ethnicity | Cambridge ¹ | MA ² |
|--|------------------------|-----------------|
| Asian | 37% | 41% |
| Black | 45% | 32% |
| Hispanic/Latinx | 36% | 26% |
| Multiracial | 41% | 52% |
| White | 50% | 48% |
| Total % of all residents who have received at least one dose | 50% | 48% |

¹MA Department of Public Health Weekly COVID-19 Municipality Vaccination Report, April 22, 2021.² MA Department of Public Health Weekly Vaccine Report, April 22, 2021. Data for Cambridge and Massachusetts is current as of April 20, 2021.

City Vaccine Update (as of April 20)

Vaccination Age and Gender Data

The proportion of Cambridge residents who have received **at least one dose of vaccine** by age and gender:

| | Cambridge ¹ | MA ² |
|-------------|------------------------|-----------------|
| 0-19 Years | 7% | 5% |
| 20-29 Years | 42% | 39% |
| 30-49 Years | 56% | 52% |
| 50-64 Years | 78% | 68% |
| 65-74 Years | 87% | 85% |
| 75+ Years | 94% | 86% |
| Female | 52% | 52% |
| Male | 48% | 43% |

¹MA Department of Public Health Weekly COVID-19 Municipality Vaccination Report, April 22, 2021. ²MA Department of Public Health Weekly Vaccine Report, April 22, 2021. Data for Cambridge and Massachusetts is current as of April 20, 2021.

COVID-19 Vaccine Communications

Communications Campaign

- Citywide mailer (in multiple languages) went out during week of April 19-23.
- April 19 eligibility for residents age 16 and older was promoted via the City's website, daily update emails and other channels.
- Continued follow up over the next weeks; more micro-targeting in neighborhoods as/when needed.
- Additional communications in process:
 - Developing messaging regarding safety of J & J vaccine to “get ahead” of potential vaccine hesitancy.

Clinician Speakers Bureau

- Additional community forums in process.

Cambridge Public Schools Testing

- **PCR Testing.**¹ As of October 20, there have been:
 - CPS Staff:*
 - A total of 1,507 unique adults tested
 - A total of 26,125 tests administered
 - CPS Students:*
 - A total of 1,415 unique children tested
 - A total of 6,392 tests administered
- Since October 20, **60 positive cases**¹ have been identified through school PCR testing.
- **Pooled Testing.**² On Monday, April 12, CPHD administered:
 - 300 testing pools; approximately 1,815 children swabbed.

¹ Cambridge Public Health Department data. Current as of 4/23/21.

² Cambridge Public Health Department data. Current as of 4/12/21.

Behind the Numbers

CPHD and City partners have been vaccinating Cambridge residents since January, and the voices of our community have important stories. This email was sent to CPHD's Associate Chief for Clinical Services:

“My husband and I were very fortunate and grateful to be among those who received vaccinations in February and March administered by the CHA team. We were received on both visits with a friendly welcome and a reassuring manner...All our questions were fully answered with patience and care. We felt totally at ease.”

Please extend our praise and profound thanks to Anna, Shamsher, Tracy, and Paula. We're grateful to them, and to your entire organization, for giving us hope for better days ahead.”