Avon Hill Neighborhood Conservation District Commission

Cambridge Historical Commission, 831 Massachusetts Ave., 2nd Fl., Cambridge, MA 02139
Telephone: 617 349 4683 Fax: 617 349 3116 TTY: 617 349 6112 E-mail: histncds@cambridgema.gov
URL: http://www.cambridgema.gov/historic/districtsHistoricProperties/avonhillncd

RECEIVED
SEP 09 2021
CAMBRIDGE HISTORICAL COMMISSION

APPLICATION FOR CERTIFICATE

Section I:

1. The undersigned hereby applies to the Avon Hill Neighborhood Conservation District Commission for a Certificate of (check one box): Appropriateness, Nonapplicability, or Hardship, in accordance with Ch. 2.78 of the Municipal Code and the order establishing the district.

2. Address of property: 7 WALNUT AVE., Cambridge, Massachusetts

3. Describe the proposed alteration(s), construction or demolition in the space provided below: (An additional page can be attached, if necessary).

Renovation and alteration of the existing home, with second floor addition and exterior balcony at the rear, with a new shed dormer on the north side roof. Planned removal of part of the existing front porch and rear low roofs at addition, with changes to front facade.

Details to include a turret to provide additional clearance at the front stairs, planned installation of solar/pv arrays on the south facing sloped roof, and replacement/relocation of windows and doors to provide energy improvements. Replacement of aluminum and clapboard siding, cedar shingles at turret and gable ends, and exterior doors.

Conversion of the existing shed at rear of property into a home office with a new door at side.

I certify that the information contained herein is true and accurate to the best of my knowledge and belief. **The undersigned also attests that he/she has read the application in full.**

Name of Property Owner of Record: MATTHEW FISHER
Mailing Address: 85 WASHINGTON AVE. CAMBRIDGE, MA
Telephone/Fax: 617-877-7752 **E-mail:** matt.l.fisher@gmail.com
Signature of Property Owner of Record: [signature]
(Required field; application will not be considered complete without property owner's signature)

Name of proponent, if not record owner: PAUL HAJIAN / ARCHITECT
Mailing Address: HAJIAN ARCH. INC. 29 WILLIAMS ST. WATERTOWN, MA 02472
Telephone/Fax: 617 926-8282 **E-mail:** paul@hajian.com

(for office use only):
Date Application Received: _____ **Case Number:** _____ **Hearing Date:** _____
Type of Certificate Issued: _____ **Date Issued:** _____

Section II: To be completed by staff or applicant.
Is property listed on the National Register of Historic Places? NO Publicly owned? NO
Current Zoning : RES A-2 Current Use: RESIDENTIAL

Section III. Complete entire section.
Does the property contain a use established or continued by special permit or variance? _____
or does the owner propose to continue a use that would require a variance or special permit under the zoning ordinance?_____

Will this project require: variance? _____ special permit? ✓ GARAGE TO OFFICE USE

If yes, nature of zoning relief sought: setback _____ FAR _____ height _____ parking _____

Will this project require issuance of a demolition permit, other than for a structure originally built to house automobiles? YES

IV. Complete applicable sections.
1. New Construction, Construction of Accessory Building, or Construction of Addition:

3182 Gross Floor Area of Proposed Construction

*Office Use Only: Increase in Gross Floor Area*_____

2822 Gross Floor Area of Existing Construction

6367 Existing Total Lot Coverage*

*Office Use Only: Increase in Total Lot Coverage**_____

_____ Proposed Total Lot Coverage*

* Total Lot Coverage is defined as the combined square footage of the footprints of all structures on the premises whether or not those structures constitute floor area as defined in the zoning ordinance in effect

2. Alterations: Does this project include:

✓ the increase or reduction of the existing building envelope, including covered porches or decks over 2.5' above grade;

✓ the removal, enclosure or addition of any cornice, fascia, soffit, bay, porch, hood, corner board, window sash, window or door casing, or any other decorative element, including historic shingled siding, wood or copper gutters and downspouts, and copper, slate or wood shingle roofing;

_____ the construction of terraces, walks, driveways, sidewalks, and similar structures that involve a change in grade level, and that are to be used for parking between the street and the principal front wall plane of a building, or the principal front and side wall planes of a building occupying a corner property;

_____ the construction of walls and fences greater than four feet in height as measured from the sidewalk or the existing immediately adjacent grade and located between the street and the principal front wall plane of a building or the front and side wall planes of a building occupying a corner property; or construction of walls and fences greater than six feet high elsewhere on the property;

_____ construction of an accessory building that would create new floor area

✓ installation of exterior mechanical equipment such as air conditioning condensers, furnace exhausts, vents, etc.?

City of Cambridge

Property Map for 7 WALNUT AVE.

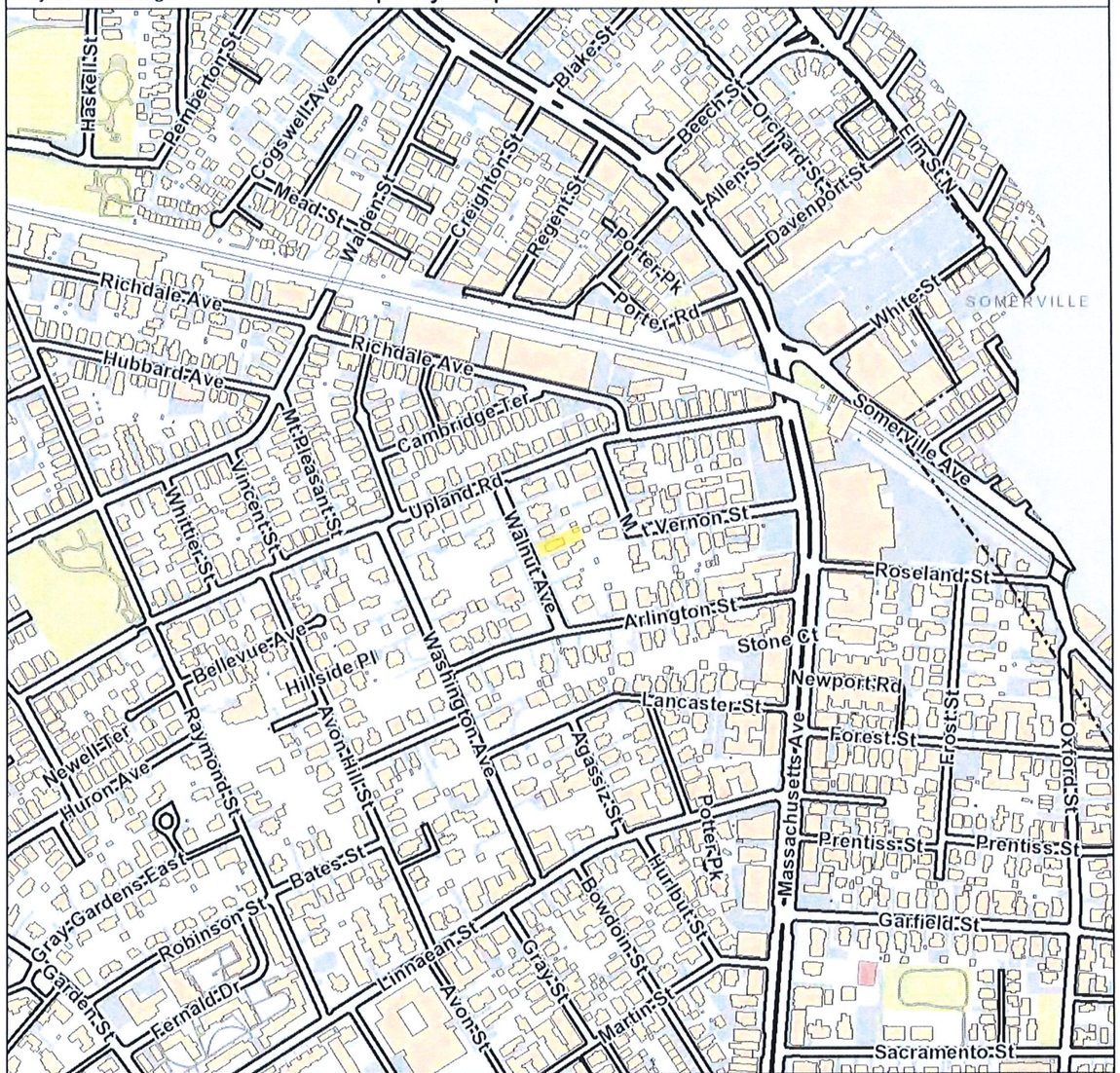

City of Cambridge
Massachusetts

1" = 469 ft

All data is provided for graphic representation only. The City of Cambridge expressly disclaims all warranties of any type, expressed or implied, including, but not limited to, any warranty as to the accuracy of the data, merchantability, or fitness for a particular purpose.

www.cambridgema.gov/gis

- Rail
- Building Footprints

Paved Surfaces

- Paved Roads
- Bridges
- Unpaved Roads
- Unpaved Parking
- Sidewalks
- Driveways
- Alleys
- Other Paved Surface
- Public Footpath

City of Cambridge

7 Walnut Avenue

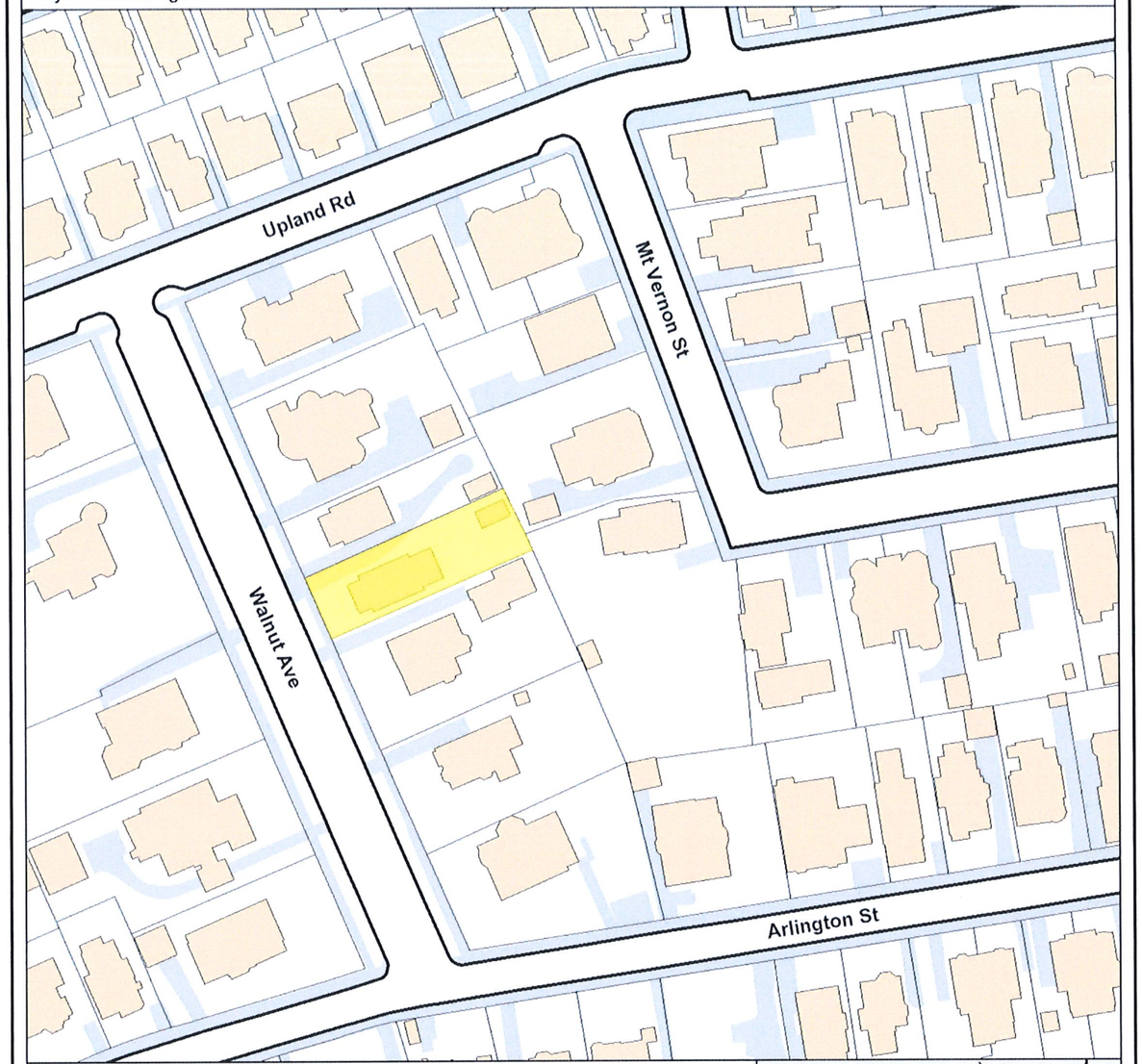

City of Cambridge
Massachusetts

1" = 100 ft

All data is provided for graphic representation only. The City of Cambridge expressly disclaims all warranties of any type, expressed or implied, including, but not limited to, any warranty as to the accuracy of the data, merchantability, or fitness for a particular purpose.

www.cambridgema.gov/gis

- Rail
- Building Footprints
- Parcels

Paved Surfaces

- Paved Roads
- Bridges
- Unpaved Roads
- Unpaved Parking
- Sidewalks
- Driveways
- Alleys
- Other Paved Surface
- Public Footpath

FRONT

FRONT & DRIVEWAY SIDE

SIDE

REAR

1985 SIDE ADDITION

DRIVEWAY SIDE FROM REAR



REAR DECK



SHED

The Contractor shall verify all dimensions at the site and promptly notify the architect in writing of any discrepancies.

No. Date Revision

HAJIAN ARCHITECTS

29 Williams Street
Watertown, MA 02472
Telephone 617.926.8282
Facsimile 617.926.8280

The use of these plans and specifications is restricted to the original site for which they were prepared, and publication thereof is expressly limited to such use. Reuse, reproduction or publication by any method in whole or in part is prohibited. Title to the plans and specifications and authorization of their use remains with the architect and visual contact with them constitutes prima facie evidence of the acceptance of these restrictions.

© 2021 Hajian Architects Inc.

EXISTING CONDITION PHOTOGRAPHS

AVON HILL RENOVATION
7 Walnut Avenue
Cambridge, MA 02140

SCALE	
DATE	9-1-21
DRAWN BY	dh
JOB NO.	21-04

DRAWING NO. PH-1

SHEET ___ OF ___

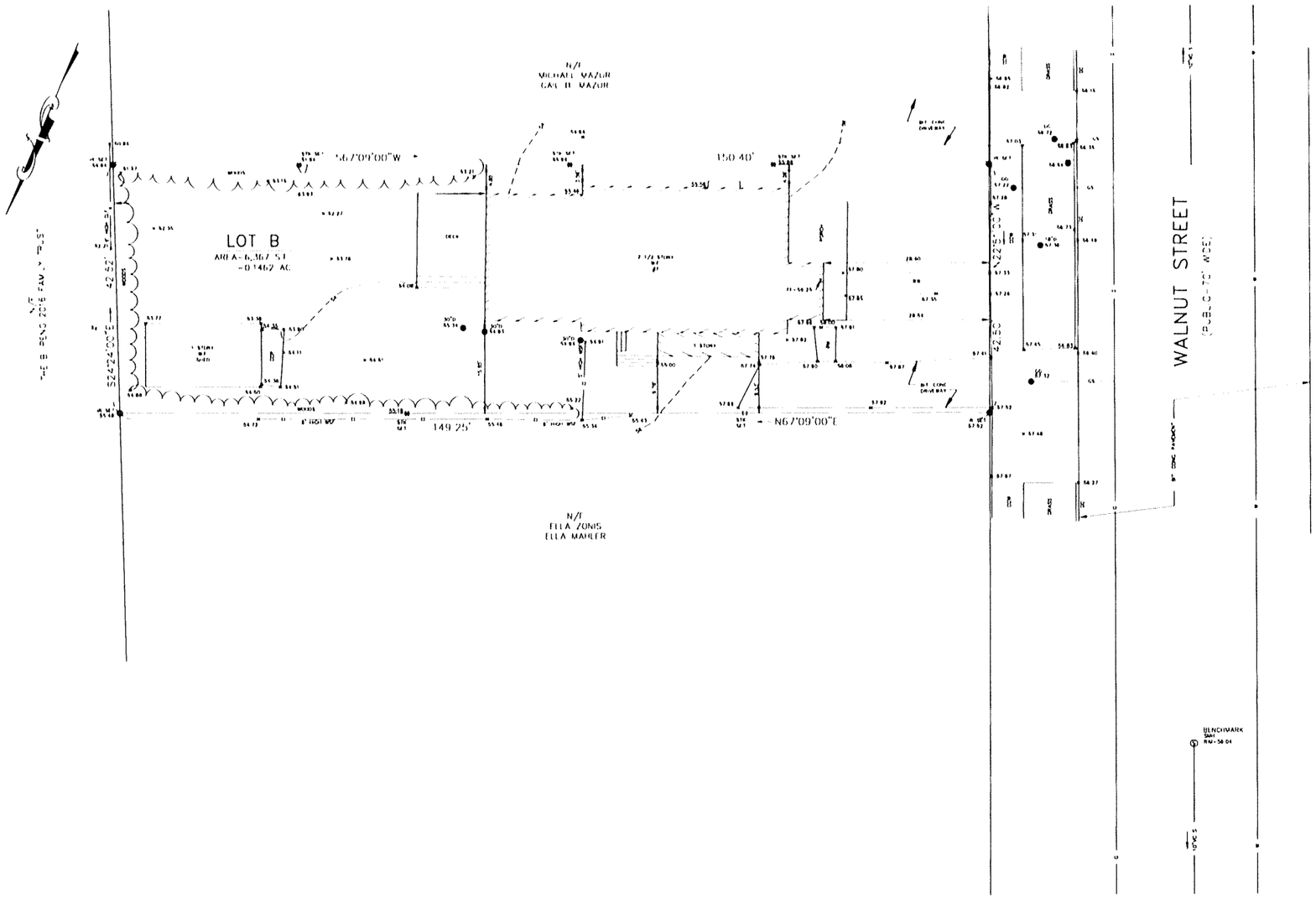

NOTES

1. SEE CITY OF CAMBRIDGE ASSESSORS MAP 177 LOT 63, REGISTERED LAND BOOK 1470 PAGE 137 AND LAND COURT PLAN NO. 1044-3B FOR M.S.R.D. FOR SITE
2. DATUM BASE IS NAVD 88. BENCHMARK IS SEWER MANHOLE RIM LOCATED ON WALNUT AVENUE, EL.=56.04

LEGEND

O IR	IRON ROD
[ ] S/K	WOOD STAKE
56	ELEVATION CONTOUR
X 56.12	SPOT ELEVATION
FF	FINISH FLOOR
N/F	NOW OR FORMERLY
WF	WOOD FRAME
(Y Y Y)	TREE LINE
BIT CONC	BITUMINOUS CONCRETE
CCW	CEMENT CONCRETE WALK
GC	GRANITE CURB
● 30"D	DECIDUOUS TREE
● GG	GAS GATE
●	SIGN
(S) SMH	SEWER MANHOLE
S	SEWER PIPELINE
G	GAS PIPELINE
W	WATER PIPELINE

PLAN OF LAND
IN
CAMBRIDGE, MASSACHUSETTS

PREPARED FOR

THE SANDRA G. LOVELL 1996 TRUST

7 WALNUT AVENUE
CAMBRIDGE, MASSACHUSETTS 02140

DATE: AUGUST 16, 2021

SCALE: 1"=10'

0' 5' 10' 20' 30'

STEPHEN E. STAPINSKI #29876

MERRIMACK ENGINEERING SERVICES
66 PARK STREET
ANDOVER, MASSACHUSETTS 01810
PHONE: (978) 475-3555 FAX: (978) 475-1448
EMAIL: MERRENG@AOL.COM

12457/AD/12457AD01.DWG 8/17/21

GENERAL NOTES

1. The General Conditions of the contract for construction, standard form of the American Institute of Architects, current edition, shall apply to all work in this contract, except as specifically modified below and/or by the agreement.
2. The General Contractor shall furnish a construction schedule estimating the chronological phases of his/her work, and all related work for the completion of the project. The schedule shall indicate ordering lead times, length of time for each phase, its start and completion, with a projected completion date.
3. All materials, assemblies, service equipment, forms and methods of construction, as well as the work performed by the General Contractor, his Sub-Contractors, or any other Contractor, shall comply with the requirements of municipal, local, and federal state laws, including the requirements of the Mass. Building Code, the city of Cambridge, fire department regulations, utility company requirements, as well as any other governing requirements, whether or not specified on the drawings.
4. The General Contractor shall check and verify all conditions and dimensions on the job site as the job proceeds and shall report to the architect any discrepancies. Addenda will be issued as necessary and will become part of the contract documents. The General Contractor shall perform all work shown on the drawings and specifications unless specifically indicated "by others".
5. Where the contract, notes, or drawings call for any work of a more stringent nature than that required by the building code or any department having jurisdiction over the work, the work of the more stringent nature called for by the contract, notes, or drawings shall be furnished in all cases.
6. All drawings and construction notes and specifications are complementary, and what is called for by either will be binding as if called for by all. Any work shown or referred to on any drawing shall be provided as though shown on all related drawings.
7. Minor details not usually shown or specified, but necessary for proper construction of any part of the work shall be included as if they were indicated in the drawings. Larger scale drawings take precedence over smaller scale drawings.
8. The General Contractor shall be responsible for the protection of all conditions and materials within the proposed construction area. The General Contractor shall design and install adequate shoring and bracing for all structural or removal tasks and shall have sole responsibility for any damage or injuries caused by or during the execution of the work.
9. Each Contractor shall make all required arrangements for delivery of equipment and/or materials. Each contractor shall be responsible for all transportation charges on all his material to the point of use, and shall be responsible for all unloading, checking, and storage of such material.
10. The General Contractor shall remove all rubbish and waste material, both from his own and other Subcontractors' employees, including that rubbish which is a by-product of cabinet installation, appliances, telephone company installation, etc.
11. The use of the words "provide" or "provided" in connection with any item specified is intended to mean, unless otherwise noted, that such shall be furnished, installed, and connected where required to produce a fully operable unit.
12. Where the terms "approved equal", "equal to", "or equal", "acceptable" or other general qualifying terms are used in these notes, it shall be understood that reference is made to the ruling and judgment of the Architect and Owner.
13. The General Contractor shall submit all fabrication shop drawings and fixture cuts where required to the Architect for approval. All shop drawings and cuts signed "approved" shall supersede originating drawings in design appearance only. Contractors shall assume responsibility for errors in their drawings.
14. All woodwork, blocking, grounds, fire-stopping, etc. to be installed as required by all applicable codes.
15. The General Contractor shall properly protect any adjoining property or work and any damage to it caused by his work or workmen shall be made good without delay. The cost of patching and replacing of such damaged work shall be borne by the General Contractor. The General Contractor shall also provide all necessary protection for his own work until final completion.
16. The construction notes and/or drawings are supplied to illustrate the design and general types of construction desired and are intended to imply the finest quality of construction, material, and workmanship throughout.
17. The General Contractor shall maintain a current and complete set of construction documents at the site during construction for use of all trades. All Contractors shall be familiar with all drawings and specifications.
18. Appliances, fixtures, and equipment supplied by Owner shall be delivered to the building by Owner, brought into the job site and installed by General Contractor as per manufacturers specifications. Coordinate with Owner for specific items, sizes and requirements, delivery times, and dates.
19. Use of any design shown on these drawings for any purpose other than this project is unauthorized.
20. Plumbing, mechanical, HVAC, and electrical work shall be performed by persons licensed in their trades, who shall arrange for and obtain inspections and required sign-offs.
21. All building materials stored at the construction area, and/or any area of the building are to be secured in a locked area. Access to such areas to be controlled by Owner and General Contractor.
22. Construction operations will be confined to normal working hours: 7 AM to 6 PM, Mondays through Saturdays, or as allowed by the Owner and local regulations.
23. Drawings are not to be scaled for dimensions and/or sizes. The General Contractor shall be responsible for measuring existing field conditions prior to commencement of work and periodically during progress of work to verify all critical dimensions. Any deviation from dimensions indicated on drawings is to be approved by the Architect.
24. Any changes or modifications, which deviate from the intent of plans, must be approved by the Architect prior to construction. Changes affecting the agreed upon contract sum must be approved in writing prior to construction along with altered schedule of values for said work.
25. The Contractor shall obtain all permits, file all certifications of insurance and provide any and all bonds necessary (including sidewalk bond if required), and shall pay for same prior to the start of work. He is to perform and will retain and pay for all required inspections during the course of the work.
26. All work, for all trades, shall be done in a first class manner by experienced mechanics, skilled in their trade.
27. The General Contractor shall be responsible for ascertaining compatibility of all his materials and assemblies, and guarantees such.
28. The Contractor is responsible for maintaining a clean and organized site, free of all debris at the close of each working day. Smoking is not to be permitted. Upon final acceptance of the work at job close out leave premises "broom clean", remove labels which are not permanent, clean plumbing fixtures (free of stains), clean registers, light fixtures, and glass.
29. Construction operations will not involve interruption of heating, water, or electrical services to other portions of the building without prior approval and notice from the Owner.
30. All required exits, way of approach thereto, and way of travel from the exits to the street shall continuously be maintained free from all obstructions and impediments for unobstructed egress in case of fire or other emergency.
31. All work shall be guaranteed against defects for a period of one (1) year from the established date of substantial completion, unless otherwise noted, or from the date of final acceptance of the installation. Any portion of the work, which develops defects during that time, shall be replaced or repaired in a manner satisfactory to the Owner at no additional cost.

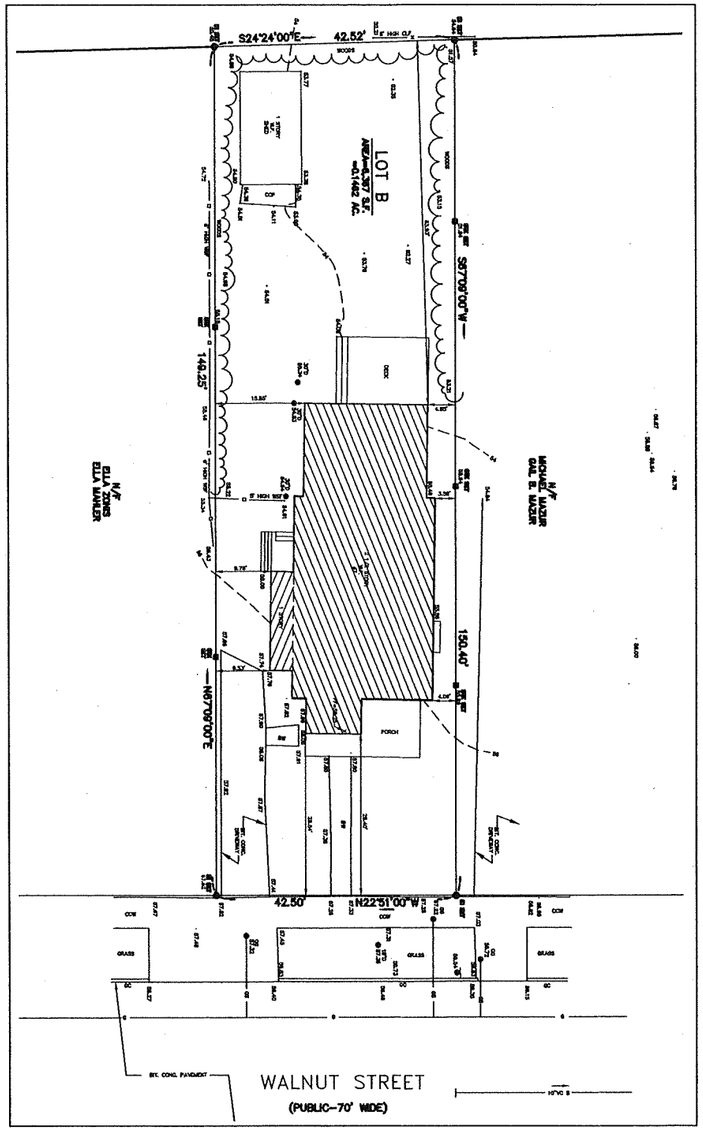

NOTE: ALL SITE INFORMATION FROM REGISTERED SURVEY BY MERRIMACK ENGINEERING SERVICES 66 PARK ST. ANDOVER, MA 01810 978-475-3555

1 SITE PLAN
SCALE: 1"= 16'-0"

7 WALNUT AVE.

AVON HILL RENOVATION 7 WALNUT AVENUE, CAMBRIDGE, MASSACHUSETTS

HAJIAN
ARCHITECTS

26 WILLIAMS STREET
Watertown, MA 02472
Telephone 617.926.8282
Facsimile 617.926.8280

The Contractor shall verify all dimensions at the site and promptly notify the architect in writing of any discrepancies.

No. Date Revision

The use of these plans and specifications is restricted to the original site for which they were prepared, and publication thereof is expressly limited to such use. Reuse, reproduction or publication by any method in whole or in part is prohibited. Title to the plans and specifications and authorization of their use remains with the architect and visual contact with them constitutes prima facie evidence of the acceptance of these restrictions.

© 2021 Hajian Architects Inc.

LIST OF DRAWINGS

T-1	GENERAL NOTES, INDEX, SITE PLAN
EX-1.0	EXISTING BASEMENT PLAN
EX-1.1	EXISTING FIRST FLOOR PLAN
EX-1.2	EXISTING SECOND FLOOR PLAN
EX-1.3	EXISTING ATTIC FLOOR PLAN
EX-1.4	EXISTING ROOF PLAN
EX-1.5	EXISTING SHED PLAN & ELEVATIONS
EX-2.0	EXISTING WEST ELEVATION (FRONT)
EX-2.1	EXISTING NORTH ELEVATION (DRIVEWAY)
EX-2.2	EXISTING EAST ELEVATION (REAR)
EX-2.3	EXISTING SOUTH ELEVATION
A-1.1	PROPOSED FIRST FLOOR PLAN
A-1.2	PROPOSED SECOND FLOOR PLAN
A-1.3	PROPOSED ATTIC FLOOR PLAN
A-1.4	PROPOSED ROOF PLAN
A-2.1	PROPOSED WEST & EAST ELEVATIONS (FRONT & REAR)
A-2.2	PROPOSED NORTH ELEVATION (DRIVEWAY)
A-2.3	PROPOSED SOUTH ELEVATION
A-2.4	PROPOSED SHED PLAN & ELEVATIONS

SCALE	AS NOTED
DATE	9-1-21
DRAWN BY	-
JOB NO.	21-04

DRAWING NO. T-1

SHEET 1 OF 19

SYMBOL KEY NOTES

EXISTING WALLS TO REMAIN

0 1' 2' 3' 4' 5' 10' 15'

BASEMENT GROSS SQUARE FOOTAGE = 8810 SF

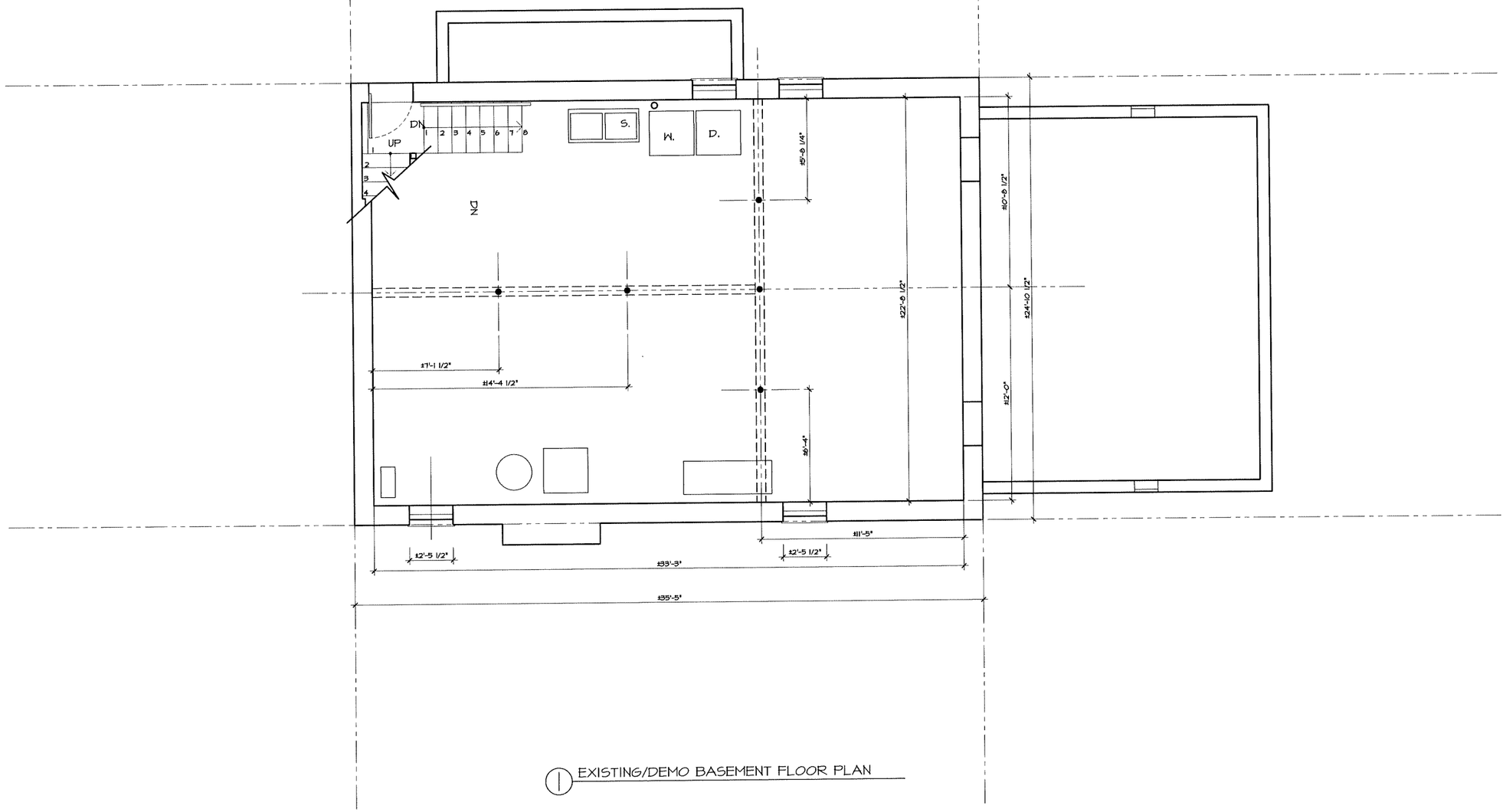

1 EXISTING/DEMO BASEMENT FLOOR PLAN

The Contractor shall verify all dimensions at the site and promptly notify the architect in writing of any discrepancies.

No. Date Revision

HAJIAN ARCHITECTS

29 Williams Street

Watertown, MA 02472

Telephone 617.926.8282

Facsimile 617.926.8280

The use of these plans and specifications is restricted to the original site for which they were prepared, and publication thereof is expressly limited to such use. Reuse, reproduction or publication by any method in whole or in part is prohibited. Title to the plans and specifications and authorization of their use remains with the architect and visual contact with them constitutes prima facie evidence of the acceptance of these restrictions.

© 2021 Hajian Architects Inc.

AVON HILL RENOVATION
7 Walnut Avenue
Cambridge, MA 02140

SCALE	1"=4'-0"
DATE	9-1-21
DRAWN BY	dh
JOB NO.	21-04

DRAWING NO. EX-1.0

SHEET ___ OF ___

SYMBOL KEY NOTES

EXISTING WALLS TO REMAIN

0 1' 2' 3' 4' 5' 10' 15'

FIRST FLOOR GROSS SQUARE FOOTAGE = 1366.7 SF

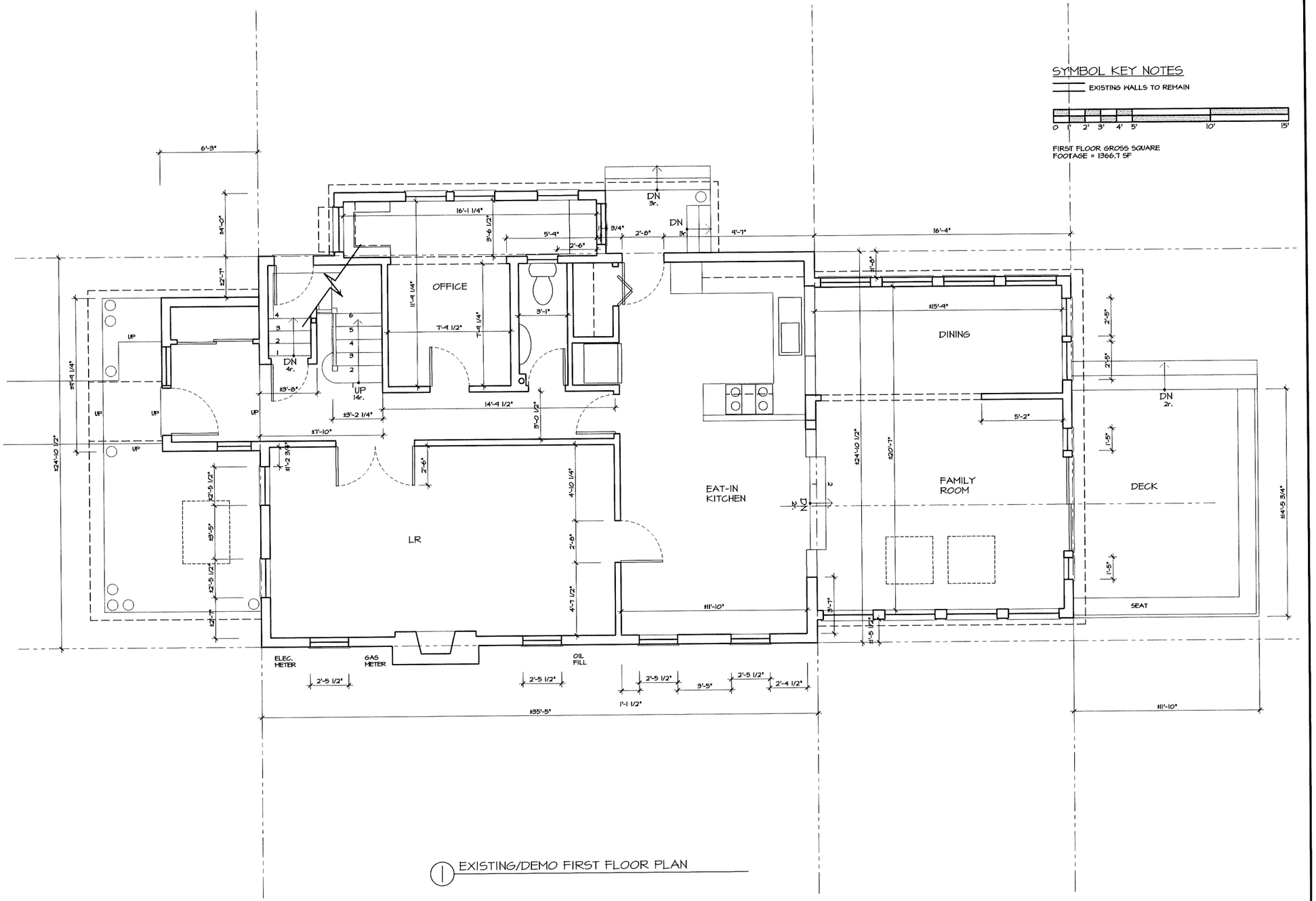

1 EXISTING/DEMO FIRST FLOOR PLAN

The Contractor shall verify all dimensions at the site and promptly notify the architect in writing of any discrepancies.

No.	Date	Revision

HAJIAN ARCHITECTS

29 Williams Street

Watertown, MA 02472

Telephone 617.926.8282

Facsimile 617.926.8280

The use of these plans and specifications is restricted to the original site for which they were prepared, and publication thereof is expressly limited to such use. Reuse, reproduction or publication by any method in whole or in part is prohibited. Title to the plans and specifications and authorization of their use remains with the architect and visual contact with them constitutes prima facie evidence of the acceptance of these restrictions.

© 2021 Hajian Architects Inc.

AVON HILL RENOVATION
7 Walnut Avenue
Cambridge, MA 02140

SCALE	1"=4'-0"
DATE	9-1-21
DRAWN BY	dh
JOB NO.	21-04

DRAWING NO. EX1.1

SHEET ____ **OF** ____

SYMBOL KEY NOTES

EXISTING WALLS TO REMAIN

0 1' 2' 3' 4' 5' 10' 15'

SECOND FLOOR GROSS
SQUARE FOOTAGE = 881.0 SF

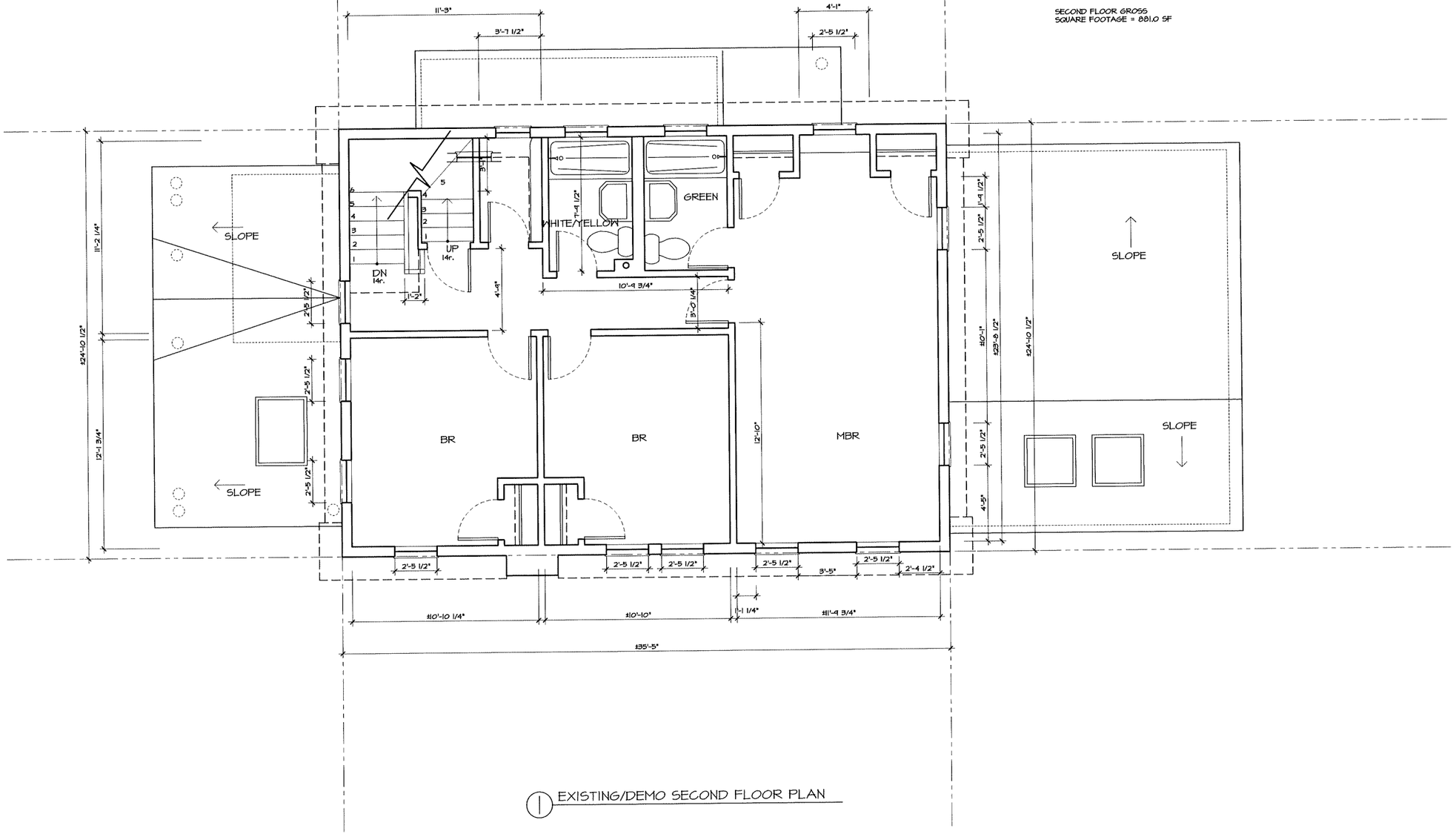

1 EXISTING/DEMO SECOND FLOOR PLAN

The Contractor shall verify all dimensions at the site and promptly notify the architect in writing of any discrepancies.

No.	Date	Revision

HAJIAN ARCHITECTS

29 Williams Street

Watertown, MA 02472

Telephone 617.926.8282

Facsimile 617.926.8280

The use of these plans and specifications is restricted to the original site for which they were prepared, and publication thereof is expressly limited to such use. Reuse, reproduction or publication by any method in whole or in part is prohibited. Title to the plans and specifications and authorization of their use remains with the architect and visual contact with them constitutes prima facie evidence of the acceptance of these restrictions.

© 2021 Hajian Architects Inc.

AVON HILL RENOVATION
7 Walnut Avenue
Cambridge, MA 02140

SCALE	1"=4'-0"
DATE	9-1-21
DRAWN BY	dh
JOB NO.	21-04

DRAWING NO. EX1.2

SHEET ___ OF ___

SYMBOL KEY NOTES

EXISTING WALLS TO REMAIN

0 1' 2' 3' 4' 5' 10' 15'

SECOND FLOOR GROSS
SQUARE FOOTAGE = 567.5 SF
OVER 5' = 412.9 SF

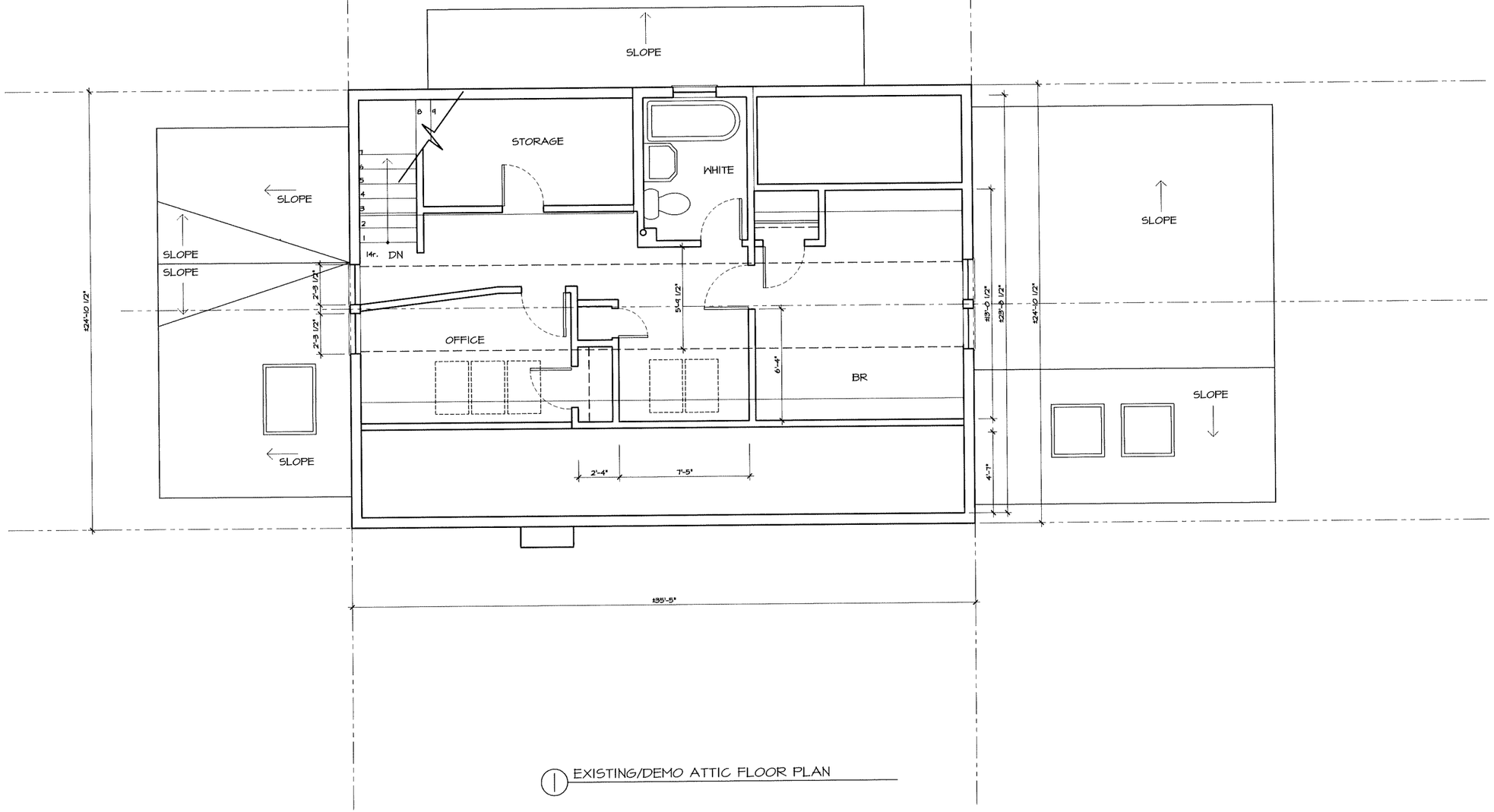

1 EXISTING/DEMO ATTIC FLOOR PLAN

The Contractor shall verify all dimensions at the site and promptly notify the architect in writing of any discrepancies.

No. Date Revision

HAJIAN ARCHITECTS

29 Williams Street

Watertown, MA 02472

Telephone 617.926.8282

Facsimile 617.926.8280

The use of these plans and specifications is restricted to the original site for which they were prepared, and publication thereof is expressly limited to such use. Reuse, reproduction or publication by any method in whole or in part is prohibited. Title to the plans and specifications and authorization of their use remains with the architect and visual contact with them constitutes prima facie evidence of the acceptance of these restrictions.

© 2021 Hajian Architects Inc.

AVON HILL RENOVATION
7 Walnut Avenue
Cambridge, MA 02140

SCALE	1"=4'-0"
DATE	9-1-21
DRAWN BY	dh
JOB NO.	21-04

DRAWING NO. EX1.3

SHEET ___ OF ___

SYMBOL KEY NOTES

EXISTING WALLS TO REMAIN

0 1' 2' 3' 4' 5' 10' 15'

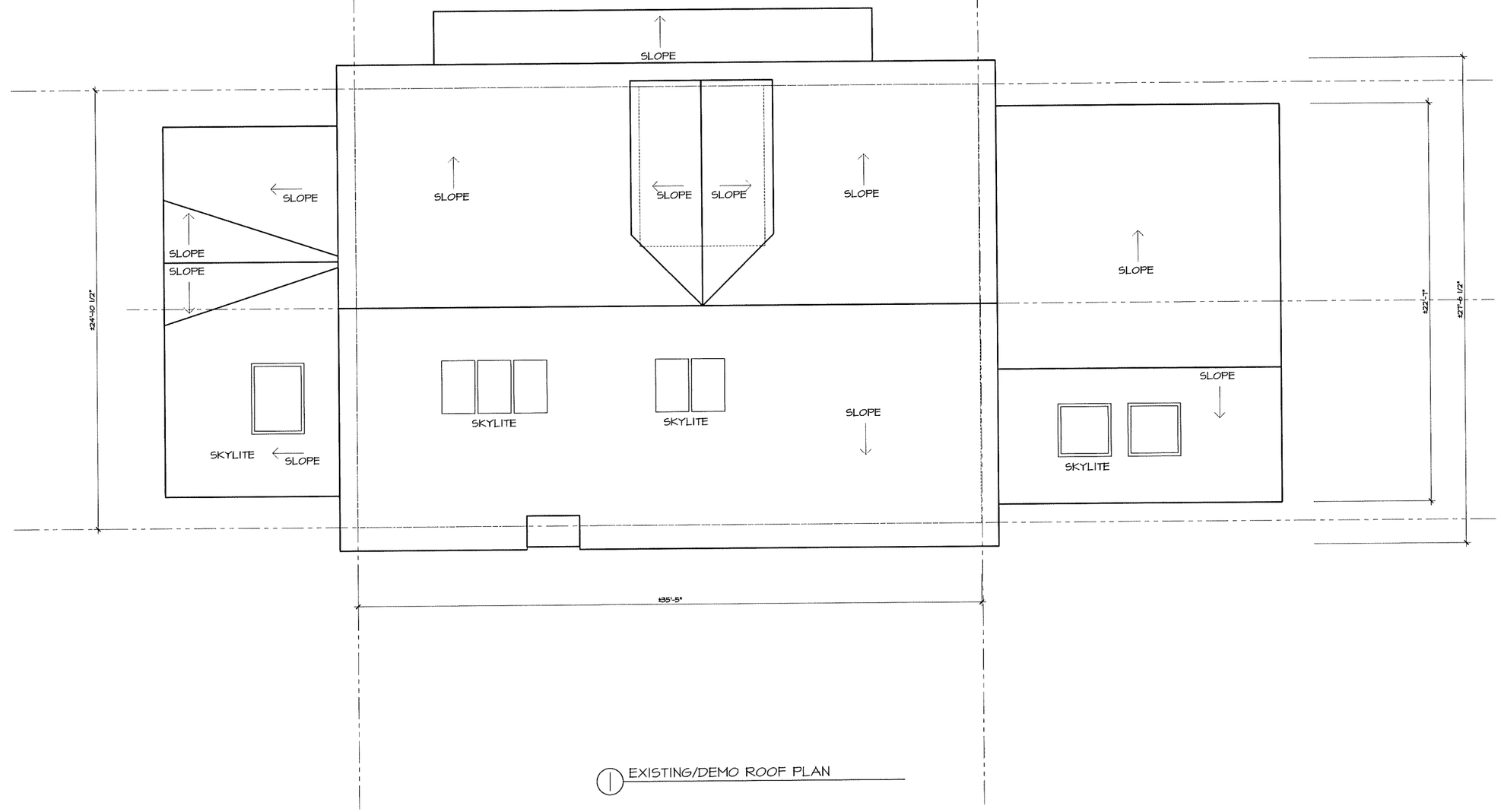

EXISTING/DEMO ROOF PLAN

The Contractor shall verify all dimensions at the site and promptly notify the architect in writing of any discrepancies.

No.	Date	Revision

HAJIAN ARCHITECTS

29 Williams Street

Watertown, MA 02472

Telephone 617.926.8282

Facsimile 617.926.8280

The use of these plans and specifications is restricted to the original site for which they were prepared, and publication thereof is expressly limited to such use. Reuse, reproduction or publication by any method in whole or in part is prohibited. Title to the plans and specifications and authorization of their use remains with the architect and visual contact with them constitutes prima facie evidence of the acceptance of these restrictions.

© 2021 Hajian Architects Inc.

AVON HILL RENOVATION

7 Walnut Avenue

Cambridge, MA 02140

SCALE	1"=4'-0"
DATE	9-1-21
DRAWN BY	dh
JOB NO.	21-04

DRAWING NO.

EX1.4

SHEET ___ OF ___

SYMBOL KEY NOTES

EXISTING WALLS TO REMAIN

0 1' 2' 3' 4' 5' 10' 15'

BASEMENT GROSS SQUARE FOOTAGE = 881.0 SF

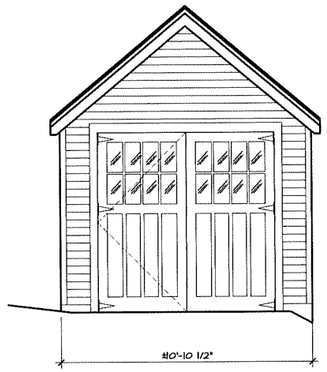

A.

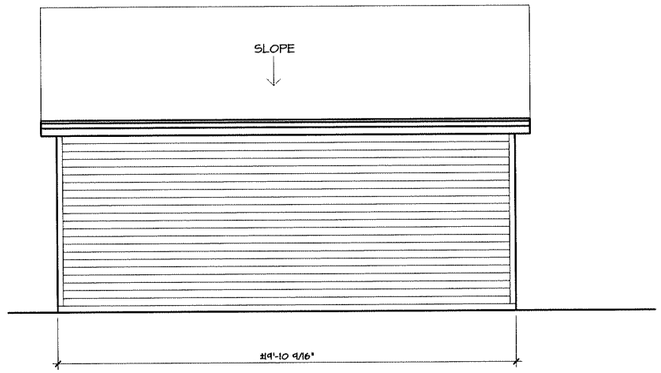

B.

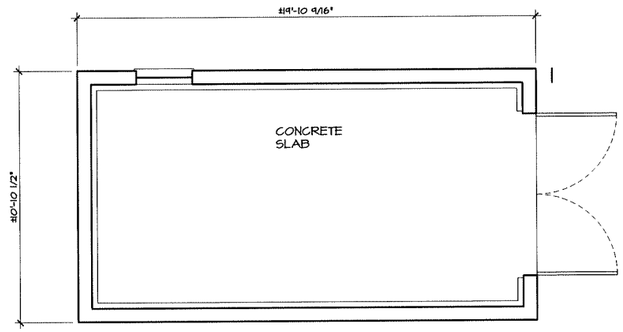

1 EXISTING SHED PLAN

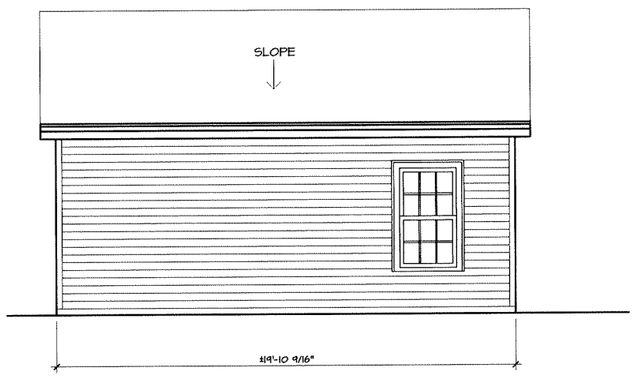

C.

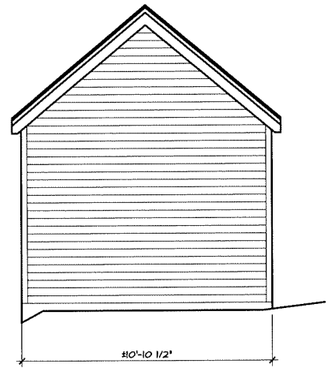

D.

2 EXISTING SHED ELEVATIONS

The Contractor shall verify all dimensions at the site and promptly notify the architect in writing of any discrepancies.

No. Date Revision

HAJIAN ARCHITECTS

29 Williams Street

Watertown, MA 02472

Telephone 617.926.8282

Facsimile 617.926.8280

The use of these plans and specifications is restricted to the original site for which they were prepared, and publication thereof is expressly limited to such use. Reuse, reproduction or publication by any method in whole or in part is prohibited. Title to the plans and specifications and authorization of their use remains with the architect and visual contact with them constitutes prima facie evidence of the acceptance of these restrictions.

© 2021 Hajian Architects Inc.

AVON HILL RENOVATION
7 Walnut Avenue
Cambridge, MA 02140

SCALE	1"=4'-0"
DATE	9-1-21
DRAWN BY	dh
JOB NO.	21-04

DRAWING NO. EX1.5

SHEET ___ OF ___

SYMBOL KEY NOTES

EXISTING WALLS TO REMAIN

0 1' 2' 3' 4' 5' 10' 15'

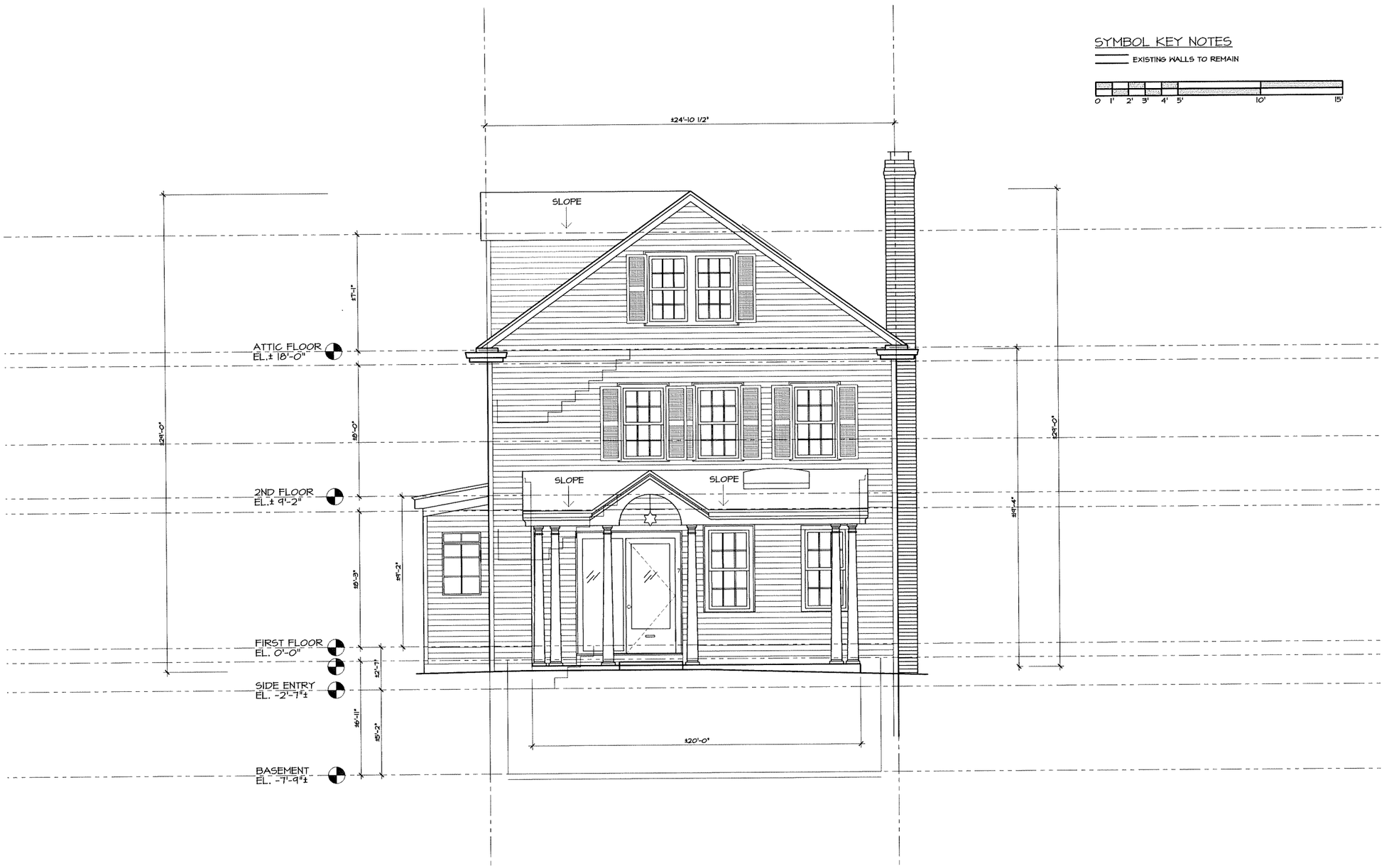

1 EXISTING WEST ELEVATION (FRONT)

The Contractor shall verify all dimensions at the site and promptly notify the architect in writing of any discrepancies.

No. Date Revision

HAJIAN ARCHITECTS

29 Williams Street

Watertown, MA 02472

Telephone 617.926.8282

Facsimile 617.926.8280

The use of these plans and specifications is restricted to the original site for which they were prepared, and publication thereof is expressly limited to such use. Reuse, reproduction or publication by any method in whole or in part is prohibited. Title to the plans and specifications and authorization of their use remains with the architect and visual contact with them constitutes prima facie evidence of the acceptance of these restrictions.

© 2021 Hajian Architects Inc.

AVON HILL RENOVATION

7 Walnut Avenue

Cambridge, MA 02140

SCALE	1"=4'-0"
DATE	9-1-21
DRAWN BY	dh
JOB NO.	21-04

DRAWING NO. EX-2.0

SHEET ____ OF ____

SYMBOL KEY NOTES

EXISTING WALLS TO REMAIN

0 1' 2' 3' 4' 5' 10' 15'

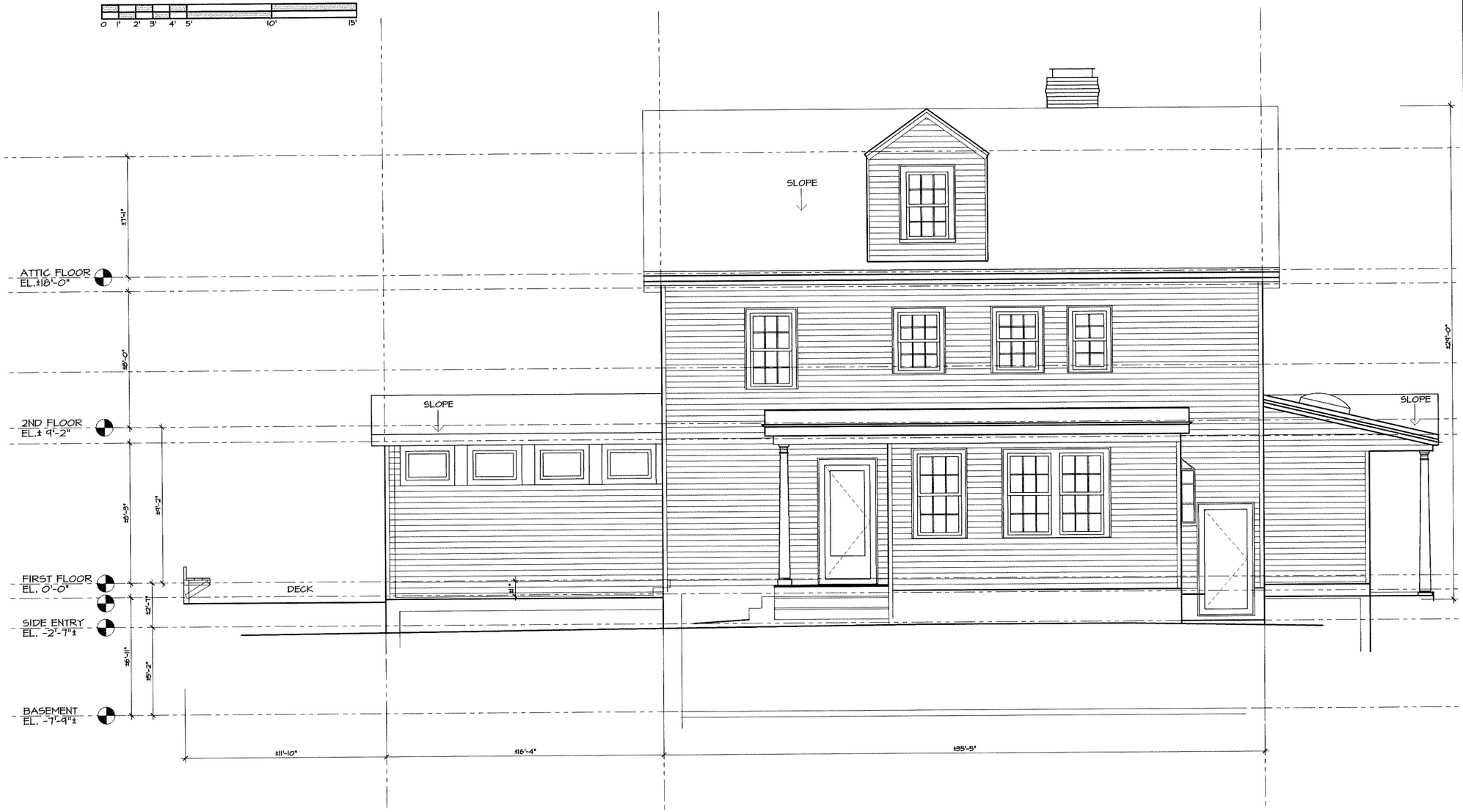

1 EXISTING NORTH ELEVATION (DRIVEWAY)

The Contractor shall verify all dimensions at the site and promptly notify the architect in writing of any discrepancies.

No. Date Revision

HAJIAN ARCHITECTS

29 Williams Street

Watertown, MA 02472

Telephone 617.926.8282

Facsimile 617.926.8280

The use of these plans and specifications is restricted to the original site for which they were prepared, and publication thereof is expressly limited to such use. Reuse, reproduction or publication by any method in whole or in part is prohibited. Title to the plans and specifications and authorization of their use remains with the architect and visual contact with them constitutes prima facie evidence of the acceptance of these restrictions.

© 2021 Hajian Architects Inc.

AVON HILL RENOVATION

7 Walnut Avenue

Cambridge, MA 02140

SCALE	1"=4'-0"
DATE	9-1-21
DRAWN BY	dh
JOB NO.	21-04

DRAWING NO. EX2.1

SHEET ___ OF ___

SYMBOL KEY NOTES

EXISTING WALLS TO REMAIN

0 1' 2' 3' 4' 5' 10' 15'

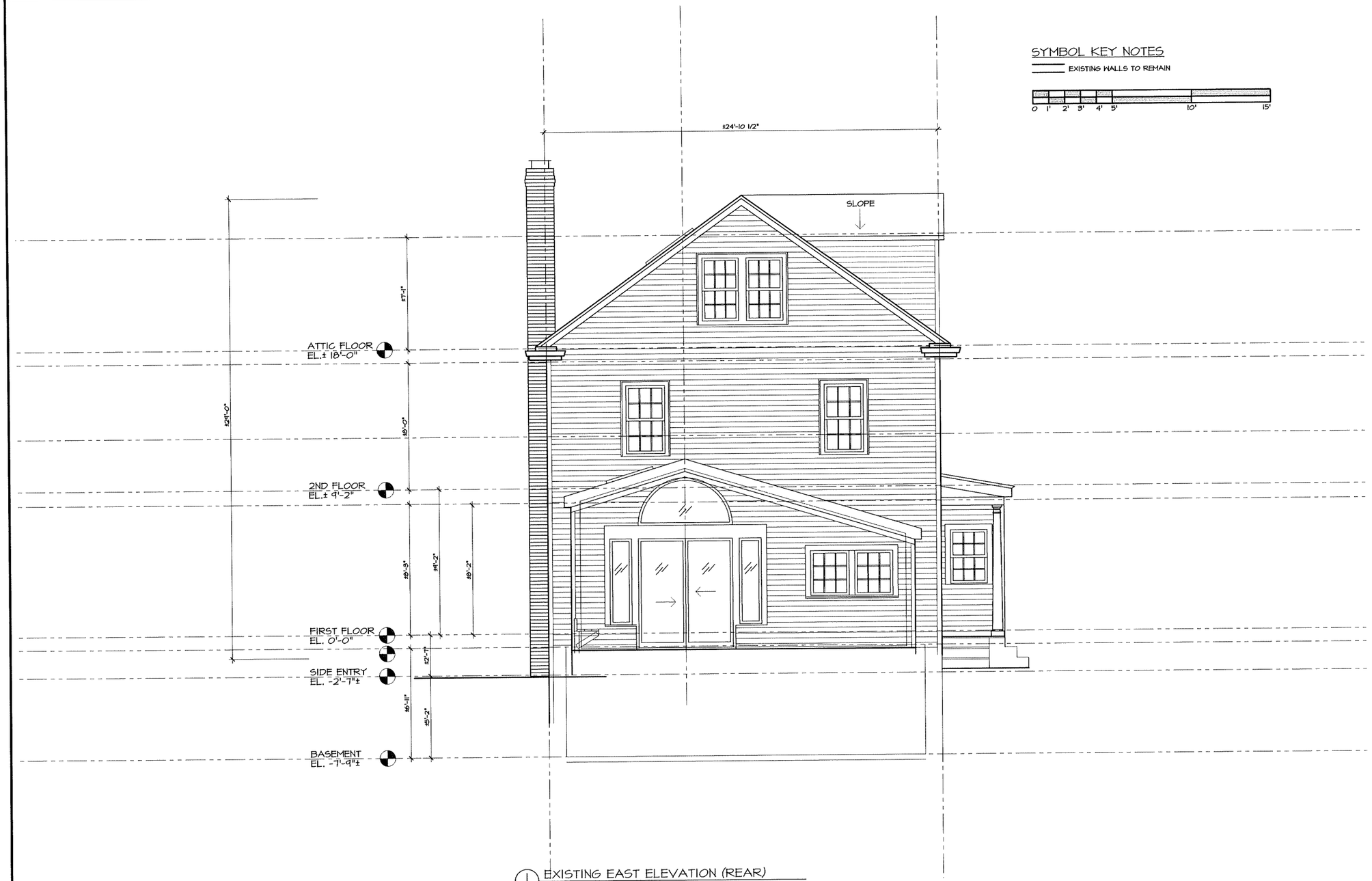

1 EXISTING EAST ELEVATION (REAR)

The Contractor shall verify all dimensions at the site and promptly notify the architect in writing of any discrepancies.

No.	Date	Revision

HAJIAN ARCHITECTS

29 Williams Street

Watertown, MA 02472

Telephone 617.926.8282

Facsimile 617.926.8280

The use of these plans and specifications is restricted to the original site for which they were prepared, and publication thereof is expressly limited to such use. Reuse, reproduction or publication by any method in whole or in part is prohibited. Title to the plans and specifications and authorization of their use remains with the architect and visual contact with them constitutes prima facie evidence of the acceptance of these restrictions.

© 2019 Hajian Architects Inc.

AVON HILL RENOVATION
7 Walnut Avenue
Cambridge, MA 02140

SCALE	1"=4'-0"
DATE	4-1-21
DRAWN BY	dh
JOB NO.	21-04

DRAWING NO. EX2.2

SHEET ___ **OF** ___

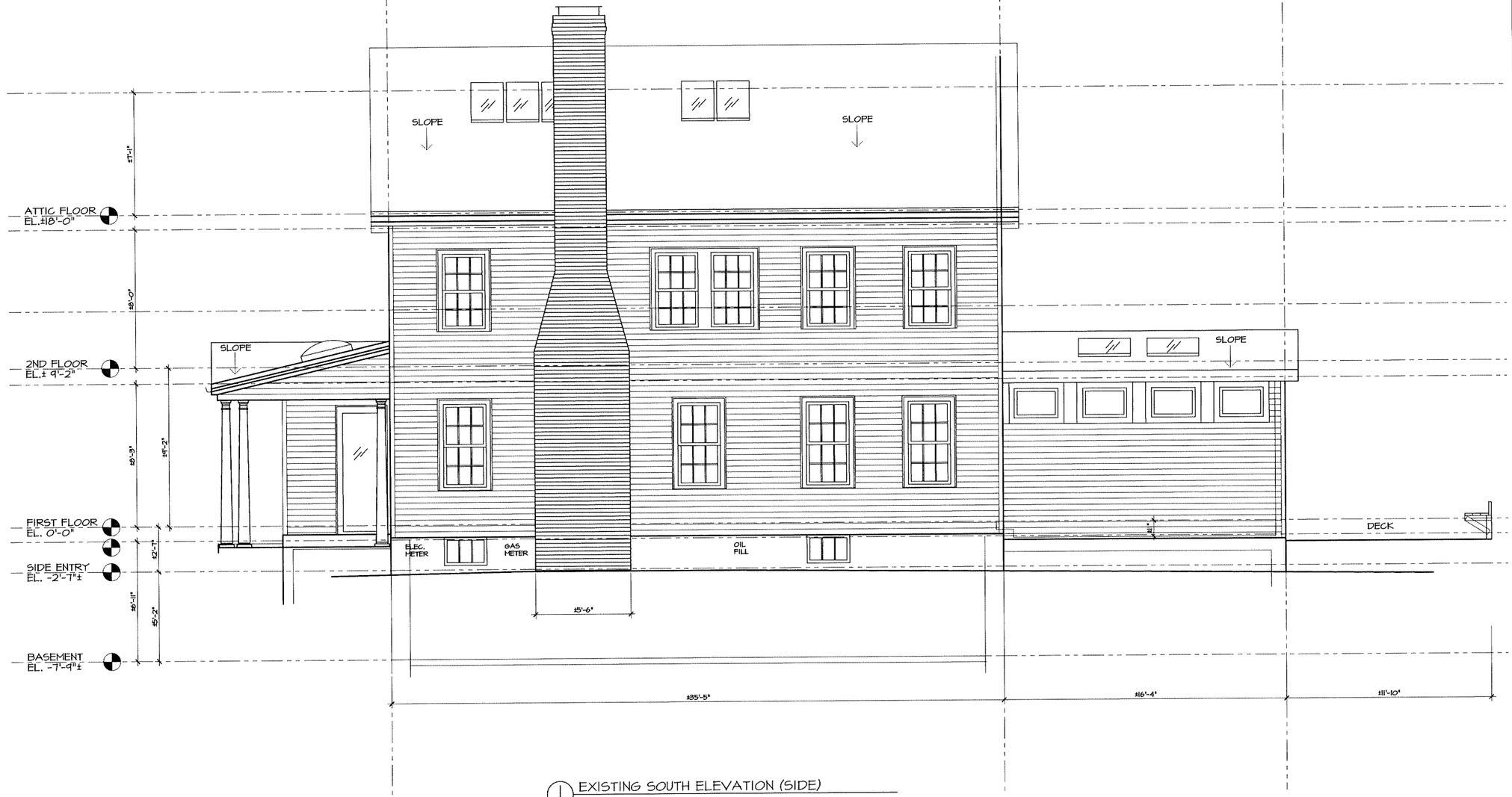

1 EXISTING SOUTH ELEVATION (SIDE)

The Contractor shall verify all dimensions at the site and promptly notify the architect in writing of any discrepancies.

No.	Date	Revision

HAJIAN ARCHITECTS

29 Williams Street

Watertown, MA 02472

Telephone 617.926.8282

Facsimile 617.926.8280

The use of these plans and specifications is restricted to the original site for which they were prepared, and publication thereof is expressly limited to such use. Reuse, reproduction or publication by any method in whole or in part is prohibited. Title to the plans and specifications and authorization of their use remains with the architect and visual contact with them constitutes prima facie evidence of the acceptance of these restrictions.

© 2021 Hajian Architects Inc.

AVON HILL RENOVATION
7 Walnut Avenue
Cambridge, MA 02140

SCALE	1"=4'-0"
DATE	9-1-21
DRAWN BY	dh
JOB NO.	21-04

DRAWING NO. EX2.3

SHEET ____ **OF** ____

SYMBOL KEY NOTES

EXISTING TO REMAIN

NEW CONSTRUCTION

EX = EXISTING WINDOW LOCATION

N = NEW WINDOW LOCATION

0 1' 2' 3' 4' 5' 10' 15'

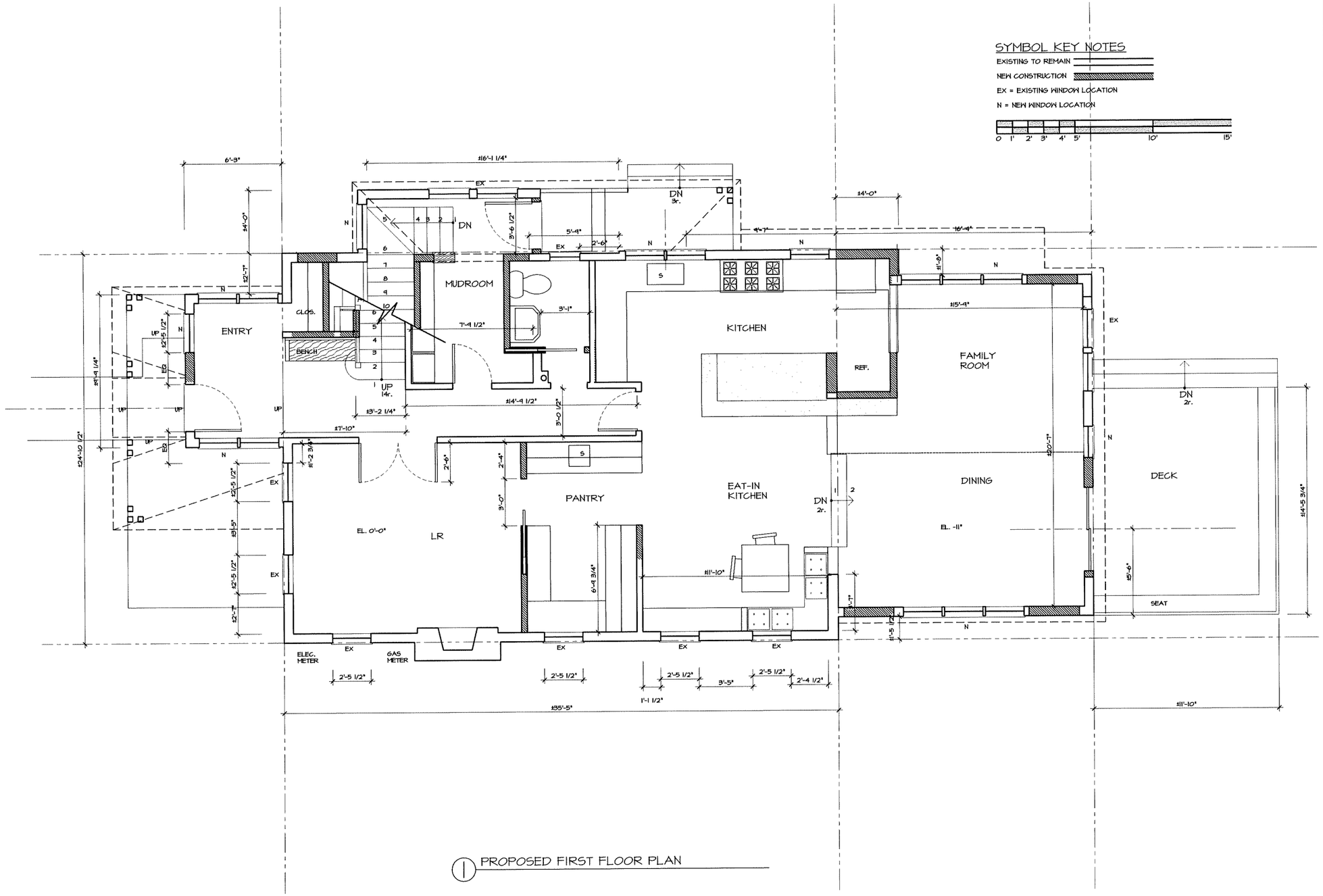

1 PROPOSED FIRST FLOOR PLAN

The Contractor shall verify all dimensions at the site and promptly notify the architect in writing of any discrepancies.

No.	Date	Revision

HAJIAN ARCHITECTS

29 Williams Street

Watertown, MA 02472

Telephone 617.926.8282

Facsimile 617.926.8280

The use of these plans and specifications is restricted to the original site for which they were prepared, and publication thereof is expressly limited to such use. Reuse, reproduction or publication by any method in whole or in part is prohibited. Title to the plans and specifications and authorization of their use remains with the architect and visual contact with them constitutes prima facie evidence of the acceptance of these restrictions.

© 2021 Hajian Architects Inc.

AVON HILL RENOVATION

7 Walnut Avenue

Cambridge, MA 02140

SCALE	1"=4'-0"
DATE	9-1-21
DRAWN BY	dh
JOB NO.	21-04

DRAWING NO. A1.1

SHEET ___ OF ___

SYMBOL KEY NOTES

EXISTING TO REMAIN

NEW CONSTRUCTION

EX = EXISTING WINDOW LOCATION

N = NEW WINDOW LOCATION

0 1' 2' 3' 4' 5' 10' 15'

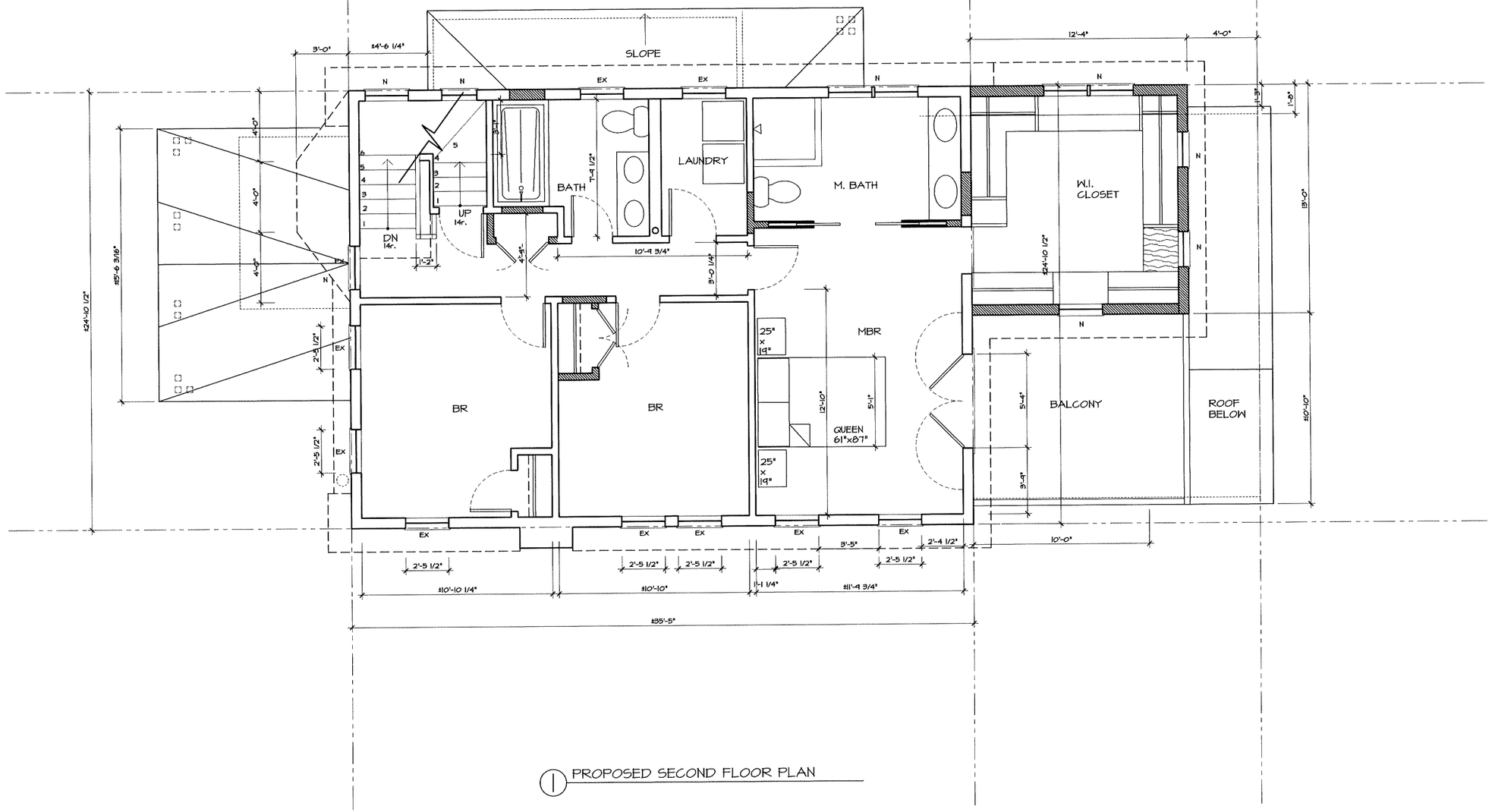

1 PROPOSED SECOND FLOOR PLAN

The Contractor shall verify all dimensions at the site and promptly notify the architect in writing of any discrepancies.

No.	Date	Revision

HAJIAN ARCHITECTS

29 Williams Street

Watertown, MA 02472

Telephone 617.926.8282

Facsimile 617.926.8280

The use of these plans and specifications is restricted to the original site for which they were prepared, and publication thereof is expressly limited to such use. Reuse, reproduction or publication by any method in whole or in part is prohibited. Title to the plans and specifications and authorization of their use remains with the architect and visual contact with them constitutes prima facie evidence of the acceptance of these restrictions.

© 2021 Hajian Architects Inc.

AVON HILL RENOVATION

7 Walnut Avenue

Cambridge, MA 02140

SCALE	1"=4'-0"
DATE	9-1-21
DRAWN BY	dh
JOB NO.	21-04

DRAWING NO. A1.0

SHEET ___ OF ___

SYMBOL KEY NOTES

EXISTING TO REMAIN

NEW CONSTRUCTION

EX = EXISTING WINDOW LOCATION

N = NEW WINDOW LOCATION

0 1' 2' 3' 4' 5' 10' 15'

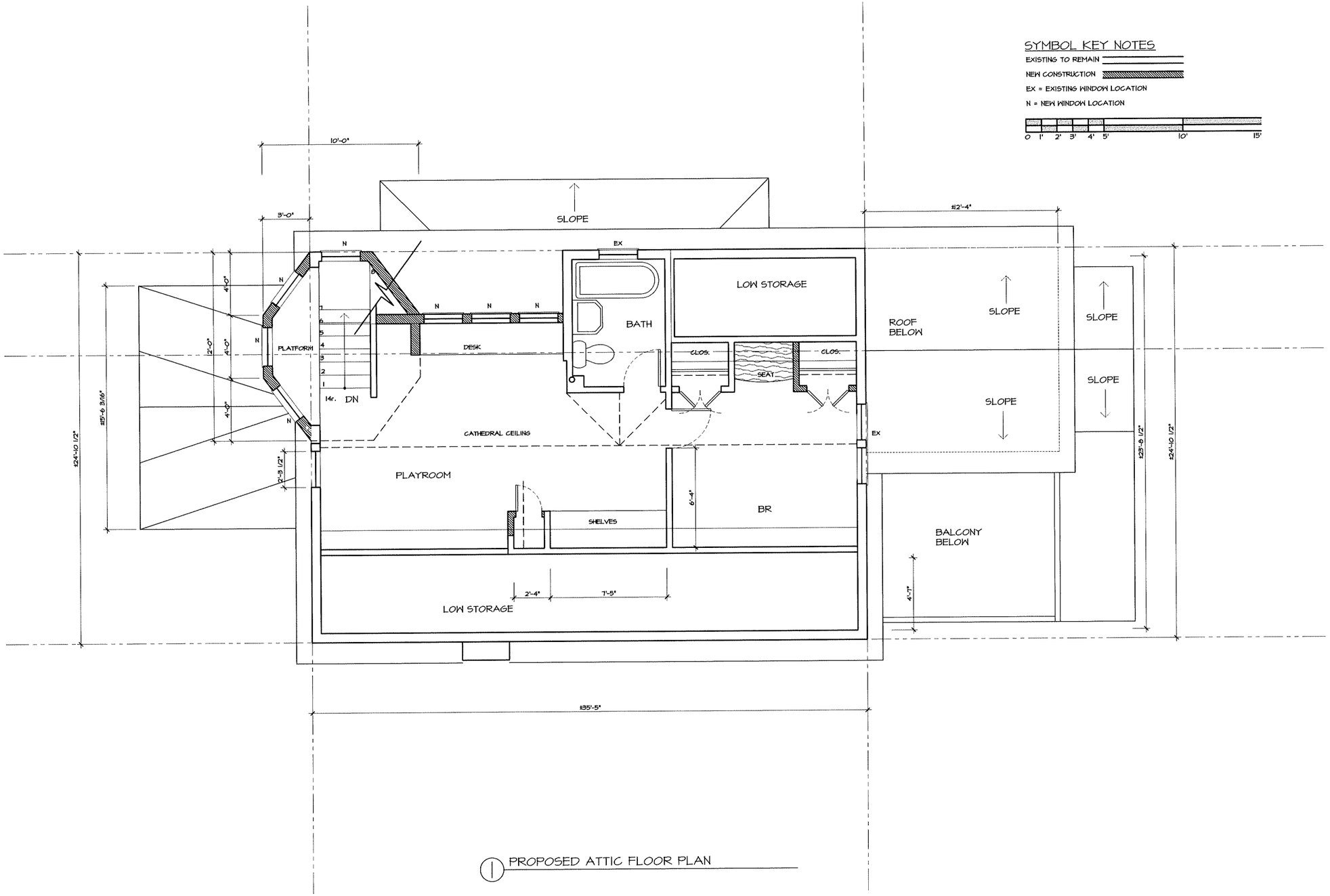

1 PROPOSED ATTIC FLOOR PLAN

The Contractor shall verify all dimensions at the site and promptly notify the architect in writing of any discrepancies.

No. Date Revision

HAJIAN ARCHITECTS

29 Williams Street

Watertown, MA 02472

Telephone 617.926.8282

Facsimile 617.926.8280

The use of these plans and specifications is restricted to the original site for which they were prepared, and publication thereof is expressly limited to such use. Reuse, reproduction or publication by any method in whole or in part is prohibited. Title to the plans and specifications and authorization of their use remains with the architect and visual contact with them constitutes prima facie evidence of the acceptance of these restrictions.

© 2021 Hajian Architects Inc.

AVON HILL RENOVATION

7 Walnut Avenue

Cambridge, MA 02140

SCALE	1"=4'-0"
DATE	9-1-21
DRAWN BY	dh
JOB NO.	21-04

DRAWING NO. A1.03

SHEET ___ OF ___

SYMBOL KEY NOTES

EXISTING TO REMAIN

NEW CONSTRUCTION

EX = EXISTING WINDOW LOCATION

N = NEW WINDOW LOCATION

0 1' 2' 3' 4' 5' 10' 15'

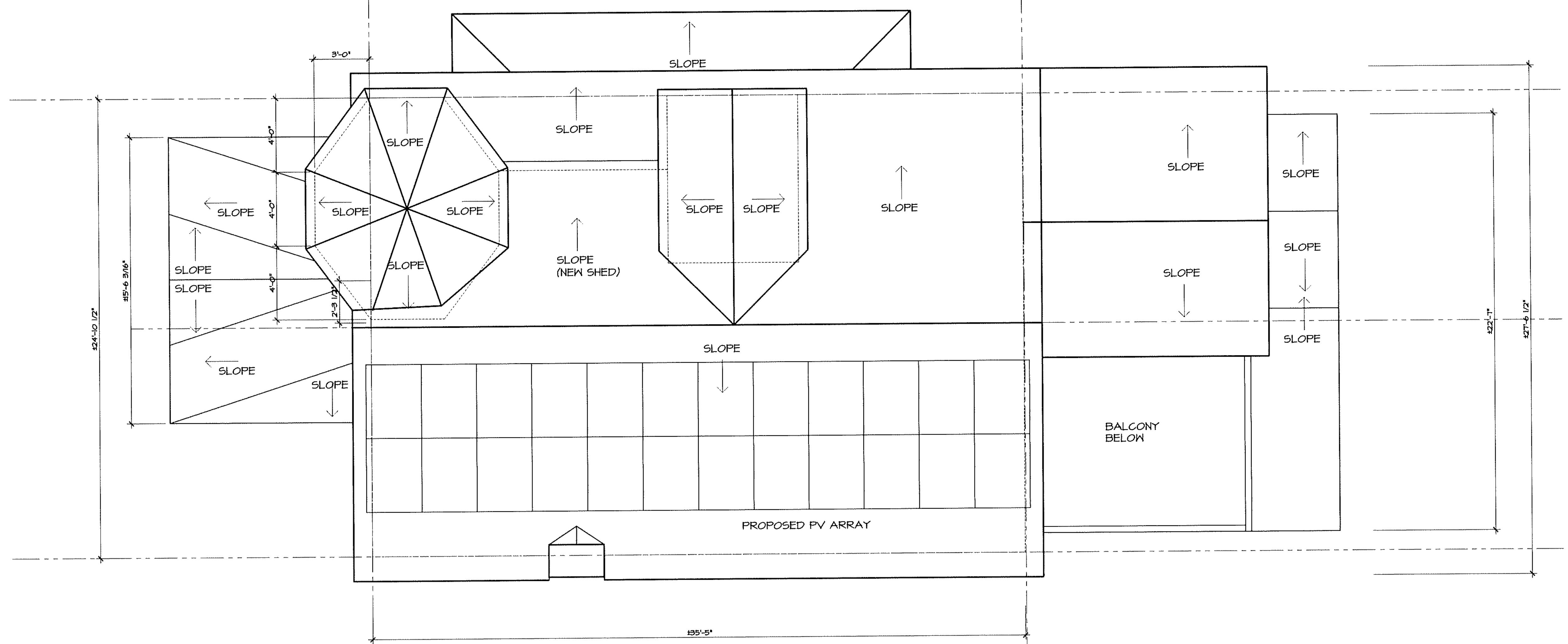

1 PROPOSED ROOF PLAN

The Contractor shall verify all dimensions at the site and promptly notify the architect in writing of any discrepancies.

No. Date Revision

HAJIAN ARCHITECTS

29 Williams Street

Watertown, MA 02472

Telephone 617.926.8282

Facsimile 617.926.8280

The use of these plans and specifications is restricted to the original site for which they were prepared, and publication thereof is expressly limited to such use. Reuse, reproduction or publication by any method in whole or in part is prohibited. Title to the plans and specifications and authorization of their use remains with the architect and visual contact with them constitutes prima facie evidence of the acceptance of these restrictions.

© 2021 Hajian Architects Inc.

AVON HILL RENOVATION

7 Walnut Avenue

Cambridge, MA 02140

SCALE	1"=4'-0"
DATE	9-1-21
DRAWN BY	dh
JOB NO.	21-04

DRAWING NO.

A1.4

SHEET ____ **OF** ____

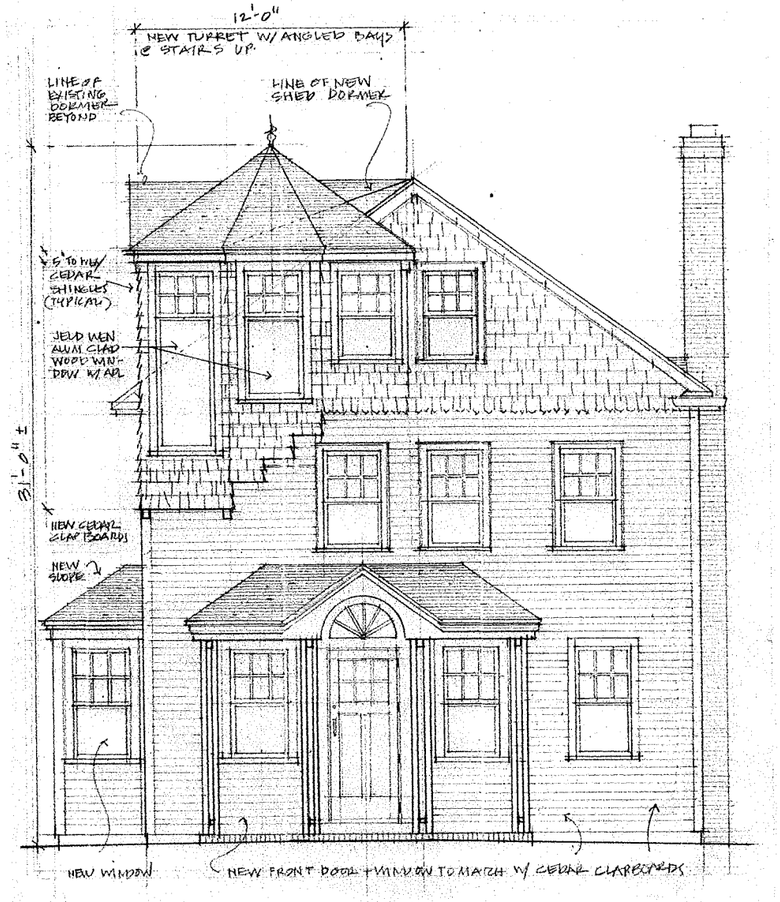

WEST ELEVATION : PROPOSED
SCALE : 1/4" = 1'-0"

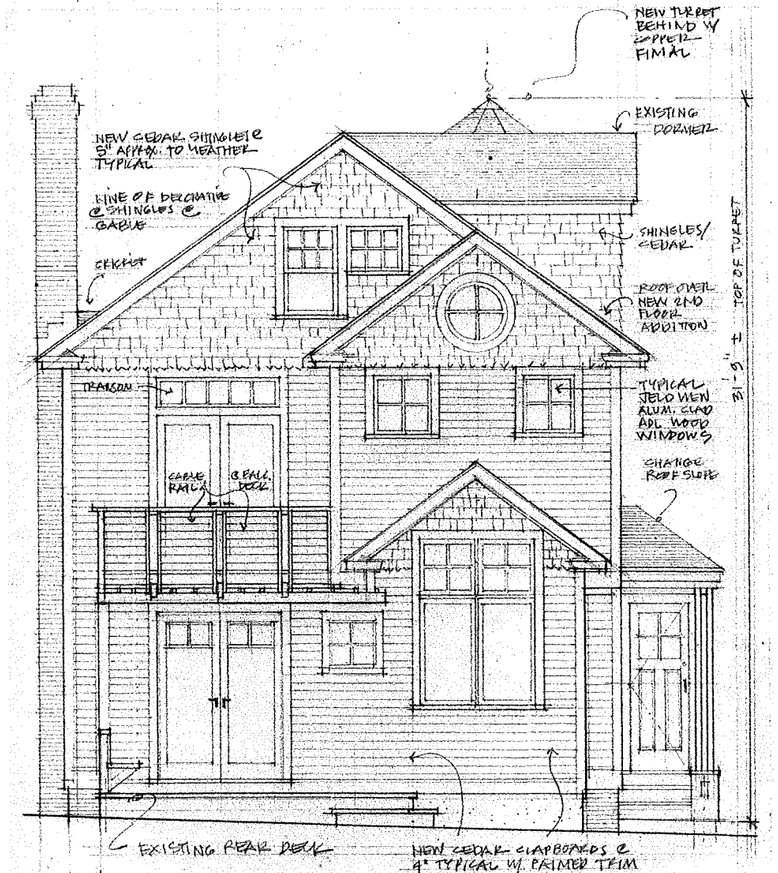

EAST ELEVATION : PROPOSED
SCALE : 1/4" = 1'-0"

The Contractor shall verify all dimensions at the site and promptly notify the architect in writing of any discrepancies.

No.	Date	Revision

HAJIAN ARCHITECTS

29 Williams Street
Watertown, MA 02472
Telephone 617.926.8282
Facsimile 617.926.8280

The use of these plans and specifications is restricted to the original site for which they were prepared, and publication thereof is expressly limited to such use. Reuse, reproduction or publication by any method in whole or in part is prohibited. Title to the plans and specifications and authorization of their use remains with the architect and visual contact with them constitutes prima facie evidence of the acceptance of these restrictions.

© 2021 Hajian Architects Inc.

0 1' 2' 3' 4' 5' 10' 15'

AVON HILL RENOVATION
7 Walnut Avenue
Cambridge, MA 02140

SCALE	1"=4'-0"
DATE	9-1-21
DRAWN BY	dh
JOB NO.	21-04

DRAWING NO. A-2.1

SHEET ___ OF ___

NORTH ELEVATION - DRIVEWAY SIDE
SCALE: 1/4" = 1'-0"

The Contractor shall verify all dimensions at the site and promptly notify the architect in writing of any discrepancies.

No.	Date	Revision

HAJIAN ARCHITECTS

29 Williams Street
Watertown, MA 02472
Telephone 617.926.8282
Facsimile 617.926.8280

The use of these plans and specifications is restricted to the original site for which they were prepared, and publication thereof is expressly limited to such use. Reuse, reproduction or publication by any method in whole or in part is prohibited. Title to the plans and specifications and authorization of their use remains with the architect and visual contact with them constitutes prima facie evidence of the acceptance of these restrictions.

© 2021 Hajian Architects Inc.

0 1' 2' 3' 4' 5' 10' 15'

AVON HILL RENOVATION
7 Walnut Avenue
Cambridge, MA 02140

SCALE	1"=4'-0"
DATE	9-1-21
DRAWN BY	dh
JOB NO.	21-04

DRAWING NO. A-2.0

SHEET ___ OF ___

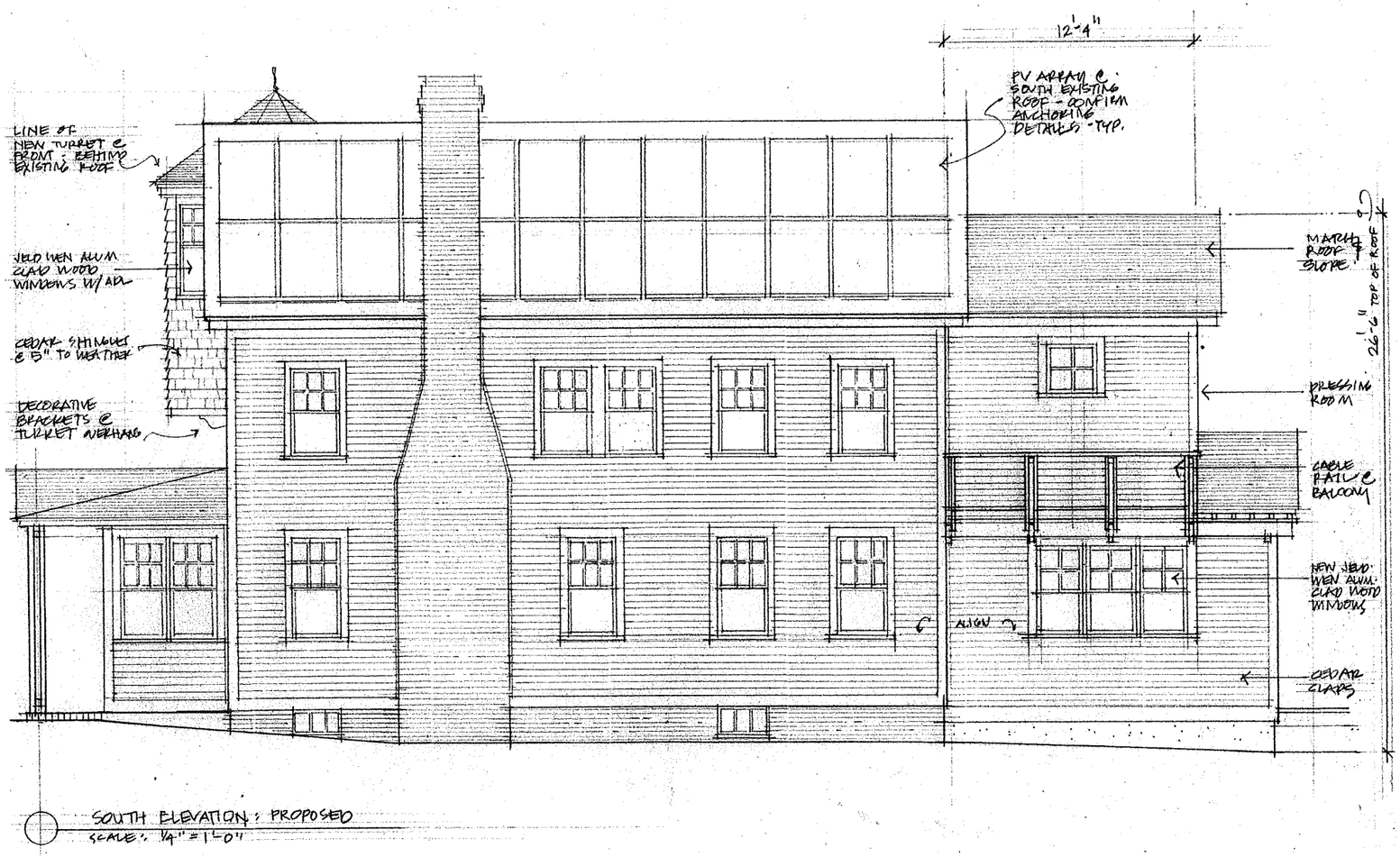

SOUTH ELEVATION : PROPOSED
SCALE: 1/4" = 1'-0"

The Contractor shall verify all dimensions at the site and promptly notify the architect in writing of any discrepancies.

No.	Date	Revision

HAJIAN ARCHITECTS

29 Williams Street
Watertown, MA 02472
Telephone 617.926.8282
Facsimile 617.926.8280

The use of these plans and specifications is restricted to the original site for which they were prepared, and publication thereof is expressly limited to such use. Reuse, reproduction or publication by any method in whole or in part is prohibited. Title to the plans and specifications and authorization of their use remains with the architect and visual contact with them constitutes prima facie evidence of the acceptance of these restrictions.

© 2021 Hajian Architects Inc.

0 1' 2' 3' 4' 5' 10' 15'

AVON HILL RENOVATION
7 Walnut Avenue
Cambridge, MA 02140

SCALE	1"=4'-0"
DATE	9-1-21
DRAWN BY	dh
JOB NO.	21-04

DRAWING NO. A-2.3

SHEET ___ OF ___

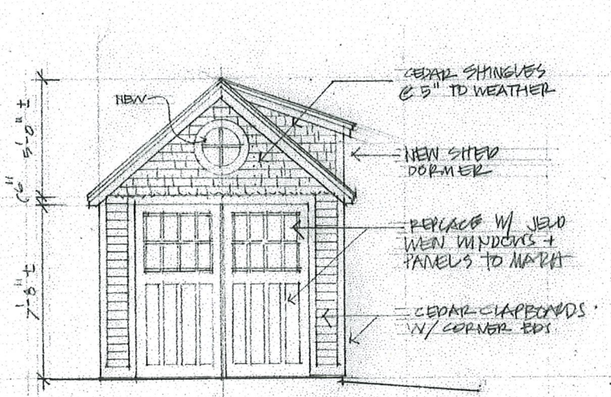

ELEVATION "A": PROPOSED

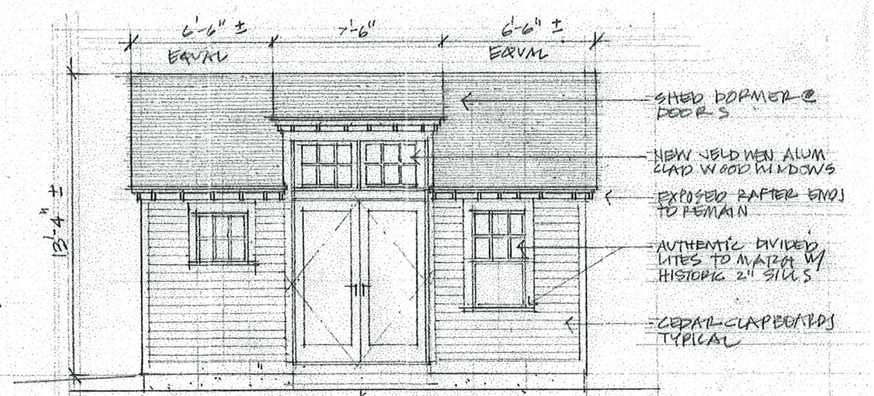

ELEVATION "C": PROPOSED

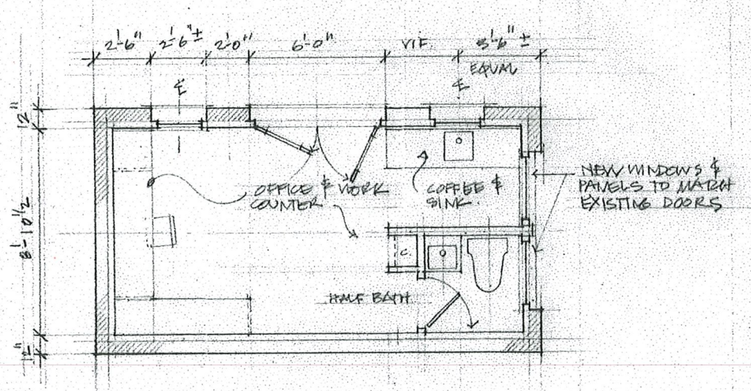

PROPOSED ACCESSORY OFFICE
SCALE: 1/4" = 1'-0"

The Contractor shall verify all dimensions at the site and promptly notify the architect in writing of any discrepancies.

No. Date Revision

HAJIAN ARCHITECTS
29 Williams Street
Watertown, MA 02472
Telephone 617.926.8282
Facsimile 617.926.8280

The use of these plans and specifications is restricted to the original site for which they were prepared, and publication thereof is expressly limited to such use. Reuse, reproduction or publication by any method in whole or in part is prohibited. Title to the plans and specifications and authorization of their use remains with the architect and visual contact with them constitutes prima facie evidence of the acceptance of these restrictions.

© 2021 Hajian Architects Inc.

0 1' 2' 3' 4' 5' 10' 15'

AVON HILL RENOVATION
7 Walnut Avenue
Cambridge, MA 02140

SCALE	1"=4'-0"
DATE	9-1-21
DRAWN BY	dh
JOB NO.	21-04

DRAWING NO. A-2.4

SHEET ___ OF ___