



Cambridge Police Department BridgeStat

April 2025

Produced by the Crime Analysis Unit



Part I Total Crime

An analysis of the serious crime statistics for the first four months of 2025 points to a significant increase of 20% in the Part One index total for Cambridge when compared with 2024. During the first four months of the year, there were 1,071 serious crimes reported in the City. For the same time period in 2024, the combined total for Murder, Rape, Robbery, Aggravated Assault, Burglary, Larceny & Auto theft was 894 incidents. When measured against the five-year average, a 30% rise in the crime index has been registered.

Further analysis of the crime totals through April 28th of 2025 indicates that violent crimes recorded a 30% increase when compared with last year. There was one homicide, 11 rapes, 23 robberies, and 99 aggravated assaults recorded from the beginning of the year through April 28, 2025.

The numbers indicate that property crimes rose 18% during the first four months of 2025 with an additional 146 crimes reported over the 2024 total. The 67% increase in shoplifting during the beginning of 2025 is the key trend indicator that has driven the upward curve in the property crime index.

When analyzing the serious crime totals of April 2025 versus the previous month of March 2025, there was a decrease of 3% in the number of index incidents, with eight fewer crimes reported.

	4 Week Snapshot			Year to Date			Five Year	
	3/4/25 - 3/31/25	4/1/25 - 4/28/25	Change	2024	2025	Change	Avg	Change
Total Violent Crime	28	34	21%	103	134	30%	107	25%
Total Property Crime	223	209	-6%	791	937	18%	718	31%
Total Part I Crime	251	243	-3%	894	1071	20%	825	30%



Part I Property Crime

Analysis of property crime totals for the first four months of 2025 reveals an 18% increase when measured against the 2024 total for the same time frame and a 31% rise above the five-year average of 718.

A few of the property crime categories recorded decreases when measured against the first four months of 2024, including a 39% decrease in housebreaks. However, those that saw increases were key to the 18% rise in the property crime total thus far into 2025. Most notably, a 67% jump in shopliftings (up 173 incidents) is driving the overall upswing.

	4 Week Snapshot				Year to Date			Five Year	
	3/4/25 - 3/31/25	4/1/25 - 4/28/25	Change		2024	2025	Change	Avg	Change
Burglary	18	12	-33%		78	70	-10%	72	-3%
Commercial Break	5	7	40%		12	30	150%	16	88%
Housebreak	13	5	-62%		66	40	-39%	56	-29%
Larceny	201	190	-5%		679	840	24%	615	37%
Larceny (Misc)	4	4	0%		25	17	-32%	20	-15%
Larceny from Building	13	12	-8%		63	58	-8%	64	-9%
Larceny from MV	26	14	-46%		83	79	-5%	110	-28%
Larceny from Person	2	8	300%		26	26	0%	28	-7%
Larceny from Residence	29	39	34%		123	128	4%	114	12%
Larceny of Bicycle	30	27	-10%		87	93	7%	103	-10%
Larceny of Plate	1	1	0%		9	5	-44%	10	-50%
Larceny of Services	2	0	-100%		5	3	-40%	6	-50%
Shoplifting	94	85	-10%		258	431	67%	159	171%
Auto Theft	4	7	75%		34	27	-21%	32	-16%
Total Property Crime	223	209	-6%		791	937	18%	718	31%



Part I Violent Crime

From January 1st to April 28th of 2025, there were 134 violent crimes recorded in Cambridge, 31 incidents (+30%) above last year's total of 103 incidents and 27 incidents (+25%) above the 107 crimes forecasted for the first few months of the year.

There were 11 rapes reported in Cambridge in the first four months of 2025, which is up one incident from 2024.

The trend observed during the past couple years of a high percentage of aggravated assaults and street robberies occurring in Central Square has continued into 2025. Forty-one of the 99 aggravated assaults year-to-date (or 41%) have been reported in Central Square, as well as 12 of the 16 street robberies (or 75%).

On January 13, 2025, shortly before 11:30pm, the first homicide in the City in over a year was reported in North Cambridge. One victim, 21-year-old Angel Nieves of Springfield and formerly of Cambridge, was located with multiple gunshot wounds outside of a residence on Clifton Street. He was transported to a local hospital where he was later pronounced deceased. This incident remains under active investigation.

	<u>4 Week Snapshot</u>			<u>Year to Date</u>			<u>Five Year</u>	
	3/4/25 - 3/31/25	4/1/25 - 4/28/25	Change	2024	2025	Change	Avg	Change
Homicide	0	0	IN-CALC	0	1	IN-CALC	0	IN-CALC
Rape	4	4	0%	10	11	10%	11	0%
Robbery	2	7	250%	24	23	-4%	26	-12%
Commercial Robbery	0	3	IN-CALC	6	7	17%	8	-13%
Street Robbery	2	4	100%	18	16	-11%	18	-11%
Aggravated Assault	22	23	5%	69	99	43%	70	41%
Total Violent Crime	28	34	21%	103	134	30%	107	25%



MURDER

No Patterns

- On January 13, 2025, shortly before 11:30pm, the first homicide in the City in over a year was reported in North Cambridge. One victim, 21-year-old Angel Nieves of Springfield and formerly of Cambridge, was located with multiple gunshot wounds outside of a residence on Clifton Street. He was transported to a local hospital where he was later pronounced deceased. This incident remains under active investigation.
- There were no murders recorded in Cambridge in 2024. This has happened only four other times in the past 20 years—in 2004, 2007, 2010, and 2022.
- In the last reported homicide in Cambridge prior to the January 2025 incident, officers responded to the area of 10 Magazine Street in Central Square shortly after midnight on November 23, 2023. Two individuals with gunshot wounds were located and transported to a Boston hospital. One victim, 27-year-old Danasia Greene of Cambridge, was pronounced deceased at the hospital. The second victim, a 26-year-old male from Boston, was treated for non-life-threatening injuries. It remains under investigation.
- On March 27, 2021, there was a fatal shooting that occurred at approximately 12:40 a.m. on Pemberton Street. The victim was reportedly located unconscious outside his vehicle by a passerby who called 911. The victim was transported to Mount Auburn Hospital where he later died. The victim has been identified as Xavier Louis-Jacques, 19, of Cambridge. The investigation is ongoing.

Percent Change*

Last 4 Weeks

Previous Year

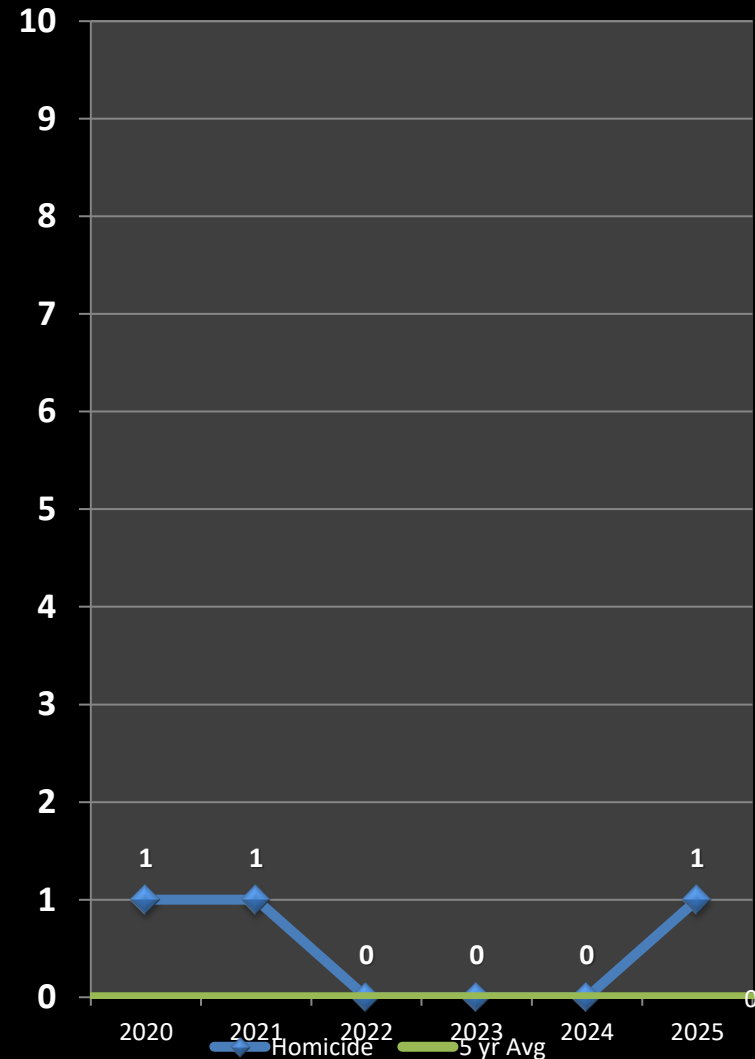
5-Year Average

In-cal

In-cal

In-cal

*IN -CALC: Percentages are not calculated for numbers so small as to present a statistically misleading percentage.





RAPE

No Patterns

- There have been 11 rapes reported in Cambridge through April 28th of 2025. This is up one incident (+10%) from the ten rapes reported during the first four months of 2024 and is in line with the five-year weighted average of 11.
- The rapes reported so far in 2025 have been categorized as three domestic assaults, six acquaintance rapes, and two contact incidents.
- The total number of reported rapes tends to fluctuate from year to year, but the number of stranger-to-stranger rapes reported each year in Cambridge—typically between one and ten—remains extremely low.

Percent Change*

Last 4 Weeks

0%

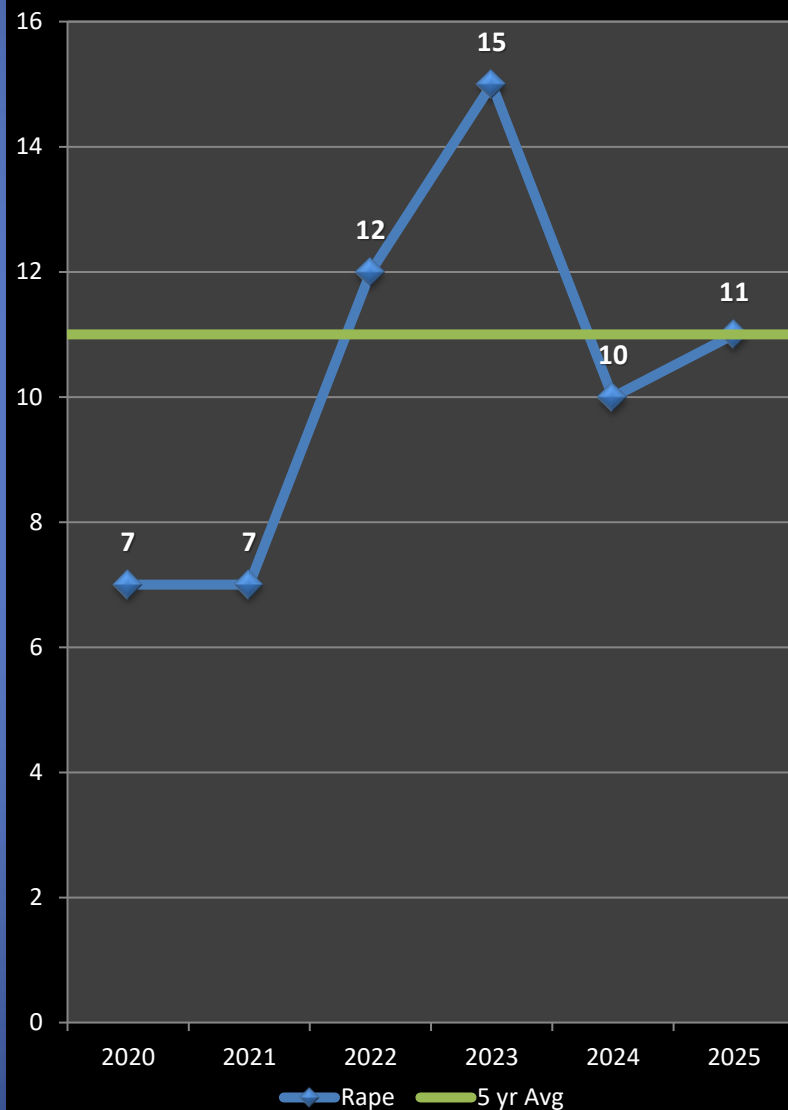
Previous Year

+10%

5-Year Average

0%

*IN -CAL: Percentages are not calculated for numbers so small as to present a statistically misleading percentage.





AGGRAVATED ASSAULT

No Patterns

- The total of 99 aggravated assaults reported through April 28, 2025, was 30 crimes (43%) more than 2024 when compared to the same time frame. The total thus far is also 41% above the five-year average of 70.
- The 99 aggravated assaults reported thus far in 2025 have been comprised of the following classifications: 31 unprovoked scenarios; 13 domestic altercations; 12 on police officers; 11 acquaintances assaults; 7 each for shop owner/patron assaults and traffic and parking assaults; 4 juvenile assaults; 3 each of affrays/brawls and unhoused assaults; two each of landlord/neighbor incidents, drug deals and workplace assaults; and one each of psychotic episodes and bar/alcohol-related attacks. The 43% increase is due to rises in a majority of these categories when compared to the same time frame last year, particularly an increase in unprovoked assaults from 12 last year to 31 this year, and assaults on police, which rose from four last year to 12 this year.
- The trend observed during the past couple years of a high percentage of aggravated assaults occurring in Central Sq and on peripheral side streets appears to have continued into 2025. Forty-one of the 99 aggravated assaults year-to-date (or 41%) have been reported in Central Square.
- There have been four confirmed shots fired incidents in Cambridge through April 28, 2025. Three have resulted in gunshot wounds (two non-fatal and one homicide) and one resulted in no injuries. Through the same time period in 2024, there were two confirmed shots fired incidents with no injuries reported. (NOTE: A shots fired incident inside the Harvard Square MBTA Station on 4/20/25 occurred on MBTA Police jurisdiction and is not counted in our shooting numbers.)

Percent Change

Last 4 Weeks

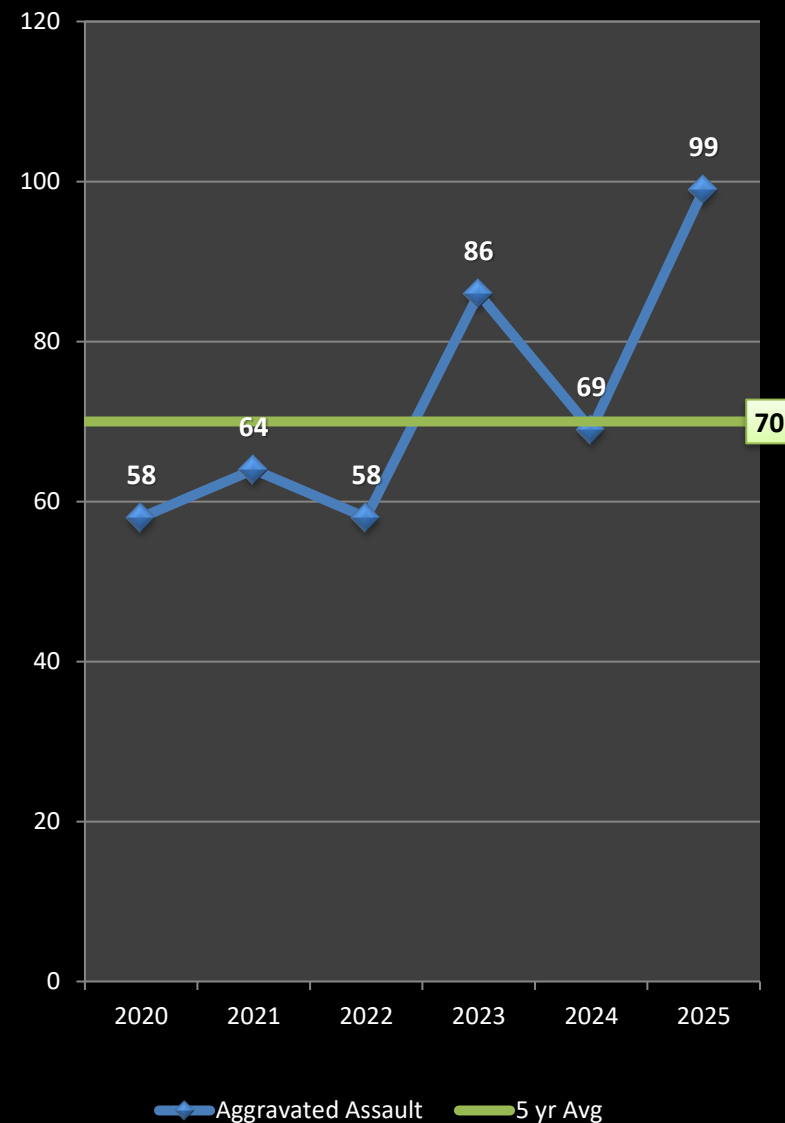
+5%

Previous Year

+43%

5-Year Average

+41%

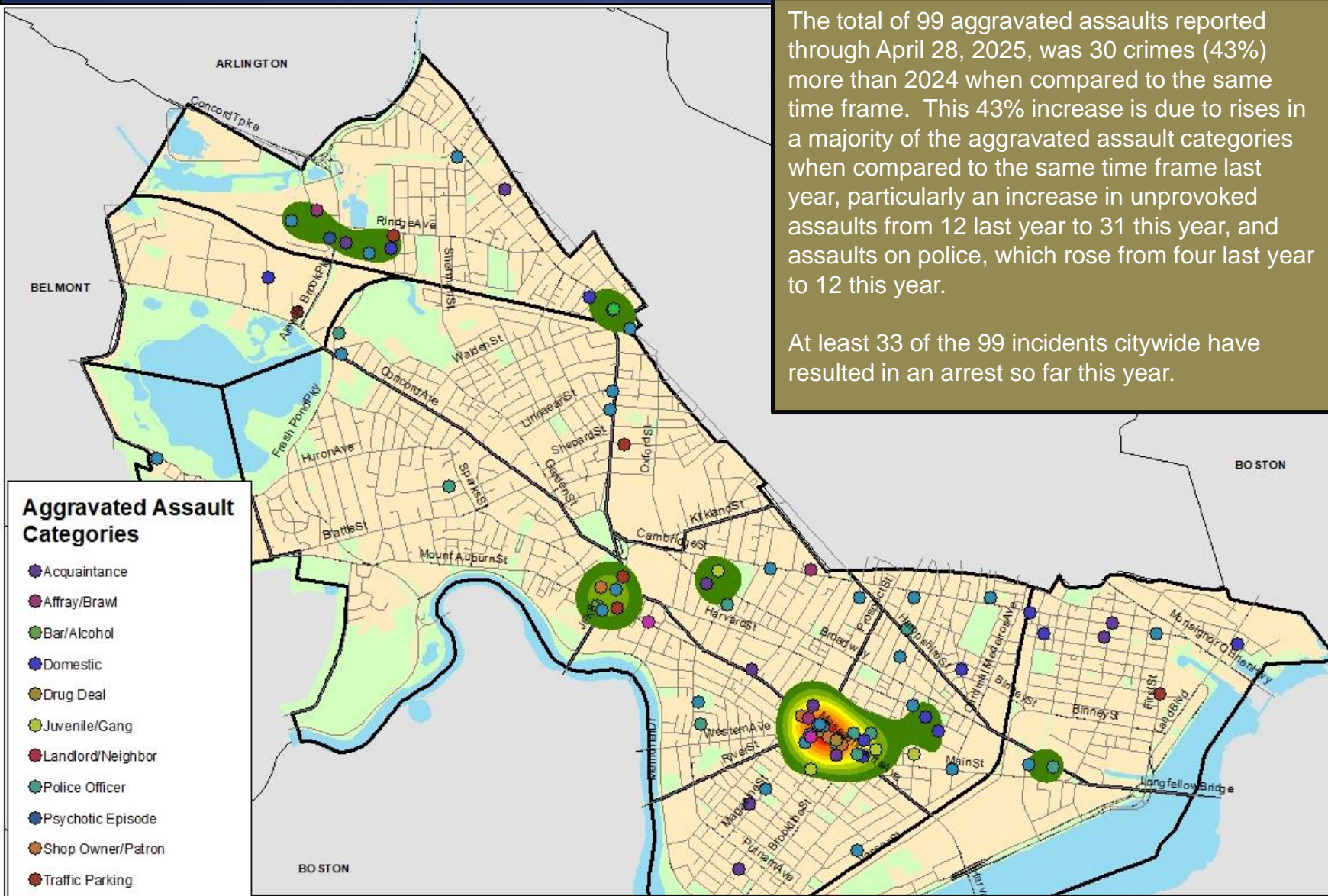




Geographic Breakdown of Aggravated Assaults: 1.1.25 – 4.28.25

The total of 99 aggravated assaults reported through April 28, 2025, was 30 crimes (43%) more than 2024 when compared to the same time frame. This 43% increase is due to rises in a majority of the aggravated assault categories when compared to the same time frame last year, particularly an increase in unprovoked assaults from 12 last year to 31 this year, and assaults on police, which rose from four last year to 12 this year.

At least 33 of the 99 incidents citywide have resulted in an arrest so far this year.



- Aggravated Assault Categories**
- Acquaintance
 - Affray/Brawl
 - Bar/Alcohol
 - Domestic
 - Drug Deal
 - Juvenile/Gang
 - Landlord/Neighbor
 - Police Officer
 - Psychotic Episode
 - Shop Owner/Patron
 - Traffic Parking
 - Unhoused
 - Unprovoked
 - Workplace

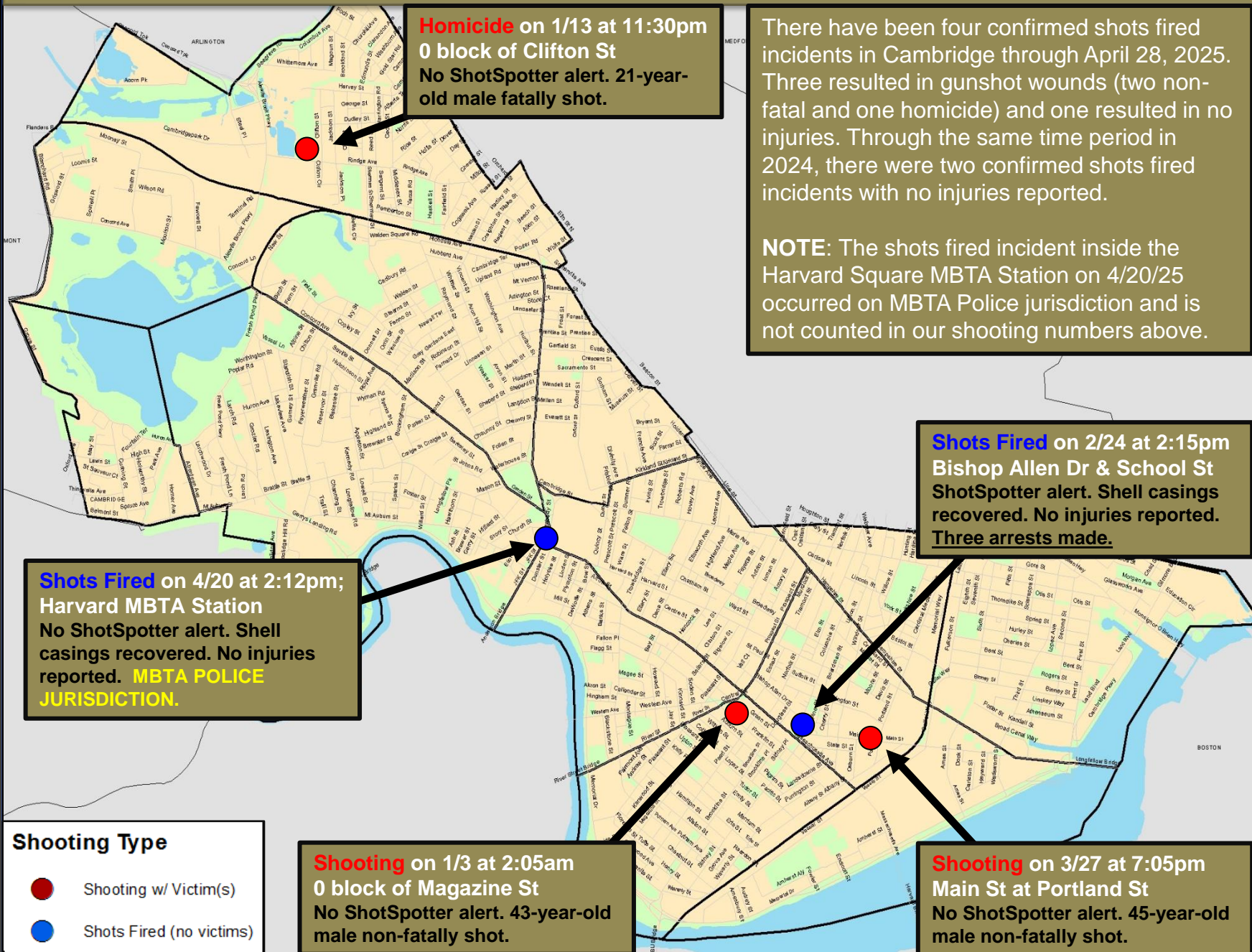
Central Square has recorded 41 assaults year-to-date. However, only 11 have been unprovoked and two were classified as between unhoused individuals. A hot spot is also emerging in Harvard Square, along with smaller ones up in Alewife and Porter Square.



Shootings & Shots Fired in Cambridge: 1.1.25 – 4.28.25

Cambridge Police BridgeStat

April
2025





Robbery

No Patterns

- The five-year average for overall robbery in Cambridge for the first four months of the year is 26 incidents. Through April 28 of 2025, 23 robberies were recorded, which translates to a 12% decrease below both the projected total and a 4% drop below the 24 robberies counted for the same time in 2024.
- There have been seven commercial robberies reported year-to-date in 2025. This total is up one incident (17%) from the six robberies reported through April 28 of 2024 and is down one (-13%) below the five-year average of eight. Five of the seven have involved shoplifting incidents at department stores and convenience stores in Central Sq and Porter Sq that escalated into robberies.
- Street robberies year-to-date in 2025 are down two incidents (11%) from both the 18 reported through this time in 2024 and the five-year average of 18. There are no street robbery patterns at the present time.
- Twelve of the 16 street robberies reported thus far in 2025 have take place in Central Square. This is similar to a trend seen in this area that began in 2021 and continued throughout all of 2022 and much of 2023 and 2024. Multiple incidents in this area have involved unhoused individuals as victims and/or suspects.

Percent Change

Last 4 Weeks

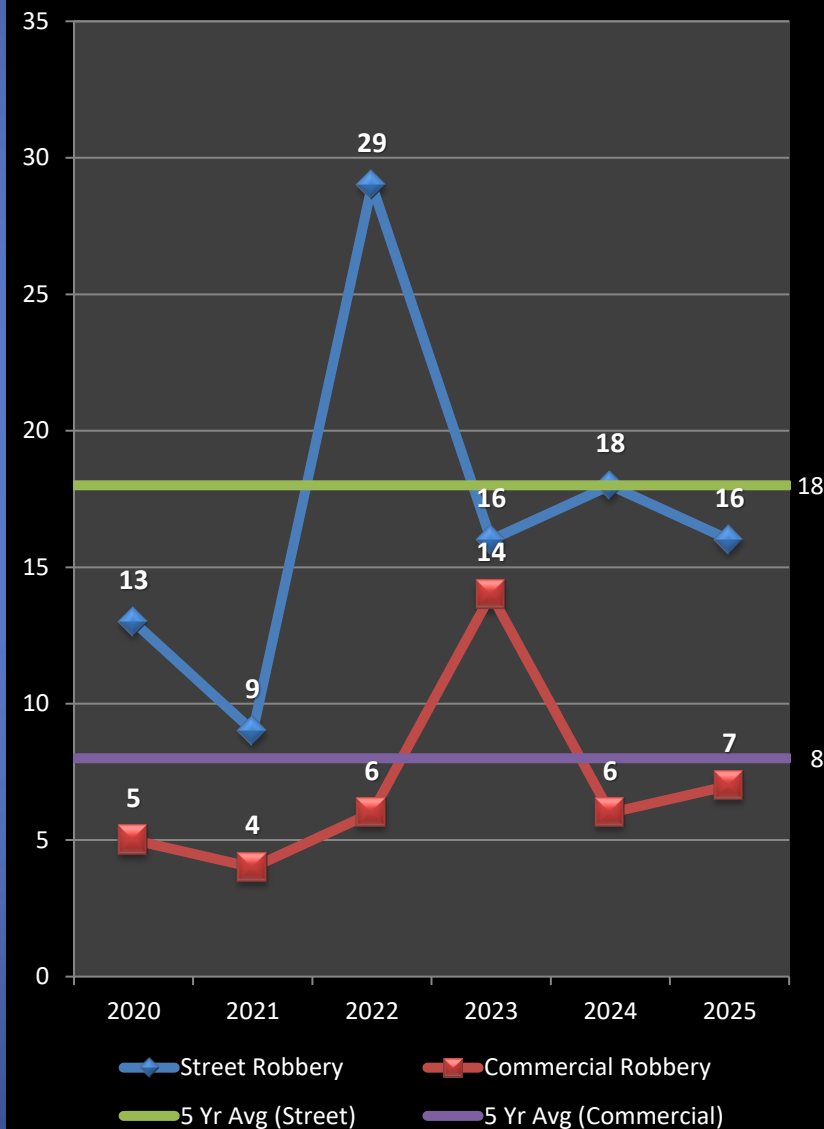
+250%

Previous Year

-4%

5-Year Average

-12%

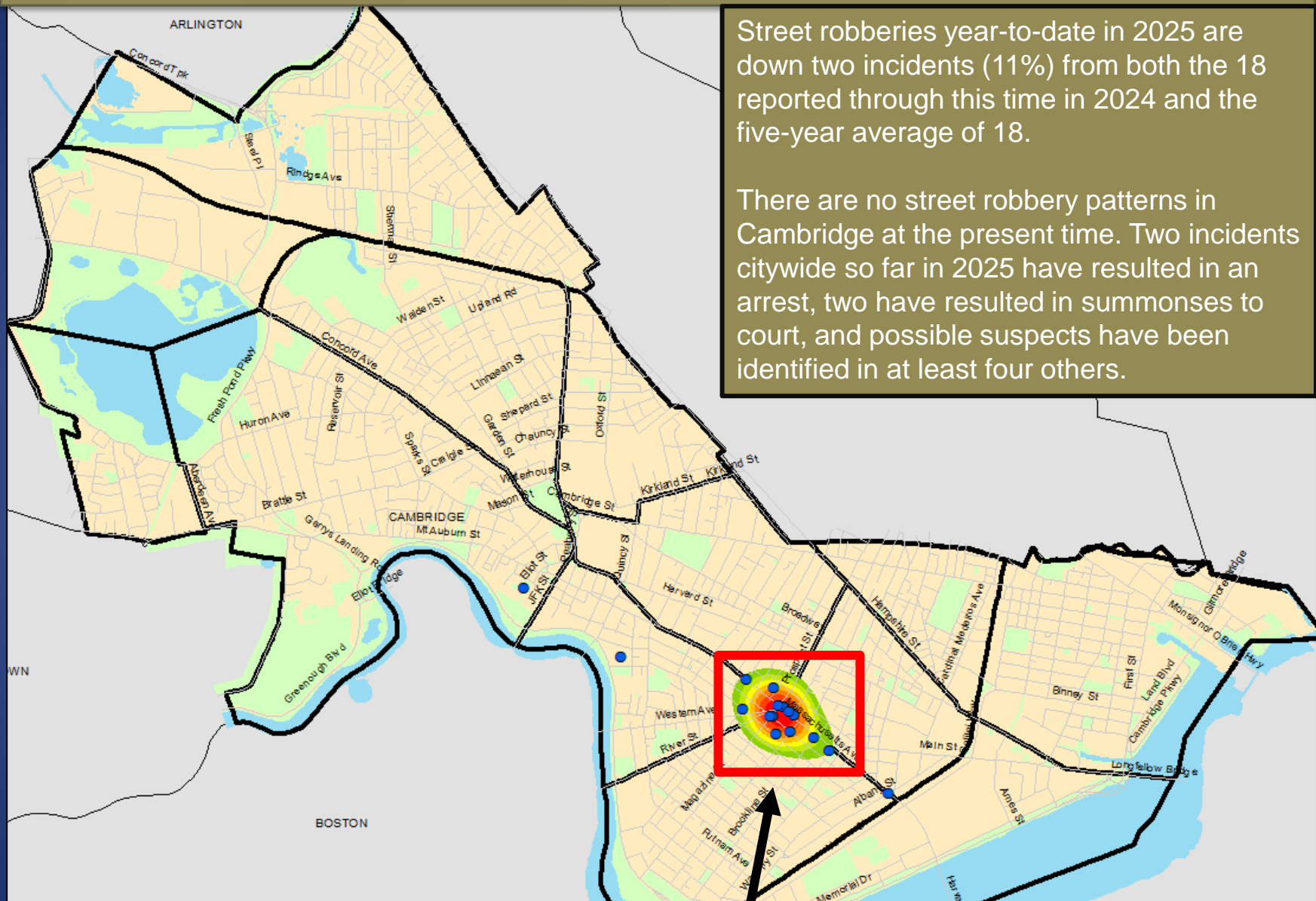




Geographic Breakdown of Street Robberies: 1.1.25 – 4.28.25

Cambridge Police BridgeStat

April
2025



Street robberies year-to-date in 2025 are down two incidents (11%) from both the 18 reported through this time in 2024 and the five-year average of 18.

There are no street robbery patterns in Cambridge at the present time. Two incidents citywide so far in 2025 have resulted in an arrest, two have resulted in summonses to court, and possible suspects have been identified in at least four others.

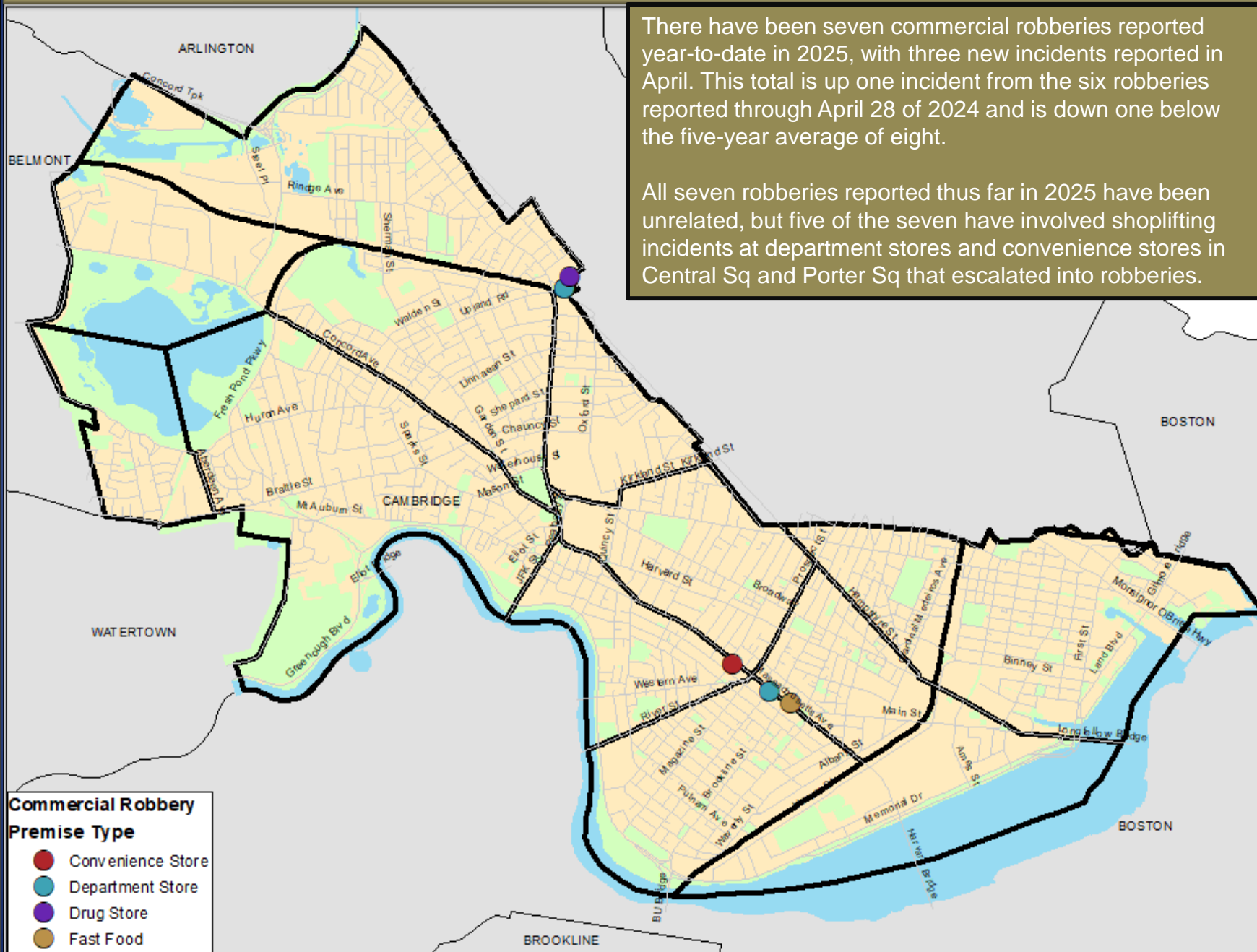
Twelve of the 16 street robberies reported thus far in 2025 have take place in Central Square. This is similar to a trend seen in this area that began in 2021 and continued throughout all of 2022 and much of 2023 and 2024. Multiple incidents in this area have involved unhoused individuals as victims and/or suspects.



Geographic Breakdown of Commercial Robberies: 1.1.25 – 4.28.25

There have been seven commercial robberies reported year-to-date in 2025, with three new incidents reported in April. This total is up one incident from the six robberies reported through April 28 of 2024 and is down one below the five-year average of eight.

All seven robberies reported thus far in 2025 have been unrelated, but five of the seven have involved shoplifting incidents at department stores and convenience stores in Central Sq and Porter Sq that escalated into robberies.





Burglary

No Patterns

- The property index crime of burglary, the combination of residential and commercial breaks, recorded a decrease of 10% through April 28th of 2025 when compared to the 78 incidents reported during the first four months of 2024. The total of 70 burglary incidents reported thus far in 2025 is also down 3% when compared with the five-year average of 72.
- Housebreaks during the first four months of the year decreased by 26 incidents (-39%) from 66 in 2024 to 40 in 2025. Housebreaks are also 29% below the five-year average of 56. No housebreak patterns have emerged anywhere in the city so far this year. Of the 40 housebreaks that occurred in the first four months of 2025, Riverside recorded the most citywide with 10 incidents – three in each of the first two months, four in March, and none in April.
- Conversely, commercial breaks are up 150% this year, rising from 12 incidents in the first four months of 2024 to 30 in 2025. Earlier in the year, a few breaks were reported in Cambridge that were possibly part of a regional pattern of commercial breaks targeting cash registers. That pattern ended with an arrest on 3/13. There was also one break into a vape shop in March, a trend that has been seen regionally as well.

April
2025

Percent Change

Last 4 Weeks

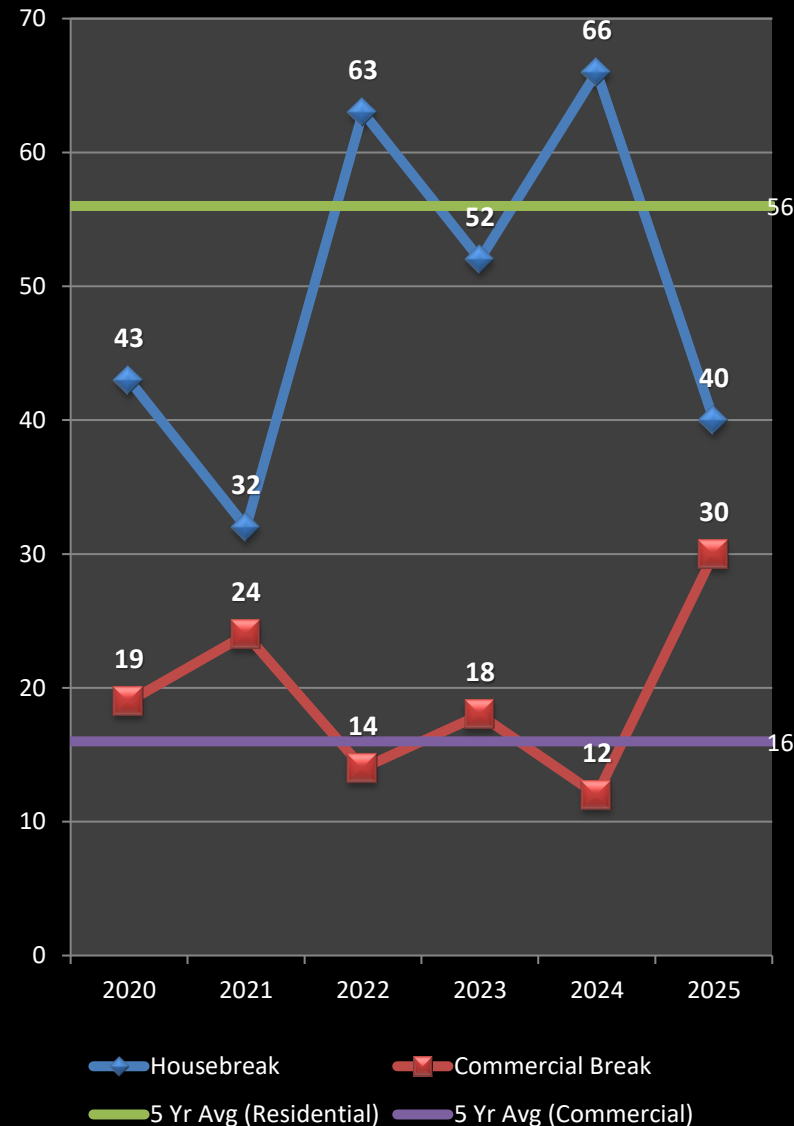
-33%

Previous Year

-10%

5-Year Average

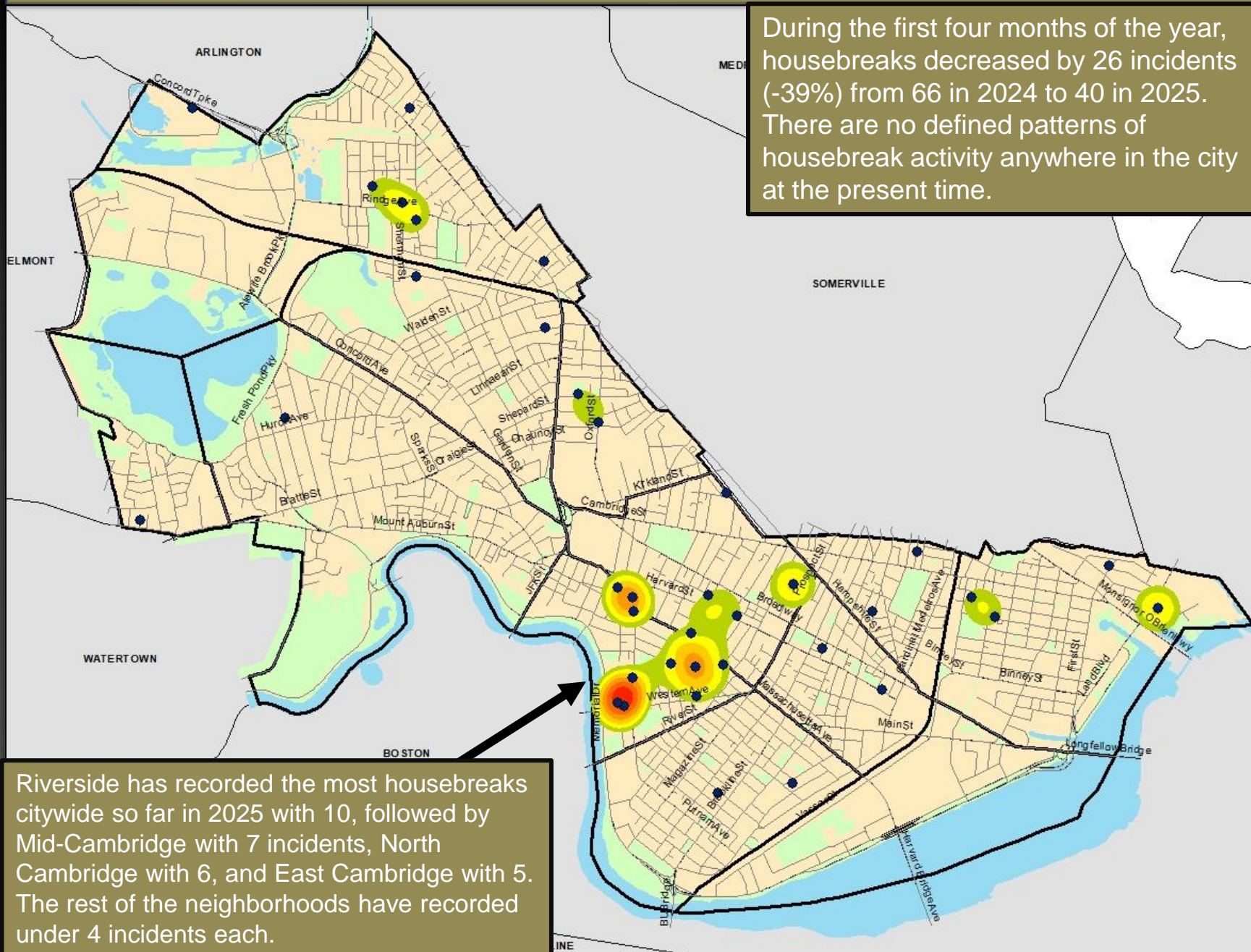
-3%





Geographic Breakdown of Housebreaks: 1.1.25 – 4.28.25

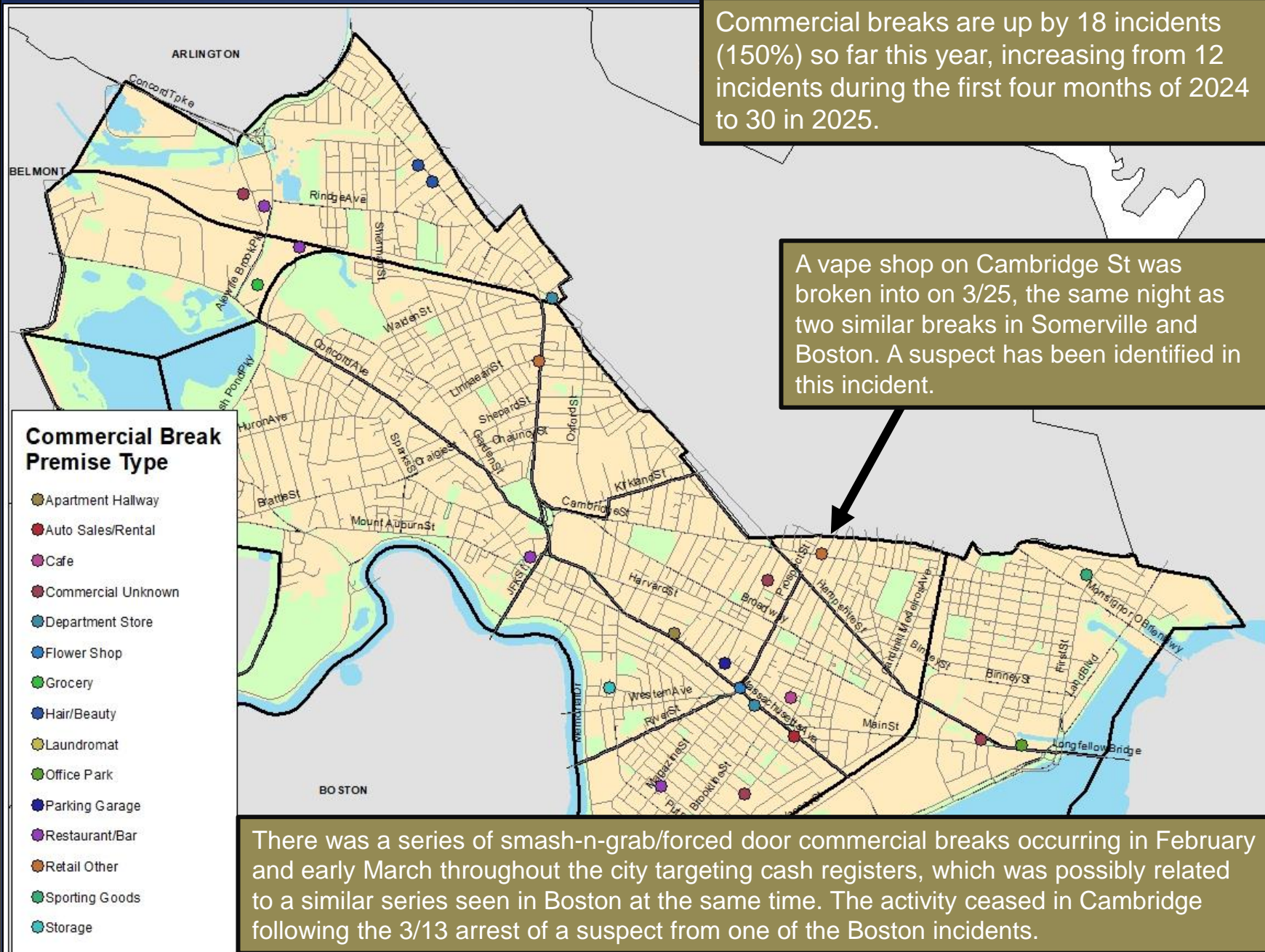
During the first four months of the year, housebreaks decreased by 26 incidents (-39%) from 66 in 2024 to 40 in 2025. There are no defined patterns of housebreak activity anywhere in the city at the present time.



Riverside has recorded the most housebreaks citywide so far in 2025 with 10, followed by Mid-Cambridge with 7 incidents, North Cambridge with 6, and East Cambridge with 5. The rest of the neighborhoods have recorded under 4 incidents each.



Geographic Breakdown of Commercial Breaks: 1.1.25 – 4.28.25





LARCENY

No Patterns

- Preliminary stats indicate that overall larceny through April 28th of 2025 registered at 840 incidents, 24% above the same time in 2024. The total of 840 larcenies reported in 2025 is also 37% above the five-year average of 615 incidents.
- The larceny from motor vehicle total through April 28th, 2025, is 79 incidents, 5% (4 incidents) below the same time frame in 2024. This total is also 28% below the five-year average of 110 incidents.
- Through April 28th, 2025, there were 26 larcenies from the person reported in Cambridge, which is even with 2024. Nine of the 26 incidents reported thus far in 2025 took place in Central Square. Harvard Square saw the second most with seven incidents.
- There were 58 larcenies from buildings reported in the first four months of 2025. This total is five incidents (8%) below 2024 and is six incidents (9%) below the five-year average of 64. There are no defined patterns of this crime type in the city at this time.
- Larcenies from residences are up five incidents (4%) in 2025 when compared with 2024. Package thefts have made up the majority of this crime type in recent years due to the increased volume of deliveries that began during the pandemic and have continued ever since. Package thefts have accounted for 84 of the 128 larcenies from residences (66%) so far this year.
- There have been 93 larcenies of bicycles reported so far in 2025. This total is six incidents (7%) above the 2024 total through April 28th and conversely is 10 incidents (10%) below the five-year average of 103. The top neighborhoods for bike thefts so far in 2025 are North Cambridge and Mid-Cambridge with 20 and 17 incidents, respectively.

Percent Change

Last 4 Weeks

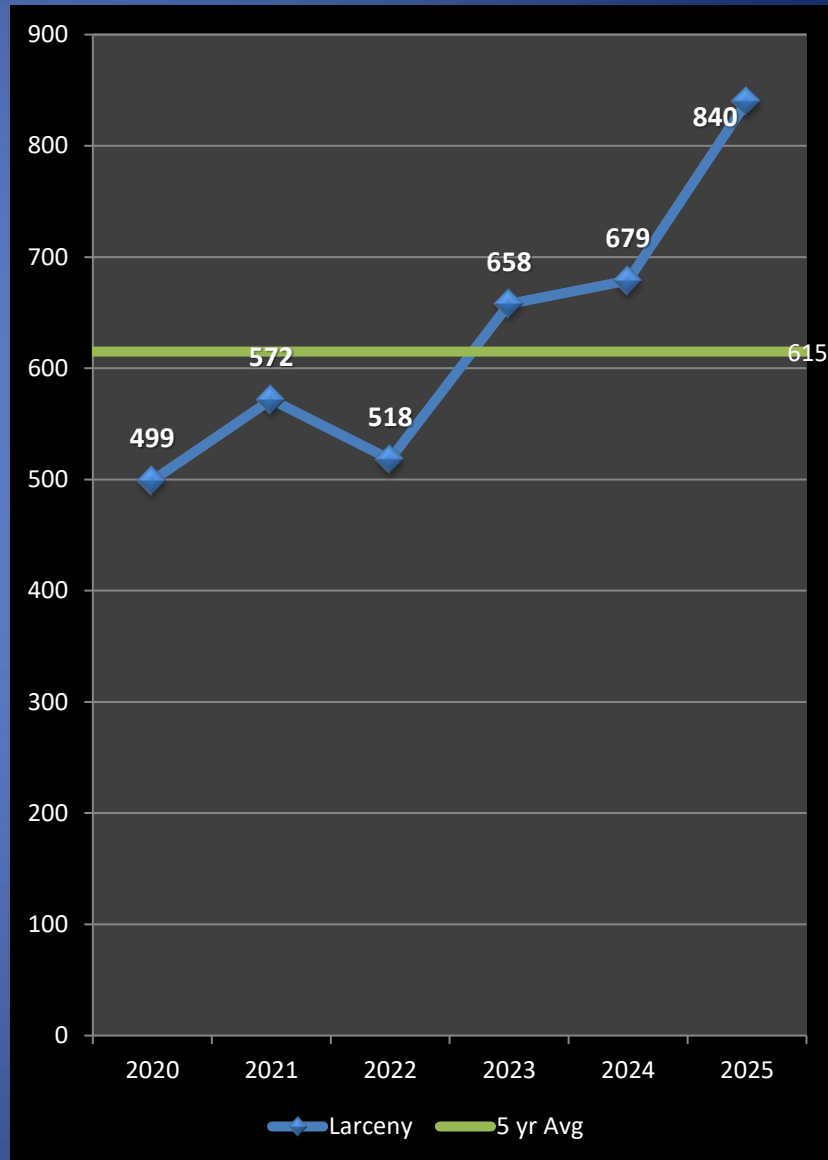
-5%

Previous Year

+24%

5-Year Average

+37%





LARCENY From MV

No Patterns

- The larceny from motor vehicle total through April 28th, 2025, is 79 incidents, which is 5% (four incidents) below the same time frame in 2024. The 79 thefts from vehicles reported so far also indicate a decrease of 31 incidents (28%) below the 110 car breaks forecasted through April 28th.
- The neighborhoods with the most larcenies from motor vehicles for the first four months of 2025 are Mid-Cambridge with 16 incidents, followed by Cambridgeport with 13 incidents, North Cambridge with nine incidents, and Riverside and Peabody each registering eight incidents.
- Comparing the last four weeks (April) to the previous four (March), there was a 46% decrease in larcenies from motor vehicles, with 12 fewer incident reported.
- Of the 79 incidents reported so far in 2025, 44 vehicles (56%) were entered via unlocked doors and 29 vehicles (37%) were entered by unknown means.

Percent Change

Last 4 Weeks

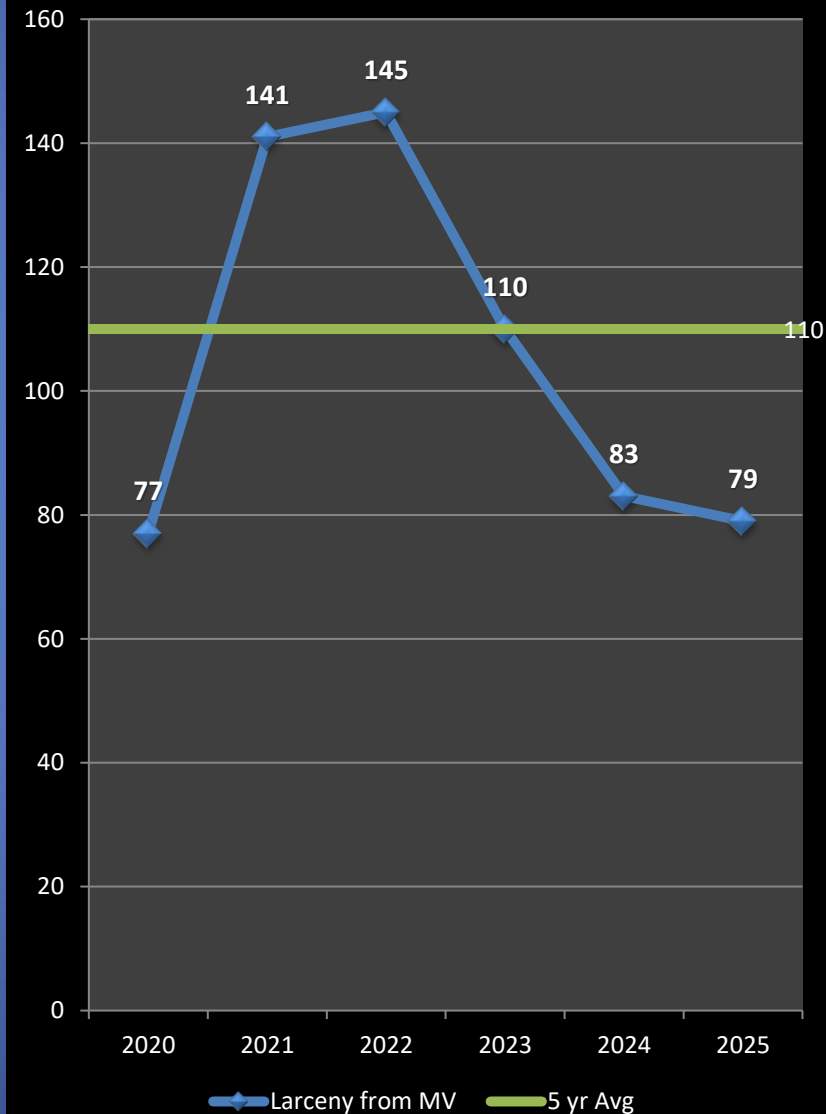
-46%

Previous Year

-5%

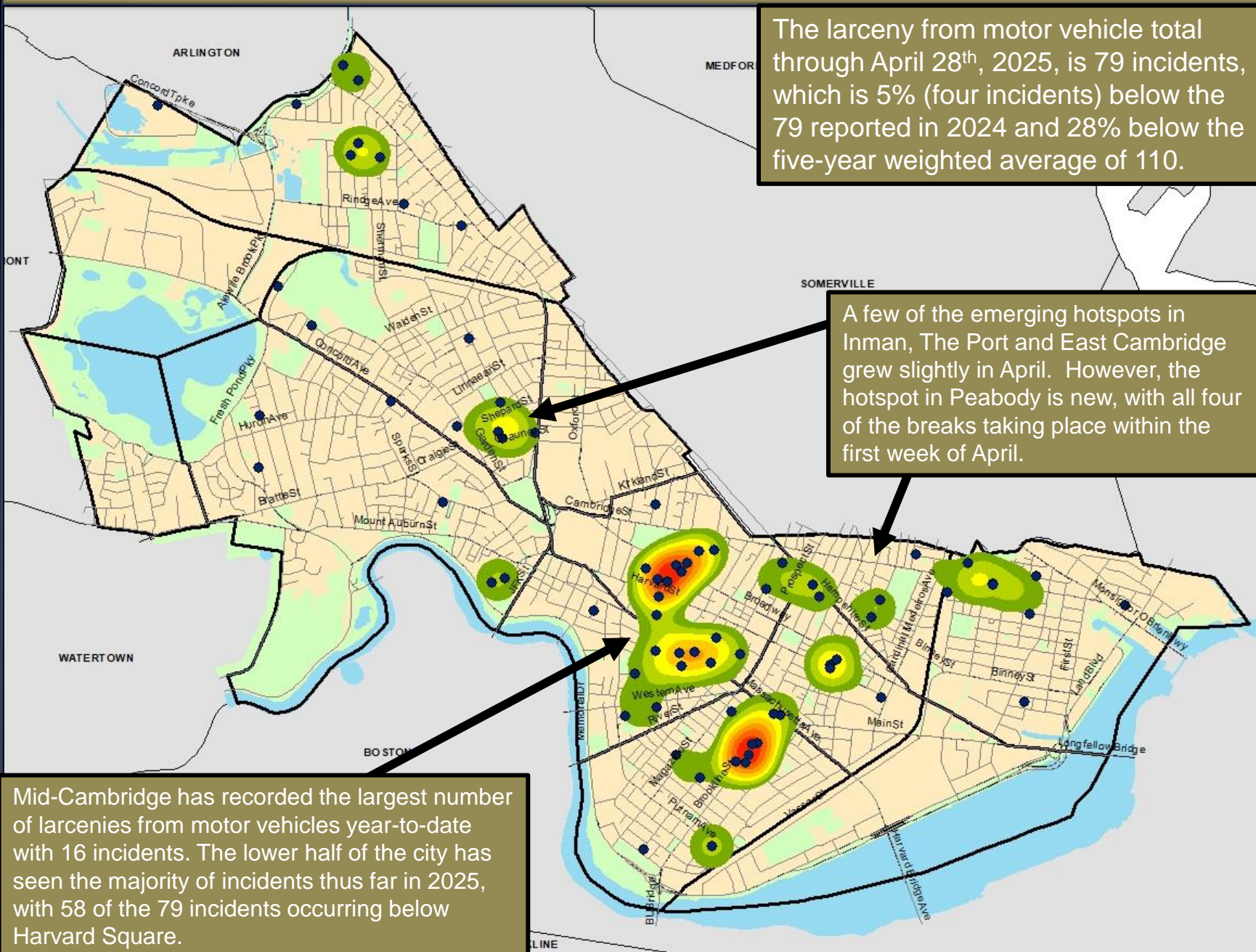
5-Year Average

-28%





Geographic Breakdown of Larceny from Motor Vehicles: 1.1.25 – 4.28.25



The larceny from motor vehicle total through April 28th, 2025, is 79 incidents, which is 5% (four incidents) below the 79 reported in 2024 and 28% below the five-year weighted average of 110.

A few of the emerging hotspots in Inman, The Port and East Cambridge grew slightly in April. However, the hotspot in Peabody is new, with all four of the breaks taking place within the first week of April.

Mid-Cambridge has recorded the largest number of larcenies from motor vehicles year-to-date with 16 incidents. The lower half of the city has seen the majority of incidents thus far in 2025, with 58 of the 79 incidents occurring below Harvard Square.



LARCENY *from Person*

No Patterns

- Larceny from the person through April 28th, 2025, saw no change in the number of recorded incidents when compared to the same time frame in 2024 and was two incidents (7%) below the projected total of 28 incidents.
- Nine of the 26 incidents reported thus far in 2025 took place in Central Square. The other incidents took place throughout the city, with Harvard Square reporting seven incidents, Galleria/East Cambridge with four incidents, Alewife/West Cambridge with 3, and Porter Square, Bay Square, and 1500-1900 Mass. Ave with one incident each.
- There have been eight instances in 2025 where an individual has been dining and later noticed their property stolen. Central Square and Harvard Square each had four incidents of this type. Citywide, grab-and-run situations have accounted for six of the 26 larcenies from person, and pocket-picking has accounted for four incidents.

Percent Change

Last 4 Weeks

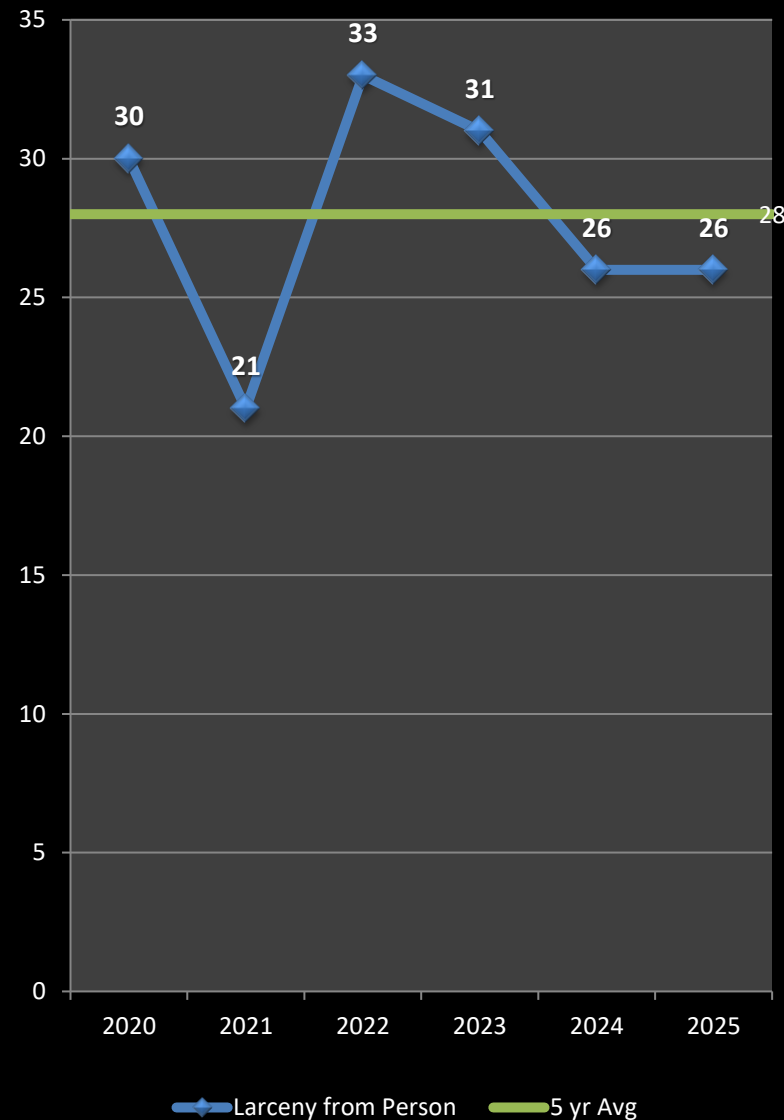
+300%

Previous Year

0%

5-Year Average

-7%





LARCENY of Bicycle

No Patterns

- There have been 93 bicycle thefts reported citywide so far in 2025, up 7% from the 87 reported during the same time frame in 2024. The 2025 total is registering at 10% (10 incidents) below the five-year average of 103.
- The most recent four weeks (April) saw a 10% decrease in bike thefts when compared with the previous four weeks (March), with three fewer thefts reported in April. Despite the recent decrease, we expect these monthly totals to rise as the warmer summer months approach.
- 57 bike thefts (or 61% of all citywide thefts year-to-date) have occurred south/east of Harvard Square.
- Of the 93 bike thefts reported in 2025, 77 (83%) were reportedly locked at the time of the theft.

Top Neighborhoods for Bike Theft in 2025:

Neighborhood	YTD Total	% Citywide
North Cambridge	20	22%
Mid-Cambridge	17	18%
Riverside	10	11%
East Cambridge	7	8%
Peabody	7	8%

Percent Change

Last 4 Weeks

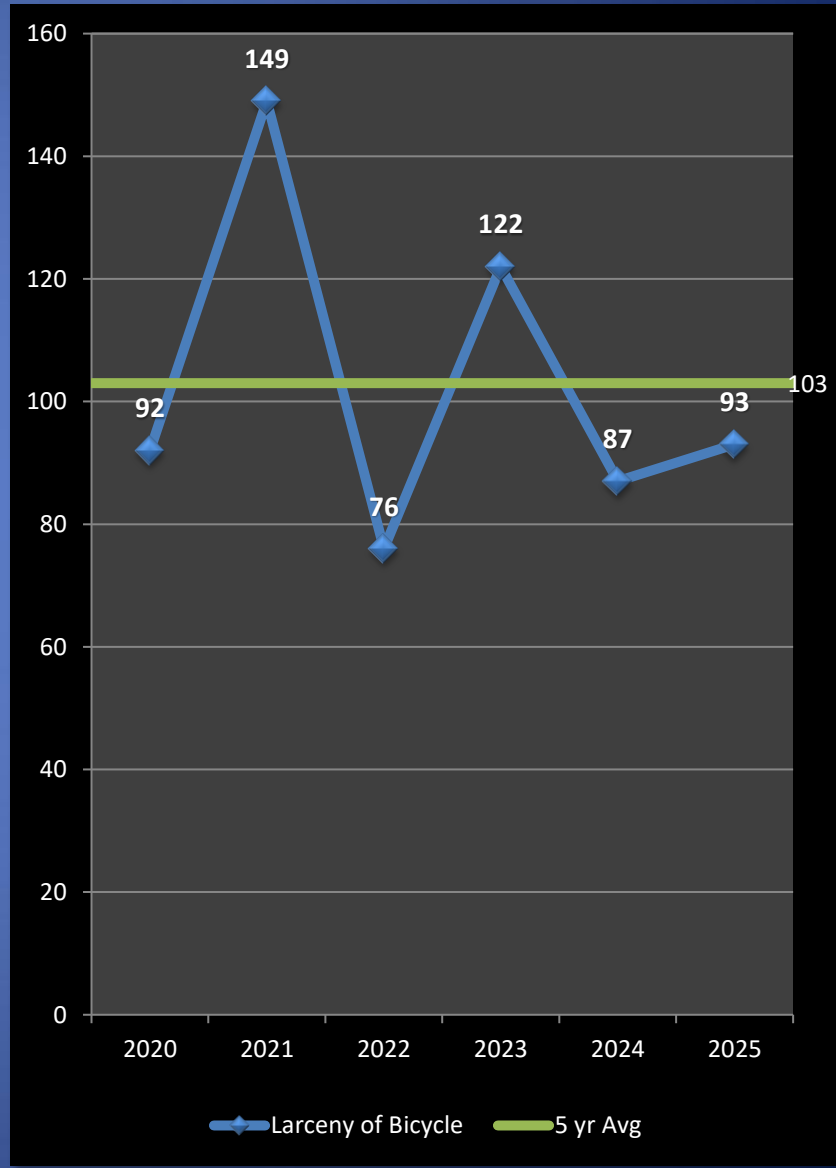
-10%

Previous Year

+7%

5-Year Average

-10%





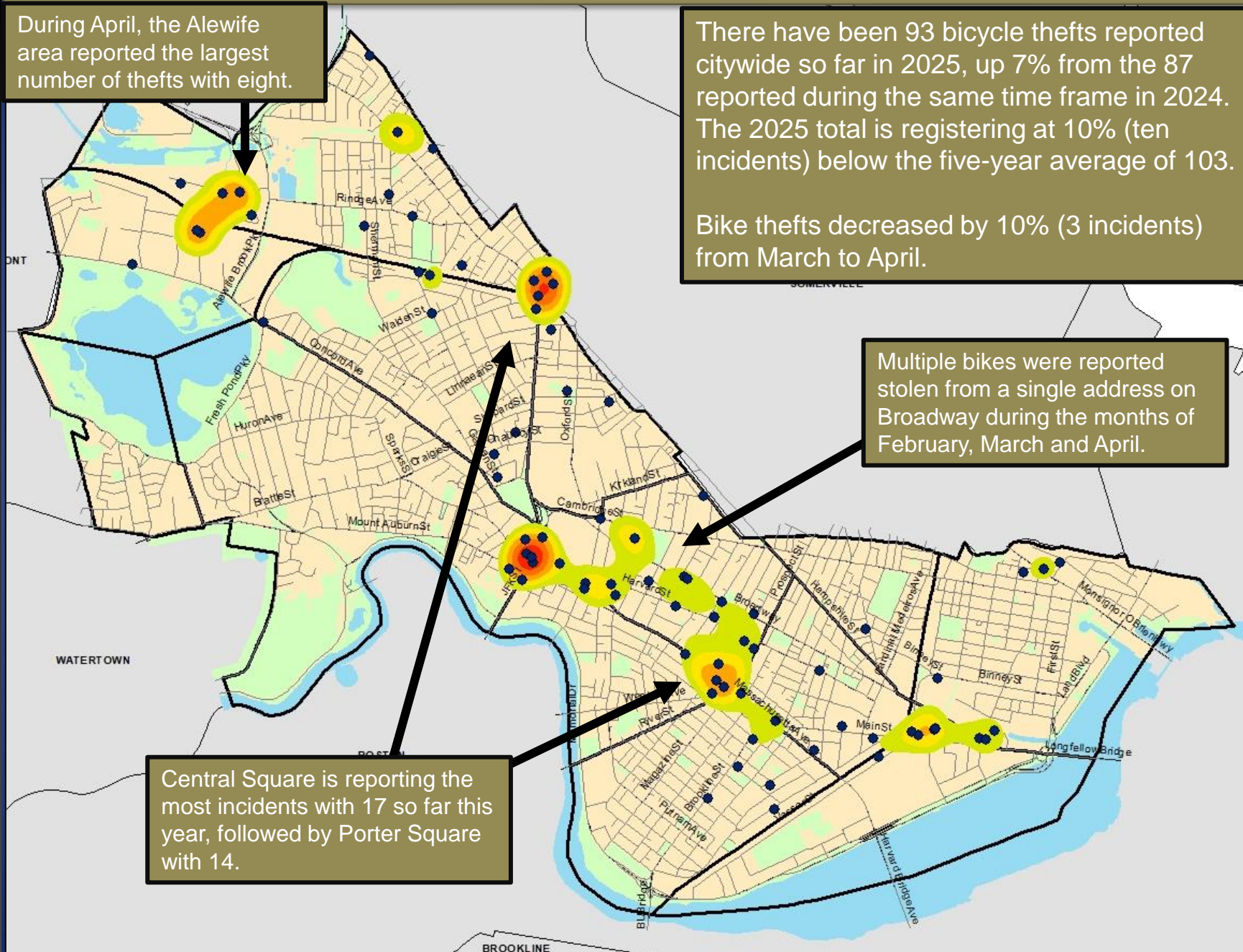
Geographic Breakdown of Bicycle Thefts: 1.1.25 – 4.28.25

During April, the Alewife area reported the largest number of thefts with eight.

There have been 93 bicycle thefts reported citywide so far in 2025, up 7% from the 87 reported during the same time frame in 2024. The 2025 total is registering at 10% (ten incidents) below the five-year average of 103. Bike thefts decreased by 10% (3 incidents) from March to April.

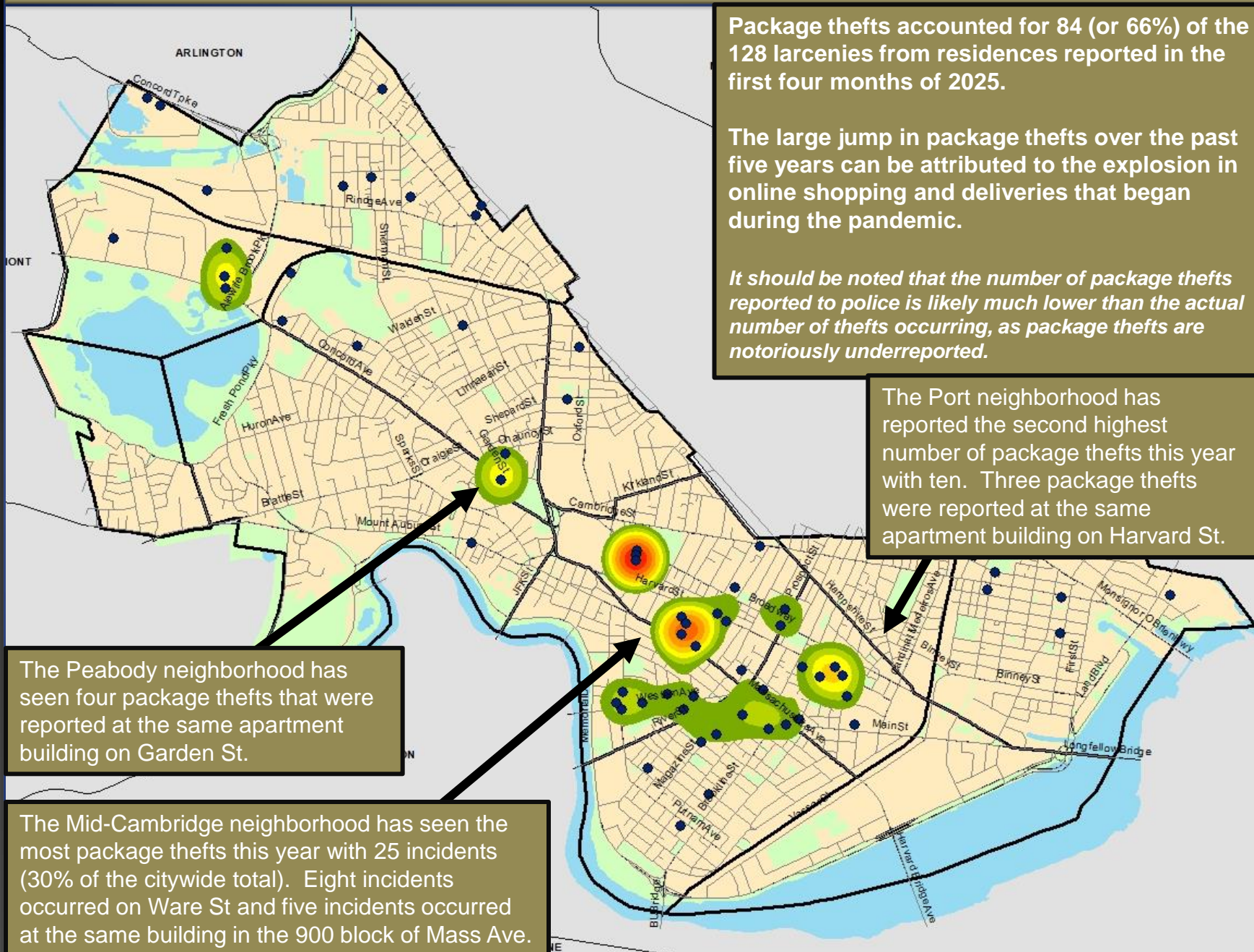
Multiple bikes were reported stolen from a single address on Broadway during the months of February, March and April.

Central Square is reporting the most incidents with 17 so far this year, followed by Porter Square with 14.



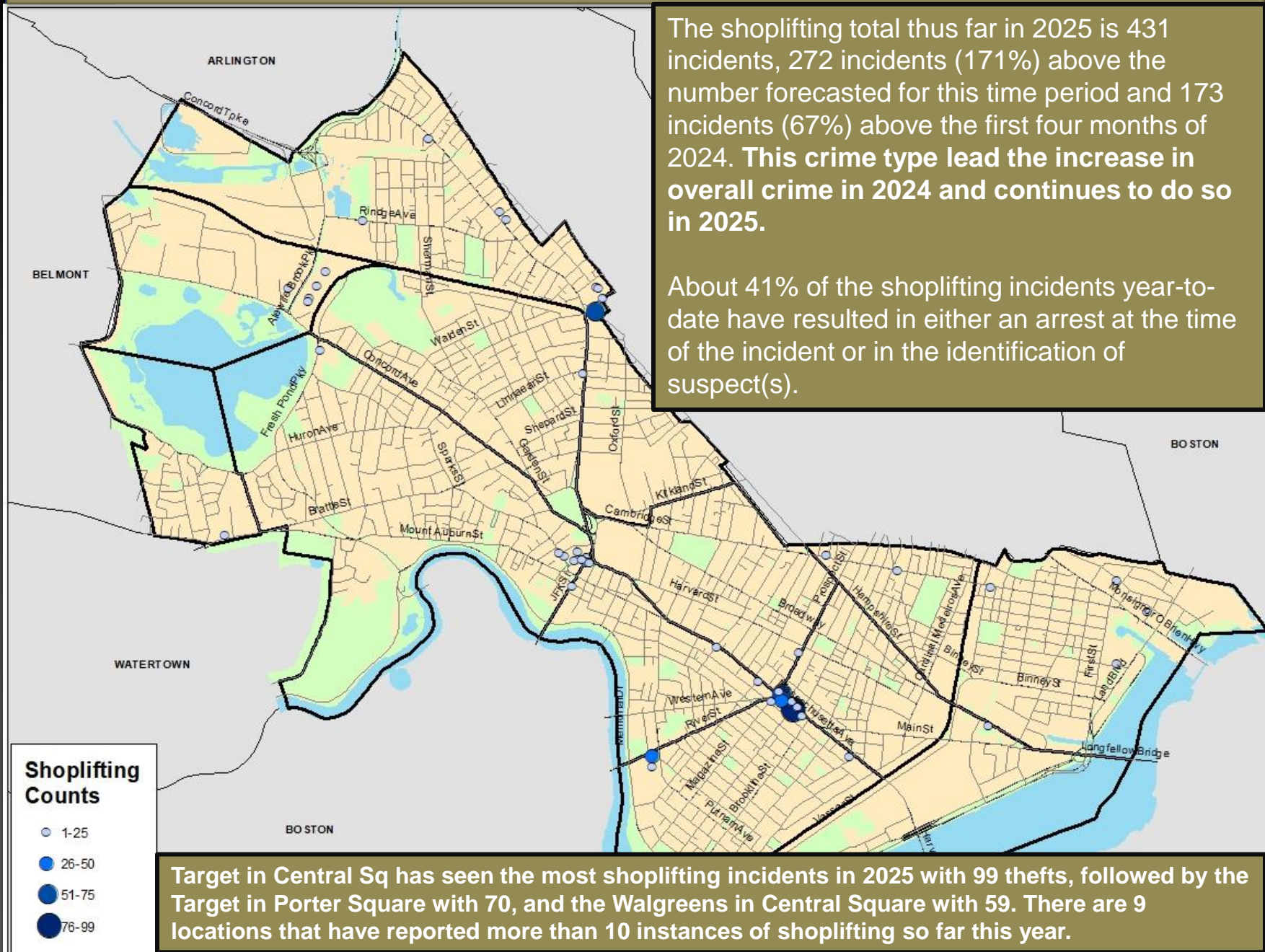


Geographic Breakdown of Package Thefts: 1.1.25 – 4.28.25





Geographic Breakdown of Shoplifting: 1.1.25 – 4.28.25





AUTO THEFT

No Patterns

- The five-year weighted average for auto theft for the first four months of the year is 32, and with 27 reported so far in 2025, Cambridge has experienced a decrease of 16% below the expected total. Auto thefts have also decreased 21% (seven incidents) when compared with the same time period in 2024.
- The most recent four weeks (April) saw an increase of three incidents (75%) above the previous four weeks (March).
- The neighborhood breakdown for auto theft totals in 2025 is as follows: West Cambridge – 5; Cambridgeport – 4; East Cambridge, Riverside, Peabody, and North Cambridge – 3 each; The Port and Mid-Cambridge – 2 each; Inman/Harrington and the Highlands – 1 each.
- 11 of the 27 auto thefts reported so far this year involved a situation where the operator left the vehicle unlocked and/or running in order to deliver a package or grab food. When the victim returned, the vehicle was gone.
- 15 of the 27 motor vehicles stolen thus far in 2025 have been recovered to date, with one involving an arrest at the time of the recovery.

Percent Change

Last 4 Weeks

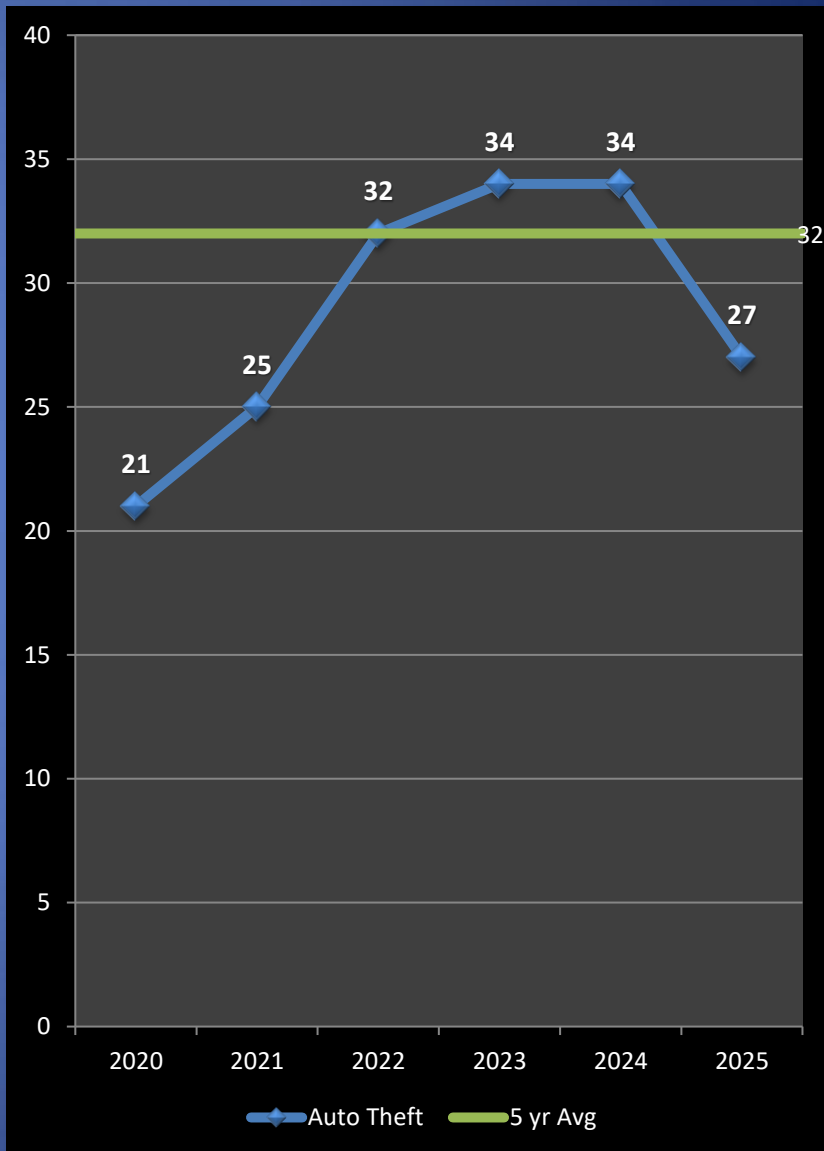
+75%

Previous Year

-21%

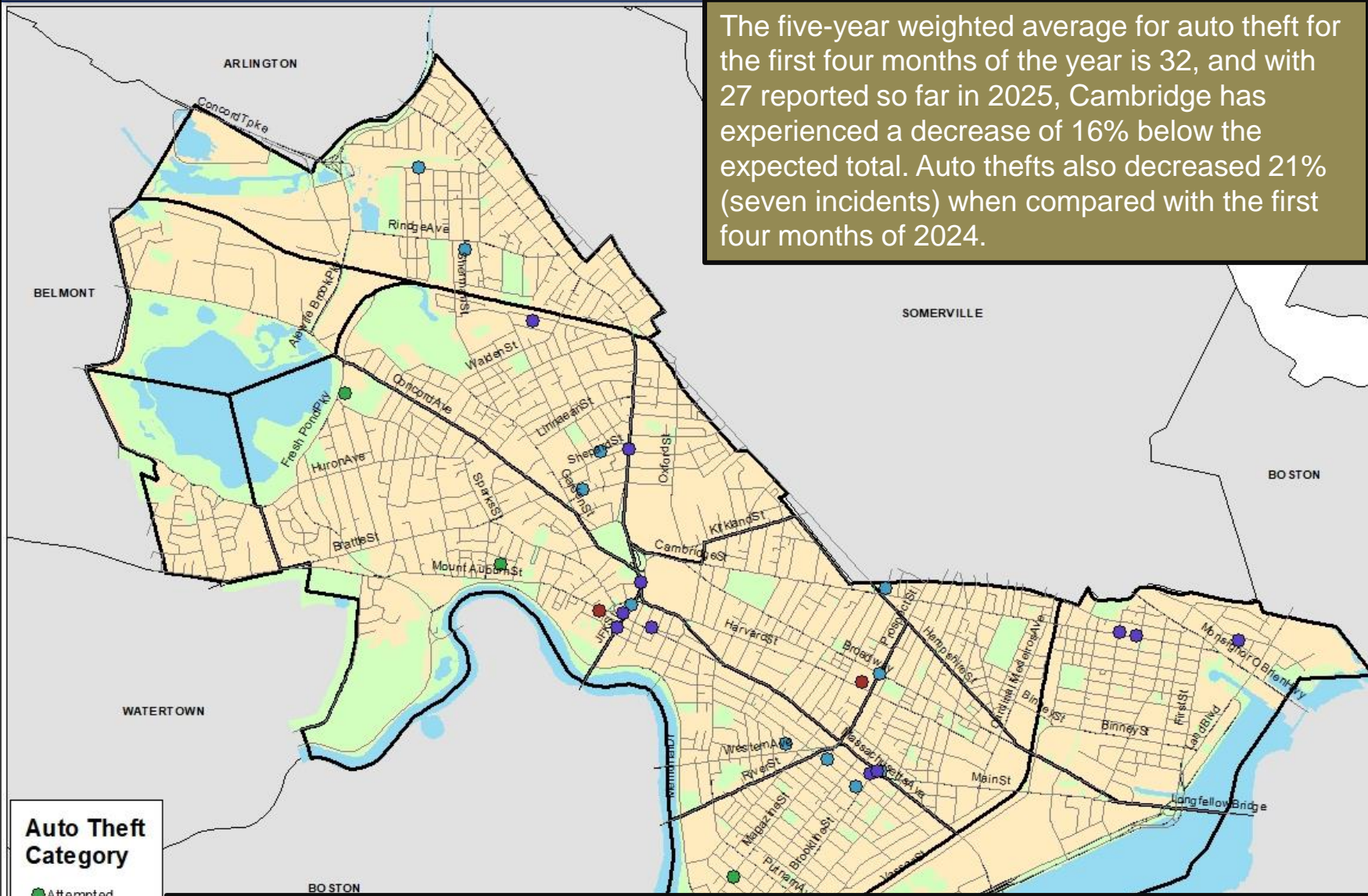
5-Year Average

-16%





Geographic Breakdown of Auto Thefts: 1.1.25 – 4.28.25



Auto Theft Category

- Attempted
- Left Running
- Two-Wheeled
- Unknown

The five-year weighted average for auto theft for the first four months of the year is 32, and with 27 reported so far in 2025, Cambridge has experienced a decrease of 16% below the expected total. Auto thefts also decreased 21% (seven incidents) when compared with the first four months of 2024.

We are seeing an increase in auto thefts involving vehicles left running, particularly in areas with restaurants where delivery drivers park quickly to pick up orders, only to find their cars gone when they exit the establishment. There were six of these thefts reported during the first four months of 2024, while there have been 11 reported year-to-date in 2025.



Help Prevent Crime

And keep yourself informed!

To receive information from the CPD:

- Sign up with for the **Cambridge Alert Network**, to receive alerts about emerging crime patterns, neighborhood meetings, and crime prevention tips, by visiting www.CambridgeMa.gov/AlertNetwork.
- “Like” the Cambridge Police Department on Facebook at www.facebook.com/CambridgePolice
- Follow [@CambridgePolice](https://twitter.com/CambridgePolice) on Twitter.
- Visit our website at www.CambridgePolice.org for valuable information and reports including the Daily Log and BridgeStat, which is published on the first Friday of every month.
- Download our “MyPD” smartphone app at www.CambridgePolice.org/MyPD.

To Share Information with the CPD:

- Call our Non-Emergency Telephone Number at **617-349-3300**.
 - Every call for service generates a police response, so help drive our resources by reporting things that seem suspicious or out of the ordinary.
- Send an Anonymous TEXT-A-TIP:
 - Send an ANONYMOUS text message to **Tip411 (847411)**. Begin your message with Tip650 and then type your message. You will receive a response from the Cambridge Police with the option to continue communicating. Please remember that this is not a replacement for 9-1-1. **If you witness an emergency situation, please call 9-1-1 immediately.**
- Send an Anonymous Crime Tip E-Mail at www.CambridgePolice.org/Tips