



# Cambridge Police Department BridgeStat

August 2025

Produced by the Crime Analysis Unit



# Part I Total Crime

An analysis of the serious crime statistics for the first eight months of 2025 points to a moderate increase of 7% in the Part One index total for Cambridge when compared with 2024. During the first eight months of the year, there were 2,380 serious crimes reported in the City. For the same time period in 2024, the combined total for Murder, Rape, Robbery, Aggravated Assault, Burglary, Larceny & Auto theft was 2,218 incidents. When measured against the five-year average, a 19% rise in the crime index has been registered.

Further analysis of the crime totals through September 1<sup>st</sup> of 2025 indicates that violent crimes recorded an 11% increase when compared with last year. There was one homicide, 26 rapes, 66 robberies, and 228 aggravated assaults recorded from the beginning of the year through September 1, 2025.

The numbers indicate that property crimes rose 7% during the first eight months of 2025 with an additional 162 crimes reported over the 2024 total. The 33% increase in shoplifting and the 20% increase in larceny from residence are the key trend indicators that have driven the upward curve in the property crime index.

When analyzing the serious crime totals of August 2025 versus the previous month of July 2025, there was an increase of 11% in the number of index incidents, with 32 more crimes reported in August.

	4 Week Snapshot			Year to Date			Five Year	
	7/8/25 - 8/4/25	8/5/25 - 9/1/25	Change	2024	2025	Change	Avg	Change
Total Violent Crime	50	44	-12%	290	321	11%	280	15%
Total Property Crime	251	289	15%	1928	2059	7%	1720	20%
Total Part I Crime	301	333	11%	2218	2380	7%	2000	19%



# Part I Property Crime

Analysis of property crime totals for the first eight months of 2025 reveals a 7% increase when measured against the 2024 total for the same time frame and a 20% rise above the five-year average of 1,720.

A few of the property crime categories recorded decreases when measured against the first eight months of 2024, including a 34% decrease in housebreaks and a 16% drop in bicycle thefts. However, those that saw increases were key to the 7% rise in the property crime total thus far into 2025. Most notably, a 33% jump in shopliftings (up 203 incidents), a 20% increase in larcenies from residences (up 53 incidents), and a 26% rise in commercial breaks (up 12 incidents) are driving the overall upswing.

	4 Week Snapshot				Year to Date			Five Year	
	7/8/25 - 8/4/25	8/5/25 - 9/1/25	Change		2024	2025	Change	Avg	Change
<b>Burglary</b>	<b>12</b>	<b>18</b>	<b>50%</b>		<b>174</b>	<b>142</b>	<b>-18%</b>	<b>161</b>	<b>-12%</b>
Commercial Break	3	4	33%		46	58	26%	46	26%
Housebreak	9	14	56%		128	84	-34%	115	-27%
<b>Larceny</b>	<b>233</b>	<b>257</b>	<b>10%</b>		<b>1682</b>	<b>1853</b>	<b>10%</b>	<b>1472</b>	<b>26%</b>
Larceny (Misc)	14	11	-21%		71	56	-21%	53	6%
Larceny from Building	16	14	-13%		141	120	-15%	133	-10%
Larceny from MV	29	21	-28%		178	200	12%	238	-16%
Larceny from Person	8	7	-13%		59	55	-7%	66	-17%
Larceny from Residence	47	47	0%		267	320	20%	252	27%
Larceny of Bicycle	36	43	19%		312	261	-16%	331	-21%
Larceny of Plate	0	0	IN-CALC		14	10	-29%	20	-50%
Larceny of Services	0	0	IN-CALC		16	4	-75%	13	-69%
Shoplifting	83	114	37%		624	827	33%	367	125%
<b>Auto Theft</b>	<b>6</b>	<b>14</b>	<b>133%</b>		<b>72</b>	<b>64</b>	<b>-11%</b>	<b>87</b>	<b>-26%</b>
<b>Total Property Crime</b>	<b>251</b>	<b>289</b>	<b>15%</b>		<b>1928</b>	<b>2059</b>	<b>7%</b>	<b>1720</b>	<b>20%</b>



# Part I Violent Crime

From January 1<sup>st</sup> to September 1<sup>st</sup> of 2025, there were 321 violent crimes recorded in Cambridge, 31 incidents (+11%) above last year's total of 290 incidents and 41 incidents (+15%) above the 280 crimes forecasted for the first eight months of the year.

There were 26 rapes reported in Cambridge in the first eight months of 2025, which is even with the number reported during this time frame in 2024.

The trend observed during the past few years of a high percentage of aggravated assaults and street robberies occurring in Central Square has continued into 2025. Ninety-one of the 228 aggravated assaults year-to-date (or 40%) have been reported in Central Square, as well as 33 of the 50 street robberies (or 66%).

On January 13, 2025, shortly before 11:30pm, the first homicide in the City in over a year was reported in North Cambridge. One victim, 21-year-old Angel Nieves of Springfield and formerly of Cambridge, was located with multiple gunshot wounds outside of a residence on Clifton Street. He was transported to a local hospital where he was later pronounced deceased. This incident remains under active investigation.

	<u>4 Week Snapshot</u>			<u>Year to Date</u>			<u>Five Year</u>	
	7/8/25 - 8/4/25	8/5/25 - 9/1/25	Change	2024	2025	Change	Avg	Change
Homicide	0	0	IN-CALC	0	1	IN-CALC	0	IN-CALC
Rape	1	3	200%	26	26	0%	27	-4%
Robbery	11	18	64%	68	66	-3%	73	-10%
Commercial Robbery	2	4	100%	13	16	23%	16	0%
Street Robbery	9	14	56%	55	50	-9%	57	-12%
Aggravated Assault	38	23	-39%	196	228	16%	180	27%
Total Violent Crime	50	44	-12%	290	321	11%	280	15%



# MURDER

No Patterns

- On January 13, 2025, shortly before 11:30pm, the first homicide in the City in over a year was reported in North Cambridge. One victim, 21-year-old Angel Nieves of Springfield and formerly of Cambridge, was located with multiple gunshot wounds outside of a residence on Clifton Street. He was transported to a local hospital where he was later pronounced deceased. This incident remains under active investigation.
- There were no murders recorded in Cambridge in 2024. This has happened only four other times in the past 20 years—in 2004, 2007, 2010, and 2022.
- In the last reported homicide in Cambridge prior to the January 2025 incident, officers responded to the area of 10 Magazine Street in Central Square shortly after midnight on November 23, 2023. Two individuals with gunshot wounds were located and transported to a Boston hospital. One victim, 27-year-old Danasia Greene of Cambridge, was pronounced deceased at the hospital. The second victim, a 26-year-old male from Boston, was treated for non-life-threatening injuries. It remains under investigation.
- On March 27, 2021, there was a fatal shooting that occurred at approximately 12:40 a.m. on Pemberton Street. The victim was reportedly located unconscious outside his vehicle by a passerby who called 911. The victim was transported to Mount Auburn Hospital where he later died. The victim has been identified as Xavier Louis-Jacques, 19, of Cambridge. The investigation is ongoing.

## Percent Change\*

Last 4 Weeks

Previous Year

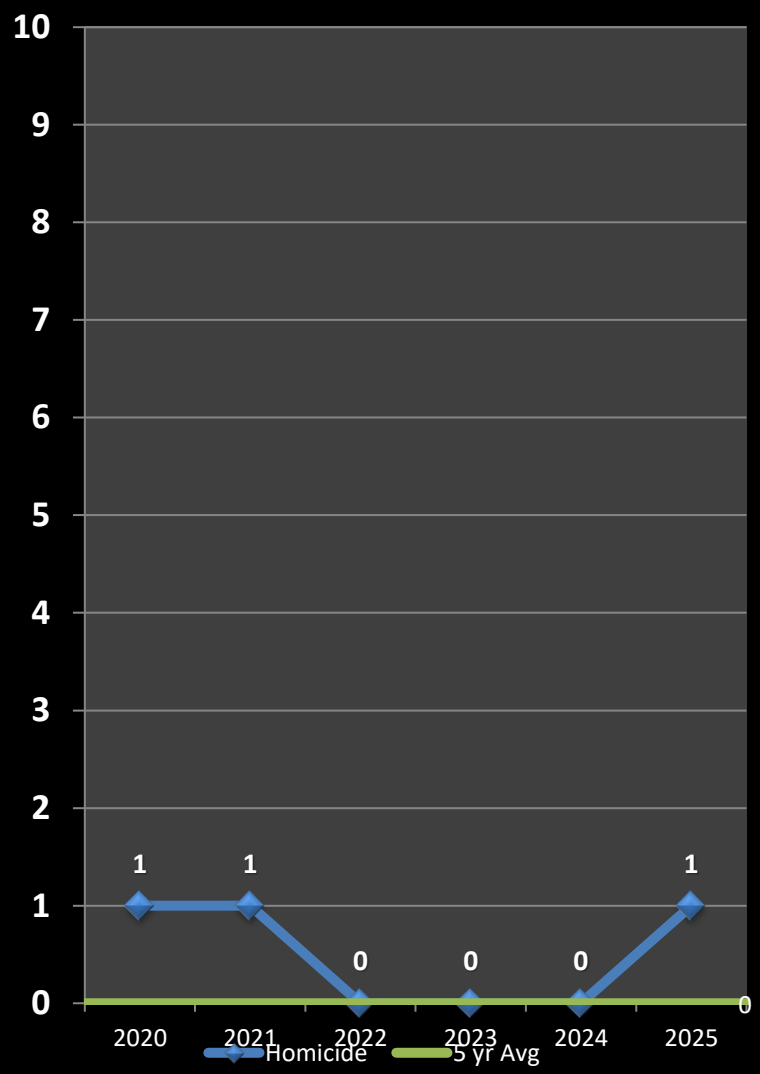
5-Year Average

In-cal

In-cal

In-cal

\*IN -CALC: Percentages are not calculated for numbers so small as to present a statistically misleading percentage.







# RAPE

No Patterns

- There have been 26 rapes reported in Cambridge through September 1<sup>st</sup> of 2025. This is in line with the 26 rapes reported during the first eight months of 2024 and one below the five-year weighted average of 27.
- The rapes reported so far in 2025 have been categorized as eight acquaintance rapes, six domestic assaults, five contact incidents, and seven blitz assaults.
- The total number of reported rapes tends to fluctuate from year to year, but the number of stranger-to-stranger rapes reported each year in Cambridge—typically between one and ten—remains extremely low.

## Percent Change\*

Last 4 Weeks

Previous Year

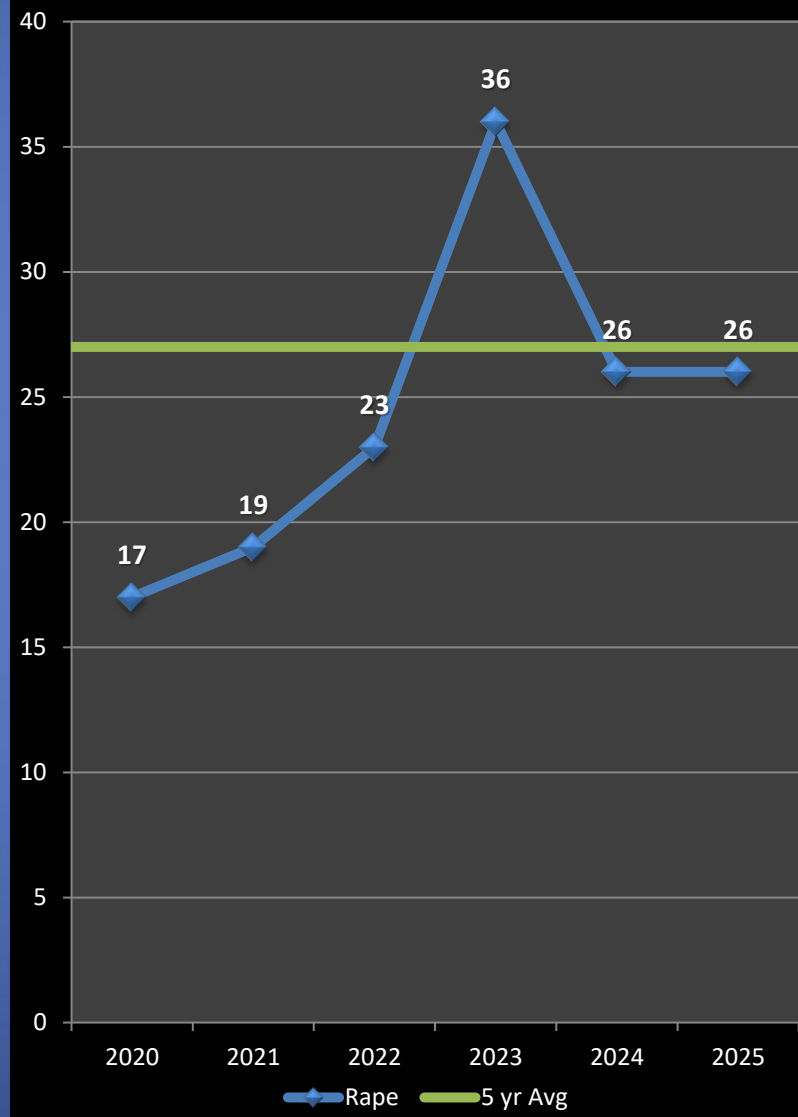
5-Year Average

+200%

0%

-4%

\*IN -CAL: Percentages are not calculated for numbers so small as to present a statistically misleading percentage.





# AGGRAVATED ASSAULT

*No Patterns*

- The total of 228 aggravated assaults reported through September 1, 2025, is 32 crimes (16%) more than 2024 when compared to the same time frame. The total thus far is also 27% above the five-year average of 180.
- The 228 aggravated assaults reported thus far in 2025 have been comprised of the following classifications: 65 unprovoked scenarios; 40 domestic altercations; 25 assaults between acquaintances; 20 assaults on police officers; 15 traffic & parking assaults; 13 shop owner/patron assaults; 11 unhoused assaults; 10 affrays/brawls; nine psychotic episodes; eight juvenile assaults; six landlord/neighbor incidents; and two each of drug deals, workplace assaults and bar/alcohol-related attack. The 16% increase in 2025 is due to rises in a majority of these categories when compared to the same time frame last year, particularly an increase in unprovoked assaults from 46 last year to 65 this year, assaults on police, which rose from seven last year to 20 this year, and assaults between shop owners and patrons, which jumped from five last year to 13 this year.
- The trend observed during the past couple years of a high percentage of aggravated assaults occurring in Central Sq and on peripheral side streets appears to have continued into 2025. Ninety-one of the 228 aggravated assaults year-to-date (or 40%) have been reported in Central Square.
- There have been five confirmed shots fired incidents in Cambridge through September 1, 2025. Three resulted in gunshot wounds (two non-fatal and one homicide) and two resulted in no injuries. (NOTE: A shots fired incident inside the Harvard Square MBTA Station on 4/20/25 occurred on MBTA Police jurisdiction and is not counted in our shooting numbers.) Through the same time period in 2024, there were nine shots fired incidents with no injuries and two shootings resulting in non-fatal injuries to three victims.

## Percent Change

Last 4 Weeks

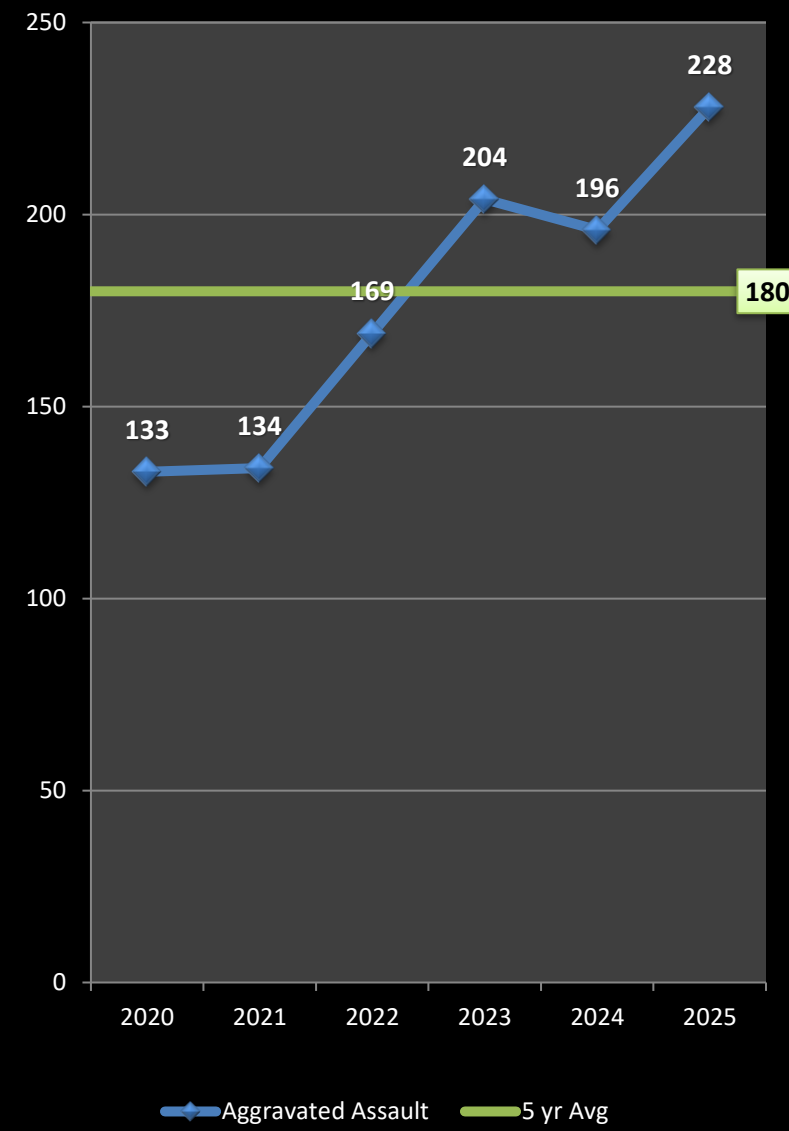
**-39%**

Previous Year

**+16%**

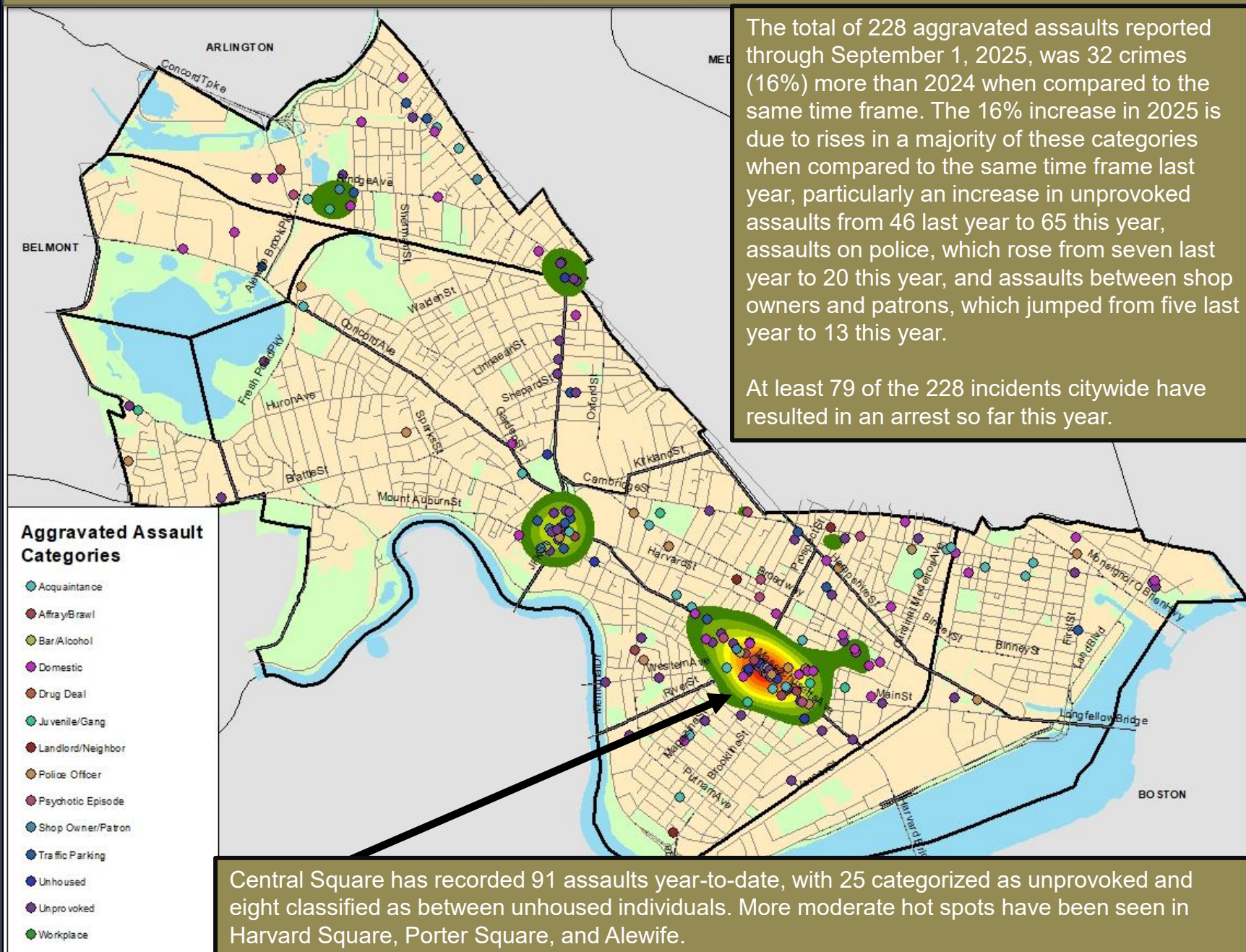
5-Year Average

**+27%**





# Geographic Breakdown of Aggravated Assaults: 1.1.25 – 9.1.25



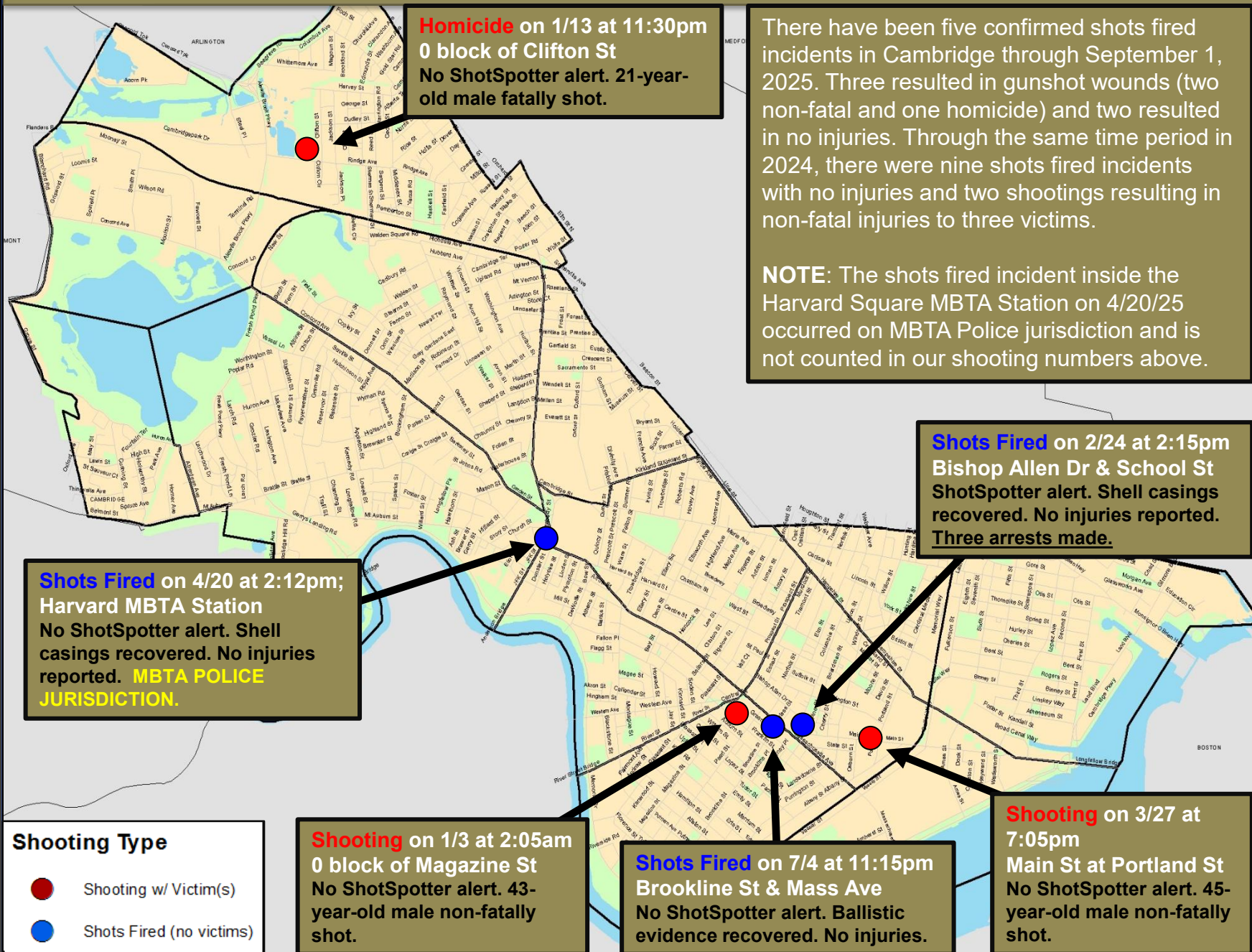




# Shootings & Shots Fired in Cambridge: 1.1.25 – 9.1.25

Cambridge Police BridgeStat

August  
2025





# Robbery

No Patterns

- The five-year average for overall robbery in Cambridge for the first eight months of the year is 73 incidents. Through September 1<sup>st</sup> of 2025, 66 robberies were recorded, which translates to a 10% decrease below the projected total and a 3% drop below the 68 robberies counted for the same time in 2024.
- There have been 16 commercial robberies reported year-to-date in 2025. This total is up three incidents (23%) over the 13 robberies reported through September 1<sup>st</sup> of 2024 and is even with the five-year average of 16. Thirteen of the 16 have involved shoplifting incidents at department stores and convenience stores across the city that escalated into robberies.
- There have been 50 street robberies reported year-to-date in 2025. This total is down five incidents (9%) from the 55 reported through this time in 2024 and down seven (12%) from the five-year average of 57. There are no street robbery patterns at the present time.
- Thirty-three of the 50 street robberies reported thus far in 2025 have taken place in or around Central Square. This is similar to a trend seen in this area that began in 2021 and continued throughout all of 2022 and much of 2023 and 2024. Multiple incidents in this area have involved unhoused individuals as victims and/or suspects.

## Percent Change

Last 4 Weeks

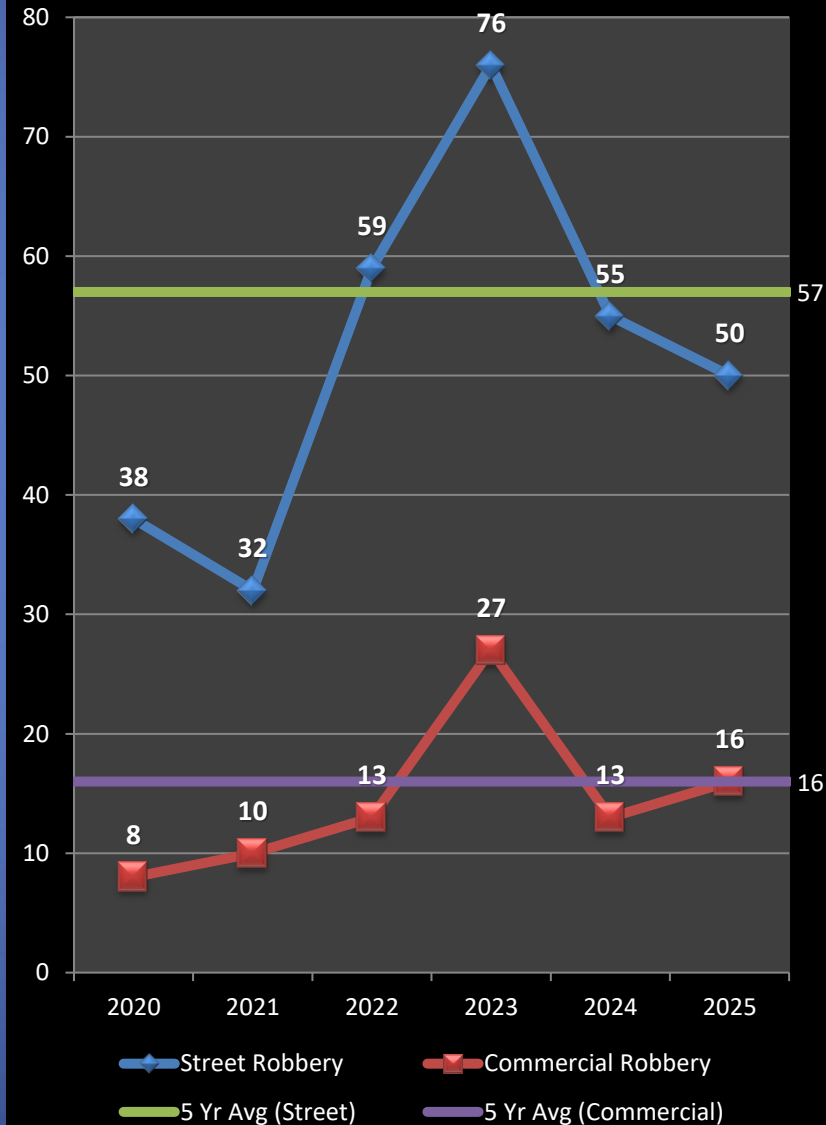
+64%

Previous Year

-3%

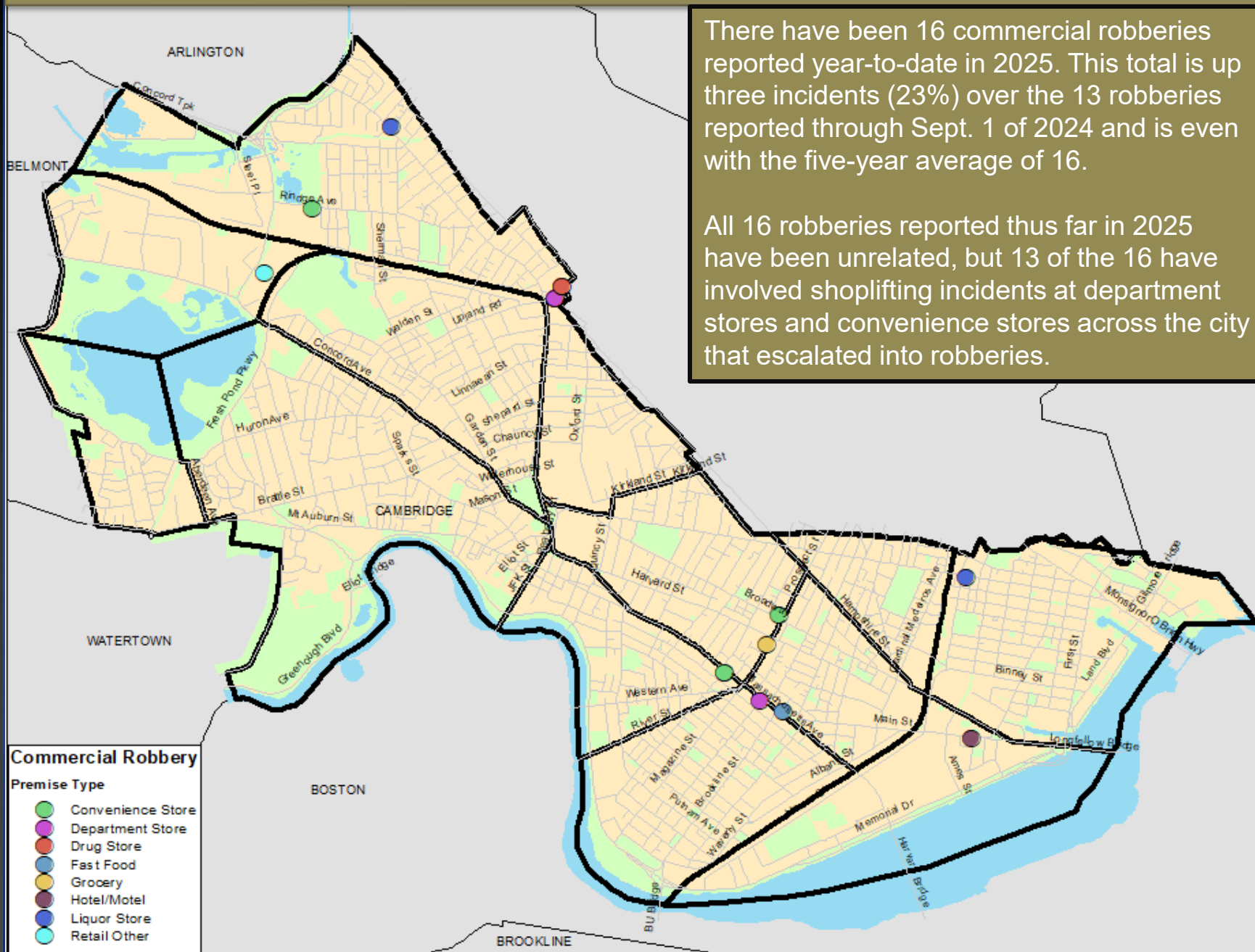
5-Year Average

-10%





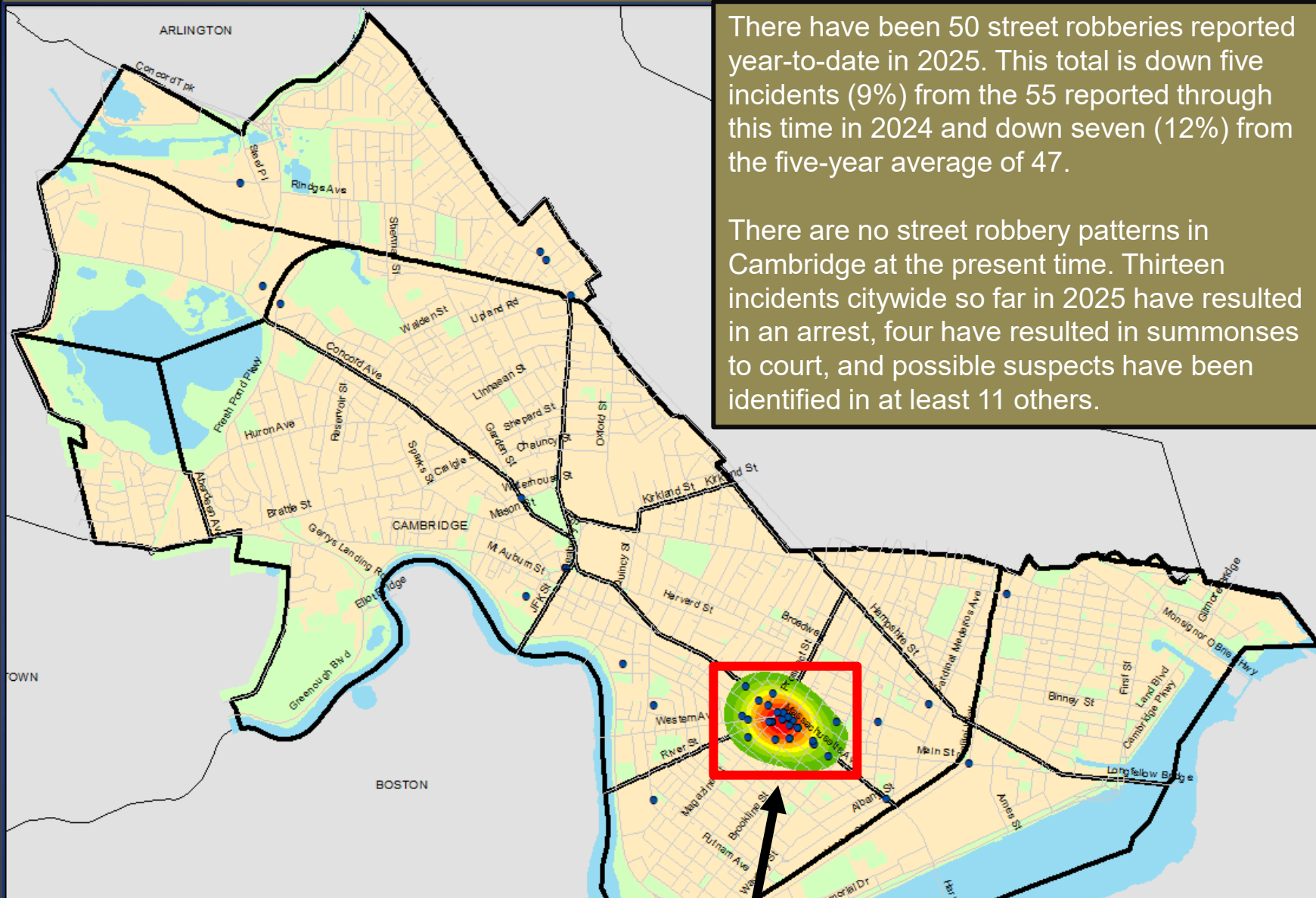
## Geographic Breakdown of Commercial Robberies: 1.1.25 – 9.1.25







## Geographic Breakdown of Street Robberies: 1.1.25 – 9.1.25



Thirty-three of the 50 street robberies reported thus far in 2025 have take place in or around Central Square. This is similar to a trend seen in this area that began in 2021 and continued throughout all of 2022 and much of 2023 and 2024. Multiple incidents in this area have involved unhoused individuals as victims and/or suspects.





# Burglary

*No Patterns*

- The property index crime of burglary, the combination of residential and commercial breaks, recorded a decrease of 18% through September 1<sup>st</sup> of 2025 when compared to the 174 incidents reported during the first eight months of 2024. Similarly, the total of 142 burglary incidents reported thus far in 2025 is down 12% when compared with the five-year average of 161.
- Housebreaks during the first eight months of the year decreased by 44 incidents (-34%) from 128 in 2024 to 84 in 2025. Housebreaks are also 27% below the five-year average of 115. No housebreak patterns have emerged anywhere in the city so far this year. Of the 84 housebreaks that occurred in the first eight months of 2025, North Cambridge recorded the most citywide with 17 incidents – with 9 housebreaks occurring in the month of August.
- Conversely, commercial breaks are up 34% this year, rising from 46 incidents in the first eight months of 2024 to 58 in 2025.
- Earlier in the year, a few breaks were reported in Cambridge that were possibly part of a regional pattern of commercial breaks targeting cash registers. That pattern ended with an arrest on 3/13. There was also one break into a vape shop in March, a trend that has been seen regionally as well.

## Percent Change

Last 4 Weeks

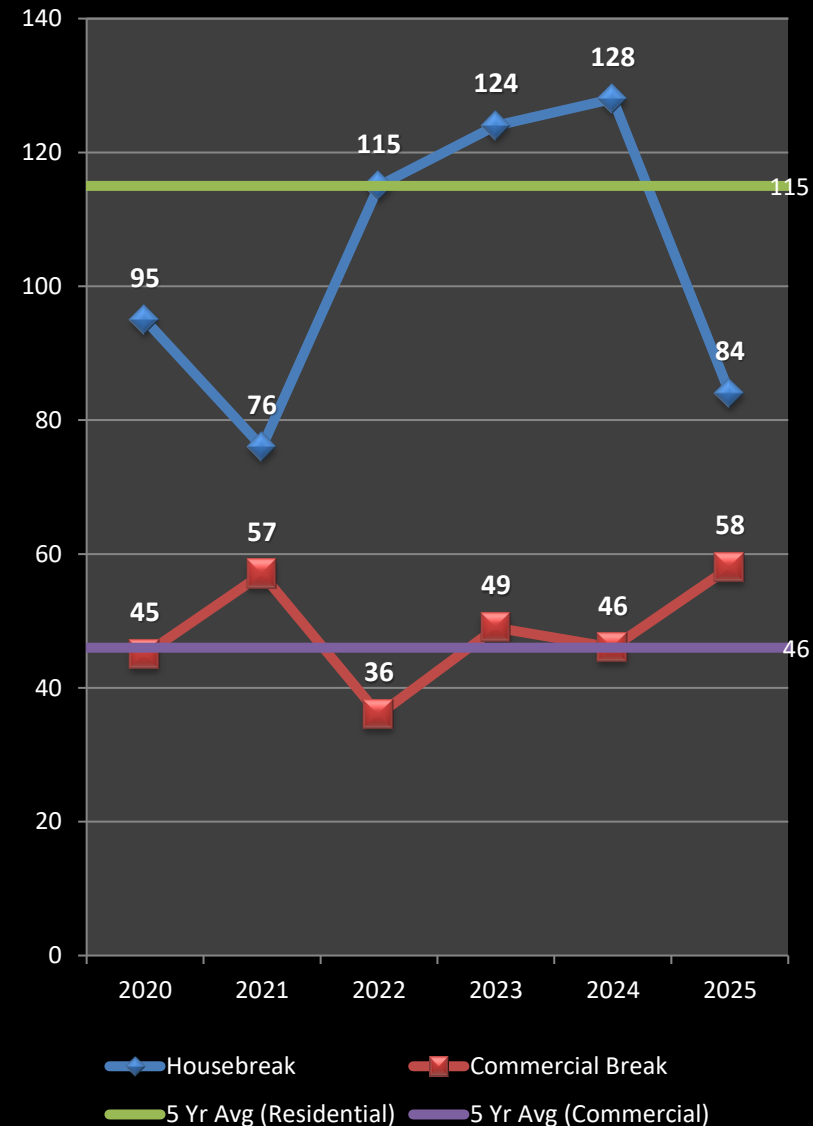
**+50%**

Previous Year

**-18%**

5-Year Average

**-12%**



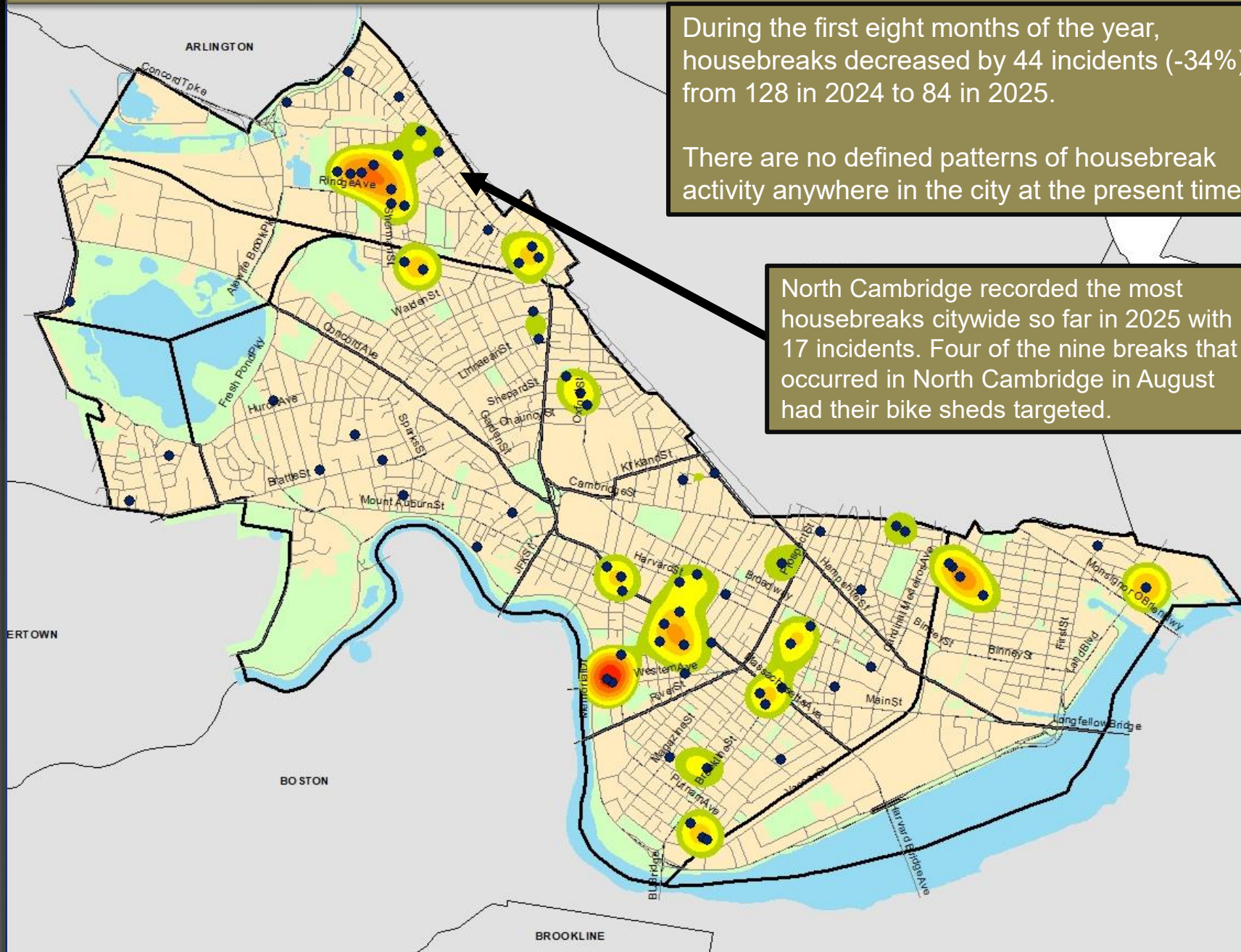


## Geographic Breakdown of Housebreaks: 1.1.25 – 9.1.25

During the first eight months of the year, housebreaks decreased by 44 incidents (-34%) from 128 in 2024 to 84 in 2025.

There are no defined patterns of housebreak activity anywhere in the city at the present time.

North Cambridge recorded the most housebreaks citywide so far in 2025 with 17 incidents. Four of the nine breaks that occurred in North Cambridge in August had their bike sheds targeted.







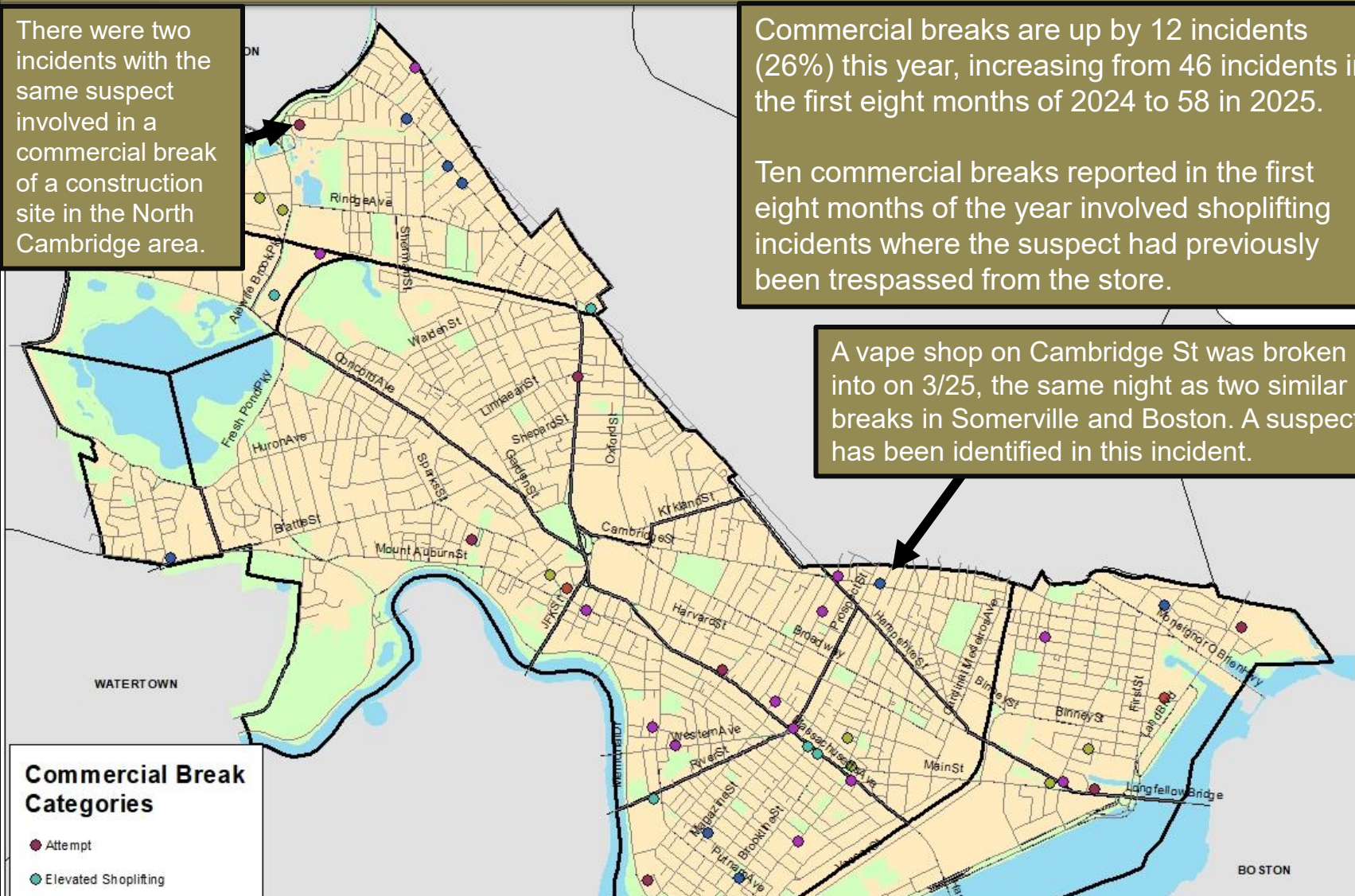
# Geographic Breakdown of Commercial Breaks: 1.1.25 – 9.1.25

There were two incidents with the same suspect involved in a commercial break of a construction site in the North Cambridge area.

Commercial breaks are up by 12 incidents (26%) this year, increasing from 46 incidents in the first eight months of 2024 to 58 in 2025.

Ten commercial breaks reported in the first eight months of the year involved shoplifting incidents where the suspect had previously been trespassed from the store.

A vape shop on Cambridge St was broken into on 3/25, the same night as two similar breaks in Somerville and Boston. A suspect has been identified in this incident.



There was a series of smash-n-grab/forced door commercial breaks occurring in February and early March throughout the city targeting cash registers, which was possibly related to a similar series seen in Boston at the same time. The activity ceased in Cambridge following the 3/13 arrest of a suspect from one of the Boston incidents.



# LARCENY

*No Patterns*

- Preliminary stats indicate that overall larceny through September 1<sup>st</sup> of 2025 registered at 1,853 incidents, 10% above the same time in 2024. The total of 1,853 larcenies reported in 2025 is also 26% above the five-year average of 1,472 incidents.
- The larceny from motor vehicle total through September 1<sup>st</sup>, 2025, is 200 incidents, 12% (22 incidents) above the same time frame in 2024. However, this total is still 16% below the five-year average of 238 incidents.
- Through September 1<sup>st</sup>, 2025, there were 55 larcenies from the person reported in Cambridge, which is 7% (4 incidents) below the same time frame in 2024. Twenty of the 55 incidents reported thus far in 2025 took place in Central Square. Harvard Square saw the second most with 14 incidents.
- There were 120 larcenies from buildings reported in the first eight months of 2025. This total is 21 incidents (15%) below 2024 and is 13 incidents (10%) below the five-year average of 133. There are no defined patterns of this crime type in the city at this time.
- Larcenies from residences are up 53 incidents (20%) in 2025 when compared with 2024. Package thefts have made up the majority of this crime type in recent years due to the increased volume of deliveries that began during the pandemic and have continued ever since. Package thefts have accounted for 218 of the 320 larcenies from residences (68%) so far this year.
- There have been 261 larcenies of bicycles reported so far in 2025. This total is 51 incidents (16%) below the 2024 total through September 1<sup>st</sup> and is 70 incidents (21%) below the five-year average of 331. The top neighborhoods for bike thefts so far in 2025 are North Cambridge with 54 and Mid-Cambridge and East Cambridge each with 27 incidents.

## Percent Change

Last 4 Weeks

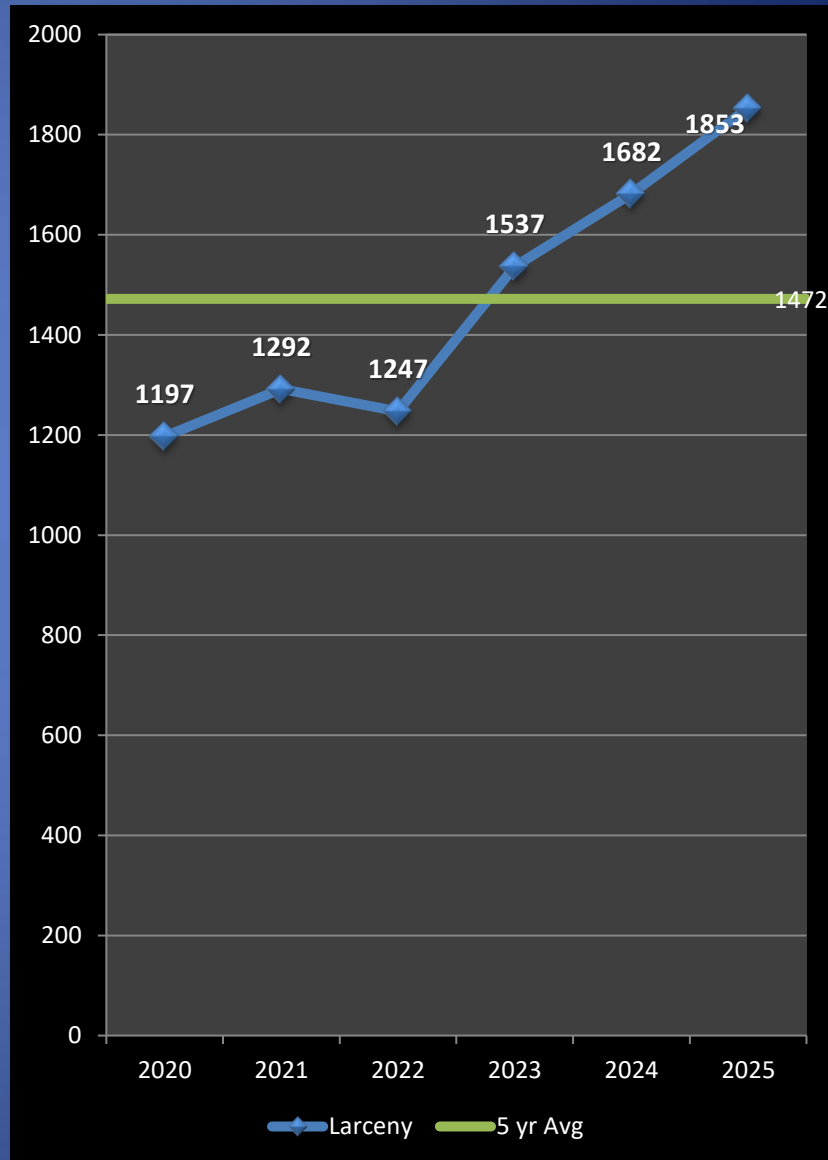
**+10%**

Previous Year

**+10%**

5-Year Average

**+26%**







# LARCENY From MV

No Patterns

- The larceny from motor vehicle total through September 1<sup>st</sup>, 2025, is 200 incidents, which is 12% (22 incidents) above the same time frame in 2024. Conversely, the 200 thefts from vehicles reported so far indicate a decrease of 38 incidents (16%) below the 238 car breaks forecasted through September 1<sup>st</sup>.
- The neighborhoods with the most larcenies from motor vehicles for the first eight months of 2025 are North Cambridge with 39 incidents, followed by Mid-Cambridge with 32, Cambridgeport with 25, The Port with 19, and Riverside and Peabody each with 18 incidents.
- Comparing the last four weeks (August) to the previous four (July), there was an 28% decrease in larcenies from motor vehicles, with eight fewer incidents reported.
- Of the 200 incidents reported so far in 2025, 95 vehicles (48%) were entered via unlocked doors and 79 vehicles (40%) were entered by unknown means.
- A new trend may be emerging in Cambridge. During the month of July, the Honda “H” emblem was reported stolen from at least four Honda CRVs across the city. There was one additional incident of this type reported in August. It is believed that thieves are targeting the radar sensor that is accessible behind the emblem.

## Percent Change

Last 4 Weeks

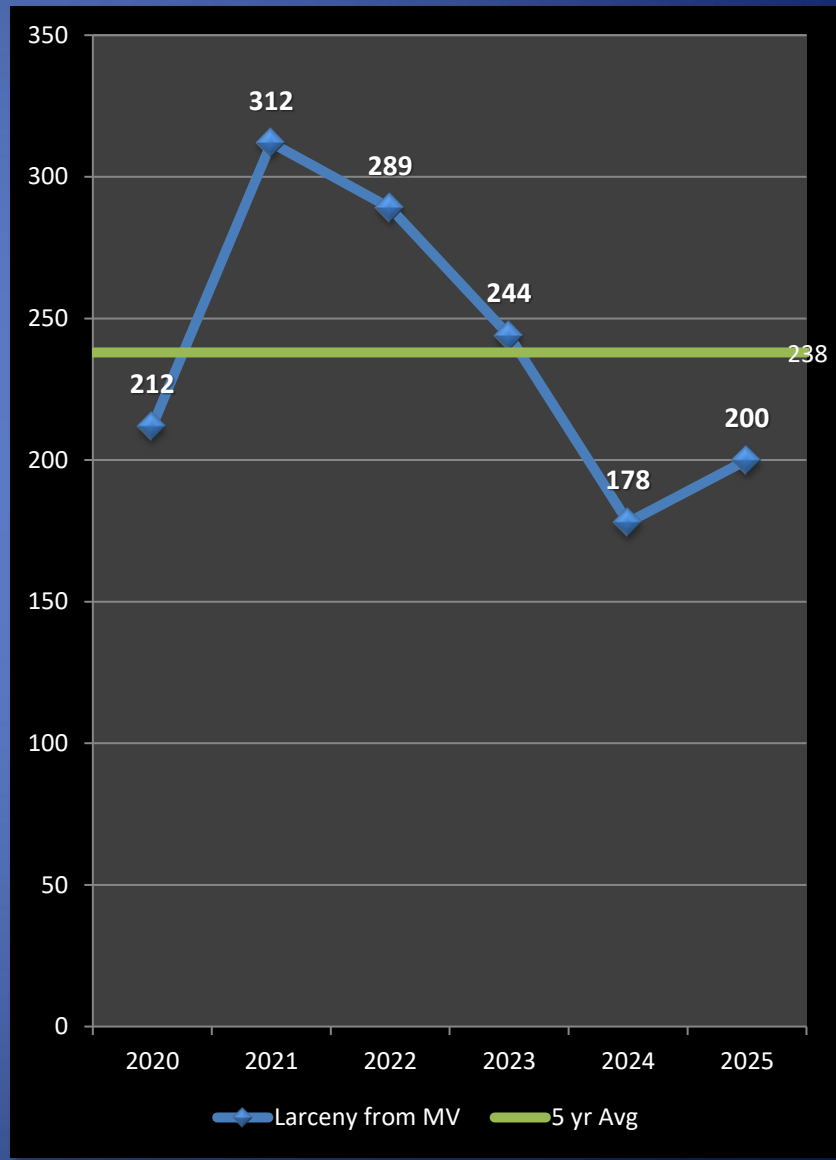
-28%

Previous Year

+12%

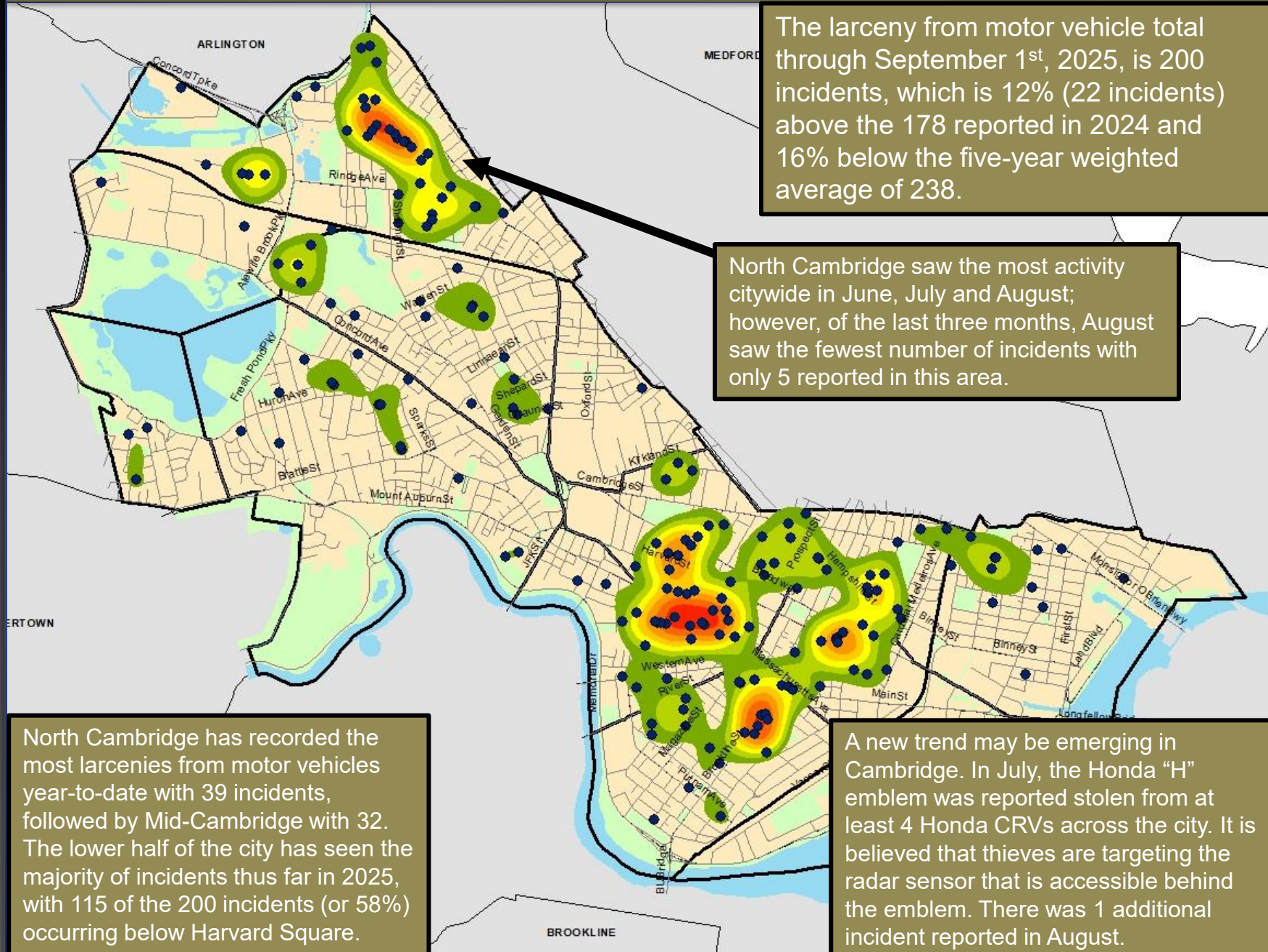
5-Year Average

-16%





# Geographic Breakdown of Larceny from Motor Vehicles: 1.1.25 – 9.1.25





# LARCENY of Bicycle

## No Patterns

- There have been 261 bicycle thefts reported citywide so far in 2025, down 16% from the 312 reported during the same time frame in 2024. The 2025 total is also registering at 21% (70 incidents) below the five-year average of 331.
- The most recent four weeks (August) saw a 19% increase in bike thefts when compared with the previous four weeks (July), with seven more thefts reported in August. We expect monthly totals to remain high while students return to school and likely drop off with the cooler months.
- 139 bike thefts (or 53% of all citywide thefts year-to-date) have occurred south/east of Harvard Square.
- Of the 261 bike thefts reported in 2025, 200 (77%) were reportedly locked at the time of the theft.

### Top Neighborhoods for Bike Theft in 2025:

Neighborhood	YTD Total	% Citywide
North Cambridge	54	21%
Mid-Cambridge	27	10%
East Cambridge	27	10%
Cambridgeport	25	10%
Riverside	25	10%

### Percent Change

Last 4 Weeks

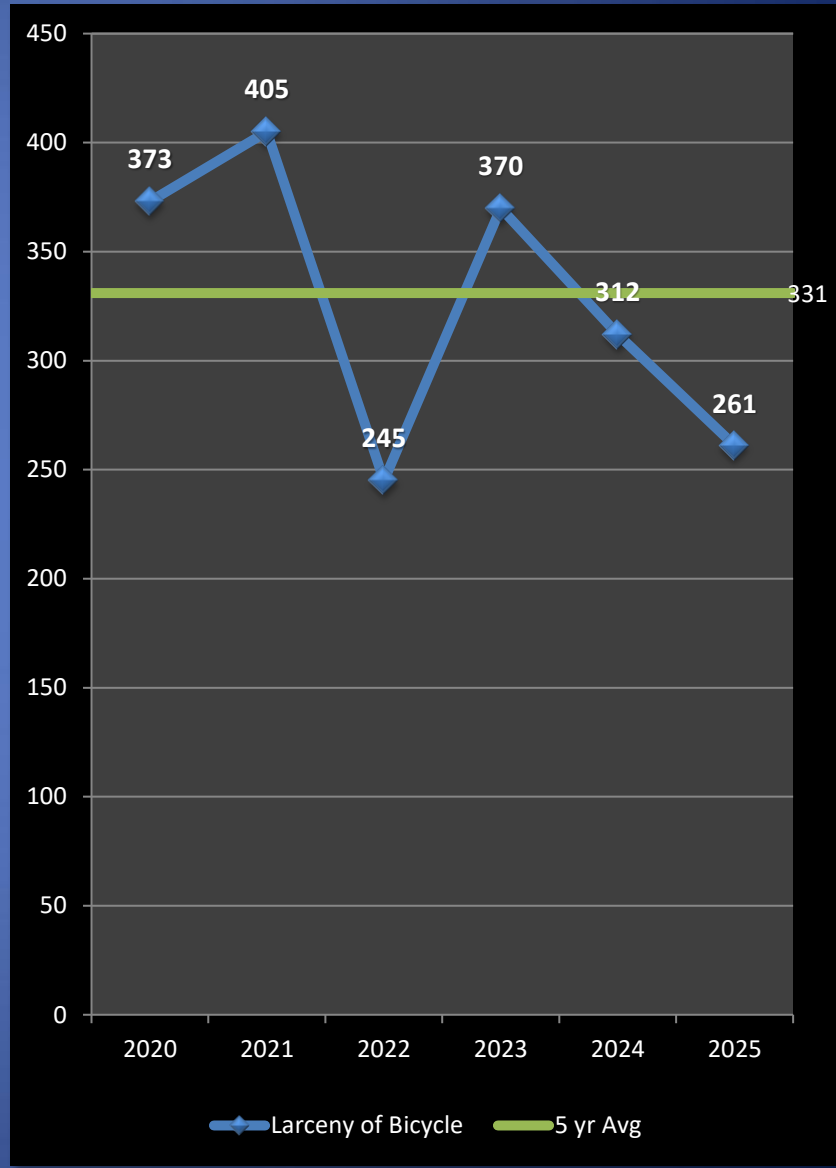
**+19%**

Previous Year

**-16%**

5-Year Average

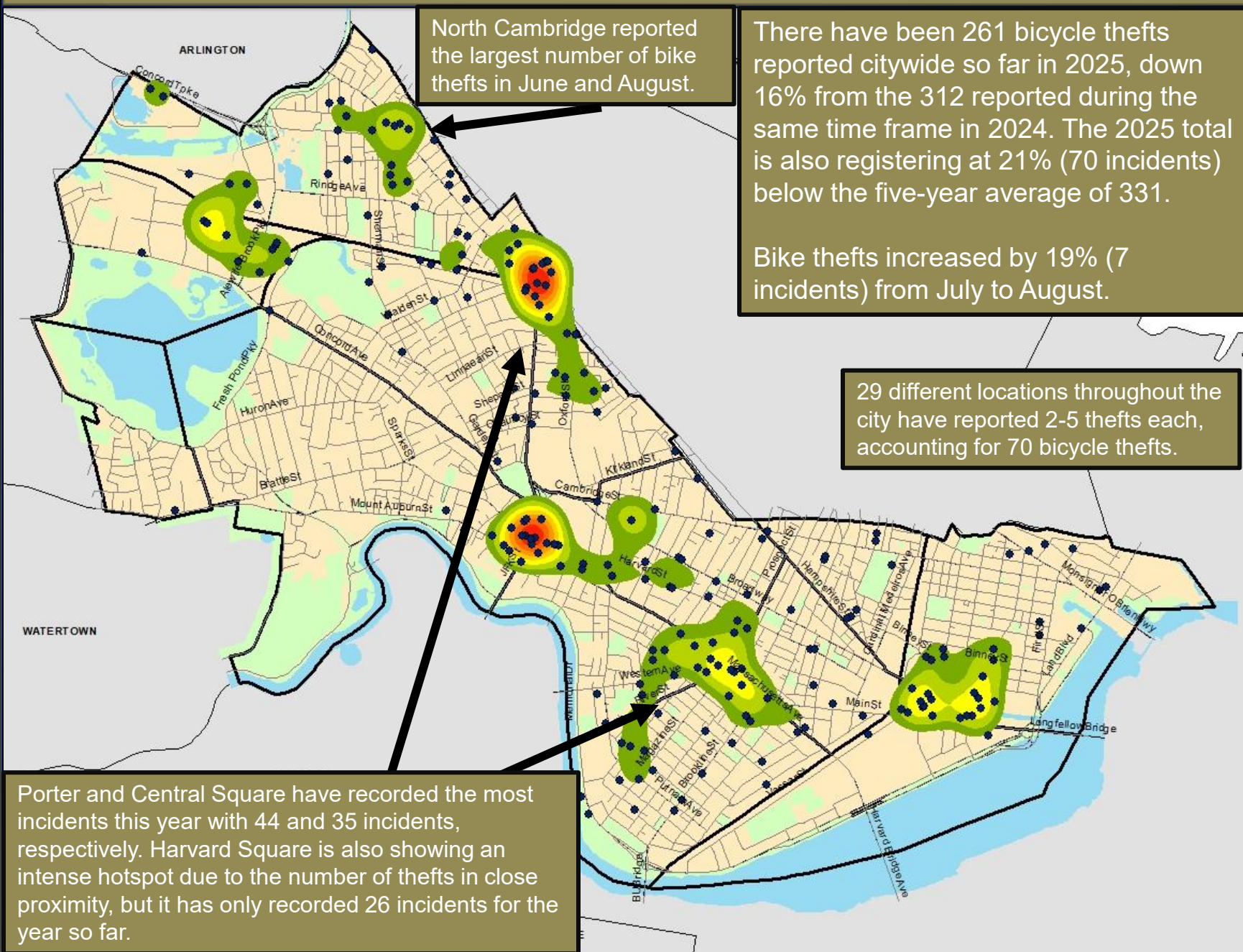
**-21%**







# Geographic Breakdown of Bicycle Thefts: 1.1.25 – 9.1.25







## Geographic Breakdown of Package Thefts: 1.1.25 – 9.1.25

Package thefts accounted for 218 (or 68%) of the 320 larcenies from residences reported in the first eight months of 2025.

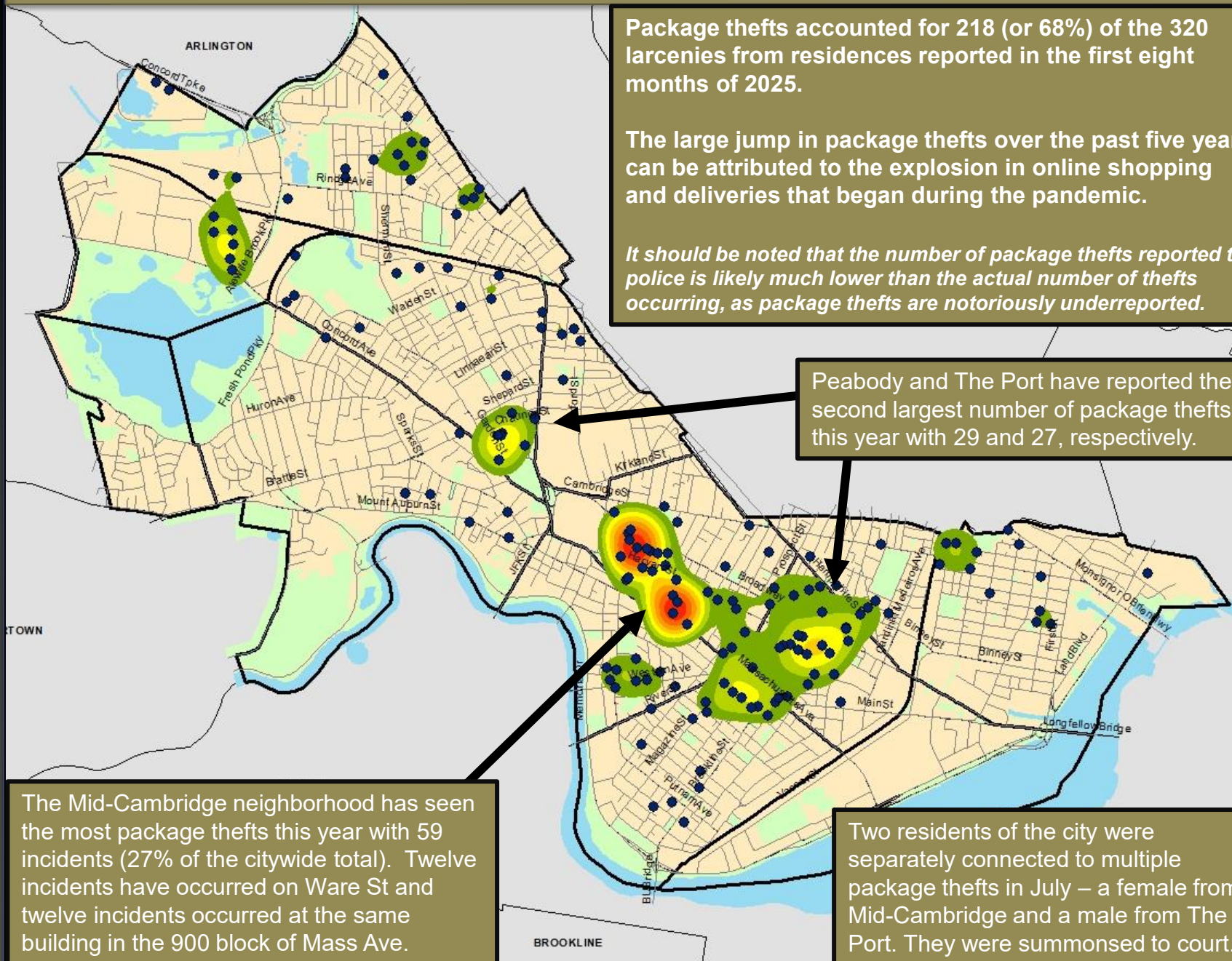
The large jump in package thefts over the past five years can be attributed to the explosion in online shopping and deliveries that began during the pandemic.

*It should be noted that the number of package thefts reported to police is likely much lower than the actual number of thefts occurring, as package thefts are notoriously underreported.*

Peabody and The Port have reported the second largest number of package thefts this year with 29 and 27, respectively.

The Mid-Cambridge neighborhood has seen the most package thefts this year with 59 incidents (27% of the citywide total). Twelve incidents have occurred on Ware St and twelve incidents occurred at the same building in the 900 block of Mass Ave.

Two residents of the city were separately connected to multiple package thefts in July – a female from Mid-Cambridge and a male from The Port. They were summonsed to court.

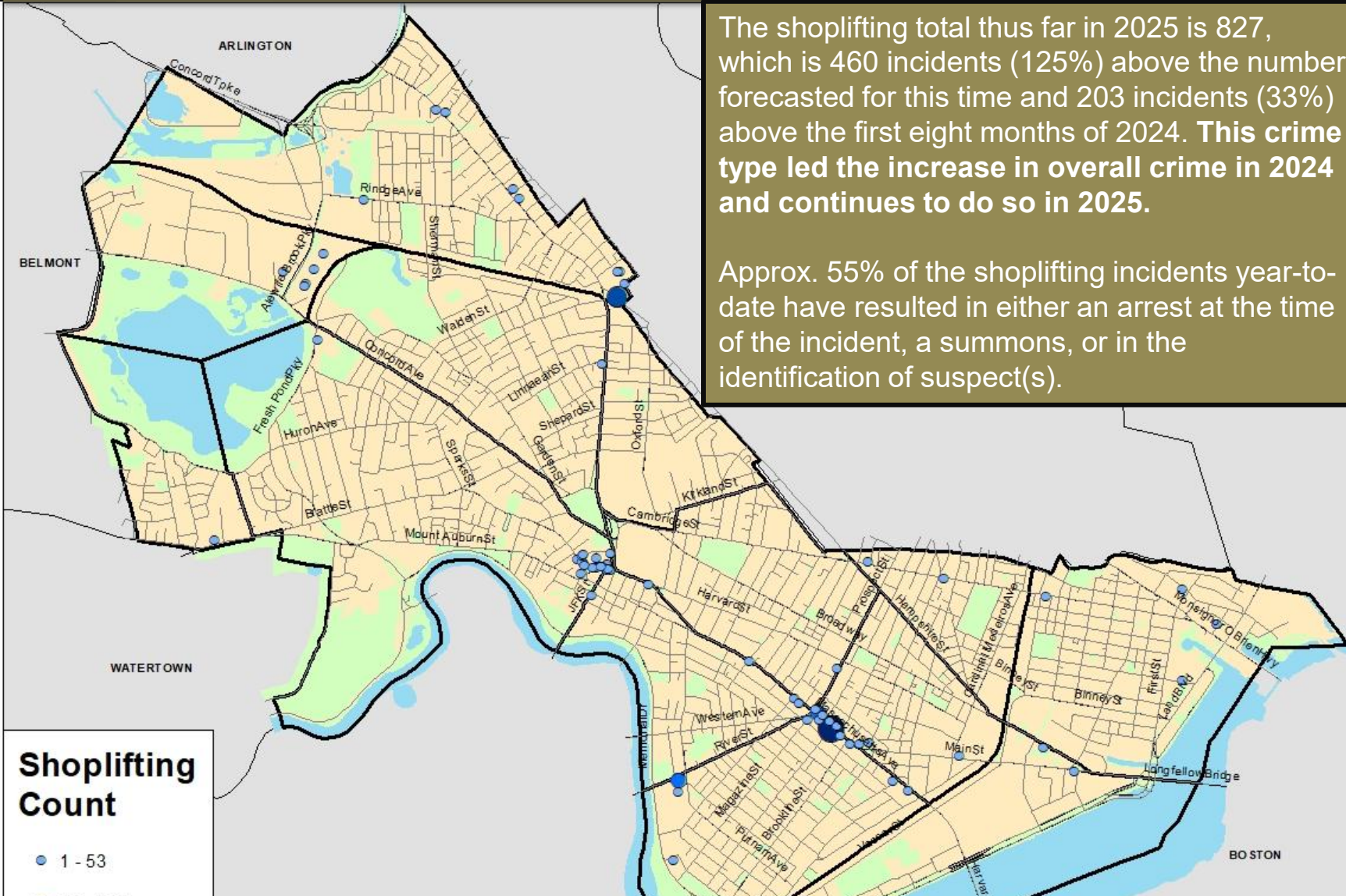




## Geographic Breakdown of Shoplifting: 1.1.25 – 9.1.25

The shoplifting total thus far in 2025 is 827, which is 460 incidents (125%) above the number forecasted for this time and 203 incidents (33%) above the first eight months of 2024. **This crime type led the increase in overall crime in 2024 and continues to do so in 2025.**

Approx. 55% of the shoplifting incidents year-to-date have resulted in either an arrest at the time of the incident, a summons, or in the identification of suspect(s).



Target in Central Sq has seen the most shoplifting incidents in 2025 with 208 thefts, followed by the Target in Porter Square with 152, and the Walgreens on River St with 64 incidents. There are 12 locations citywide that have reported more than 10 instances of shoplifting so far this year.



# AUTO THEFT

*No Patterns*

- The five-year weighted average for auto theft for the first eight months of the year is 87, and with 64 reported so far in 2025, Cambridge has experienced a decrease of 26% below the expected total. Auto thefts have also decreased 11% (8 incidents) when compared with the same time period in 2024.
- The most recent four weeks (August) saw an increase of eight incidents (133%) above the previous four weeks (July).
- The neighborhood breakdown for auto theft totals in 2025 is as follows: Cambridgeport – 13; The Port – 12; West Cambridge – 11; East Cambridge – 6; Peabody, Riverside, and North Cambridge - 5 each; Mid-Cambridge – 3; Inman/Harrington and The Highlands – 2 each.
- 15 of the 64 auto thefts reported so far this year involved a situation where the operator left the vehicle unlocked and/or running in order to deliver a package or grab food. When the victim returned, the vehicle was gone.
- 26 of the 64 motor vehicles stolen thus far in 2025 have been recovered to date, with one involving an arrest at the time of the recovery.

## Percent Change

Last 4 Weeks

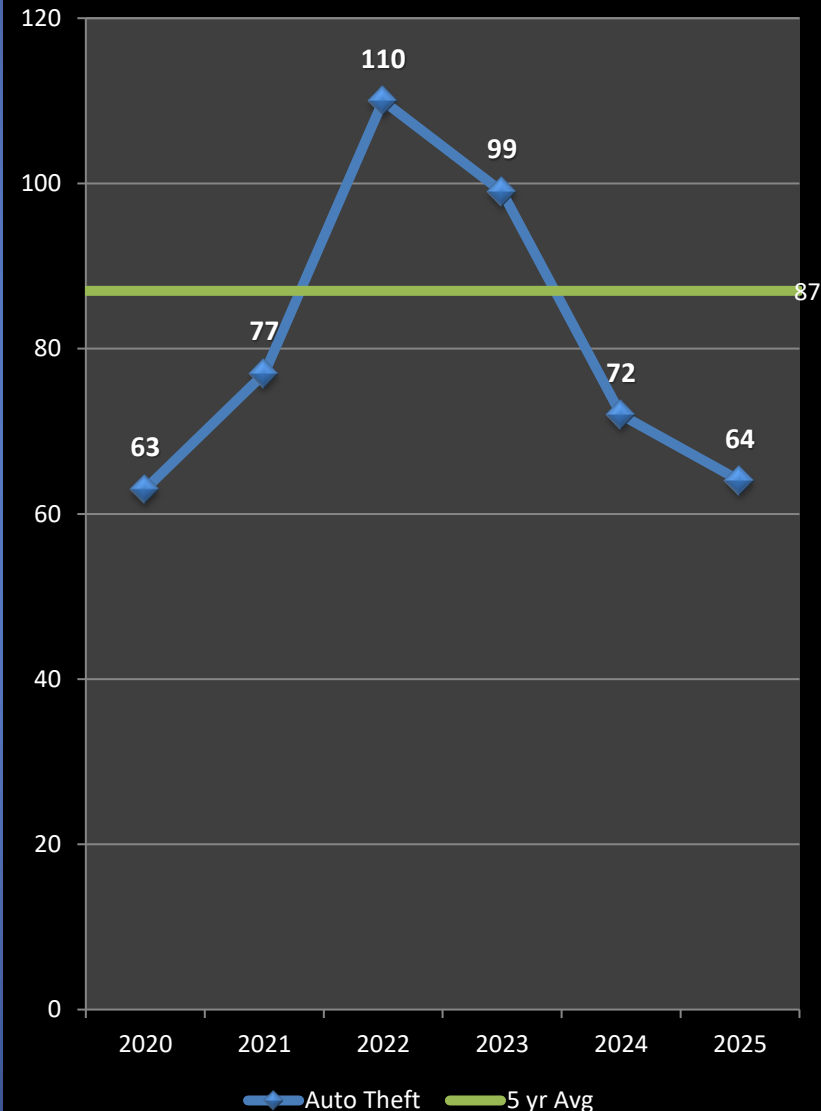
**+133%**

Previous Year

**-11%**

5-Year Average

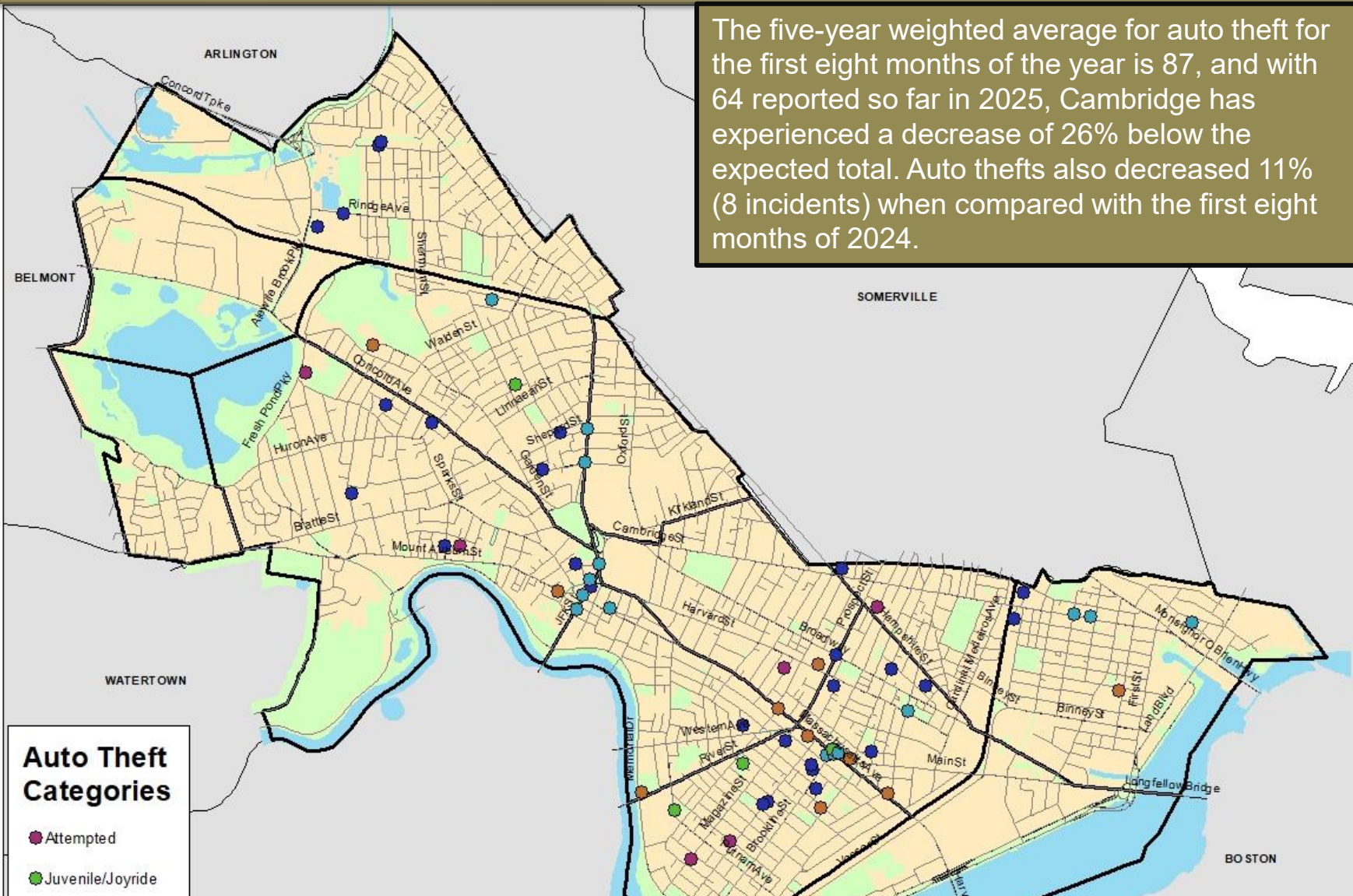
**-26%**





# Geographic Breakdown of Auto Thefts: 1.1.25 – 9.1.25

The five-year weighted average for auto theft for the first eight months of the year is 87, and with 64 reported so far in 2025, Cambridge has experienced a decrease of 26% below the expected total. Auto thefts also decreased 11% (8 incidents) when compared with the first eight months of 2024.



## Auto Theft Categories

- Attempted
- Juvenile/Joyride
- Left Running
- Two-Wheeled
- Unknown

Over the past two years, there has been an increase in auto thefts involving vehicles left running, particularly in areas where delivery drivers park quickly to pick up restaurant orders, only to find their car gone when they exit the establishment. There have been 15 reports of this nature reported year-to-date in 2025.





# Help Prevent Crime

*And keep yourself informed!*

## To receive information from the CPD:

- Sign up with for the **Cambridge Alert Network**, to receive alerts about emerging crime patterns, neighborhood meetings, and crime prevention tips, by visiting [www.CambridgeMa.gov/AlertNetwork](http://www.CambridgeMa.gov/AlertNetwork).
- “Like” the Cambridge Police Department on Facebook at [www.facebook.com/CambridgePolice](http://www.facebook.com/CambridgePolice)
- Follow [@CambridgePolice](https://twitter.com/CambridgePolice) on Twitter.
- Visit our website at [www.CambridgePolice.org](http://www.CambridgePolice.org) for valuable information and reports including the Daily Log and BridgeStat, which is published on the first Friday of every month.
- Download our “MyPD” smartphone app at [www.CambridgePolice.org/MyPD](http://www.CambridgePolice.org/MyPD).

## To Share Information with the CPD:

- Call our Non-Emergency Telephone Number at **617-349-3300**.
  - Every call for service generates a police response, so help drive our resources by reporting things that seem suspicious or out of the ordinary.
- Send an Anonymous TEXT-A-TIP:
  - Send an ANONYMOUS text message to **Tip411 (847411)**. Begin your message with Tip650 and then type your message. You will receive a response from the Cambridge Police with the option to continue communicating. Please remember that this is not a replacement for 9-1-1. **If you witness an emergency situation, please call 9-1-1 immediately.**
- Send an Anonymous Crime Tip E-Mail at [www.CambridgePolice.org/Tips](http://www.CambridgePolice.org/Tips)