



# Cambridge Police Department BridgeStat

December 2022

Produced by the Crime Analysis Unit

***\*Preliminary 2022 Year-to-Date numbers are subject to change as data is finalized in the coming weeks.***



# Part I Total Crime

An analysis of **preliminary** end-of-the-year serious crime statistics for Cambridge in 2022 reveals a moderate increase of 10% in the Part One index total reported to the FBI when compared with the same time period in 2021. In 2022, there were 2,866 serious crimes reported in the City. Through December 31<sup>st</sup> in 2021, the combined total for Murder, Rape, Robbery, Aggravated Assault, Burglary, Larceny & Auto theft was 2,597 incidents, 269 fewer than this year. When measured against the five-year average, a 17% increase in the crime index was recorded.

Further analysis of the unofficial crime totals between January 1<sup>st</sup> and December 31<sup>st</sup> of 2022 indicates that violent crimes jumped upward 23% when compared with last year, with 71 additional crimes reported, and property crimes saw an uptick of 9%, with 198 additional crimes reported when compared with the end-of-the-year totals for 2021.

Four target crimes recorded major increases this year, with street robberies surging from 57 incidents to 78 crimes (+37%), housebreaks up from 124 reports to 201 incidents (+62%), larcenies from the building up 68 crimes (+47%) when compared with 2021, and shoplifting rising from 192 to 297 incidents (+55%). The 23% decrease in larcenies of bicycles and the 26% drop in commercial burglary when compared with 2021 were the only trend indicators identified in 2022 that kept the overall crime index at a moderate increase.

When analyzing the serious crime totals of December 2022 versus the previous month of November, there was a decrease of 15% in the number of index incidents, with 37 fewer crimes reported in December.

	<u>4 Week Snapshot</u>			<u>Year to Date</u>			<u>Five Year</u>	
	11/6/22 - 12/3/22	12/4/22 - 12/31/22	Change	2021	2022	Change	Avg	Change
Total Violent Crime	25	28	12%	314	385	23%	302	27%
Total Property Crime	229	189	-17%	2283	2481	9%	2139	16%
Total Part I Crime	254	217	-15%	2597	2866	10%	2441	17%



# Part I Property Crime

The preliminary end-of-the-year property crime figures for 2022 indicate a 9% increase (+198 incidents) when measured against the 2021 totals and a 16% jump (+342 crimes) above the five-year average.

Multiple property crime categories recorded significant increases in 2022 when measured against 2021, most notably a 62% jump in housebreaks, a 47% increase in larcenies from the building, and a 55% rise in shopliftings. Notably, there has been a 23% reduction in larceny of bicycles, which is down 144 incidents from the high total of 623 bike thefts reported in 2021. Commercial breaks also registered a drop of 26% (-19 incidents) in 2022.

	4 Week Snapshot			Year to Date			Five Year	
	11/6/22 - 12/3/22	12/4/22 - 12/31/22	Change	2021	2022	Change	Avg	Change
<b>Burglary</b>	<b>30</b>	<b>25</b>	<b>-17%</b>	<b>196</b>	<b>254</b>	<b>30%</b>	<b>196</b>	<b>30%</b>
Commercial Break	9	5	-44%	72	53	-26%	57	-7%
Housebreak	21	20	-5%	124	201	62%	139	45%
<b>Larceny</b>	<b>190</b>	<b>158</b>	<b>-17%</b>	<b>1958</b>	<b>2075</b>	<b>6%</b>	<b>1835</b>	<b>13%</b>
Larceny (Misc)	2	5	150%	62	85	37%	48	77%
Larceny from Building	13	15	15%	146	214	47%	180	19%
Larceny from MV	35	51	46%	446	462	4%	345	34%
Larceny from Person	12	9	-25%	106	120	13%	126	-5%
Larceny from Residence	47	36	-23%	350	380	9%	316	20%
Larceny of Bicycle	49	13	-73%	623	479	-23%	514	-7%
Larceny of Plate	0	1	IN-CALC	27	23	-15%	20	15%
Larceny of Services	1	1	0%	6	15	150%	12	25%
Shoplifting	31	27	-13%	192	297	55%	274	8%
<b>Auto Theft</b>	<b>9</b>	<b>6</b>	<b>-33%</b>	<b>129</b>	<b>152</b>	<b>18%</b>	<b>108</b>	<b>41%</b>
<b>Total Property Crime</b>	<b>229</b>	<b>189</b>	<b>-17%</b>	<b>2283</b>	<b>2481</b>	<b>9%</b>	<b>2139</b>	<b>16%</b>

# Part I Violent Crime

Unofficial numbers for 2022 indicate that there were 385 violent crimes recorded in Cambridge, 71 incidents (+23%) above last year's total of 314 and 83 incidents (+27%) above the five-year average through December 31<sup>st</sup> of this year.

Preliminarily, there were 43 rapes recorded in Cambridge in 2022, while there were 36 reported during the same time period in 2021. **The trend observed during Covid of a high percentage of aggravated assaults occurring in Central Square and on peripheral side streets continued throughout 2022 with 80 of the 222 citywide reports occurring in this area.** The street robbery total has climbed from 57 incidents in 2021 to 78 (+37%) in 2022. This total is also 20 incidents (+34%) above the forecasted total of 58 street robberies for this time period.

For only the fourth time in 20 years, no murders were reported in Cambridge in 2022. The last murder in Cambridge took place on March 27<sup>th</sup>, 2021. In that incident, a fatal shooting occurred at approximately 12:40 a.m. on Pemberton Street. The victim was reportedly located unconscious outside his vehicle and was transported to Mount Auburn Hospital where he later died. The victim has been identified as Xavier Louis-Jacques, 19, of Cambridge. The investigation is ongoing.

	<u>4 Week Snapshot</u>			<u>Year to Date</u>			<u>Five Year</u>	
	11/6/22 - 12/3/22	12/4/22 - 12/31/22	Change	2021	2022	Change	Avg	Change
Homicide	0	0	IN-CALC	1	0	IN-CALC	1	-100%
Rape	3	4	33%	36	43	19%	30	43%
Robbery	2	4	100%	68	95	40%	75	27%
Commercial Robbery	0	1	IN-CALC	11	17	55%	17	0%
Street Robbery	2	3	50%	57	78	37%	58	34%
Aggravated Assault	20	20	0%	209	247	18%	195	27%
<b>Total Violent Crime</b>	<b>25</b>	<b>28</b>	<b>12%</b>	<b>314</b>	<b>385</b>	<b>23%</b>	<b>302</b>	<b>27%</b>



# MURDER

*No Patterns*

- There were no murders recorded in Cambridge in 2022. This has happened only three other times in the past 20 years—in 2004, 2007, and 2010.
- In the last reported homicide in Cambridge, on Saturday 3/27/21, there was a fatal shooting that occurred at approximately 12:40 a.m. on Pemberton Street. The victim was reportedly located unconscious outside his vehicle by a passerby who called 911. The victim was transported to Mount Auburn Hospital where he later died. The victim has been identified as Xavier Louis-Jacques, 19, of Cambridge. The investigation is ongoing.
- On April 23, 2020, Jose Bermudez was arrested for the fatal daylight stabbing of 33-year-old Danilo Perez in Central Square on April 14. Bermudez and Perez were both part of the homeless community and were known to each other. Bermudez is being held without bail. This was the first homicide reported in Cambridge since January of 2019 and it ended up being the only homicide recorded in 2020.
- There was one murder in Cambridge in 2019. The Middlesex DA's Office and the Cambridge Police are asking for public assistance regarding the ongoing investigation into the fatal incident that occurred in the New Street area of Danehy Park around 6:30PM on the night of January 2<sup>nd</sup>, 2019. This incident is being investigated as a homicide. The preliminary investigation suggests that the victim, 60-year-old Paul Wilson, died as a result of blunt force trauma and that robbery does not appear to have been the motive.

## Percent Change\*

Last 4 Weeks

0%

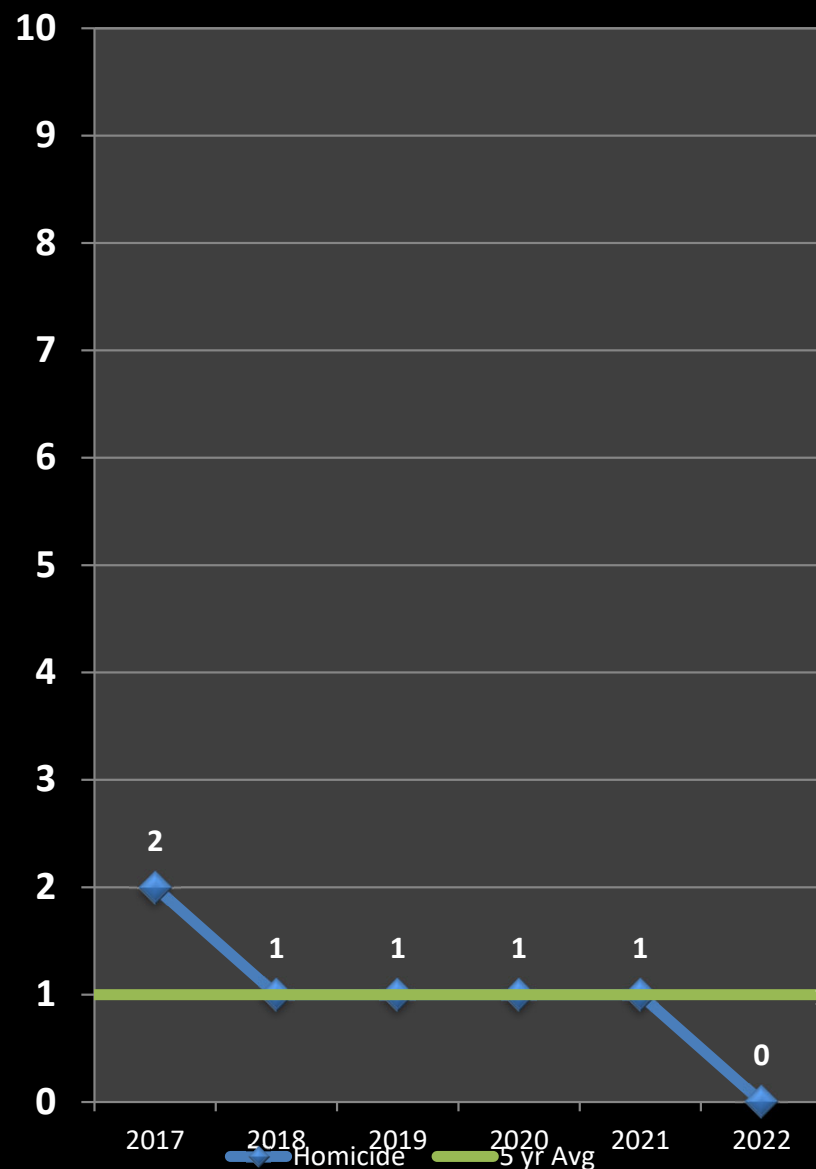
Previous Year

-100%


5-Year Average

-100%

\*IN -CAL: Percentages are not calculated for numbers so small as to present a statistically misleading percentage.








# Characteristics of Murder in Cambridge

For the 30-year period between 1960 and 1989, the City of Cambridge averaged slightly less than five murders per year. The annual average since 1990 has fallen to approximately two per year. Trend analysis over recent years points to two recurring murder scenarios in Cambridge: domestic murder, in which one family member is brutally killed by another in a homicidal rage, and the murder of young males by a handgun or knife in acts of retaliatory street violence.

## Cambridge Murder Statistics, 1990-2022

- 64 people murdered in 59 incidents (in 4 of the incidents, 2 or more people were killed)
- 44 victims were male
- 20 victims were female
- Most common weapons: handguns (30 incidents) and knives (14 incidents)
- 20 of the 59 cases are still under investigation or remain unsolved
- 27 of the 38 cases since 2000 have been cleared by arrest or by the death of the suspect.



# RAPE

*No Patterns*

- Preliminary counts indicate that there were 43 rapes reported in 2022, seven more than were reported during the same time frame last year. The current total is also 13 incidents above the five-year average of 30 crimes.
- The 43 rapes reported in 2022 have been categorized as 20 acquaintance incidents, seven blitz scenarios, 10 domestic incidents, five contact assaults, and a home invasion. One of the blitz incidents did result in an arrest.
- Final counts indicate that there were 36 rapes reported in 2021, nine more than were reported in 2020. That total was also nine incidents above the five-year average of 27 crimes.
- The sexual assaults in 2021 were classified as 11 domestic situations, 17 involving acquaintances as the predator, five contact incidents, and three blitz scenarios that remain under investigation.
- The total number of reported rapes tends to fluctuate from year to year, but the number of stranger-to-stranger rapes reported each year in Cambridge—typically between one and five—remains extremely low.

## Percent Change\*

Last 4 Weeks

**+33%**

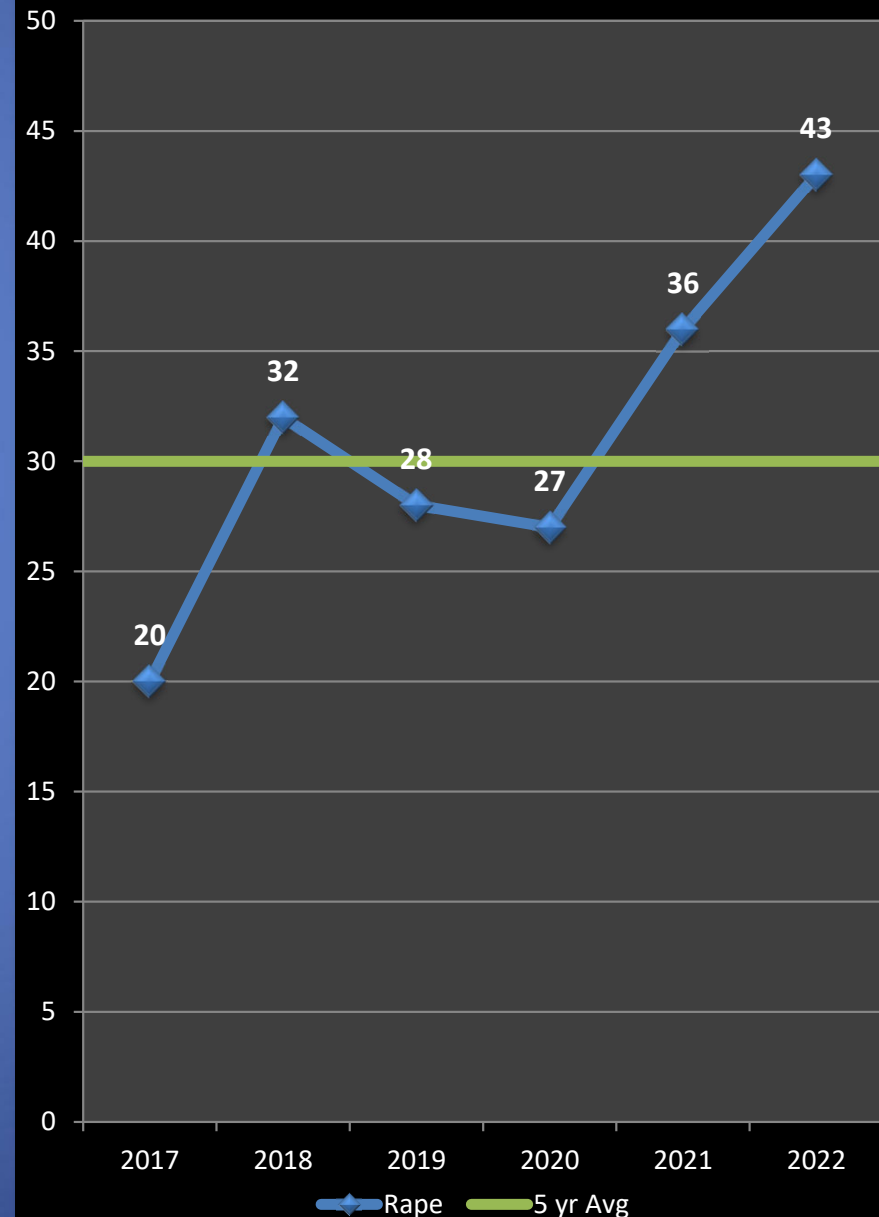
Previous Year

**+19%**

5-Year Average

**+43%**

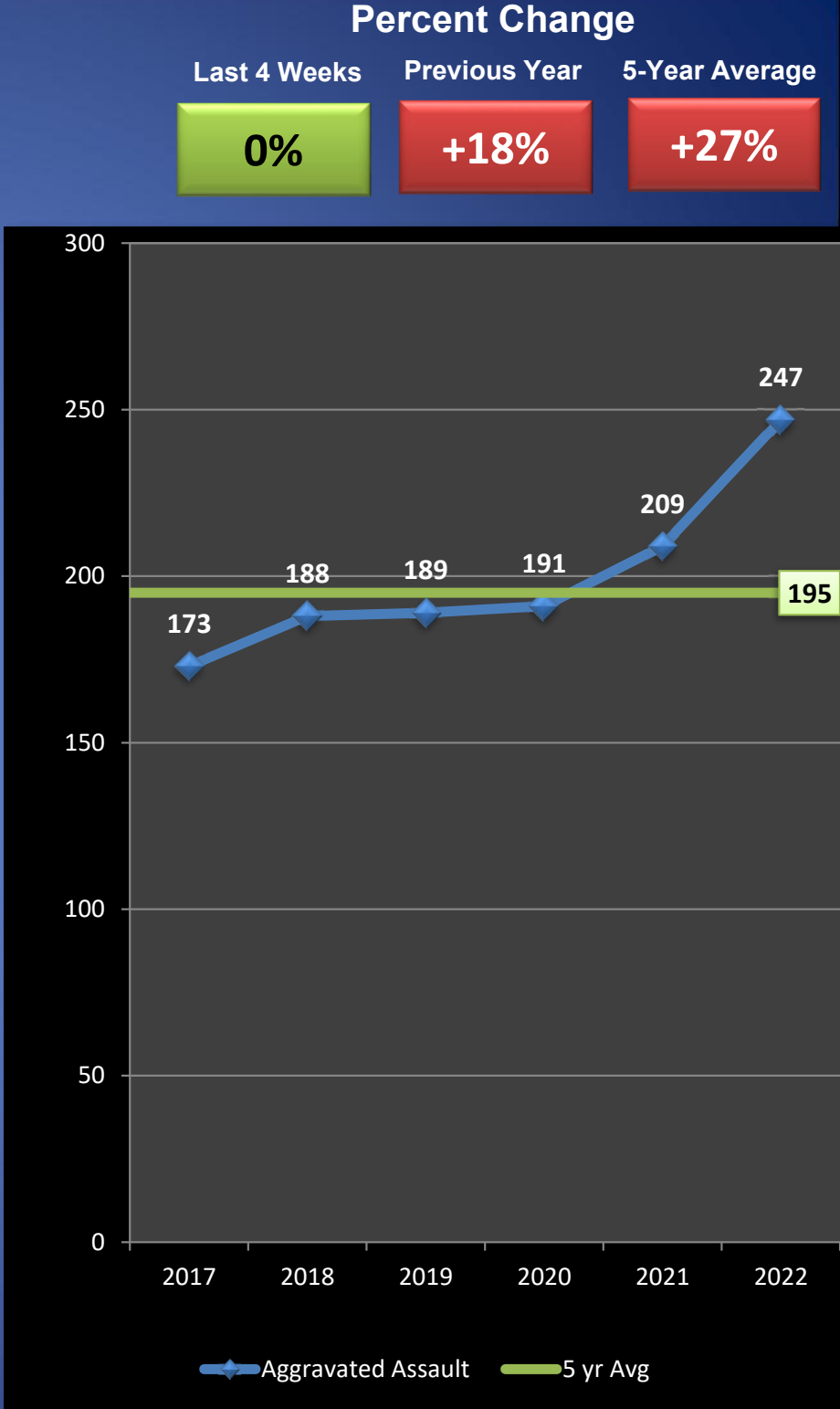
\*IN-CAL: Percentages are not calculated for numbers so small as to present a statistically misleading percentage.




# AGGRAVATED ASSAULT

## No Patterns

- The preliminary total of 247 aggravated assaults reported in 2022 is 38 crimes (+18%) above last year’s total and 52 incidents (+27%) above the forecast of 195 crimes for the five-year average.
- The 247 aggravated assaults reported this year were composed of the following classifications: 53 domestic altercations; 52 unprovoked scenarios; 24 assaults between acquaintances; 23 road rage incidents; 20 juvenile-related assaults; 16 assaults between unhoused individuals; 14 shop owner/patron assaults; 14 affrays; 12 psychotic episodes; 8 assaults on police officers; 4 drug deals that went awry; 3 bar/alcohol incidents; 2 workplace assaults; and 2 landlord/neighbor assaults.
- The trend observed during the Covid period of a high percentage of aggravated assaults occurring in and around the periphery of Central Square continued throughout 2022 with 88 (36%) of the 247 citywide reports occurring in this area. There were multiple altercations between unhoused individuals where knives were the weapon most commonly employed.
- There have been 13 confirmed shots fired incidents in Cambridge through November 28, 2022. No shots fired incidents were reported in November. Through the same time period in 2021, there were six shots fired incidents and seven shootings with injuries reported in Cambridge (including the last recorded homicide). See maps on slides 9 and 10 for more info.

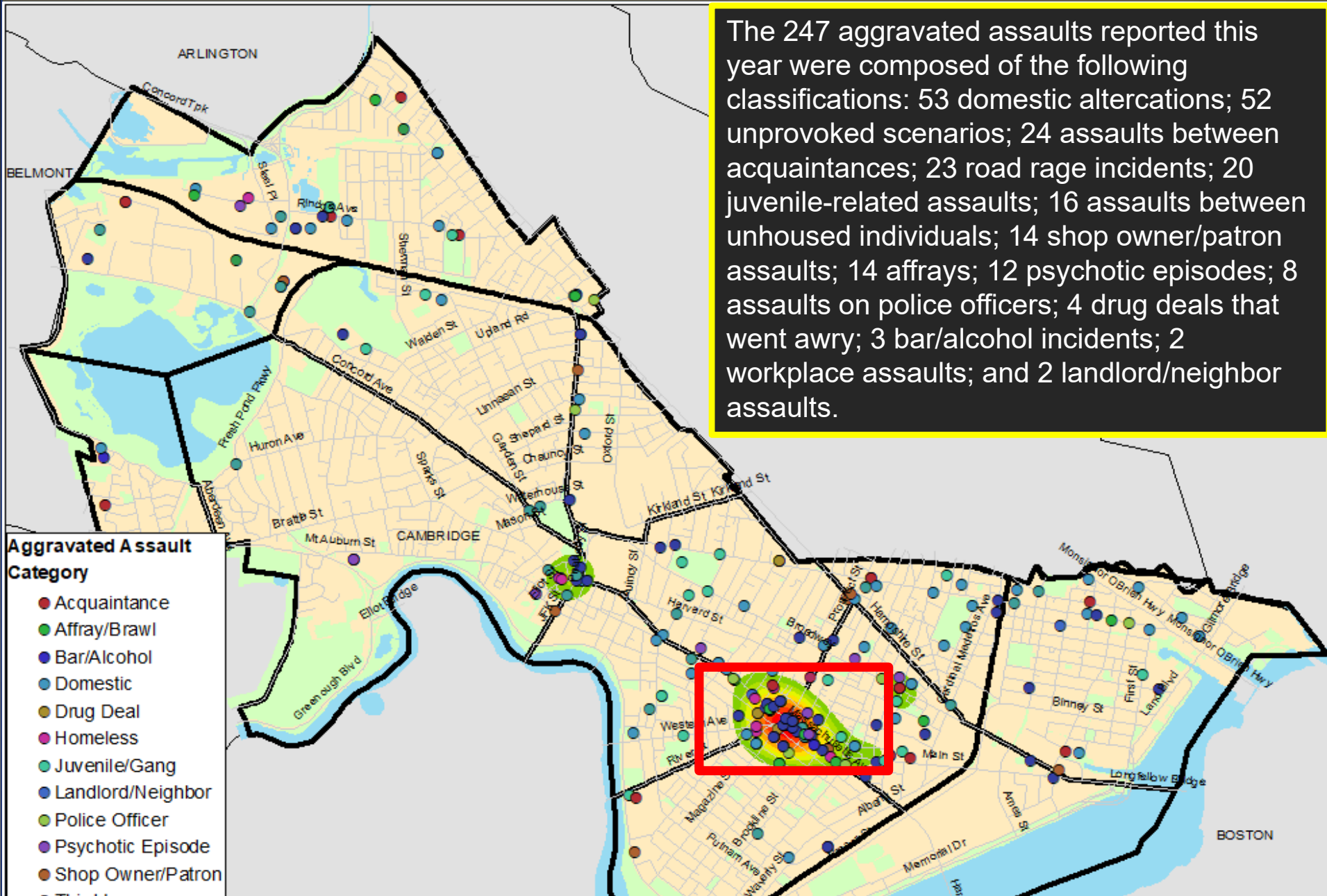






# Geographic Breakdown of Aggravated Assaults: 1.1.22 – 12.31.22

The 247 aggravated assaults reported this year were composed of the following classifications: 53 domestic altercations; 52 unprovoked scenarios; 24 assaults between acquaintances; 23 road rage incidents; 20 juvenile-related assaults; 16 assaults between unhoused individuals; 14 shop owner/patron assaults; 14 affrays; 12 psychotic episodes; 8 assaults on police officers; 4 drug deals that went awry; 3 bar/alcohol incidents; 2 workplace assaults; and 2 landlord/neighbor assaults.



The trend observed during the Covid period of a high percentage of aggravated assaults occurring in and around the periphery of Central Square continued throughout 2022, with 88 (36%) of the 247 citywide reports occurring in this area.

# Confirmed Shots Fired and Shootings in Cambridge: 1.1.22 – 6.30.22

There were 14 confirmed shots fired incidents in Cambridge in 2022, two of which resulted in non-fatal injuries. No fatal shootings were reported. In 2021, there were seven shots fired incidents and seven shootings with injuries reported in Cambridge (including the last recorded homicide).

**Shots Fired on 2.15 at 7:20pm**  
**Windsor St & Harvard St**  
 ShotSpotter alert. Multiple shell casings recovered. No injuries reported. Two males from Somerville and Lynn have been charged in connection with this incident.

**Shots Fired on 6.18 at 12:30pm**  
**Hurley St & First St**  
 No ShotSpotter alert. Multiple shell casings recovered. No injuries reported. Three males, two from Boston and one from Somerville, were arrested.

**Shots Fired on 1.6 at 12:53pm**  
**Pine St & School St**  
 No ShotSpotter alert. Multiple shell casings recovered. No injuries reported.

**Shots Fired on 1.19 at 5:05pm**  
**River St & Putnam Ave**  
 No ShotSpotter alert. Multiple shell casings recovered. No injuries reported.

**Shots Fired on 3.11 at 5:35pm**  
**Windsor St near School St**  
 ShotSpotter alert. Ballistic evidence recovered. No injuries reported.

Shooting Type

●

Shooting w/ Victim(s)

●

Shots Fired (no victims)





# Confirmed Shots Fired and Shootings in Cambridge: 7.1.22 – 12.31.22

**Shots Fired** on 12.16 at 12:48am,  
200 block of Garden St  
No ShotSpotter alert. Bullet  
recovered. No injuries reported.

There were 14 confirmed shots fired incidents in Cambridge in 2022, two of which resulted in non-fatal injuries. No fatal shootings were reported. In 2021, there were seven shots fired incidents and seven shootings with injuries reported in Cambridge (including the last recorded homicide).

**Shots Fired** on 10.8 at 12:19am,  
800 block of Mass Ave  
No ShotSpotter alert. Multiple shell  
casings recovered. No gunshot  
injuries reported.

**Shots Fired** on 9.11 at 1:00pm  
Market St & Windsor St  
No ShotSpotter alert. Multiple shell  
casings recovered. No injuries  
reported. Cambridge male arrested.

**Shots Fired** on 7.30 at 2:30am  
Church St  
No ShotSpotter alert. Ballistic  
evidence and a firearm recovered.  
No injuries reported. One male  
from Reading arrested.

**Shots Fired** on 9.7 at  
4:07am, Donnelly Field  
ShotSpotter alert. Ballistic  
evidence recovered. No  
injuries reported.

**Shots Fired** on 8.27 at 12:33am  
Magee St & Putnam Ave  
ShotSpotter alert. Multiple shell  
casings recovered. No injuries  
reported. Everett male arrested.

**Shooting** on 8.19 at 10:32pm  
Hoyt Field  
ShotSpotter alert. Multiple shell  
casings recovered. 18-year-old male  
and 19-year-old male, both from  
Cambridge, suffered non-fatal injuries.

**Shooting** on 10.3 at 1:31am  
Area of 731 Mass Ave  
No ShotSpotter alert. Multiple shell casings  
recovered. 34-year-old Cambridge male  
suffered non-fatal injuries.

**Shots Fired** on 7.3 at 2:55pm  
Mass Ave & Douglass St  
ShotSpotter alert. Ballistic  
evidence recovered. No injuries  
reported.

## Shooting Type

- Shooting w/ Victim(s)
- Shots Fired (no victims)



# Robbery

*No Patterns*

- Unofficial statistics for 2022 indicate that through December 31<sup>st</sup>, the 95 robberies that were recorded in Cambridge point to a substantial 40% increase (+27 incidents) above the 68 robberies counted in 2021. The total of 95 robberies reported in 2022 was also 20 incidents (+27%) above the five-year weighted average of 75.
- There were 17 commercial robberies recorded in Cambridge during 2022, six more than were counted during 2021 and right on par with the five-year average of 17. Only five commercial robberies were reported after July.
- The street robbery total surged from 57 incidents in 2021 to 78 (+37%) in 2022. This total is also 20 incidents above the forecasted total of 58 street robberies for the year.
- Forty-seven of the 78 street robberies in 2022 were concentrated in and around Central Square, with the predominant scenario involving a few predatory suspects stealing cell phones/personal belongings from unhoused individuals around the Square. This continues a trend that emerged over the last few months of 2021. Otherwise, no discernable patterns emerged with this year's increase.

## Percent Change

Last 4 Weeks

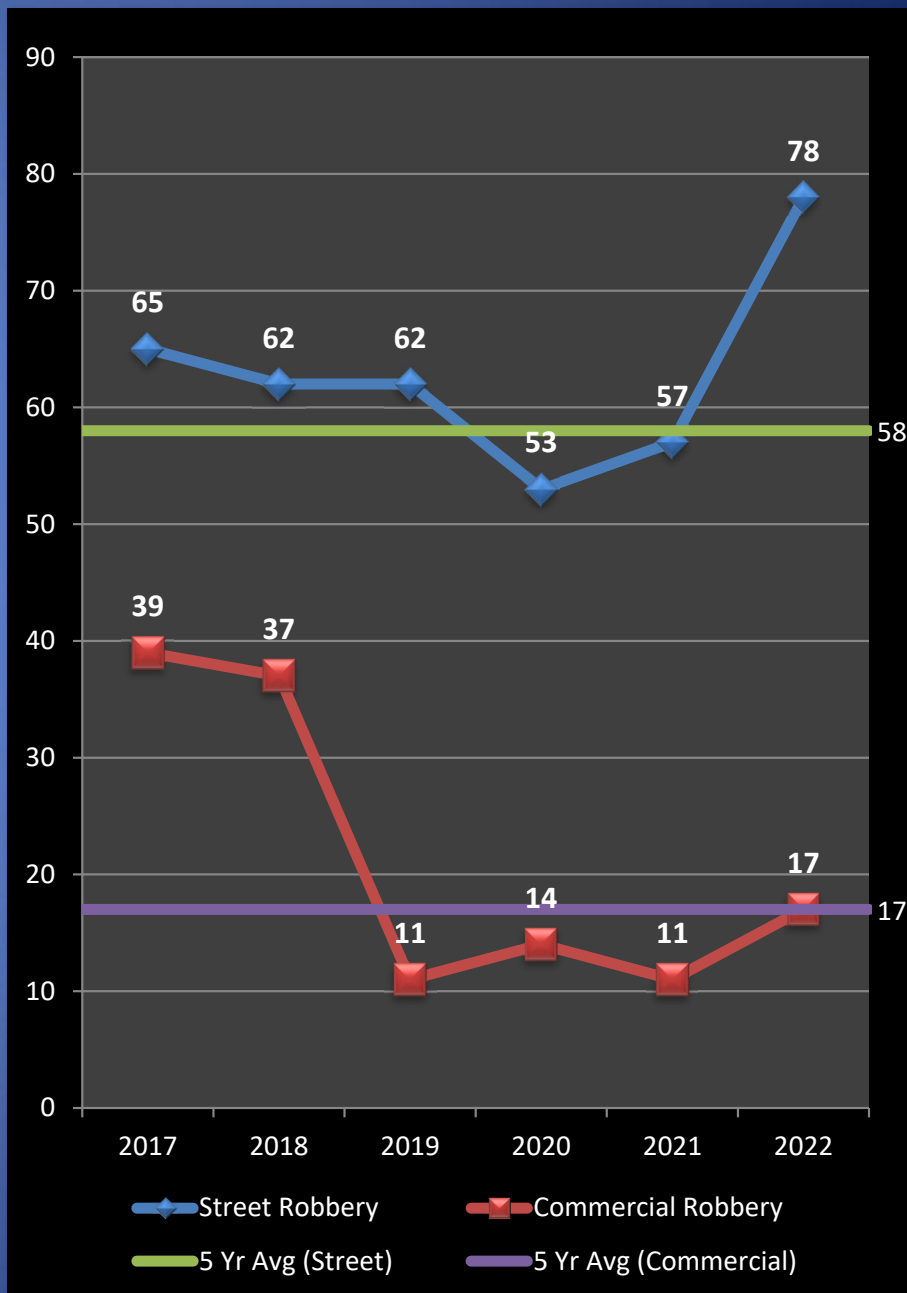
**+100%**

Previous Year

**+40%**

5-Year Average

**+27%**

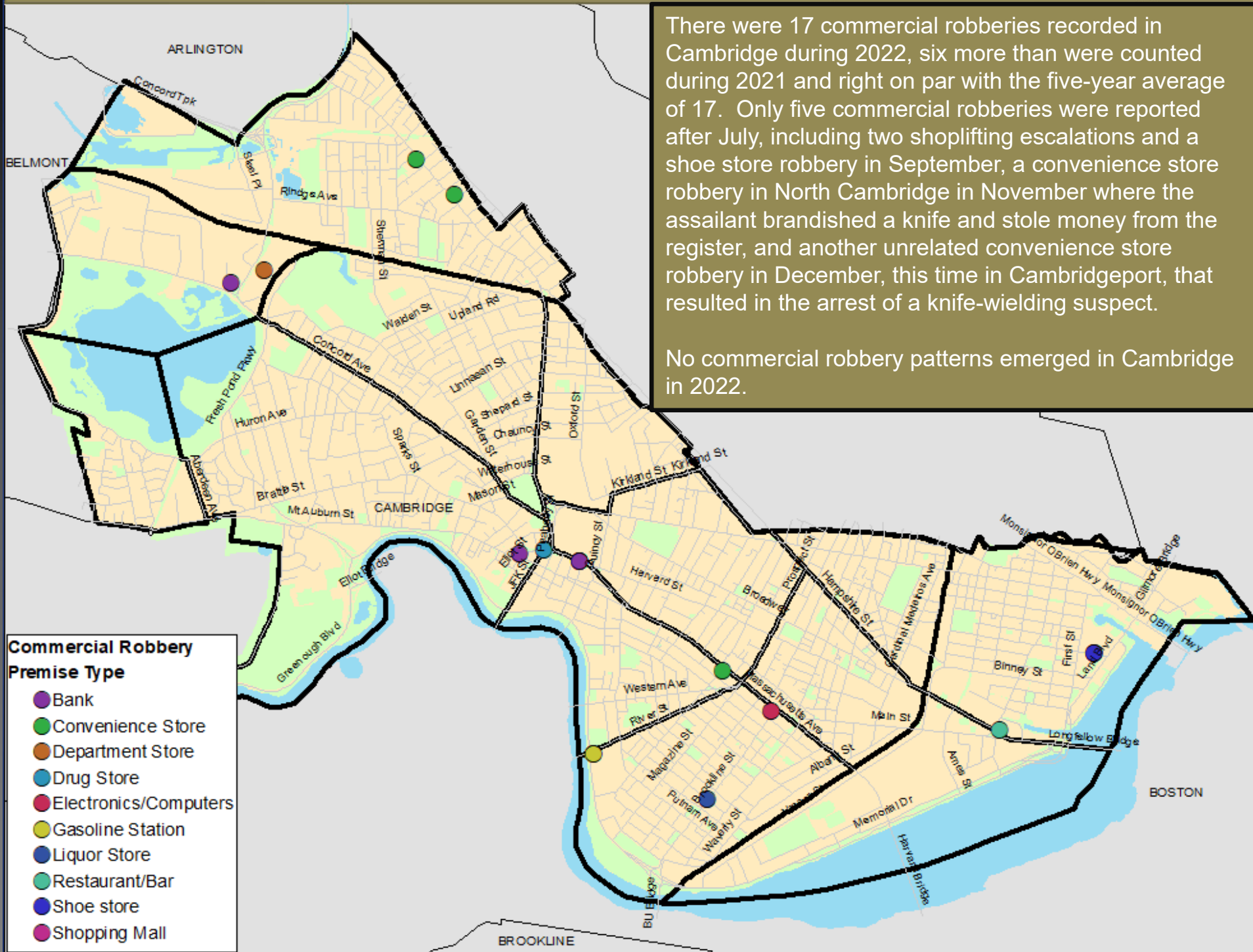




# Geographic Breakdown of Commercial Robbery: 1.1.22 – 12.31.22

There were 17 commercial robberies recorded in Cambridge during 2022, six more than were counted during 2021 and right on par with the five-year average of 17. Only five commercial robberies were reported after July, including two shoplifting escalations and a shoe store robbery in September, a convenience store robbery in North Cambridge in November where the assailant brandished a knife and stole money from the register, and another unrelated convenience store robbery in Cambridgeport, that resulted in the arrest of a knife-wielding suspect.

No commercial robbery patterns emerged in Cambridge in 2022.

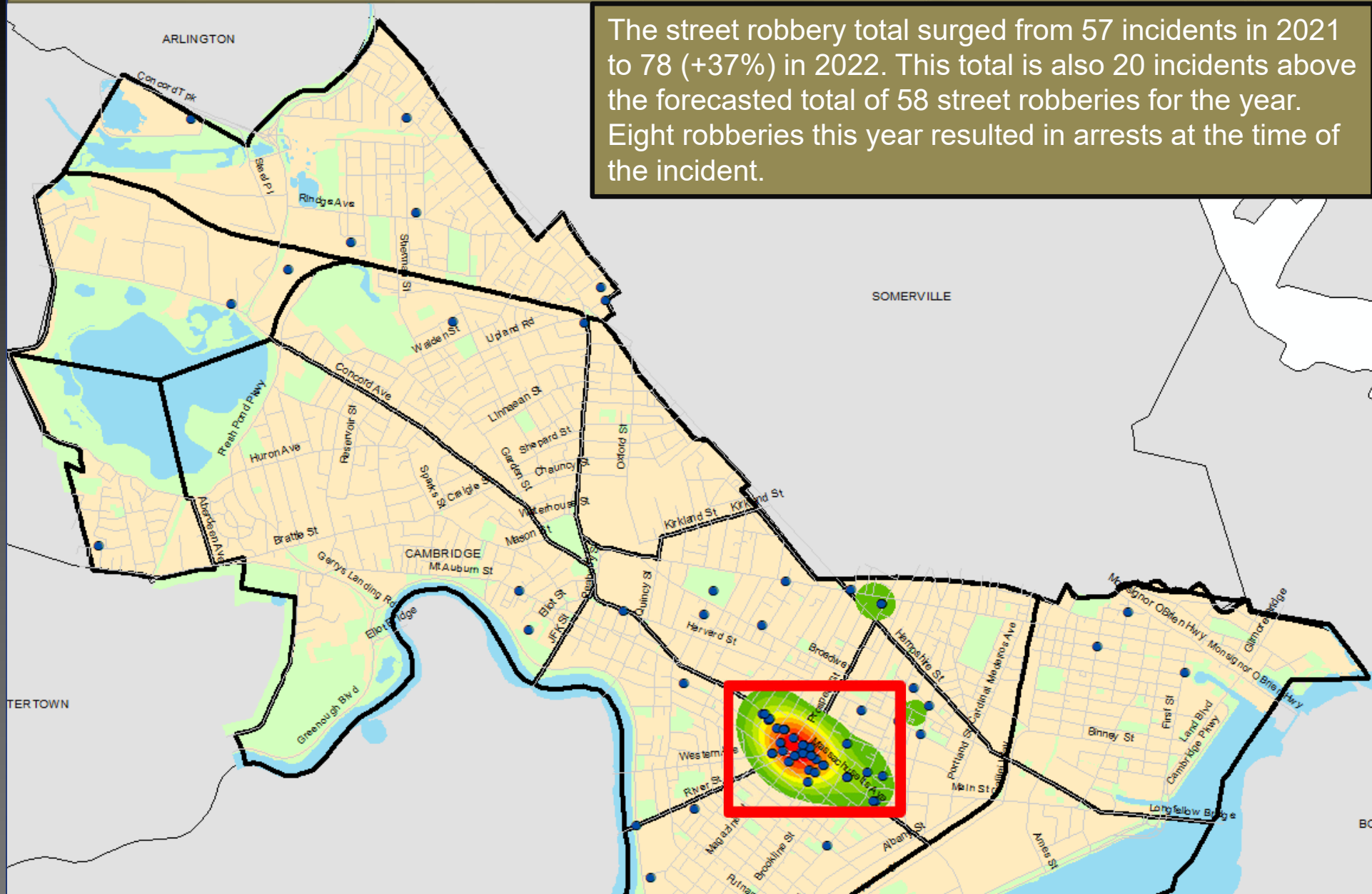






## Geographic Breakdown of Street Robberies: 1.1.22 – 12.31.22

The street robbery total surged from 57 incidents in 2021 to 78 (+37%) in 2022. This total is also 20 incidents above the forecasted total of 58 street robberies for the year. Eight robberies this year resulted in arrests at the time of the incident.



Forty-seven of the 78 street robberies in 2022 were concentrated in and around Central Square, with the predominant scenario involving a few predatory suspects stealing cell phones/personal belongings from unhoused individuals around the Square. This continues a trend that emerged over the last few months of 2021. Otherwise, no discernable patterns emerged with this year's increase.



# Burglary

*No Patterns*

- Preliminary end-of-the-year statistics for the property index crime of burglary, the combination of residential and commercial breaks, reveal that an increase of 30% was recorded in 2022 when compared with 2021. When measured against the five-year average of 196 burglaries, the total of 254 incidents in 2022 indicates an incline of 58 incidents (+30%).
- The large increase in overall burglaries in 2022 can be attributed to a 62% spike in housebreaks this year when compared with 2021. The total of 201 housebreaks reported in 2022 is also 62 incidents (+45%) above the five-year average.
- Despite the large increase in housebreaks in 2022, very little defined pattern activity was observed this year. A series of nighttime breaks along the Arlington and Belmont borders was curtailed with the arrest of a career housebreaker in a neighboring town in late July. And there was a moderate increase in housebreaks in November due to a rise in burglaries involving basement storage areas of multi-unit residences. This series cooled in early December following the identification of a suspect. There are currently no active housebreak patterns anywhere in Cambridge.
- There were 53 commercial breaks reported in 2022, which is four incidents (-7%) below the 57 crimes forecasted for the year. After nearly 18 months of registering increases during the Covid period, this target crime registered a decrease of 26% below last year's total of 72, with 19 fewer incidents recorded.

## Percent Change

Last 4 Weeks

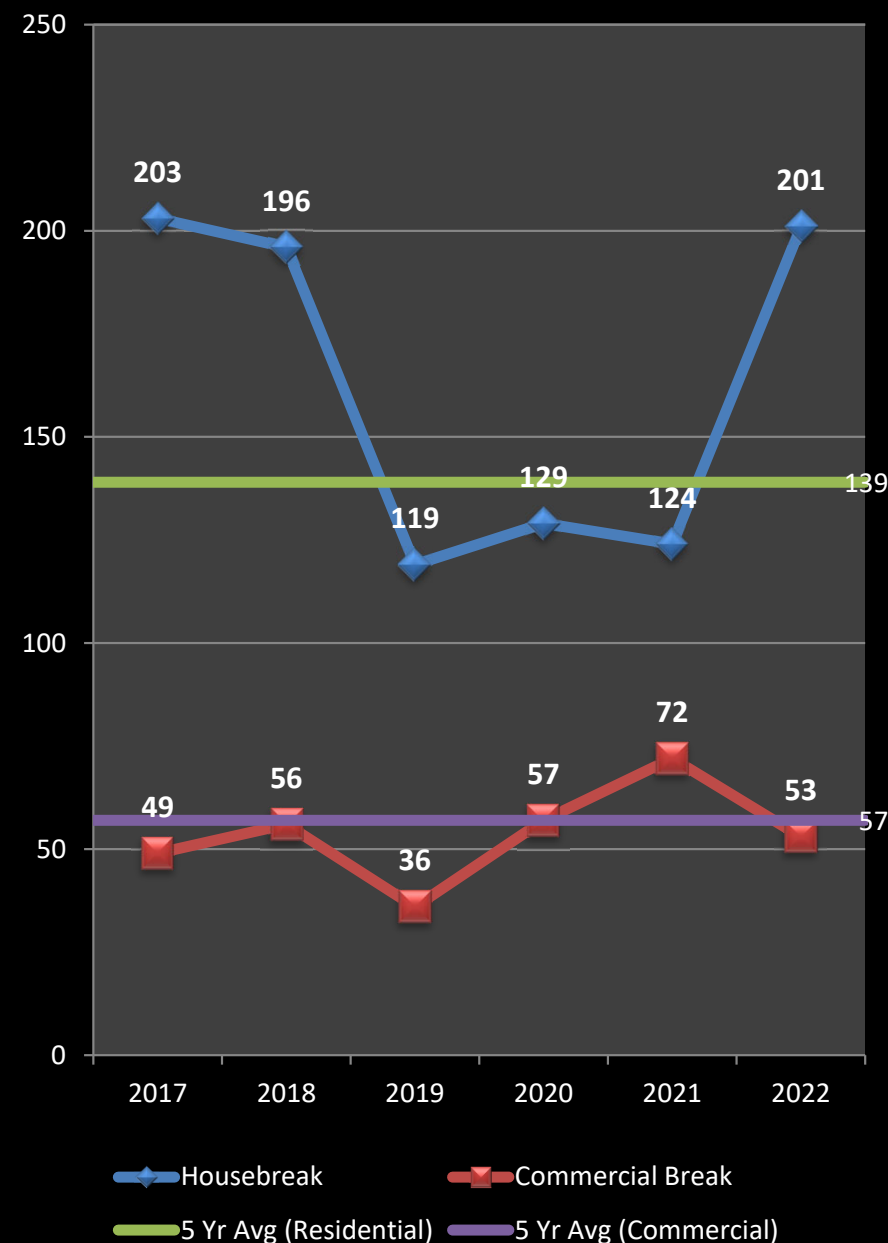
**-17%**

Previous Year

**+30%**

5-Year Average

**+30%**





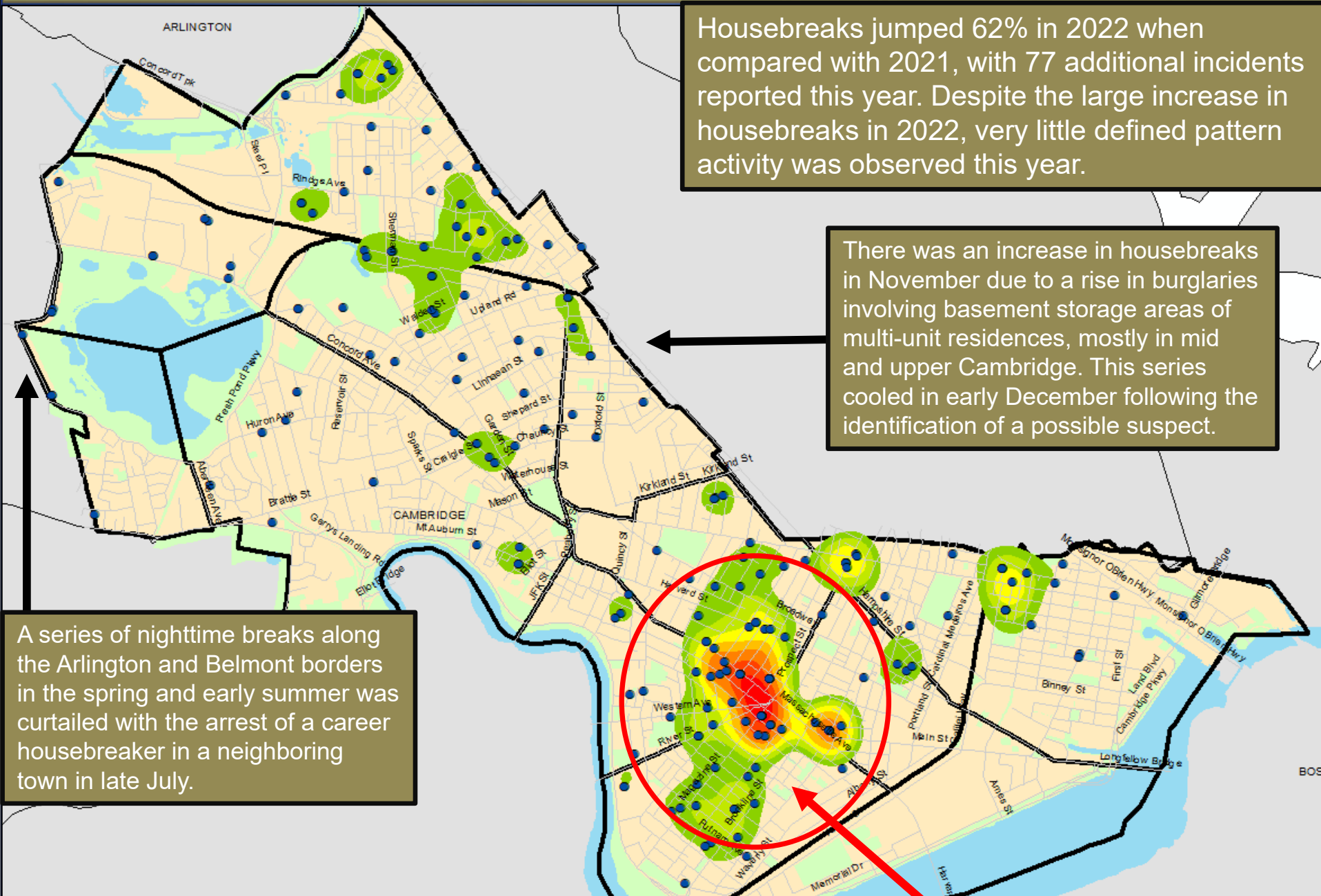
## Geographic Breakdown of Housebreaks: 1.1.22 – 12.31.22

Housebreaks jumped 62% in 2022 when compared with 2021, with 77 additional incidents reported this year. Despite the large increase in housebreaks in 2022, very little defined pattern activity was observed this year.


There was an increase in housebreaks in November due to a rise in burglaries involving basement storage areas of multi-unit residences, mostly in mid and upper Cambridge. This series cooled in early December following the identification of a possible suspect.

A series of nighttime breaks along the Arlington and Belmont borders in the spring and early summer was curtailed with the arrest of a career housebreaker in a neighboring town in late July.

The highest concentration of housebreaks has been in the neighborhoods on the periphery of Central Square: Cambridgeport, Mid-Cambridge, the Port, and Riverside. About 45% of the housebreaks reported in 2022 took place in these four neighborhoods.

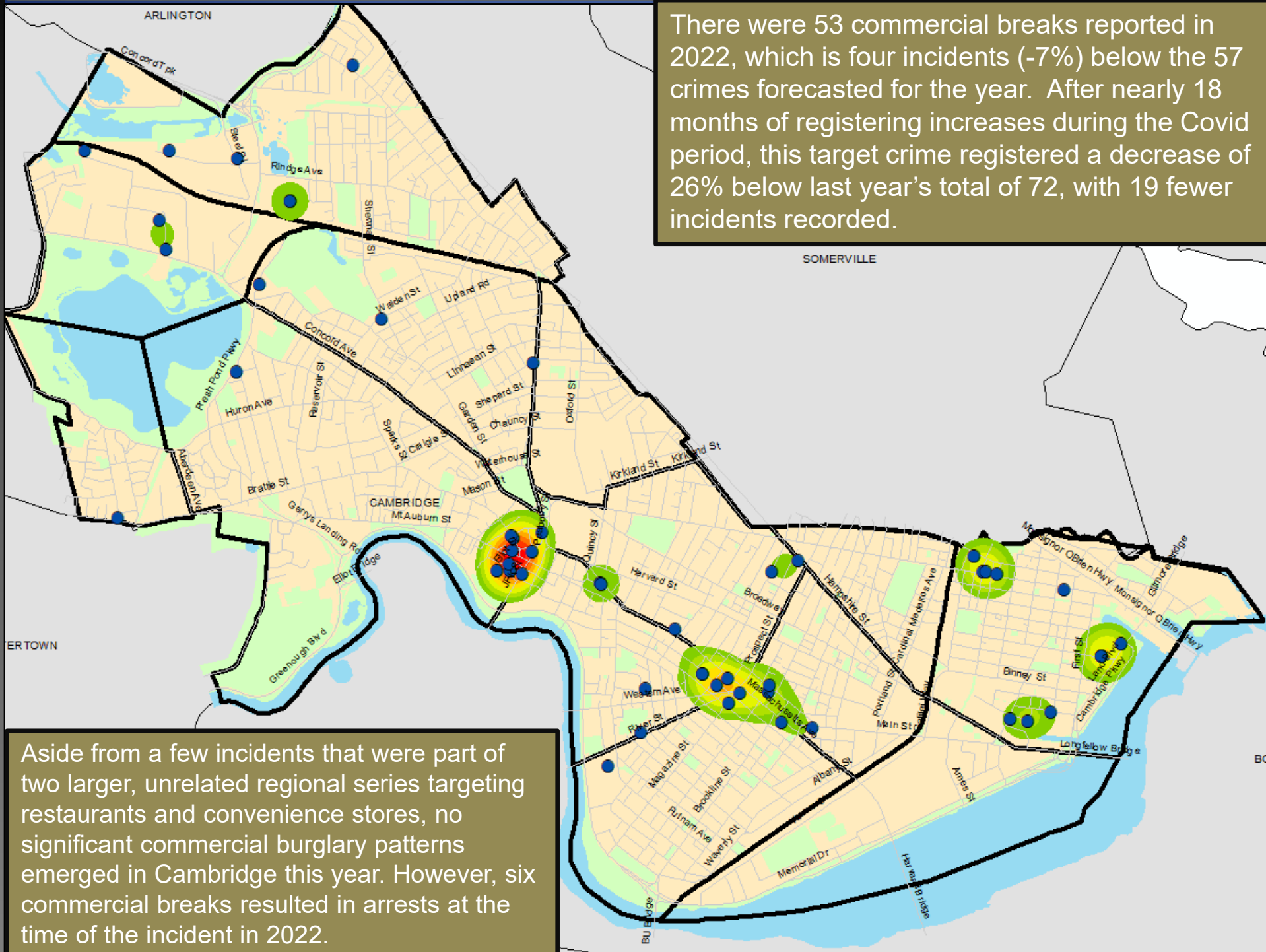






## Geographic Breakdown of Commercial Breaks: 1.1.22 – 12.31.22

There were 53 commercial breaks reported in 2022, which is four incidents (-7%) below the 57 crimes forecasted for the year. After nearly 18 months of registering increases during the Covid period, this target crime registered a decrease of 26% below last year's total of 72, with 19 fewer incidents recorded.



Aside from a few incidents that were part of two larger, unrelated regional series targeting restaurants and convenience stores, no significant commercial burglary patterns emerged in Cambridge this year. However, six commercial breaks resulted in arrests at the time of the incident in 2022.



# LARCENY

*Sporadic Pattern*

- **Preliminary stats indicate that overall larceny in 2022 registered at 2,075 incidents, with a 6% increase over 2021.** The total number of larcenies reported in 2022 is also 13% above the 5-year average of 1,835 incidents.
- **The unofficial larceny from motor vehicle total for 2022 is 462 incidents, which is 16 incidents (4%) above 2021.** The 2022 total is also 34% above the five-year average of 345. Much of this increase can be attributed to the continuing trend of catalytic converter thefts citywide.
- **There were 120 larcenies from the person reported in Cambridge in 2022, up 14 incidents (13%) over 2021.** However, the 2022 total is still 5% below the five-year average of 126.
- **There were 214 larcenies from buildings reported in 2022. This total is 47% above 2021 and 19% above the five-year weighted average.** Much of the increase this year can be attributed to a rise in thefts from lockers at a gym near Porter Sq, where incidents almost tripled from 15 in 2021 to 43 in 2022. An arrest was made in June, but the thefts continued sporadically throughout much of the year. With most buildings re-opened to the public in 2022, it is not surprising that larcenies from the building in general have returned to pre-pandemic levels.
- **Larcenies from residences were up 30 incidents (9%) in 2022 when compared with 2021.** Package thefts made up the majority of this crime in recent years and registered even higher than average in 2020-2022, likely due to the increased volume of deliveries during the pandemic. Package thefts accounted for 249 (or 66%) of the 380 larcenies from residences in 2022.
- **Larceny of bicycles is typically one of the major property crimes in the city. This was still the case in 2022, but the total of 479 bike thefts reported in 2022 was actually down 23% (144 thefts) below the 2021 total of 623.** Bike thefts this year were also down 7% (35 thefts) below the five-year average.

## Percent Change

Last 4 Weeks

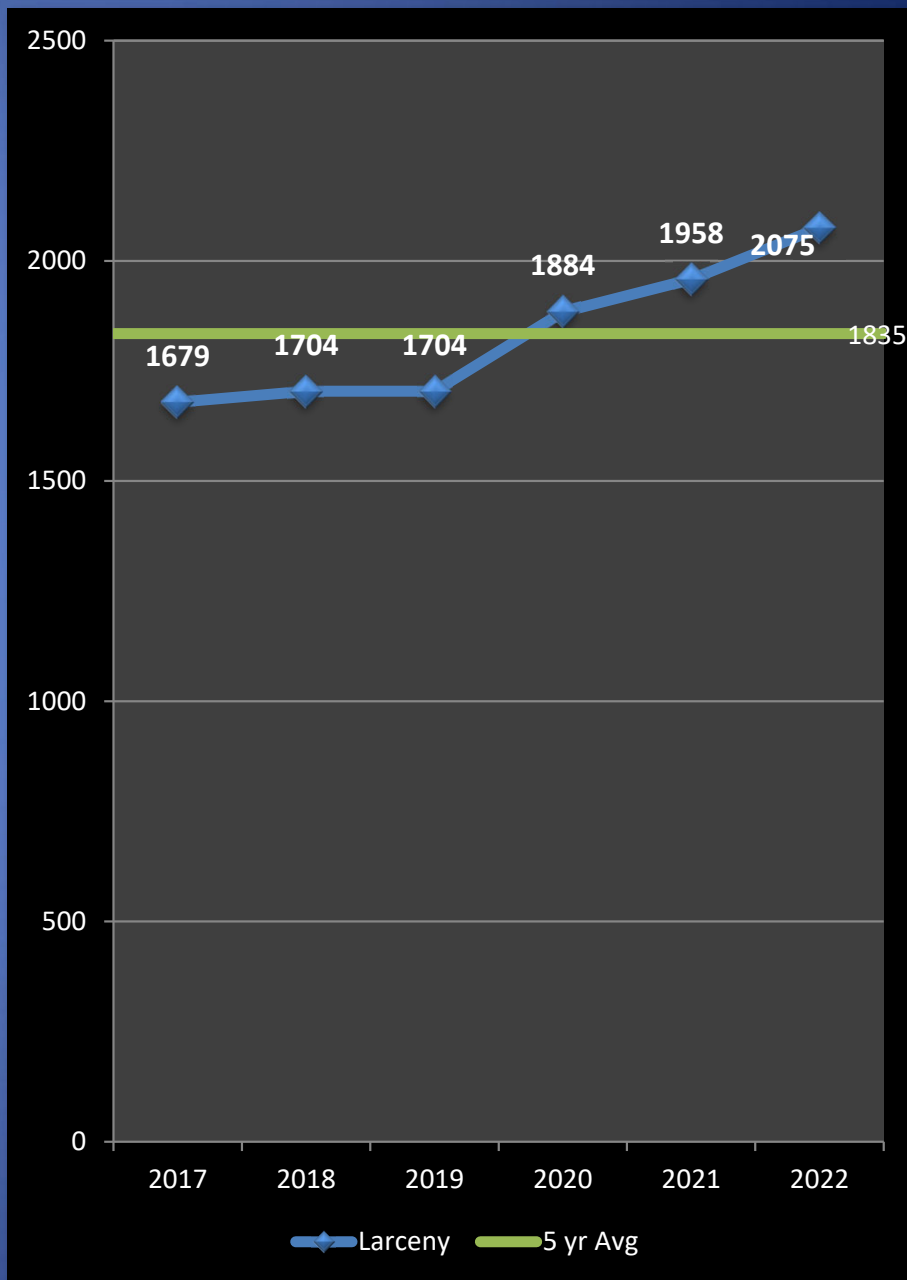
**-17%**

Previous Year

**+6%**

5-Year Average

**+13%**





# LARCENY From MV

*Sporadic Pattern*

- The preliminary total of 462 thefts from cars reported in 2022 points to an increase of 117 incidents (+34%) above the five-year average. When measured against the 2021 total of 446, a 4% increase was recorded with 16 additional incidents counted.
- Comparing the last four weeks (December) to the previous four (November), there was a 46% increase in larcenies from motor vehicles with 16 more crimes reported.
- The neighborhoods with the highest larceny from motor vehicle totals in 2022 were: Cambridgeport (63), North Cambridge and Mid-Cambridge (61 each), and Peabody (55). The neighborhoods with the lowest totals this year were MIT (4), Strawberry Hill (5), and The Highlands (8).
- Catalytic converter thefts became a problem in Cambridge when a series of thefts were reported by residents primarily in the Cambridgeport neighborhood in January of 2021. Surges continued sporadically throughout the year with the pattern resurfacing over the final two months of 2021.
- In 2022, catalytic converter thefts continued with an additional 128 incidents reported. There was not a single catalytic converter theft reported in August, but this trend reversed in September with 11 new thefts reported, followed by 10 in October, 11 in November, and 5 to finish off the year in December. The majority of the catalytic converter thefts in Cambridge have involved 2004-2009 Toyota Priuses. The highest concentrations in 2022 have been in the northern part of Cambridge, along the periphery of Central Sq, and in East Cambridge—see the map on the next slide for a visual interpretation.

## Percent Change

Last 4 Weeks

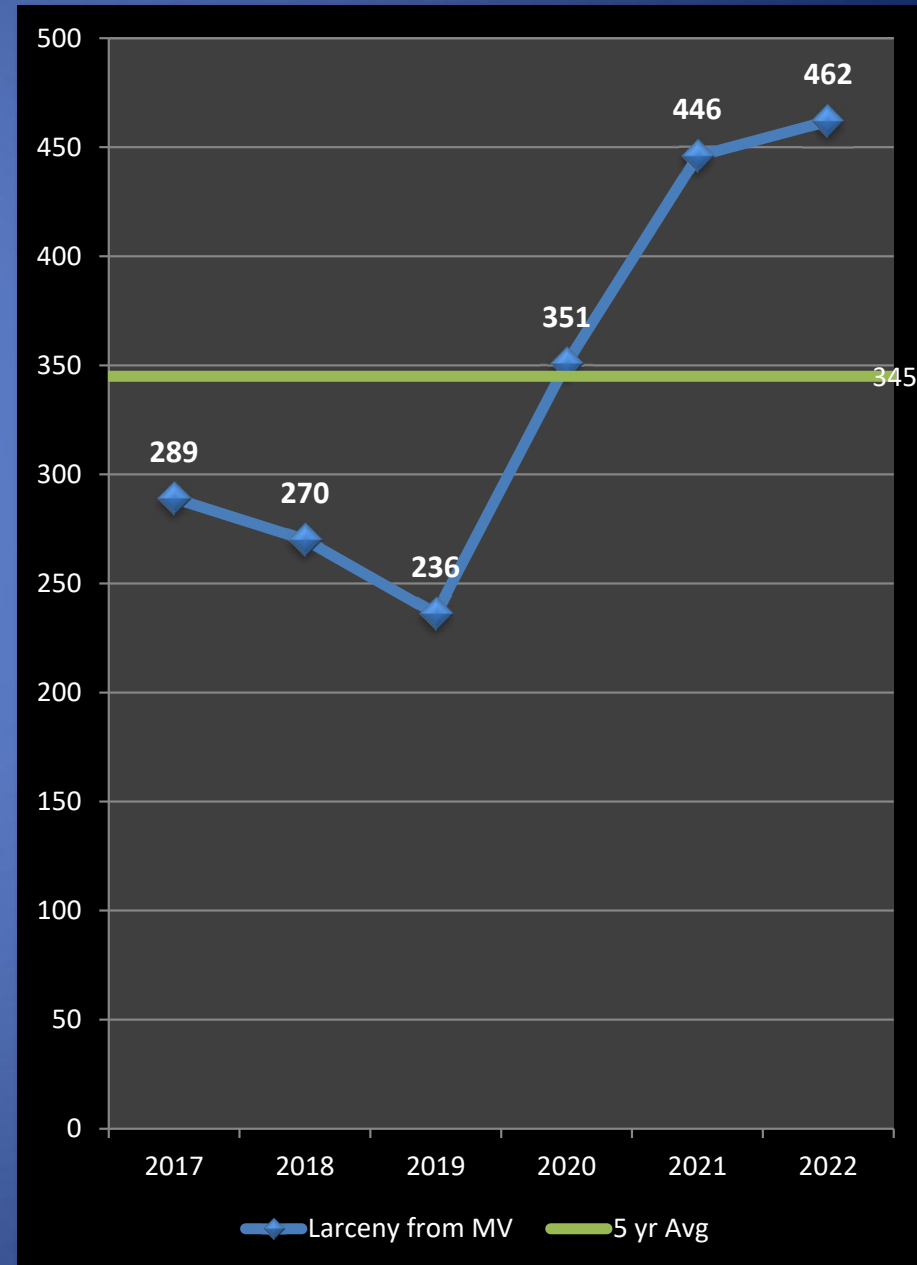
**+46%**

Previous Year

**+4%**

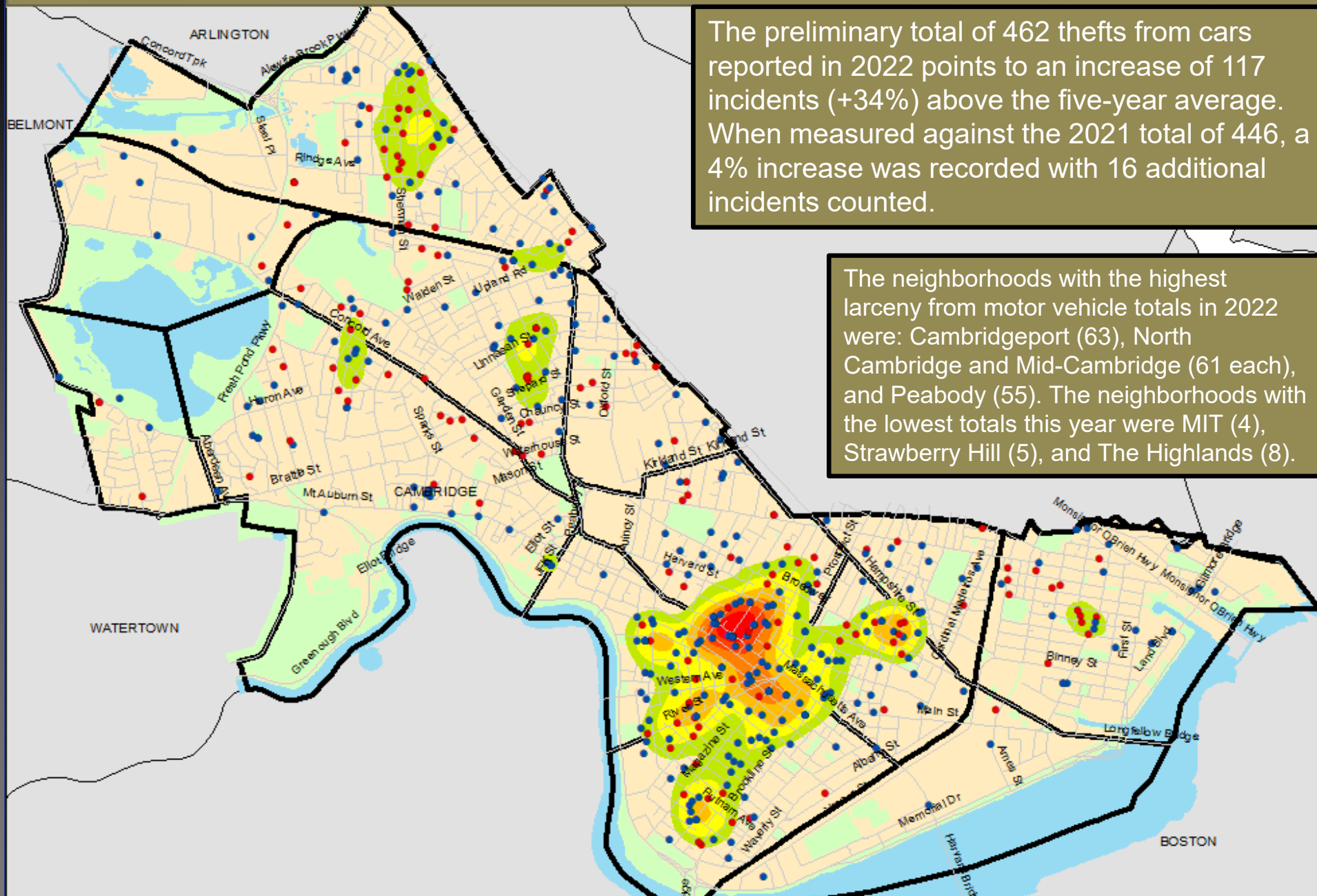
5-Year Average

**+34%**





# Geographic Breakdown of Larceny from Motor Vehicles: 1.1.22 – 12.31.22



The preliminary total of 462 thefts from cars reported in 2022 points to an increase of 117 incidents (+34%) above the five-year average. When measured against the 2021 total of 446, a 4% increase was recorded with 16 additional incidents counted.

The neighborhoods with the highest larceny from motor vehicle totals in 2022 were: Cambridgeport (63), North Cambridge and Mid-Cambridge (61 each), and Peabody (55). The neighborhoods with the lowest totals this year were MIT (4), Strawberry Hill (5), and The Highlands (8).

## Larceny from MV

- Larceny from MV
- Theft from Exterior of MV

Catalytic converter thefts became a problem in Cambridge in January of 2021 and continued throughout both 2021 and 2022. This year, 128 catalytic converter thefts were reported, with hot spots in North Cambridge, Mid-Cambridge & East Cambridge.



# LARCENY *from Person*

## No Patterns

- Preliminary figures indicate that larcenies from the person in 2022 increased by 14 incidents (up to 120 thefts) when compared to 2021 and dropped by six incidents when compared to the five-year average of 126. Nine thefts were reported in the past four weeks, down three from the previous four weeks.
- Sixty-two of the 120 incidents this year took place in Central Square. Until March, there had not been a larceny from the person reported at all in Harvard Square. However, this business district ultimately accounted for 20 larcenies from the person in 2022. The other incidents took place throughout the city, with Porter Square registering the next highest amount with ten thefts, followed by Alewife/West Cambridge with seven. This crime type has been trending back upward this year after experiencing substantial reductions during the previous two years due to COVID-related closures and restrictions around the City.
- In recent years, higher numbers in Central Sq have mainly been due to grab-and-run situations or incidents that involved individuals who are unhoused whose property may have been stolen while they were asleep or otherwise distracted. In 2022, pocket-picking and thefts of unattended items accounted for 41 of the 62 incidents in Central Square.

### Percent Change

Last 4 Weeks

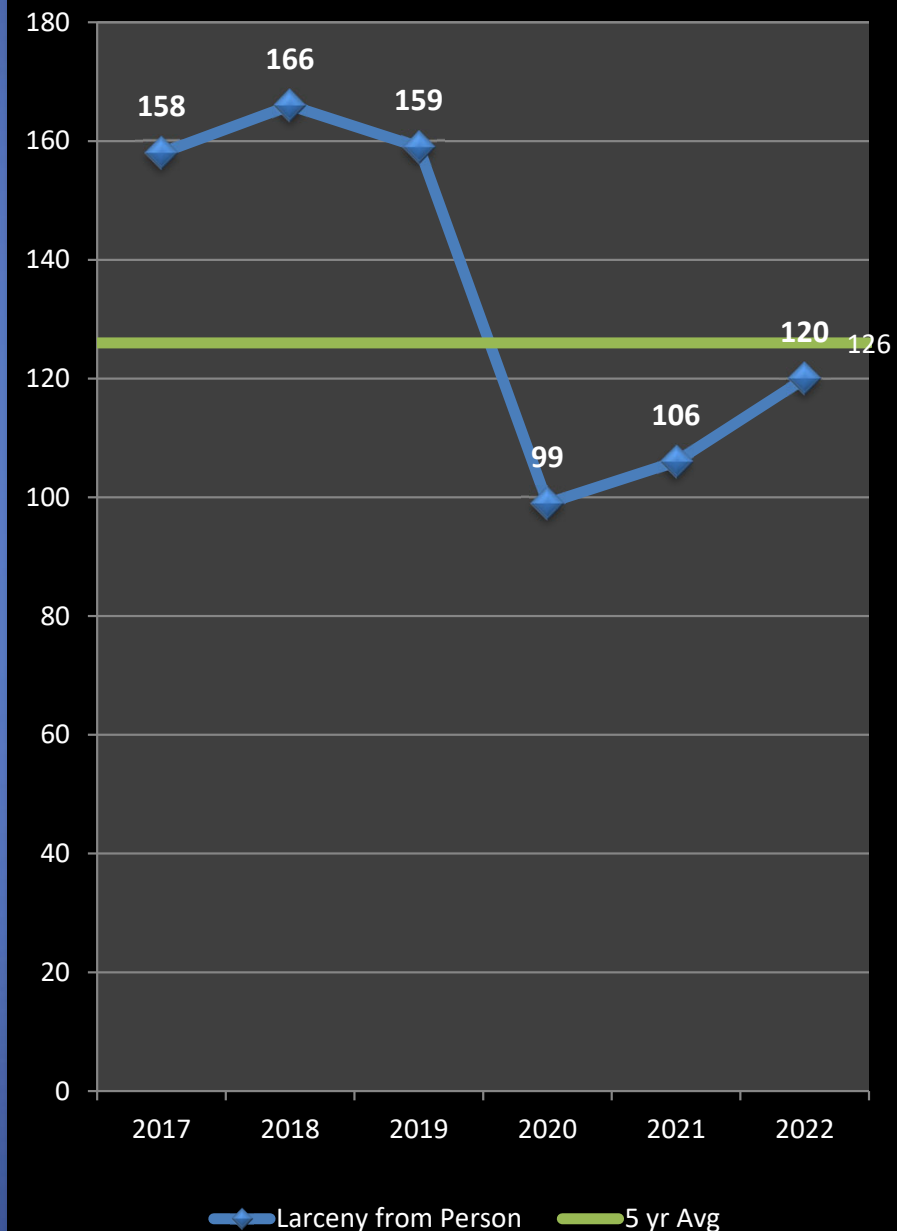
-25%

Previous Year

+13%

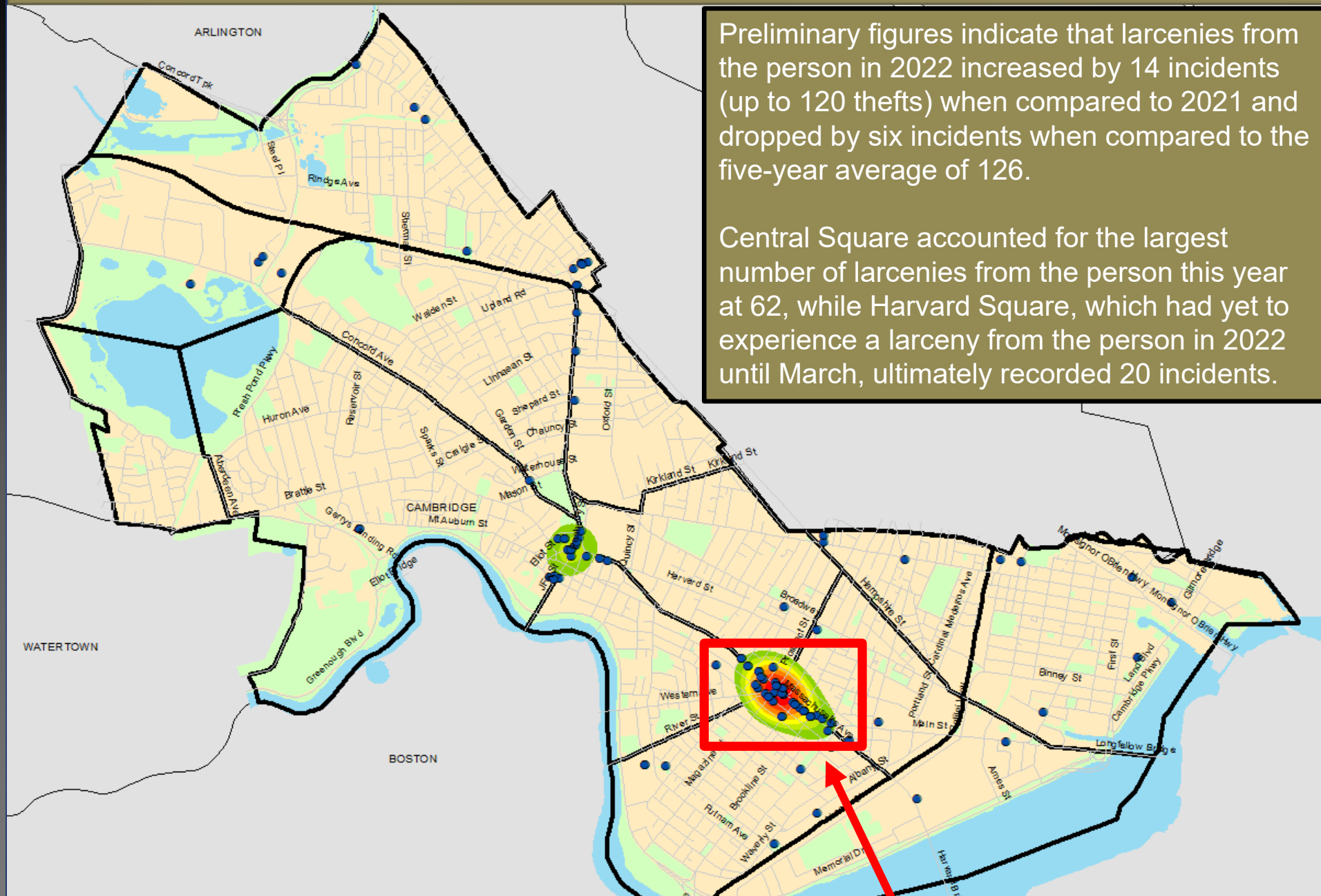
5-Year Average

-5%





## Geographic Breakdown Larceny from Person: 1.1.22 – 12.31.22



Preliminary figures indicate that larcenies from the person in 2022 increased by 14 incidents (up to 120 thefts) when compared to 2021 and dropped by six incidents when compared to the five-year average of 126.

Central Square accounted for the largest number of larcenies from the person this year at 62, while Harvard Square, which had yet to experience a larceny from the person in 2022 until March, ultimately recorded 20 incidents.

In recent years, higher numbers in Central Sq have mainly been due to grab-and-run situations or incidents that involved individuals who are unhoused whose property may have been stolen while they were asleep or otherwise distracted. In 2022, pocket-picking and thefts of unattended items accounted for 41 of the 62 incidents in Central Square.



## LARCENY of Bicycle

### No Patterns

- Likely due at least in part to the colder weather and snow early in 2022, the year started off with a sharp decline in bike thefts. However, this decline continued throughout much of the year, as only 479 thefts were reported citywide in 2022 compared to the 629 in 2021, equaling a 23% drop this year. The 2022 total was also 7% below the five-year average of 514.
- As is typically expected with the arrival of cooler weather, December saw a substantial decrease in bike thefts when compared with November, with 49 thefts reported in November and only 13 in December (down 73%). Meanwhile, September and October accounted for the largest numbers of bike thefts in 2022 with 35%.
- In 2022, only 169 (35%) of the thefts reported citywide occurred north/west of Harvard Square.
- Of the 479 bike thefts reported in 2022, 359 (75%) were reportedly locked at the time of the theft.

#### Top Neighborhoods for Bike Theft in 2022:

Neighborhood	YTD Total	% Citywide
Cambridgeport	76	16%
The Port	65	14%
North Cambridge	63	13%
Peabody	56	12%
Mid-Cambridge	51	11%

#### Percent Change

Last 4 Weeks

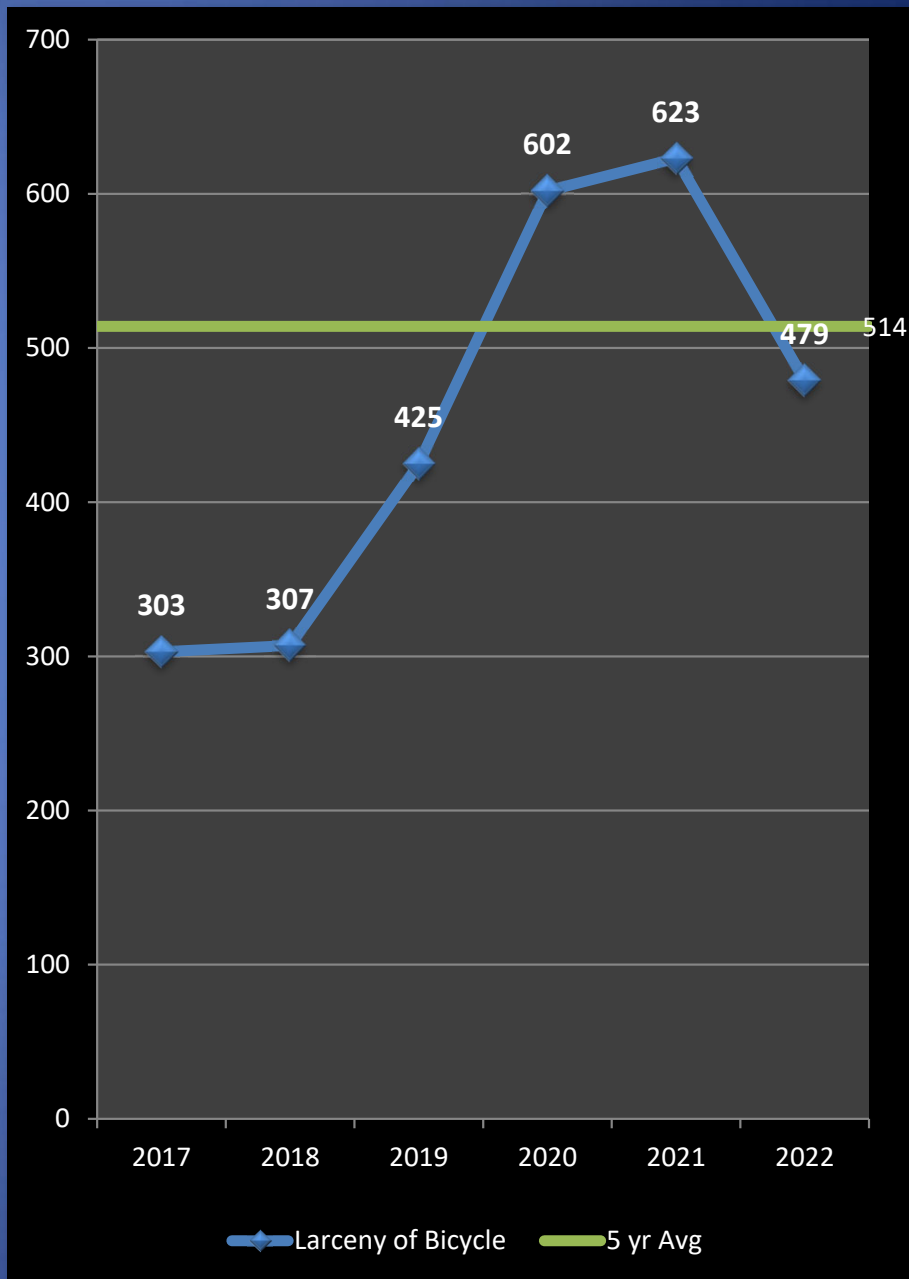
**-73%**

Previous Year


**-23%**

5-Year Average

**-7%**

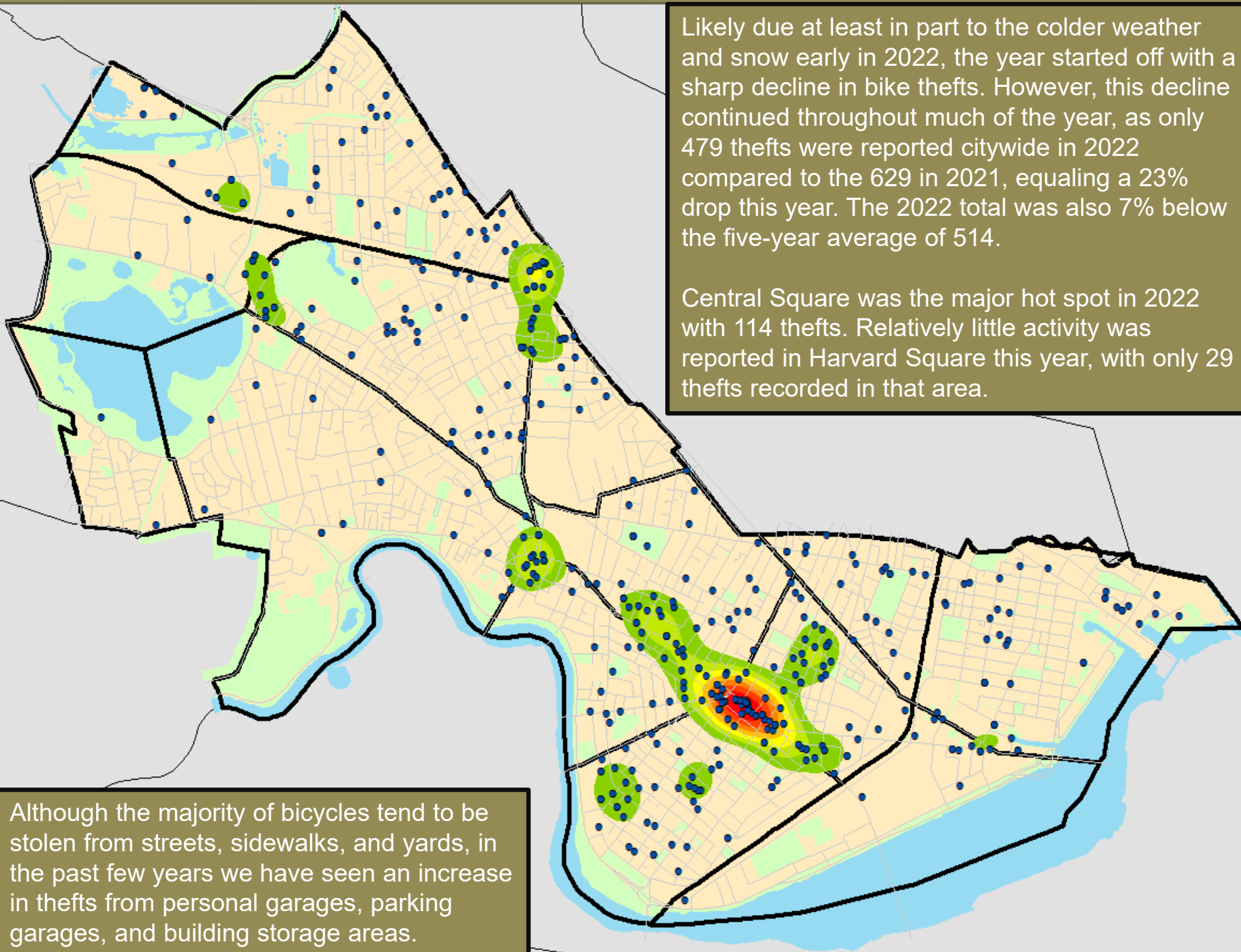






## Geographic Breakdown of Larceny of Bicycles: 1.1.22 – 12.31.22

Cambridge Police BridgeStat




Likely due at least in part to the colder weather and snow early in 2022, the year started off with a sharp decline in bike thefts. However, this decline continued throughout much of the year, as only 479 thefts were reported citywide in 2022 compared to the 629 in 2021, equaling a 23% drop this year. The 2022 total was also 7% below the five-year average of 514.

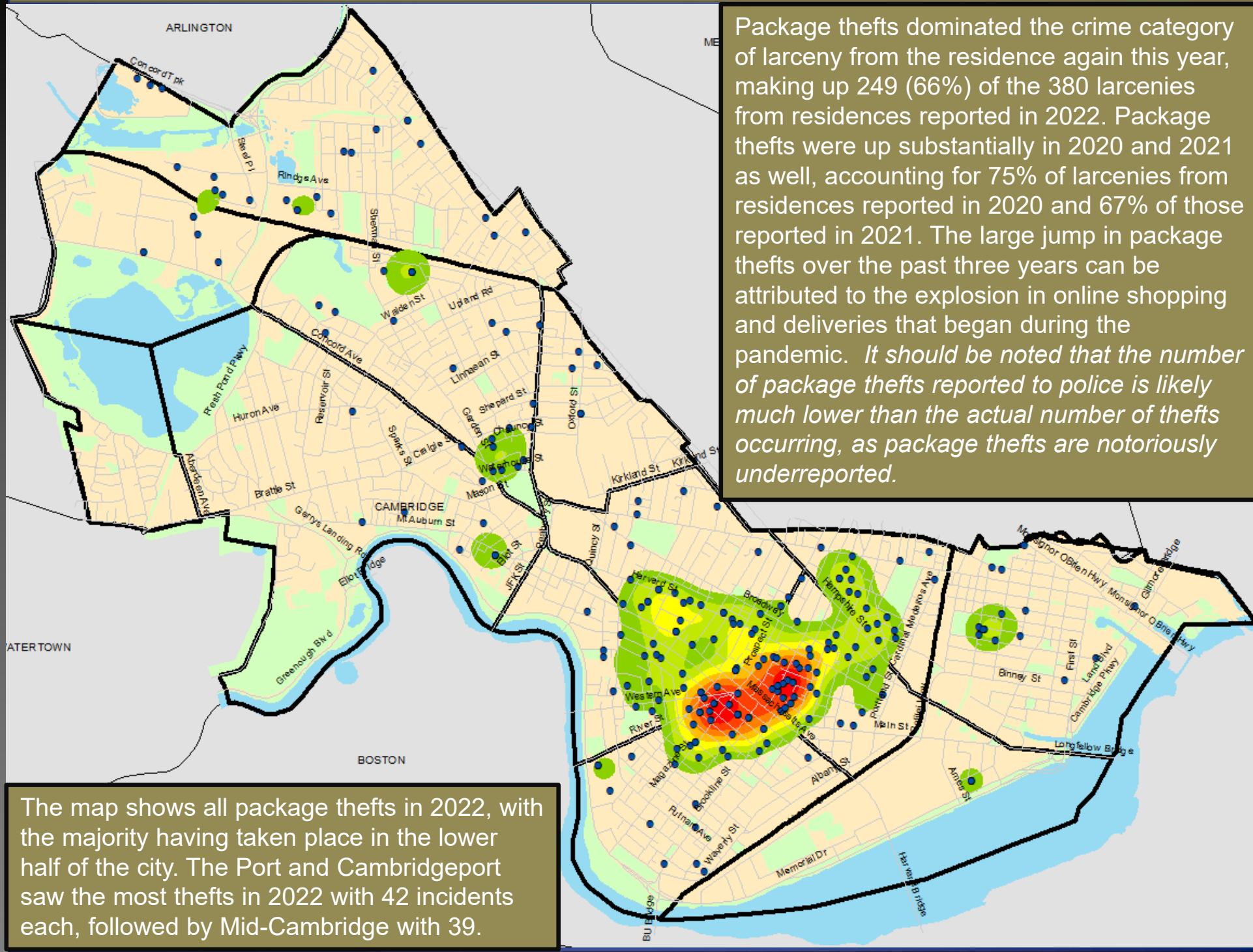
Central Square was the major hot spot in 2022 with 114 thefts. Relatively little activity was reported in Harvard Square this year, with only 29 thefts recorded in that area.

Although the majority of bicycles tend to be stolen from streets, sidewalks, and yards, in the past few years we have seen an increase in thefts from personal garages, parking garages, and building storage areas.

December  
2022



# Geographic Breakdown of Package Thefts: 1.1.22 – 12.31.22



Package thefts dominated the crime category of larceny from the residence again this year, making up 249 (66%) of the 380 larcenies from residences reported in 2022. Package thefts were up substantially in 2020 and 2021 as well, accounting for 75% of larcenies from residences reported in 2020 and 67% of those reported in 2021. The large jump in package thefts over the past three years can be attributed to the explosion in online shopping and deliveries that began during the pandemic. *It should be noted that the number of package thefts reported to police is likely much lower than the actual number of thefts occurring, as package thefts are notoriously underreported.*

The map shows all package thefts in 2022, with the majority having taken place in the lower half of the city. The Port and Cambridgeport saw the most thefts in 2022 with 42 incidents each, followed by Mid-Cambridge with 39.



# AUTO THEFT

*No Patterns*

- The five-year weighted average for auto thefts is 108, and with 152 reported in 2022, Cambridge experienced an increase of 41% in 2022 over the expected total. Auto thefts in 2022 were also up 18% over last year's total of 129.
- When comparing the most recent four weeks (December) to the previous four weeks (November), auto thefts decreased by 33%, with three fewer incidents reported in December.
- Multiple two-wheeled vehicles thefts were reported this year, especially during the warmer months. With the yearly total for these thefts being around 55, they accounted for 36% of all auto thefts.
- This year, there have been multiple thefts reported where the operator left the vehicle unlocked and running in order to deliver a package or grab food. When the victim returned, the vehicle was gone. Two juveniles were arrested in February, believed to be responsible for at least two such thefts out of Harvard Square.
- The neighborhood breakdown for auto theft totals in 2022 is as follows: Riverside – 21; The Port – 20; Cambridgeport – 20; East Cambridge – 18; North Cambridge – 18; West Cambridge – 15; Peabody – 14; Mid-Cambridge – 11; Inman/ Harrington – 8; MIT – 3; Baldwin – 3; and Strawberry Hill – 1.
- 46 of the 152 vehicles reported stolen in 2022 have been recovered to date.

## Percent Change

Last 4 Weeks

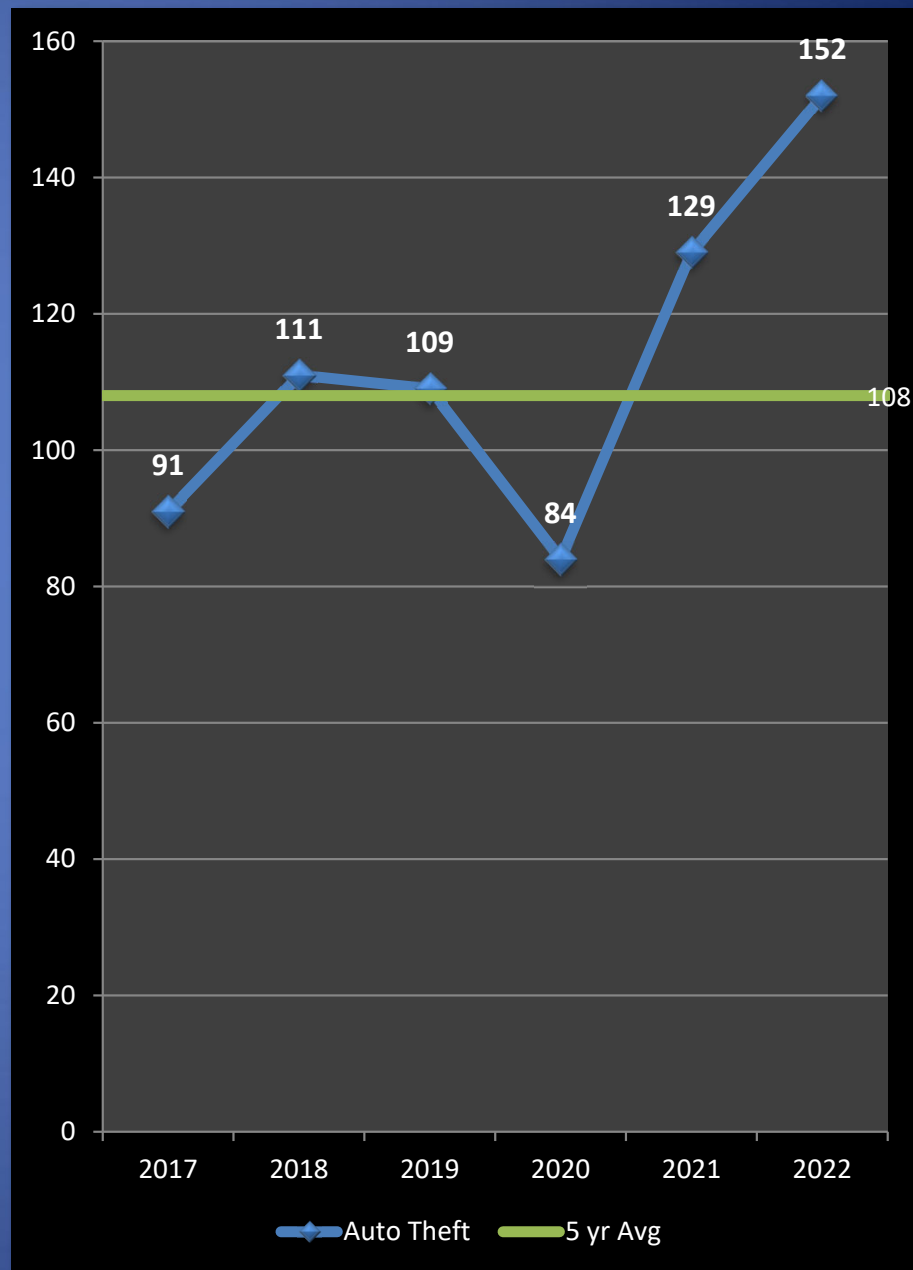
**-33%**

Previous Year

**+18%**

5-Year Average

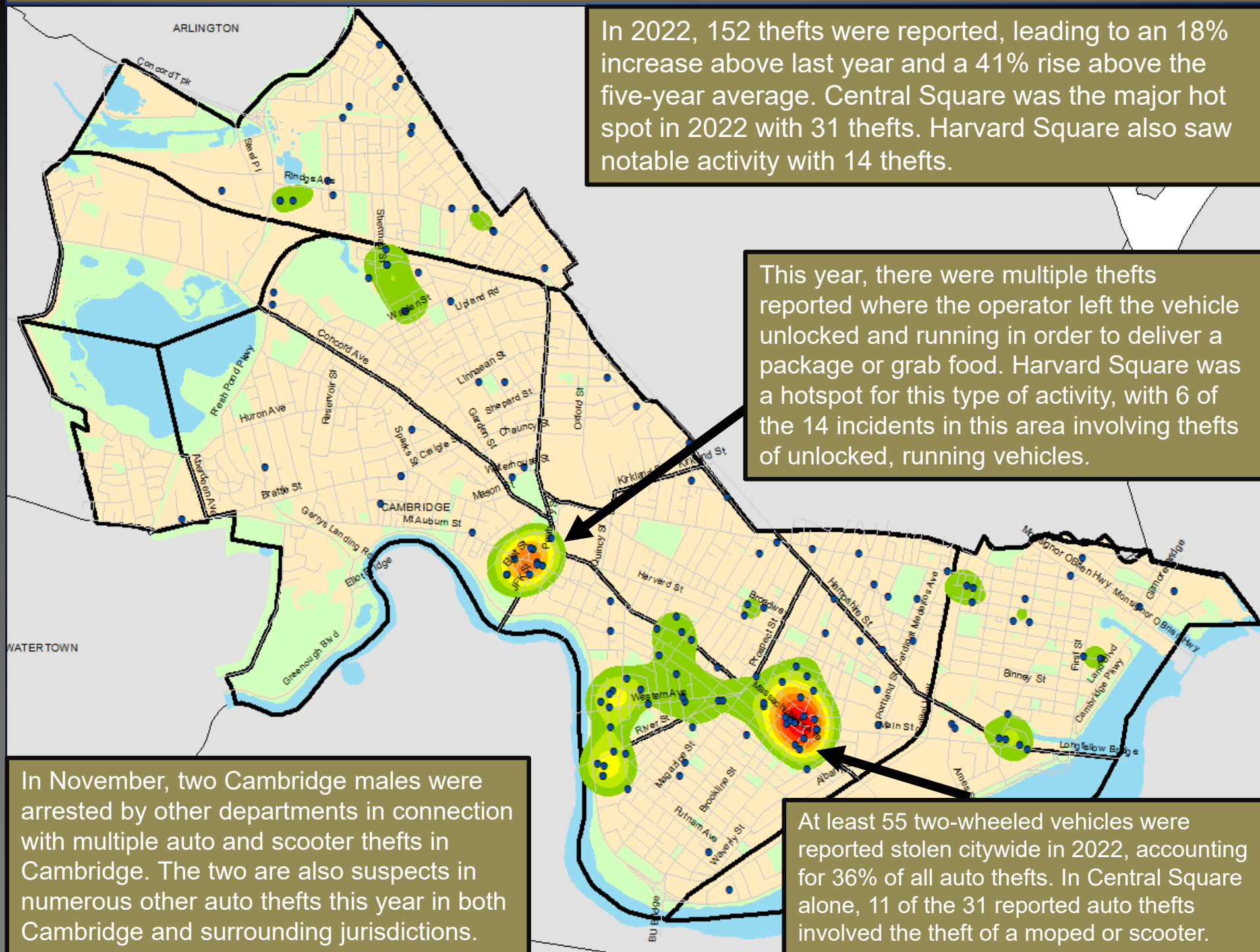
**+41%**







## Geographic Breakdown of Auto Thefts: 1.1.22 – 12.31.22





# Help Prevent Crime

*And keep yourself informed!*

## To receive information from the CPD:

- Sign up with for the **Cambridge Alert Network**, to receive alerts about emerging crime patterns, neighborhood meetings, and crime prevention tips, by visiting [www.CambridgeMa.gov/AlertNetwork](http://www.CambridgeMa.gov/AlertNetwork).
- “Like” the Cambridge Police Department on Facebook at [www.facebook.com/CambridgePolice](http://www.facebook.com/CambridgePolice)
- Follow [@CambridgePolice](https://twitter.com/CambridgePolice) on Twitter.
- Visit our website at [www.CambridgePolice.org](http://www.CambridgePolice.org) for valuable information and reports including the Daily Log and BridgeStat, which is published on the first Friday of every month.
- Download our “MyPD” smartphone app at [www.CambridgePolice.org/MyPD](http://www.CambridgePolice.org/MyPD).

## To Share Information with the CPD:

- Call our Non-Emergency Telephone Number at **617-349-3300**.
  - Every call for service generates a police response, so help drive our resources by reporting things that seem suspicious or out of the ordinary.
- Send an Anonymous TEXT-A-TIP:
  - Send an ANONYMOUS text message to **Tip411 (847411)**. Begin your message with Tip650 and then type your message. You will receive a response from the Cambridge Police with the option to continue communicating. Please remember that this is not a replacement for 9-1-1. **If you witness an emergency situation, please call 9-1-1 immediately.**
- Send an Anonymous Crime Tip E-Mail at [www.CambridgePolice.org/Tips](http://www.CambridgePolice.org/Tips)