



Cambridge Police Department BridgeStat

December 2023

Produced by the Crime Analysis Unit

****Preliminary 2023 Year-to-Date numbers are subject to change
as data is finalized in the coming weeks.***



Part I Total Crime

An analysis of the preliminary serious crime statistics for the 2023 points to a sizable increase of 11% in the Part One index total for Cambridge when compared with 2022. There were 3,226 serious crimes reported in the City throughout 2023. For the same time period in 2022, the combined total for Murder, Rape, Robbery, Aggravated Assault, Burglary, Larceny & Auto theft was 2,895 incidents. When measured against the five-year average, a 24% rise in the crime index has been registered.

Further analysis of the crime totals for 2023 indicates that violent crimes recorded a 20% increase when compared with 2022. There was one homicide, 43 rapes, 126 robberies, and 307 aggravated assaults recorded during 2023.

Preliminary numbers indicate that property crimes rose 10% in 2023 with 251 additional crimes reported over the 2022 total. The 94% increase in shoplifting, the 21% increase in bicycle larcenies, and the 42% rise in commercial breaks when compared with 2022 are the key trend indicators in 2023 that have driven the upward curve in the property crime index. Conversely, larcenies from the person have decreased by 20% and larcenies from motor vehicles have dropped 31% when comparing 2023 with that of 2022.

When analyzing the serious crime totals of December 2023 versus the previous month of November 2023, there was a decrease of 16% in the number of index incidents, with 39 fewer crimes reported.

	<u>4 Week Snapshot</u>			<u>Year to Date</u>			<u>Five Year</u>	
	11/6/23 - 12/3/23	12/4/23 - 12/31/23	Change	2022	2023	Change	Avg	Change
Total Violent Crime	28	25	-11%	397	477	20%	333	43%
Total Property Crime	219	183	-16%	2498	2749	10%	2272	21%
Total Part I Crime	247	208	-16%	2895	3226	11%	2606	24%



Part I Property Crime

Analysis of preliminary property crime totals in 2023 reveals a 10% increase when measured against the 2022 totals and a 21% rise above the five-year average of 2,272.

Half of the property crime categories below recorded inclines when measured against 2022, most notably a 94% jump in shopliftings (up 280 incidents), a 21% surge in bike thefts (up 100 incidents), and a 9% increase in thefts from residences (up 33 incidents). Meanwhile, larcenies from motor vehicles dropped 31% (down 145 thefts) and larcenies from the person decreased by 20% (down 25 incidents).

	4 Week Snapshot			Year to Date			Five Year	
	11/6/23 - 12/3/23	12/4/23 - 12/31/23	Change	2022	2023	Change	Avg	Change
Burglary	23	27	17%	258	272	5%	213	28%
Commercial Break	4	11	175%	53	75	42%	57	32%
Housebreak	19	16	-16%	205	197	-4%	156	26%
Larceny	186	146	-22%	2088	2334	12%	1936	21%
Larceny (Misc)	6	7	17%	87	82	-6%	62	32%
Larceny from Building	14	11	-21%	216	198	-8%	183	8%
Larceny from MV	21	12	-43%	465	320	-31%	394	-19%
Larceny from Person	7	5	-29%	122	97	-20%	121	-20%
Larceny from Residence	39	35	-10%	381	414	9%	348	19%
Larceny of Bicycle	42	24	-43%	481	581	21%	524	11%
Larceny of Plate	1	0	-100%	23	39	70%	21	86%
Larceny of Services	4	2	-50%	15	25	67%	11	127%
Shoplifting	52	50	-4%	298	578	94%	273	112%
Auto Theft	10	10	0%	152	143	-6%	124	15%
Total Property Crime	219	183	-16%	2498	2749	10%	2272	21%



Part I Violent Crime

Preliminary statistics indicate that there were 477 violent crimes recorded in Cambridge in 2023, 80 incidents (+20%) above last year's total of 397 incidents and 144 incidents (+43%) above the 333 crimes forecasted for 2023.

There were 43 rapes reported in Cambridge in 2023, which is level with the number reported in 2022. The rapes reported in 2023 included 10 domestic incidents, 20 acquaintance incidents, nine contact scenarios, and four blitz assaults.

The trend observed during the past couple years of a high percentage of aggravated assaults and street robberies occurring in Central Square and on peripheral side streets returned with the warm weather, after a first-quarter lull in activity in that area. The year closed out with 95 (or 31%) of the 307 aggravated assaults and 44 (or 48%) of the 91 street robberies being reported in the Central Square area.

Shortly after midnight on November 23rd, officers responded to the area of 10 Magazine Street in Central Square. Two individuals with gunshot wounds were located and transported to a Boston hospital. One victim, 27-year-old Danasia Greene of Cambridge, was pronounced deceased at the hospital. The second victim, a 26-year-old male from Boston, was treated for non-life-threatening injuries. This incident marked the first homicide reported in Cambridge in over two years and the only homicide reported in the City in 2023. It remains under investigation at this time.

	4 Week Snapshot			Year to Date			Five Year	
	11/6/23 - 12/3/23	12/4/23 - 12/31/23	Change	2022	2023	Change	Avg	Change
Homicide	1	0	-100%	0	1	IN-CALC	1	0%
Rape	0	3	IN-CALC	43	43	0%	35	23%
Robbery	7	2	-71%	96	126	31%	80	58%
Commercial Robbery	0	0	IN-CALC	18	35	94%	16	119%
Street Robbery	7	2	-71%	78	91	17%	64	42%
Aggravated Assault	20	20	0%	258	307	19%	218	41%
Total Violent Crime	28	25	-11%	397	477	20%	333	43%



MURDER

No Patterns

- Shortly after midnight on November 23rd, 2023, officers responded to the area of 10 Magazine Street in Central Square. Two individuals with gunshot wounds were located and transported to a Boston hospital. One victim, 27-year-old Danasia Greene of Cambridge, was pronounced deceased at the hospital. The second victim, a 26-year-old male from Boston, was treated for non-life threatening injuries. This incident marked the first homicide reported in Cambridge in over two years and was the only homicide reported in the City in 2023. It remains under active investigation at this time.
- There were no murders recorded in Cambridge in all of 2022. This has happened only three other times in the past 20 years—in 2004, 2007, and 2010.
- In the last reported homicide in Cambridge prior to the November 2023 incident, on Saturday 3/27/21, there was a fatal shooting that occurred at approximately 12:40 a.m. on Pemberton Street. The victim was reportedly located unconscious outside his vehicle by a passerby who called 911. The victim was transported to Mount Auburn Hospital where he later died. The victim has been identified as Xavier Louis-Jacques, 19, of Cambridge. The investigation is ongoing.
- On April 23, 2020, Jose Bermudez was arrested for the fatal daylight stabbing of 33-year-old Danilo Perez in Central Square on April 14. Bermudez and Perez were both part of the homeless community and were known to each other. Bermudez is being held without bail. This was the only homicide recorded in 2020.

Please note: The 2023 figure excludes the fatal Cambridge Police officer-involved shooting of Sayed Faisal on January 4, 2023.

Percent Change*

Last 4 Weeks

-100%

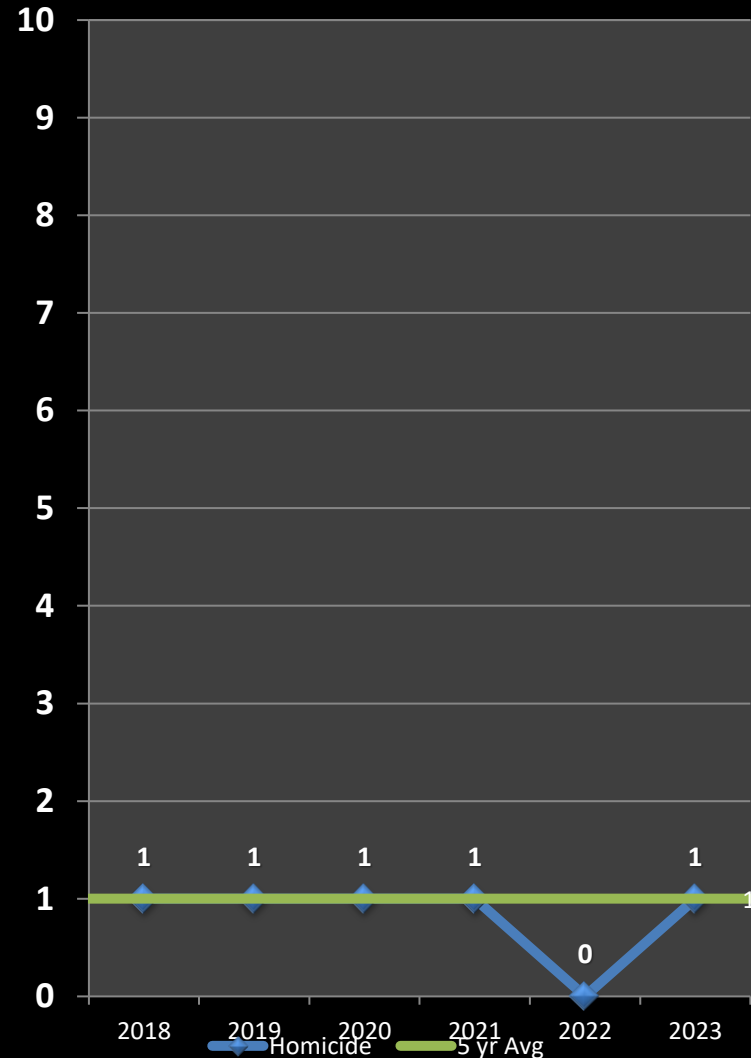
Previous Year

In-Calc

5-Year Average

0%

*IN -CALC: Percentages are not calculated for numbers so small as to present a statistically misleading percentage.





RAPE

No Patterns

- There were 43 rapes reported in Cambridge during 2023, which is even with the total reported during 2022.
- The 43 rapes reported in 2023 have been categorized as 10 domestic incidents, 20 acquaintance incidents, nine contact scenarios, and four blitz assaults.
- One of the domestic rapes and one of the acquaintance rapes in 2023 resulted in the arrest of the suspect at the time of the incident.
- The total number of reported rapes tends to fluctuate from year to year, but the number of stranger-to-stranger rapes reported each year in Cambridge—typically between one and ten—remains extremely low.

Percent Change*

Last 4 Weeks

IN-CALC

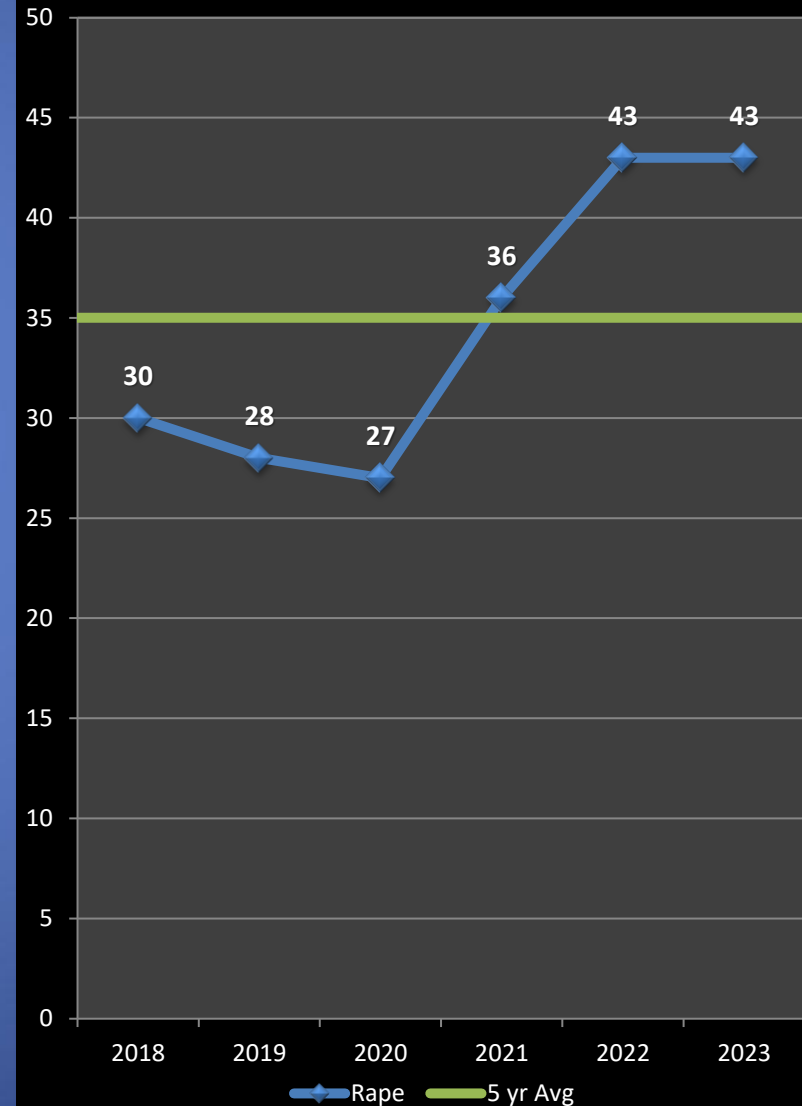
Previous Year

0%

5-Year Average

+23%

*IN -CAL: Percentages are not calculated for numbers so small as to present a statistically misleading percentage.





AGGRAVATED ASSAULT

No Patterns

- The total of 307 aggravated assaults reported in 2023 was 49 crimes (+19%) above the total for 2022, as well as 89 incidents (+41%) above the five-year average of 218 crimes.
- The 307 aggravated assaults reported in 2023 were comprised of the following classifications: 67 unprovoked scenarios; 65 domestic altercations; 37 traffic-and-parking incidents; 31 acquaintance assaults; 24 juvenile-related assaults; 24 psychotic episodes; 14 unhoused assaults; 14 shop owner/patron assaults; 11 affrays/brawls; 7 assaults on police; 5 each of landlord/neighbor assaults and workplace incidents; and 3 drug deals gone awry.
- The trend observed during the past couple years of a high percentage of aggravated assaults occurring in Central Sq and on peripheral side streets returned with the warmer weather, after a first-quarter lull in activity in that area. In 2023, 95 (or 31%) of the 307 assaults citywide were reported in Central Sq. However, unlike in 2022 when activity was mostly only focused in Central Sq, other areas of the city also saw increased activity this year (see map on slide 8).
- There were six confirmed shots fired incidents in Cambridge in 2023.* Three of these incidents resulted in the non-fatal shootings of four total victims, while the most recent incident on November 23 near Central Square resulted in both the non-fatal shooting of one victim and the fatal-shooting of a second victim. This incident marked the first homicide in Cambridge in over two years and the only homicide in the City in 2023. In comparison, in 2022, there were 14 shots fired incidents, two of which resulted in the non-fatal shootings of three victims.

* Please note: This figure excludes the fatal Cambridge Police officer-involved shooting of Sayed Faisal on January 4, 2023.

Percent Change

Last 4 Weeks

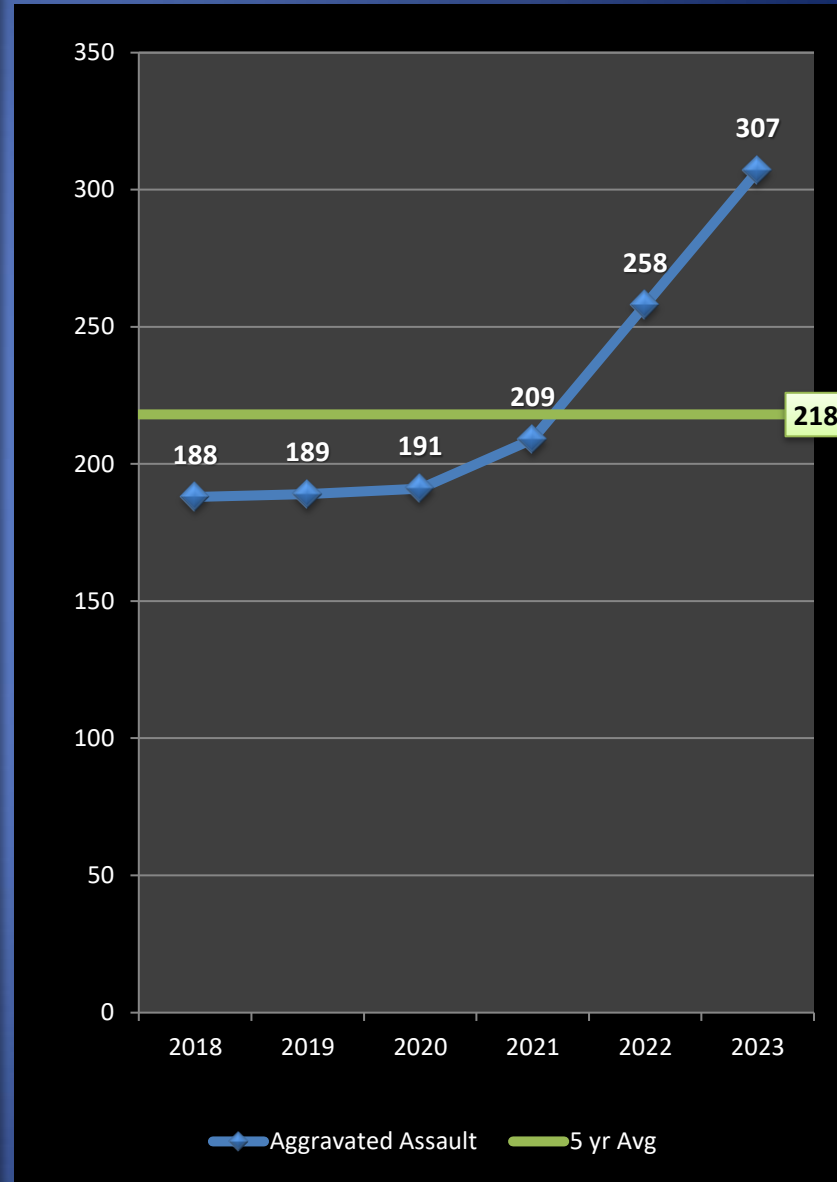
0%

Previous Year

+19%

5-Year Average

+41%



◆ Aggravated Assault — 5 yr Avg

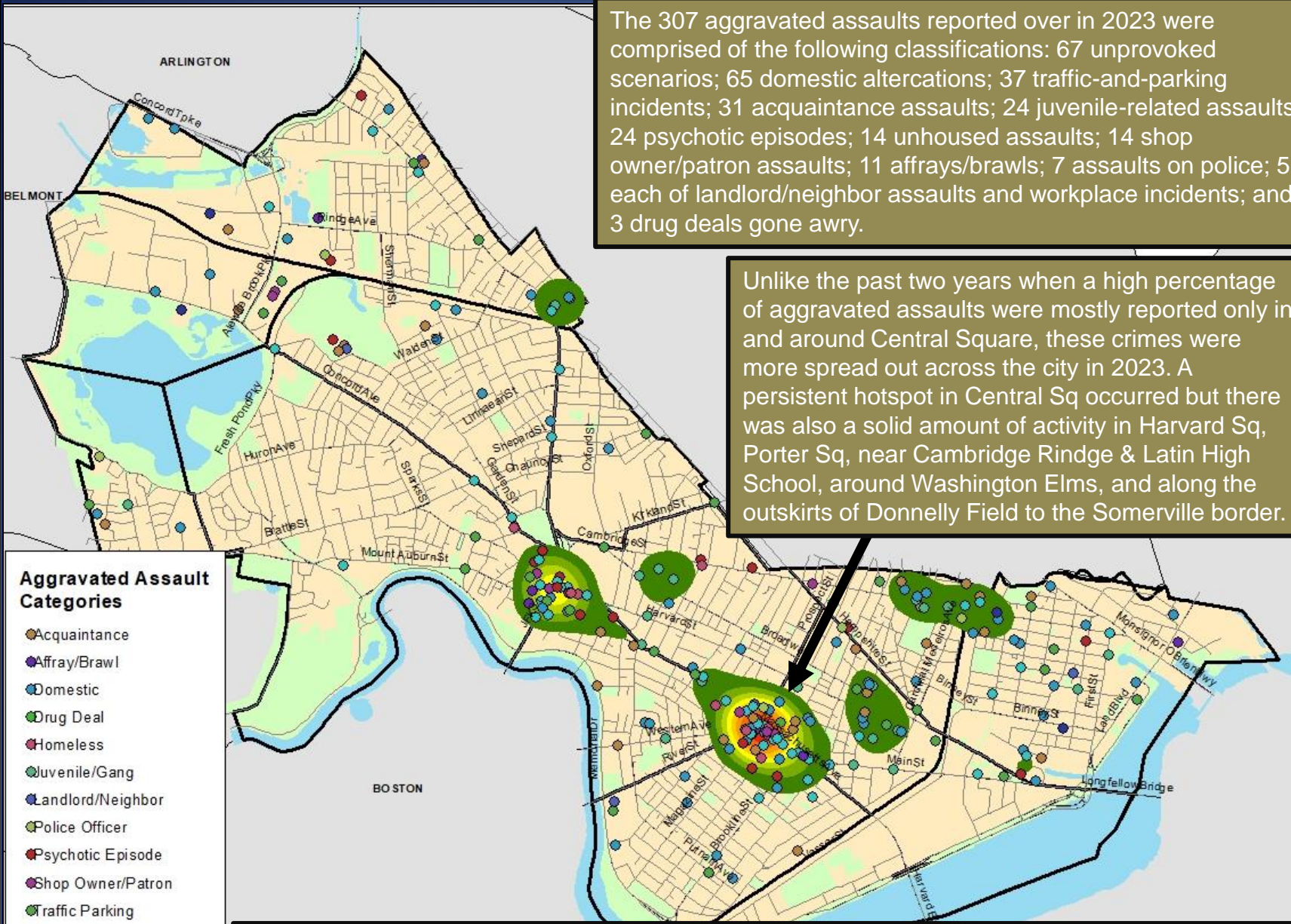


Geographic Breakdown of Aggravated Assaults: 1.1.23 – 12.31.23

Cambridge Police BridgeStat

The 307 aggravated assaults reported over in 2023 were comprised of the following classifications: 67 unprovoked scenarios; 65 domestic altercations; 37 traffic-and-parking incidents; 31 acquaintance assaults; 24 juvenile-related assaults; 24 psychotic episodes; 14 unhoused assaults; 14 shop owner/patron assaults; 11 affrays/brawls; 7 assaults on police; 5 each of landlord/neighbor assaults and workplace incidents; and 3 drug deals gone awry.

Unlike the past two years when a high percentage of aggravated assaults were mostly reported only in and around Central Square, these crimes were more spread out across the city in 2023. A persistent hotspot in Central Sq occurred but there was also a solid amount of activity in Harvard Sq, Porter Sq, near Cambridge Rindge & Latin High School, around Washington Elms, and along the outskirts of Donnelly Field to the Somerville border.



- Aggravated Assault Categories**
- Acquaintance
 - Affray/Brawl
 - Domestic
 - Drug Deal
 - Homeless
 - Juvenile/Gang
 - Landlord/Neighbor
 - Police Officer
 - Psychotic Episode
 - Shop Owner/Patron
 - Traffic Parking
 - Unprovoked
 - Workplace

Please note: This map excludes the fatal Cambridge Police officer-involved shooting of Sayed Faisal on January 4, 2023.

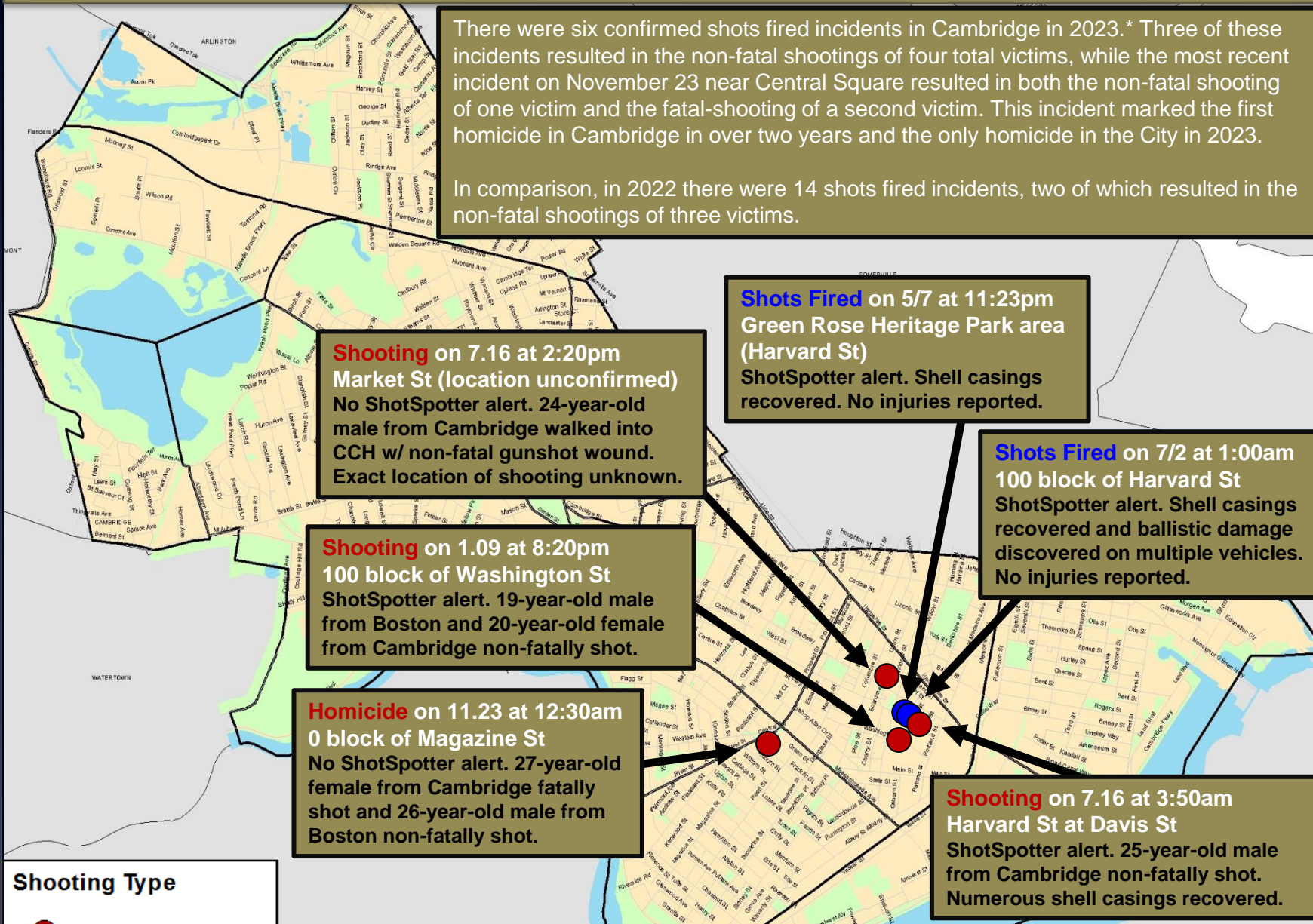


Confirmed Shots Fired and Shootings in Cambridge: 1.1.23 – 12.31.23

Cambridge Police BridgeStat

There were six confirmed shots fired incidents in Cambridge in 2023.* Three of these incidents resulted in the non-fatal shootings of four total victims, while the most recent incident on November 23 near Central Square resulted in both the non-fatal shooting of one victim and the fatal-shooting of a second victim. This incident marked the first homicide in Cambridge in over two years and the only homicide in the City in 2023.

In comparison, in 2022 there were 14 shots fired incidents, two of which resulted in the non-fatal shootings of three victims.



Shooting on 7.16 at 2:20pm
Market St (location unconfirmed)
No ShotSpotter alert. 24-year-old male from Cambridge walked into CCH w/ non-fatal gunshot wound. Exact location of shooting unknown.

Shots Fired on 5/7 at 11:23pm
Green Rose Heritage Park area (Harvard St)
ShotSpotter alert. Shell casings recovered. No injuries reported.

Shots Fired on 7/2 at 1:00am
100 block of Harvard St
ShotSpotter alert. Shell casings recovered and ballistic damage discovered on multiple vehicles. No injuries reported.

Shooting on 1.09 at 8:20pm
100 block of Washington St
ShotSpotter alert. 19-year-old male from Boston and 20-year-old female from Cambridge non-fatally shot.

Homicide on 11.23 at 12:30am
0 block of Magazine St
No ShotSpotter alert. 27-year-old female from Cambridge fatally shot and 26-year-old male from Boston non-fatally shot.

Shooting on 7.16 at 3:50am
Harvard St at Davis St
ShotSpotter alert. 25-year-old male from Cambridge non-fatally shot. Numerous shell casings recovered.

Shooting Type

- Shooting w/ Victim(s)
- Shots Fired (no victims)

*Please note: This figure/map excludes the fatal Cambridge Police officer-involved shooting of Sayed Faisal on January 4, 2023.



Robbery

No Patterns

- The five-year average for overall robbery in Cambridge for the year is 80 incidents. In 2023, preliminary numbers indicate that 126 robberies were recorded, which translates to a 58% increase above the projected total and a 31% incline above the 96 robberies counted in 2022.
- There were 35 commercial robberies reported in 2023. This total is 94% above the 18 reported last year and 119% above the five-year average of 16. Part of the increase in 2023 can be attributed to a regional pattern of armed commercial robberies involving a lone male suspect with a firearm that affected both Cambridge and Boston during the first quarter, as well as a regional pattern of armed robberies at convenience stores in October. Many of the remaining commercial robberies this year involved escalated shoplifting incidents at local retail and drug stores.
- The 91 street robberies reported in 2023 are up 17% over the 78 reported in 2022 and are up 42% over the five-year average of 64. Despite the increase, there are no active street robbery patterns in Cambridge at the present time. However, the past few months have seen an increase in pack robberies involving groups of juveniles and acquaintance robberies between unhoused individuals, particularly in the Central and Harvard Square areas.

Percent Change

Last 4 Weeks

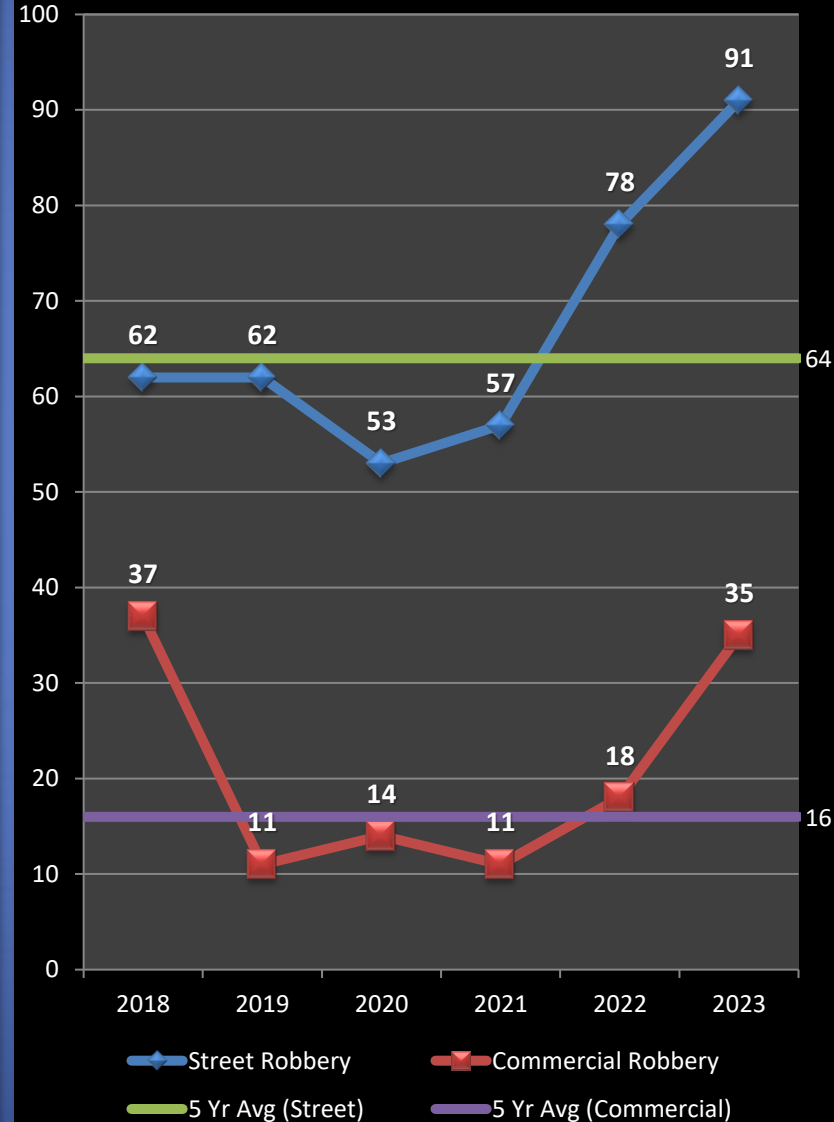
-71%

Previous Year

+31%

5-Year Average

+58%





Geographic Breakdown of Street Robberies: 1.1.23 – 12.31.23

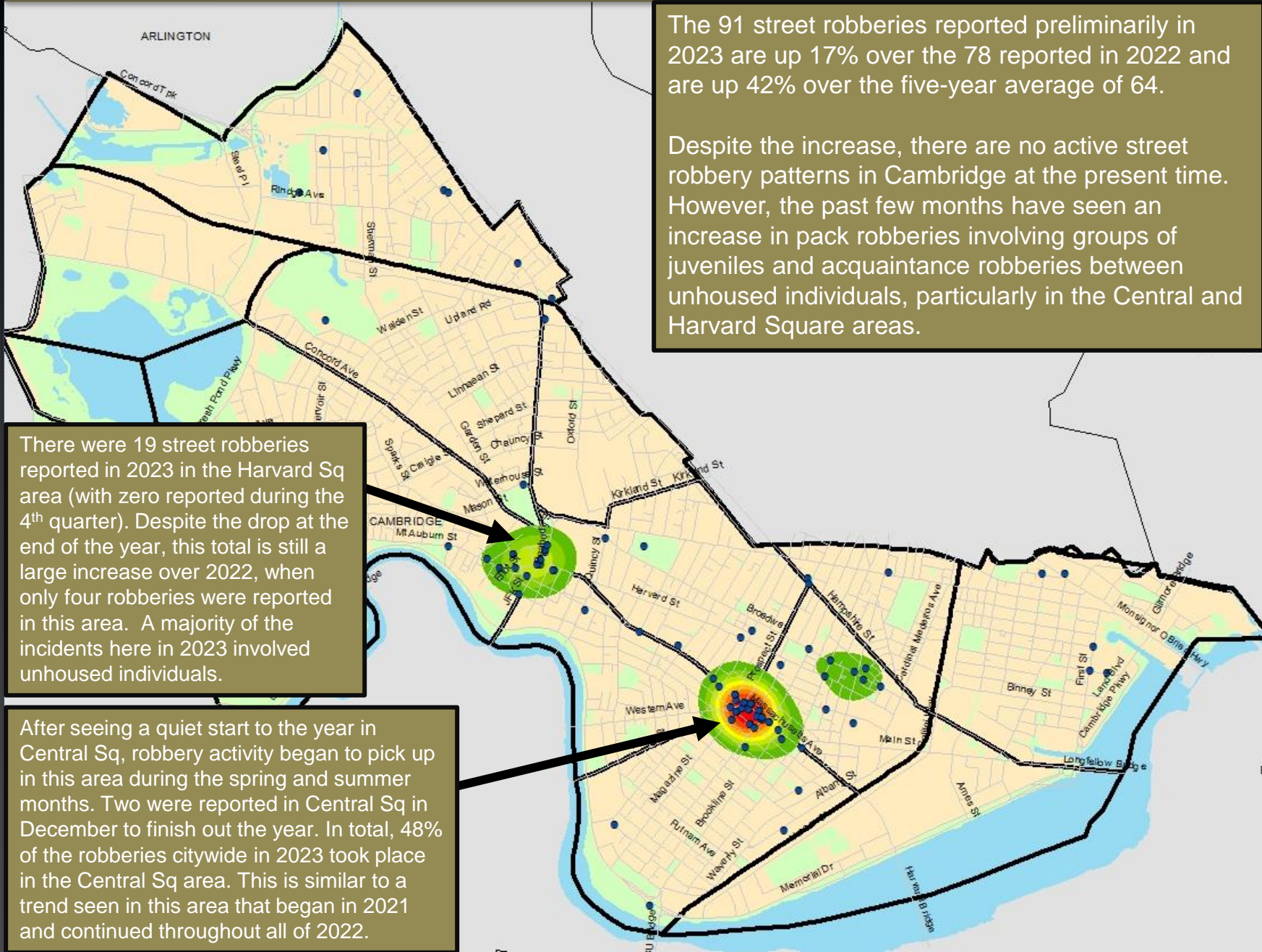
Cambridge Police BridgeStat

The 91 street robberies reported preliminarily in 2023 are up 17% over the 78 reported in 2022 and are up 42% over the five-year average of 64.

Despite the increase, there are no active street robbery patterns in Cambridge at the present time. However, the past few months have seen an increase in pack robberies involving groups of juveniles and acquaintance robberies between unhoused individuals, particularly in the Central and Harvard Square areas.

There were 19 street robberies reported in 2023 in the Harvard Sq area (with zero reported during the 4th quarter). Despite the drop at the end of the year, this total is still a large increase over 2022, when only four robberies were reported in this area. A majority of the incidents here in 2023 involved unhoused individuals.

After seeing a quiet start to the year in Central Sq, robbery activity began to pick up in this area during the spring and summer months. Two were reported in Central Sq in December to finish out the year. In total, 48% of the robberies citywide in 2023 took place in the Central Sq area. This is similar to a trend seen in this area that began in 2021 and continued throughout all of 2022.





Geographic Breakdown of Commercial Robberies: 1.1.23 – 12.31.23

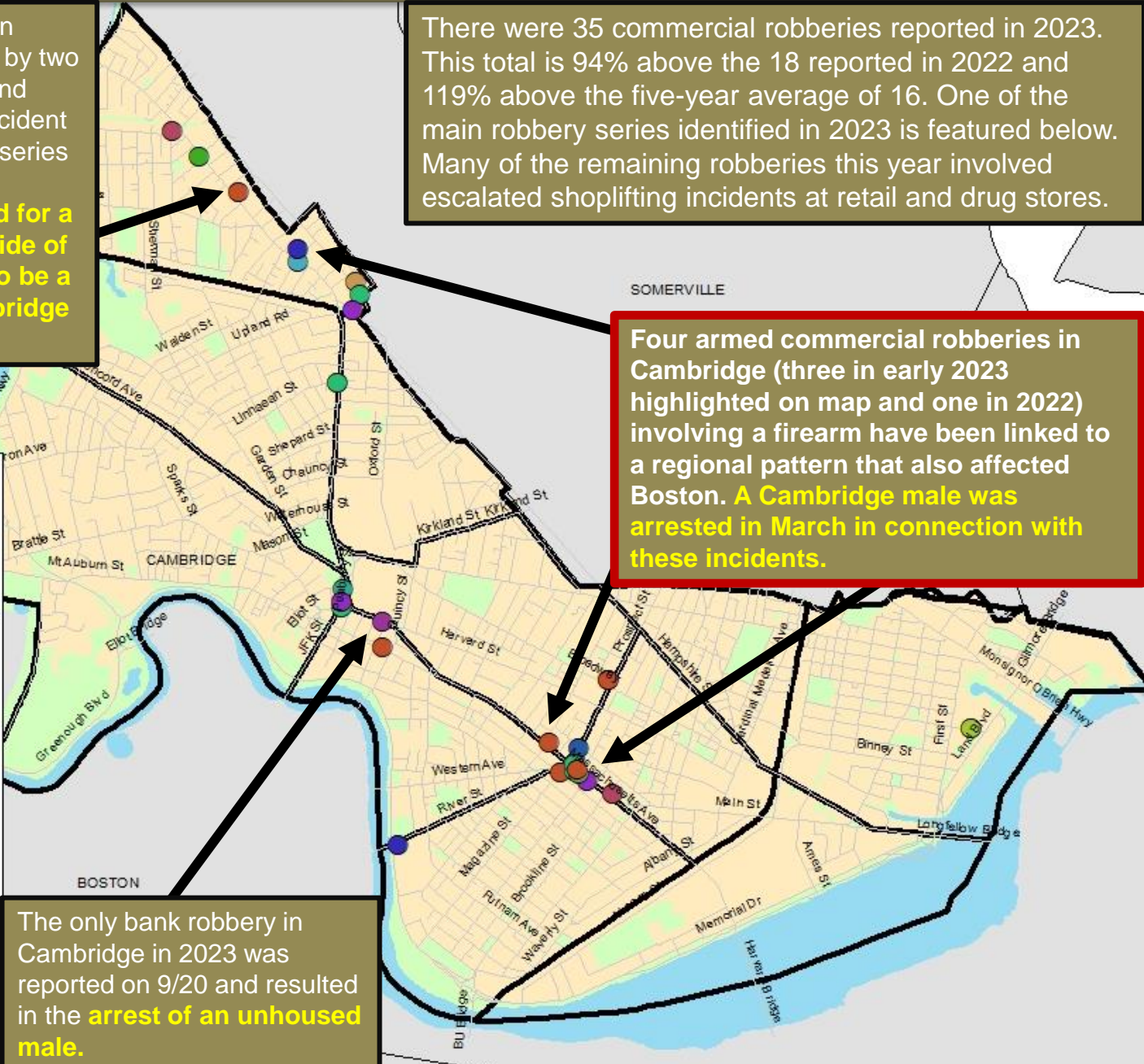
A convenience store on Mass Ave was robbed by two males with a firearm and knife on 10/16. This incident was part of a regional series of armed robberies. **A Boston male arrested for a related incident outside of the City is believed to be a suspect in this Cambridge robbery as well.**

There were 35 commercial robberies reported in 2023. This total is 94% above the 18 reported in 2022 and 119% above the five-year average of 16. One of the main robbery series identified in 2023 is featured below. Many of the remaining robberies this year involved escalated shoplifting incidents at retail and drug stores.

Four armed commercial robberies in Cambridge (three in early 2023 highlighted on map and one in 2022) involving a firearm have been linked to a regional pattern that also affected Boston. **A Cambridge male was arrested in March in connection with these incidents.**

- Commercial Robbery**
- Premise Type**
- Bank
 - Books/Comics
 - Commercial Unknown
 - Convenience Store
 - Drug Store
 - Eyeglass/Optician
 - Fast Food
 - Gasoline Station
 - Grocery
 - Hair/Beauty
 - Liquor Store
 - Restaurant/Bar
 - Retail Other
 - Shopping Mall

The only bank robbery in Cambridge in 2023 was reported on 9/20 and resulted in the **arrest of an unhoused male.**





Burglary

No Patterns

- The property index crime of burglary, the combination of residential and commercial breaks, recorded an increase of 28% in 2023 when compared to the five-year average, with 59 additional incidents reported above the projected total of 213 breaks. When compared with last year's total of 258 incidents, a 5% increase was registered (up 14 incidents in 2023).
- Housebreaks in 2023 dropped eight incidents when compared to 2022 (decreasing 4% from 205 to 197). June saw the largest number of housebreaks in 2023 with 25 reported.
 - Suspects have been arrested or otherwise identified in 53 of the housebreaks so far this year.
 - In June, two people were connected to an apartment building in the Port that experienced the most breaks at one location citywide in 2023. An arrest was made in connection with one of the breaks and property linking individuals to numerous other crimes was also recovered.
- Commercial breaks in 2023 rose by 22 crimes (+42%), from 53 in 2022 to 75 in 2023.
 - There were five related commercial breaks in June and a Cambridge resident has been charged in connection with all five incidents (see map on slide 15).
 - Seven locations have experienced more than one break this year.
 - Seven of the commercial breaks were attempts, where no entry was gained.

Percent Change

Last 4 Weeks

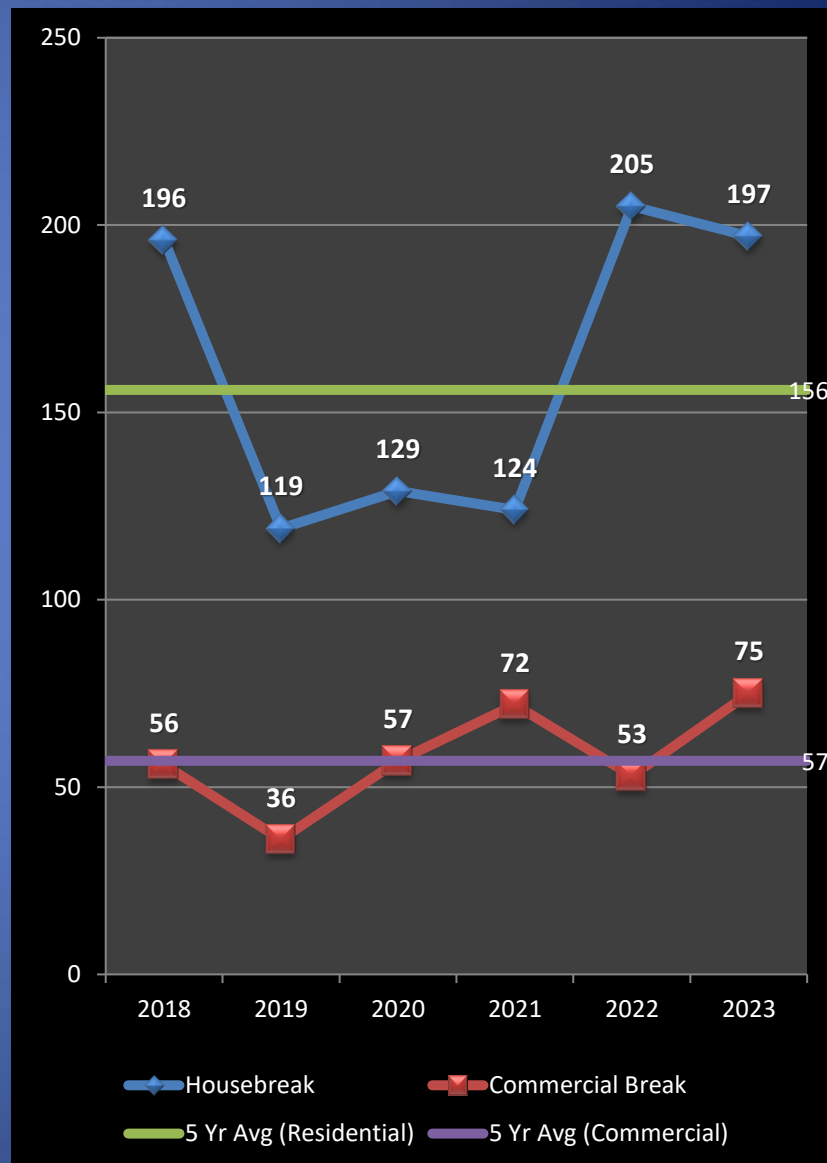
+17%

Previous Year

+5%

5-Year Average

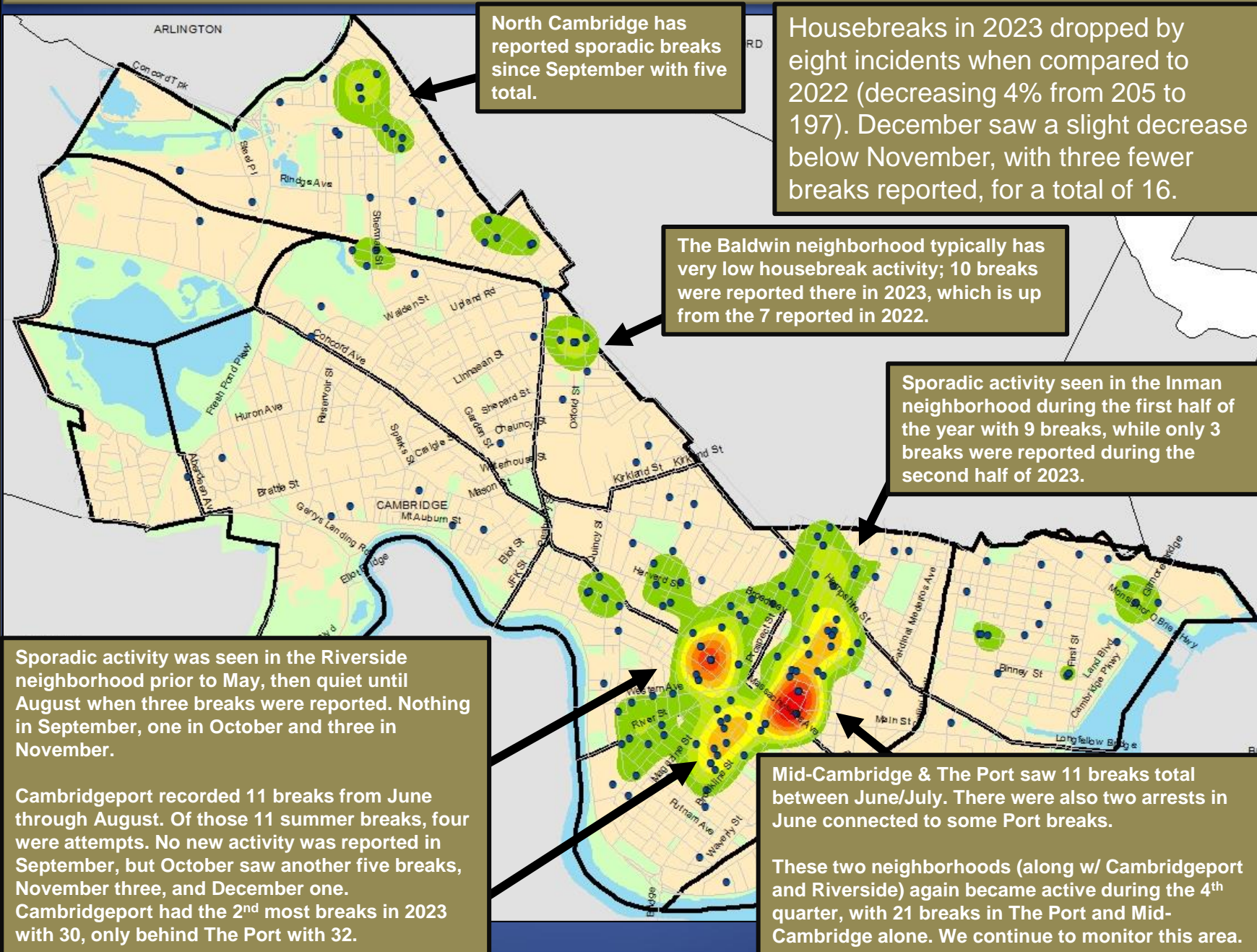
+28%





Geographic Breakdown of Housebreaks: 1.1.23 – 12.31.23

Cambridge Police BridgeStat



December 2023

These two neighborhoods (along w/ Cambridgeport and Riverside) again became active during the 4th quarter, with 21 breaks in The Port and Mid-Cambridge alone. We continue to monitor this area.

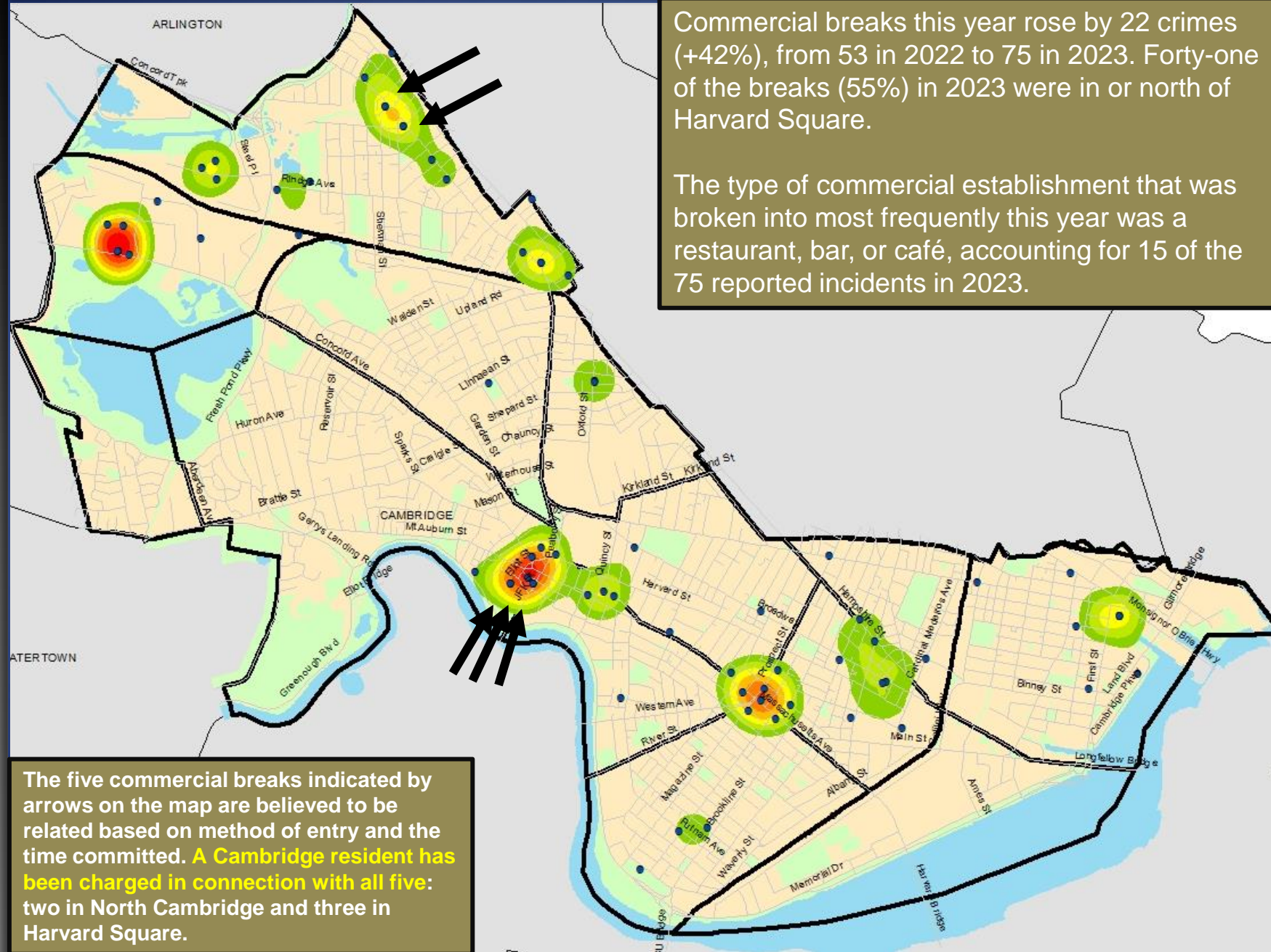


Geographic Breakdown of Commercial Breaks: 1.1.23 – 12.31.23

Cambridge Police BridgeStat

Commercial breaks this year rose by 22 crimes (+42%), from 53 in 2022 to 75 in 2023. Forty-one of the breaks (55%) in 2023 were in or north of Harvard Square.

The type of commercial establishment that was broken into most frequently this year was a restaurant, bar, or café, accounting for 15 of the 75 reported incidents in 2023.



The five commercial breaks indicated by arrows on the map are believed to be related based on method of entry and the time committed. **A Cambridge resident has been charged in connection with all five: two in North Cambridge and three in Harvard Square.**



LARCENY

No Patterns

- Preliminary stats indicate that overall larceny in 2023 registered at 2,334 incidents, 12% above the 2022 number. The total of 2,334 larcenies reported in 2023 is also 21% above the 5-year average of 1,936 incidents.
- The larceny from motor vehicles total in 2023 was 320 incidents, 31% below the 2022 total of 465. The 320 thefts reported were also 74 less than the number forecasted for 2023. The decrease in 2023 compared to last year can be attributed to a drop in catalytic converter thefts in 2023—in 2022, 128 were reported, while only 21 were reported in 2023.
- In 2023, 97 larcenies from the person were reported in Cambridge, down 20% compared to both the 2022 total of 122 and the five-year average of 121. Central Square saw the most activity this year with 42 incidents.
- There were 198 larcenies from buildings reported in 2023. This total is 8% below 2022 with 18 fewer thefts reported in 2023, but it is 15 incidents (8%) above the 5-year average. The increase seen over the last two years can be at least partially attributed to the continued trend of thefts from lockers at local gyms in Porter and Central Squares.
- Larcenies from residences were up 33 incidents (9%) in 2023 when compared with 2022. Package thefts have made up the majority of this crime type in recent years and registered even higher than average in 2020-2022, likely due to the increased volume of deliveries during the pandemic. Package thefts have accounted for 292 (or 71%) of the 414 larcenies from residences in 2023.
- There were 581 larcenies of bicycles reported in 2023. This total is 100 incidents (+21%) above last year's total and 57 incidents (+11%) above the five-year average of 524. The lower half of the city saw the most activity throughout 2023, with Central Square being the main hotspot.

Percent Change

Last 4 Weeks

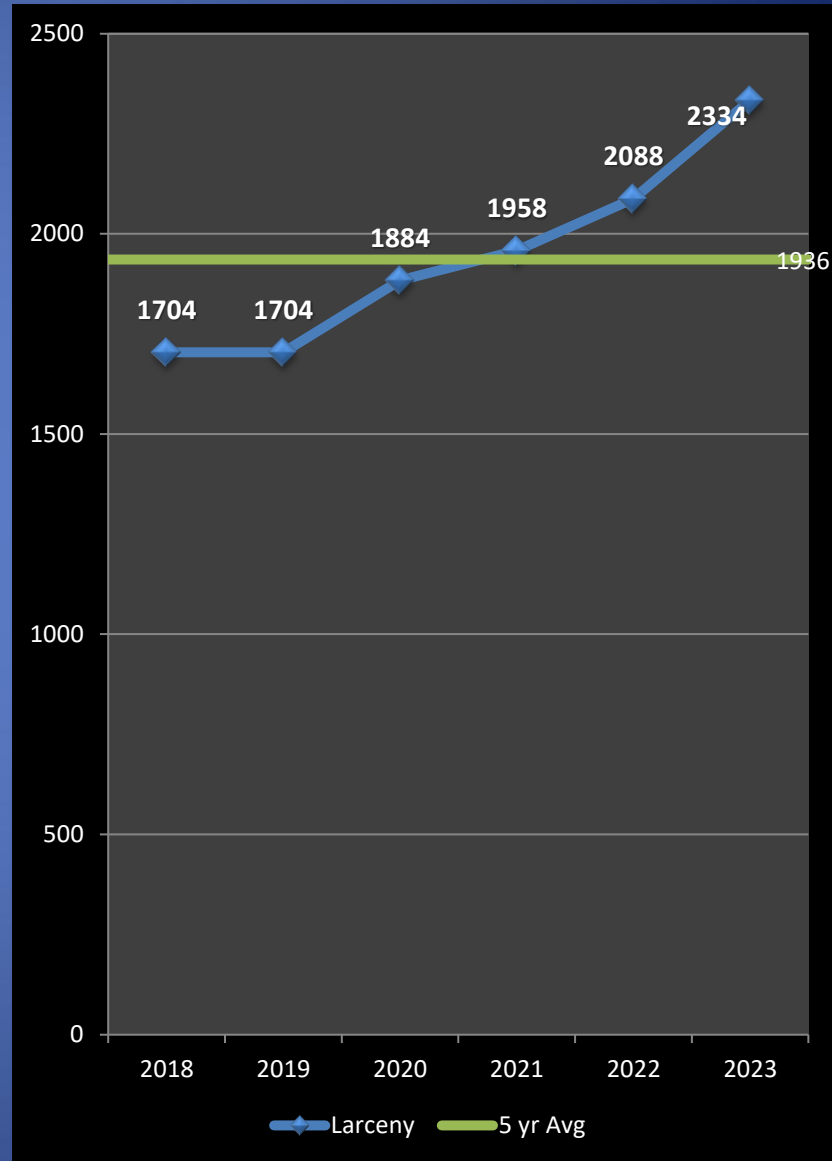
-22%

Previous Year

+12%

5-Year Average

+21%





LARCENY From MV

No Patterns

- The larceny from motor vehicle total for 2023 was 320 incidents, which was 31% below the total in 2022. The total of 320 thefts from cars reported in 2023 was also 74 incidents (-19%) below the number forecasted for 2023.
- The neighborhoods with the highest larceny from motor vehicle totals in 2023 were: North Cambridge (62), Cambridgeport (43), Peabody (42), and Riverside (37).
- There were multiple larcenies from motor vehicles in 2023 where suspects also tampered with the ignition in an unsuccessful attempt to steal the vehicle. This was attributed to a TikTok trend targeting Kia and Hyundai vehicles.
- Catalytic converter thefts became a problem in Cambridge in January of 2021. Surges continued sporadically throughout 2021 and 2022, with at least 128 reported in 2022 alone. This activity was not nearly as prolific in 2023, with only 21 incidents reported. This contributed to the large 31% drop in larcenies from motor vehicles in 2023. Not a single catalytic converter theft was reported in Cambridge after April 2023.
 - The majority of the catalytic converter thefts in Cambridge involved 2004-2009 Toyota Priuses.
 - Earlier in 2023, the majority of the catalytic converter theft activity was reported overnight in the upper half of Cambridge, north and west of Harvard Square.

Percent Change

Last 4 Weeks

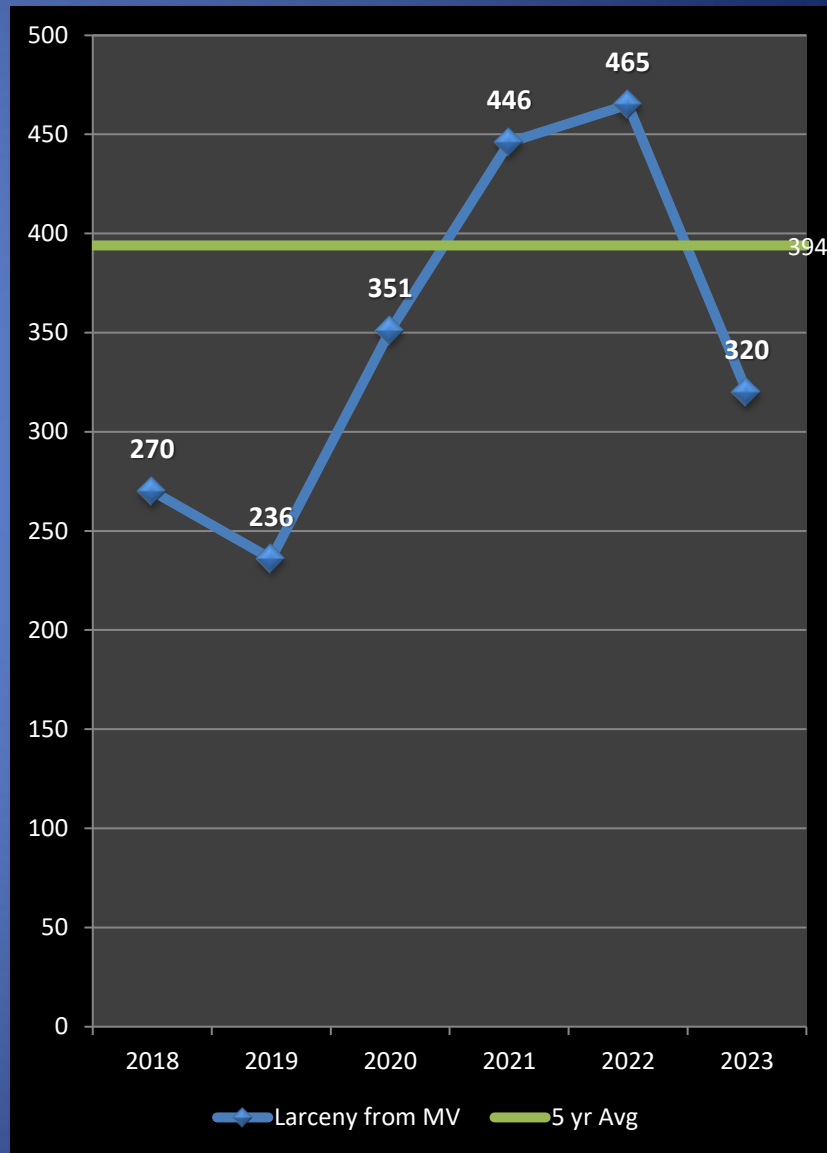
-43%

Previous Year

-31%

5-Year Average

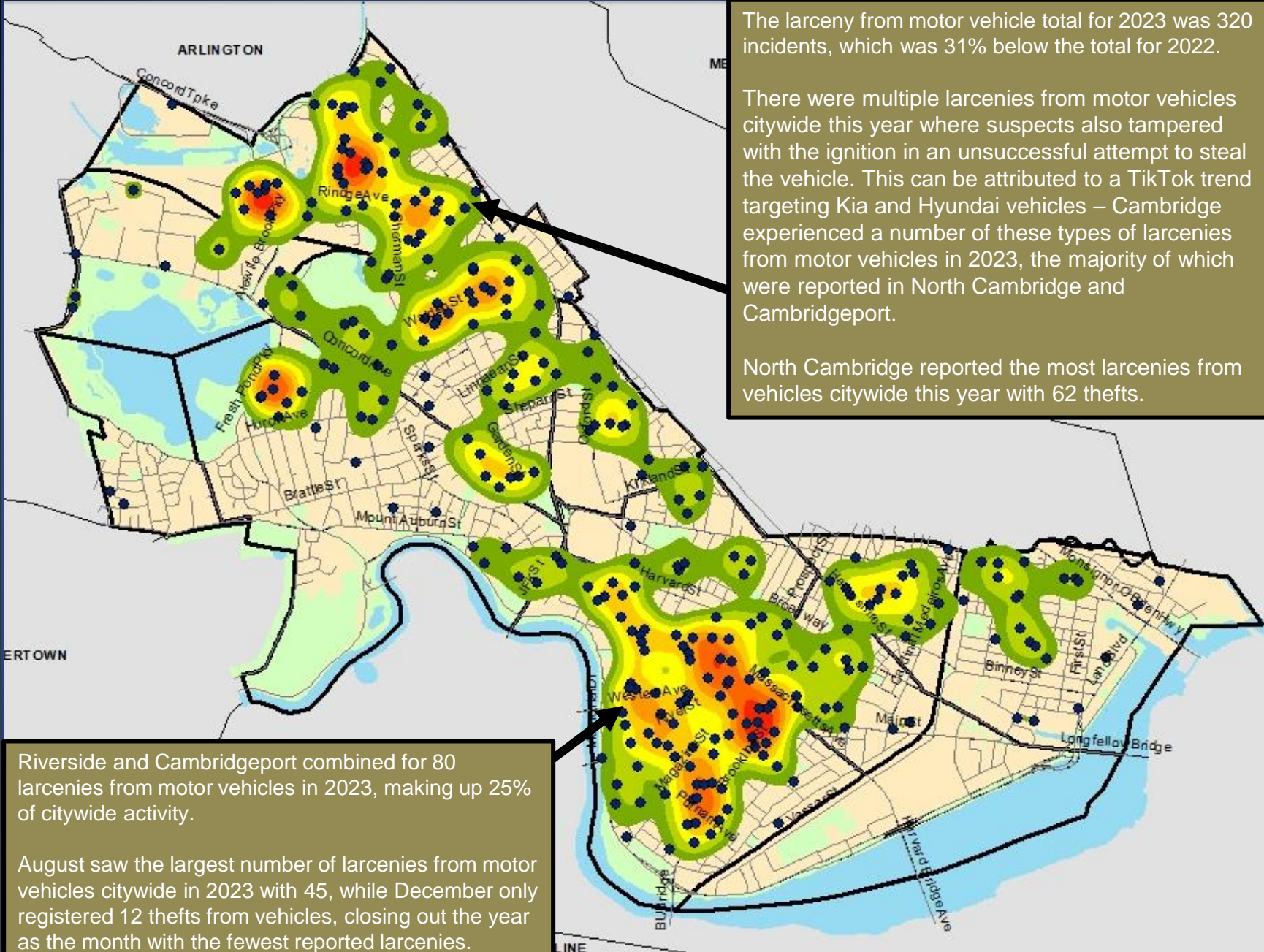
-19%





Geographic Breakdown of Larceny from Motor Vehicles: 1.1.23 – 12.31.23

Cambridge Police BridgeStat



The larceny from motor vehicle total for 2023 was 320 incidents, which was 31% below the total for 2022.

There were multiple larcenies from motor vehicles citywide this year where suspects also tampered with the ignition in an unsuccessful attempt to steal the vehicle. This can be attributed to a TikTok trend targeting Kia and Hyundai vehicles – Cambridge experienced a number of these types of larcenies from motor vehicles in 2023, the majority of which were reported in North Cambridge and Cambridgeport.

North Cambridge reported the most larcenies from vehicles citywide this year with 62 thefts.

Riverside and Cambridgeport combined for 80 larcenies from motor vehicles in 2023, making up 25% of citywide activity.

August saw the largest number of larcenies from motor vehicles citywide in 2023 with 45, while December only registered 12 thefts from vehicles, closing out the year as the month with the fewest reported larcenies.

December 2023



LARCENY from Person

No Patterns

Percent Change

Last 4 Weeks

-29%

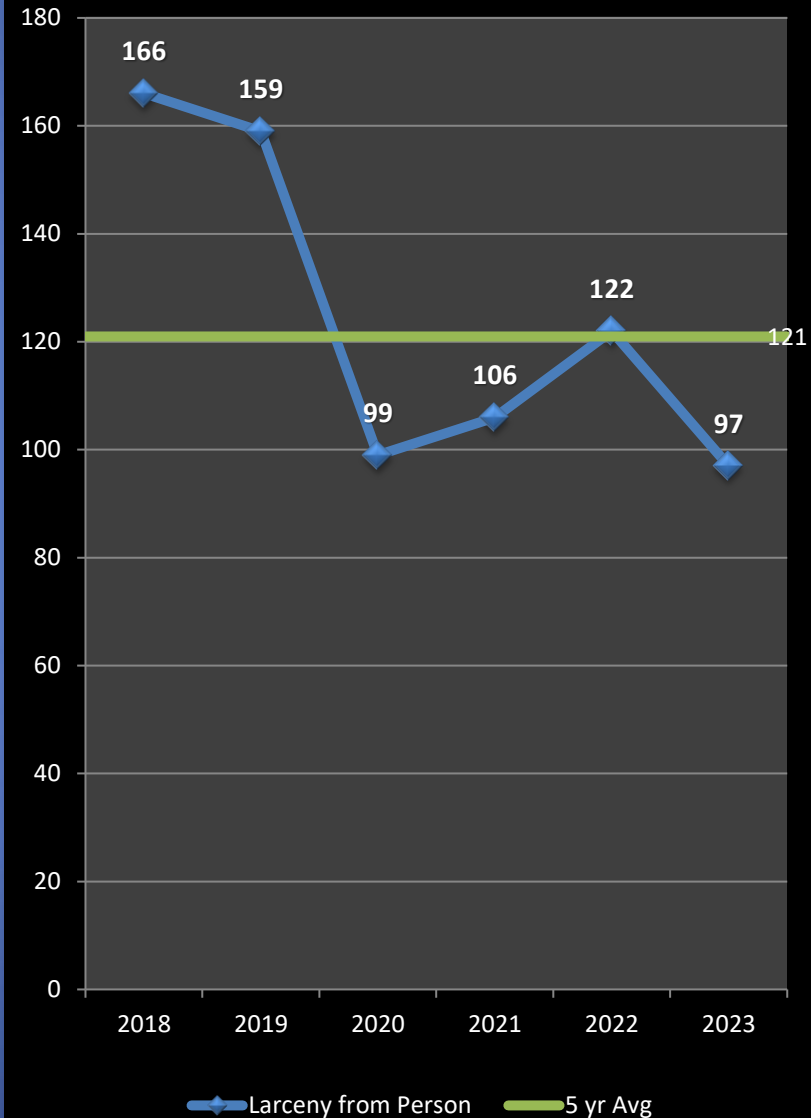
Previous Year

-20%

5-Year Average

-20%

- Larcenies from the person during 2023 decreased by 20% below both the 2022 total of 122 and the five-year average of 121. Five thefts were reported in December, which was two fewer than November.
- Forty-two of the 97 incidents in 2023 took place in Central Square. The other incidents took place throughout the city, with Harvard Square registering the next largest amount with 27 thefts, followed by nine in the East Cambridge / CambridgeSide area, six in the Porter Square area, four in the Cambridgeport / Riverside area, three in the Alewife/West Cambridge area, and two each in the Kendall Square/MIT area, Inman Square, and the Bay Square area. This crime type still has not fully returned to pre-COVID levels.
- In recent years, higher numbers in Central Square have mainly been due to grab-and-run situations and/or incidents that involved individuals who are unhoused whose property may have been stolen while they were asleep or otherwise distracted. Twenty-eight of the 42 thefts in Central Square fell into these categories in 2023.





LARCENY of Bicycle

No Patterns

Percent Change

Last 4 Weeks

Previous Year

5-Year Average

-43%

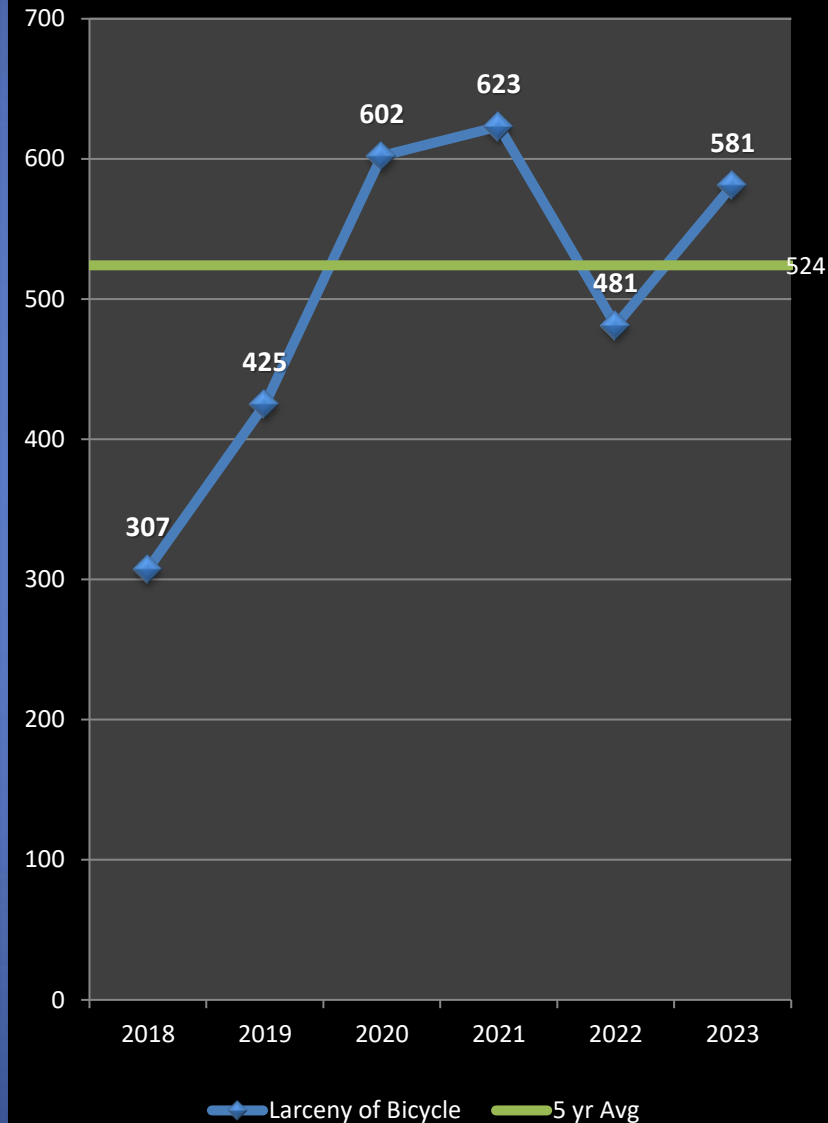
+21%

+11%

- Likely due at least in part to the warmer weather and limited snow earlier in the year, 2023 started off with an increase in bike thefts when compared to 2022, and this continued throughout the year. There were 581 thefts reported citywide in 2023, compared to 481 in 2022, equaling a 21% increase this year. Additionally, the 2023 total was 11% (57 incidents) above the five-year average of 524.
- May saw the largest number of reported bike thefts in 2023 with 75, followed by October with 69.
- Only 184 of all citywide thefts (or 32%) in 2023 occurred north of Harvard Square.
- Of the 581 bike thefts reported in 2023, 420 (72%) were reportedly locked at the time of the theft.

Top Neighborhoods for Bike Theft in 2023:

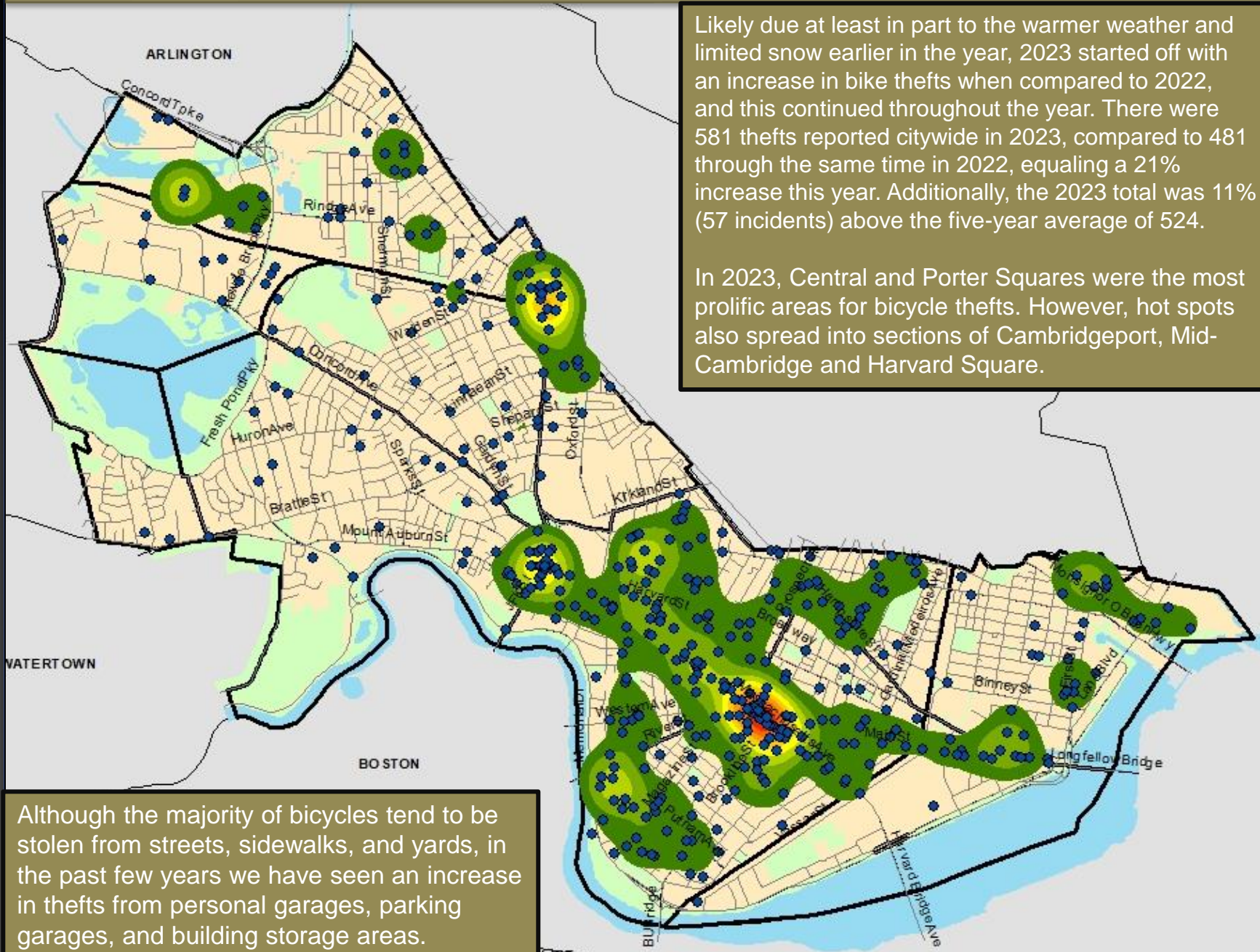
Neighborhood	YTD Total	% Citywide
Cambridgeport	98	17%
North Cambridge	88	15%
Mid-Cambridge	83	14%
East Cambridge	61	10%
The Port	57	10%





Geographic Breakdown of Larceny of Bicycles: 1.1.23 – 12.31.23

Cambridge Police BridgeStat



Likely due at least in part to the warmer weather and limited snow earlier in the year, 2023 started off with an increase in bike thefts when compared to 2022, and this continued throughout the year. There were 581 thefts reported citywide in 2023, compared to 481 through the same time in 2022, equaling a 21% increase this year. Additionally, the 2023 total was 11% (57 incidents) above the five-year average of 524.

In 2023, Central and Porter Squares were the most prolific areas for bicycle thefts. However, hot spots also spread into sections of Cambridgeport, Mid-Cambridge and Harvard Square.

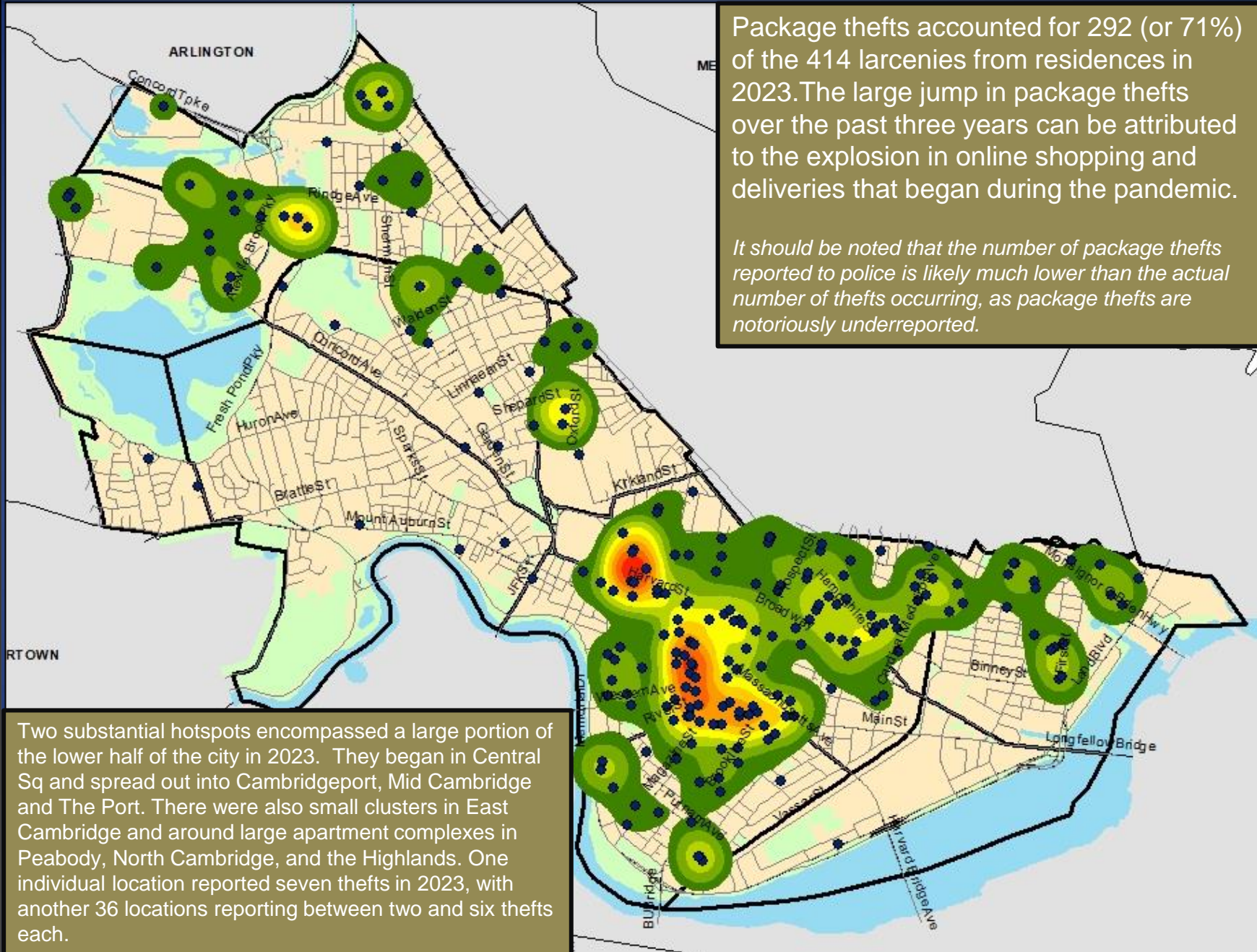
Although the majority of bicycles tend to be stolen from streets, sidewalks, and yards, in the past few years we have seen an increase in thefts from personal garages, parking garages, and building storage areas.



Geographic Breakdown of Package Thefts: 1.1.23 – 12.31.23

Cambridge Police BridgeStat

Package thefts accounted for 292 (or 71%) of the 414 larcenies from residences in 2023. The large jump in package thefts over the past three years can be attributed to the explosion in online shopping and deliveries that began during the pandemic.
It should be noted that the number of package thefts reported to police is likely much lower than the actual number of thefts occurring, as package thefts are notoriously underreported.



Two substantial hotspots encompassed a large portion of the lower half of the city in 2023. They began in Central Sq and spread out into Cambridgeport, Mid Cambridge and The Port. There were also small clusters in East Cambridge and around large apartment complexes in Peabody, North Cambridge, and the Highlands. One individual location reported seven thefts in 2023, with another 36 locations reporting between two and six thefts each.

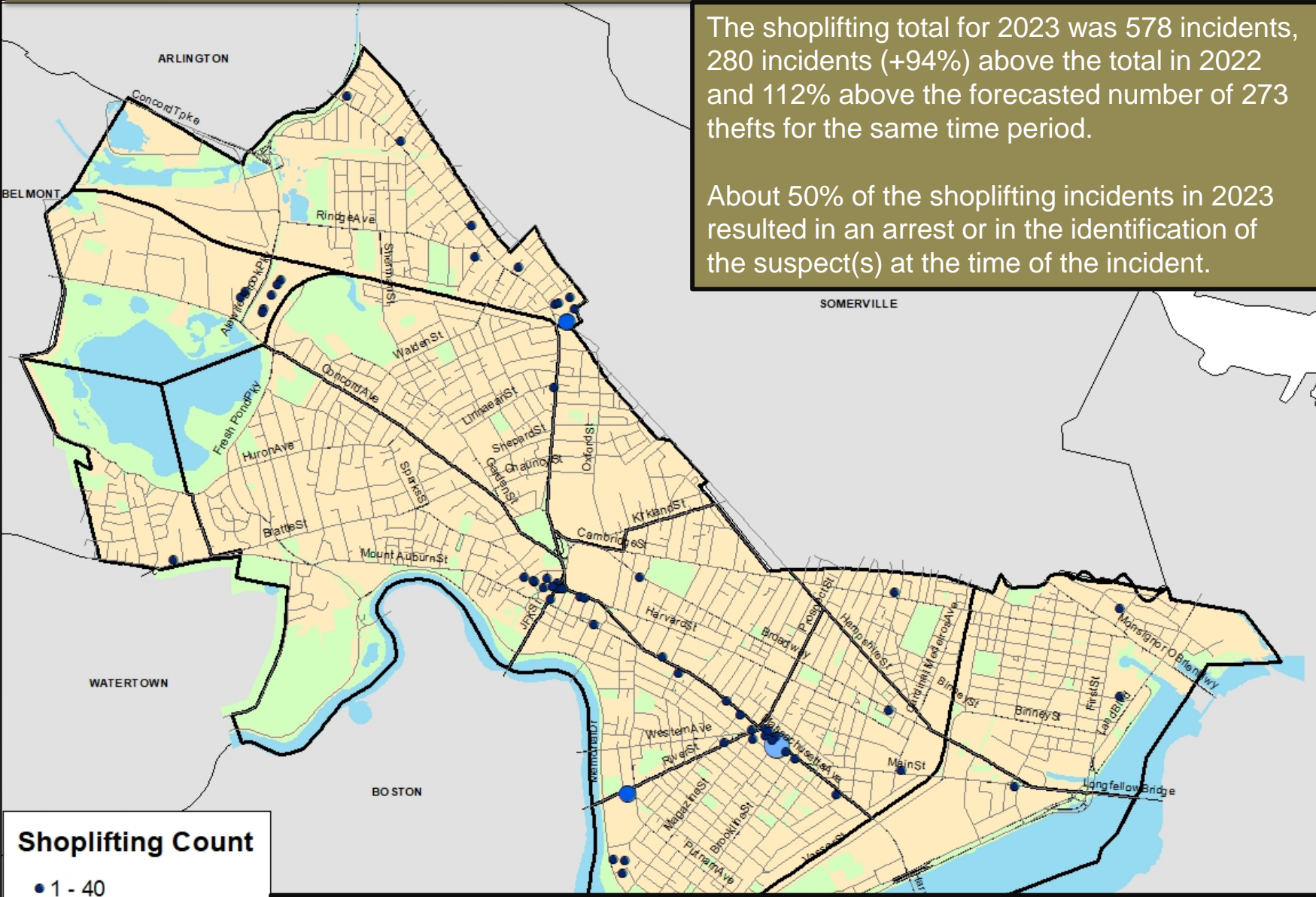


Geographic Breakdown of Shoplifting: 1.1.23 – 12.31.23

Cambridge Police BridgeStat

The shoplifting total for 2023 was 578 incidents, 280 incidents (+94%) above the total in 2022 and 112% above the forecasted number of 273 thefts for the same time period.

About 50% of the shoplifting incidents in 2023 resulted in an arrest or in the identification of the suspect(s) at the time of the incident.



Shoplifting Count

- 1 - 40
- 41 - 100
- 101 - 199

Target in Central Sq reported the most shoplifting incidents in 2023 with 199 thefts, followed by the Target in Porter Sq with 53 thefts and the Walgreens on River Street with 50.



AUTO THEFT

No Patterns

Cambridge Police BridgeStat

- The five-year weighted average for auto thefts through December 31st is 124, and with 143 reported in 2023, Cambridge experienced an increase of 15% above the expected total. Meanwhile, auto thefts in 2023 were down 6% below last year's total of 152.
- When comparing the most recent four weeks (December) to the previous four weeks (November), auto thefts were stagnant, with the same number of incidents (11) reported in both November and December.
- The neighborhood breakdown for auto theft totals in 2023 was as follows: North Cambridge – 21; Cambridgeport – 20; East Cambridge – 16; The Port – 15; Inman/Harrington – 13; Riverside – 13; West Cambridge – 12; the Highlands – 10; Mid-Cambridge – 9; Baldwin – 6; Peabody – 5; and Strawberry Hill – 3.
- There have been multiple thefts reported so far in 2023 where the operator left the vehicle unlocked and running in order to warm up the vehicle, deliver a package, or grab food. When the victim returned, the vehicle was gone.
- There was an emerging trend in Cambridge and regionally at the beginning of the year of Kia and Hyundai thefts due to a recent TikTok trend targeting these vehicles. There were at least 15 of these thefts in Cambridge in 2023, as well as multiple breaks into these model cars.
- 60 of the 143 vehicles reported stolen in 2023 (or 42%) have been recovered to date.

Percent Change

Last 4 Weeks

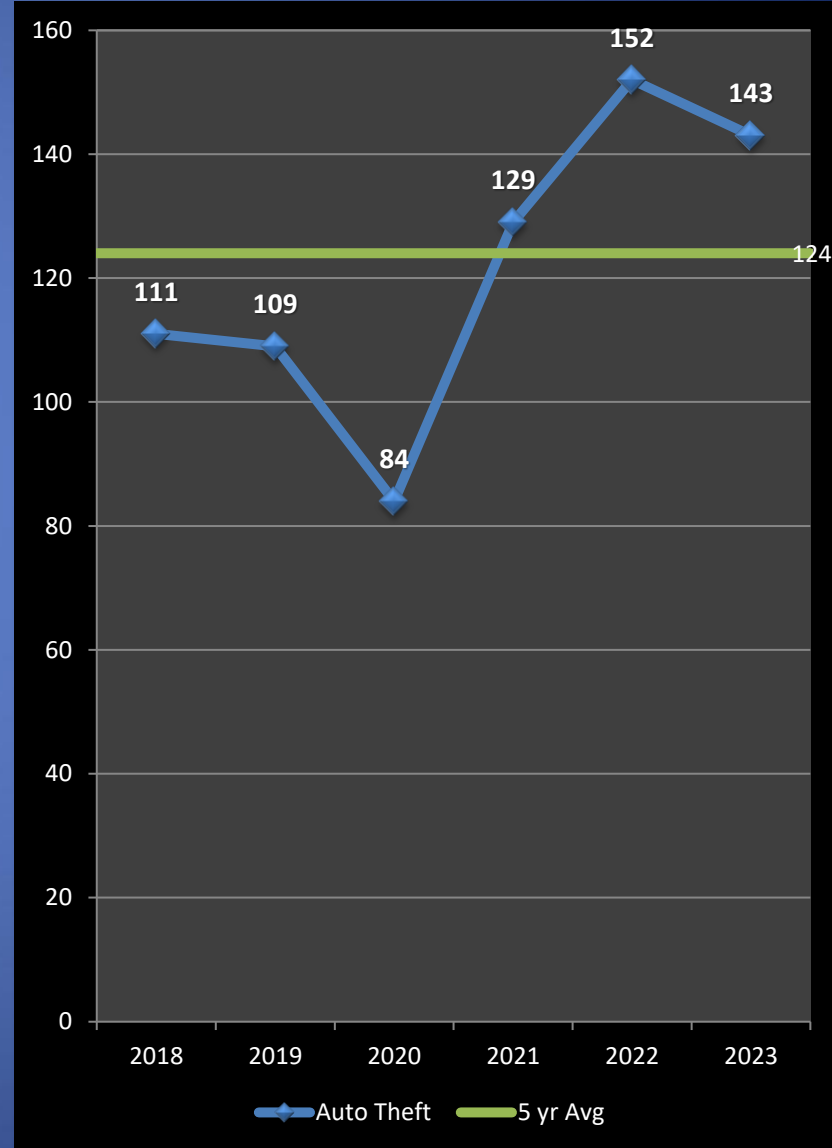
0%

Previous Year

-6%

5-Year Average

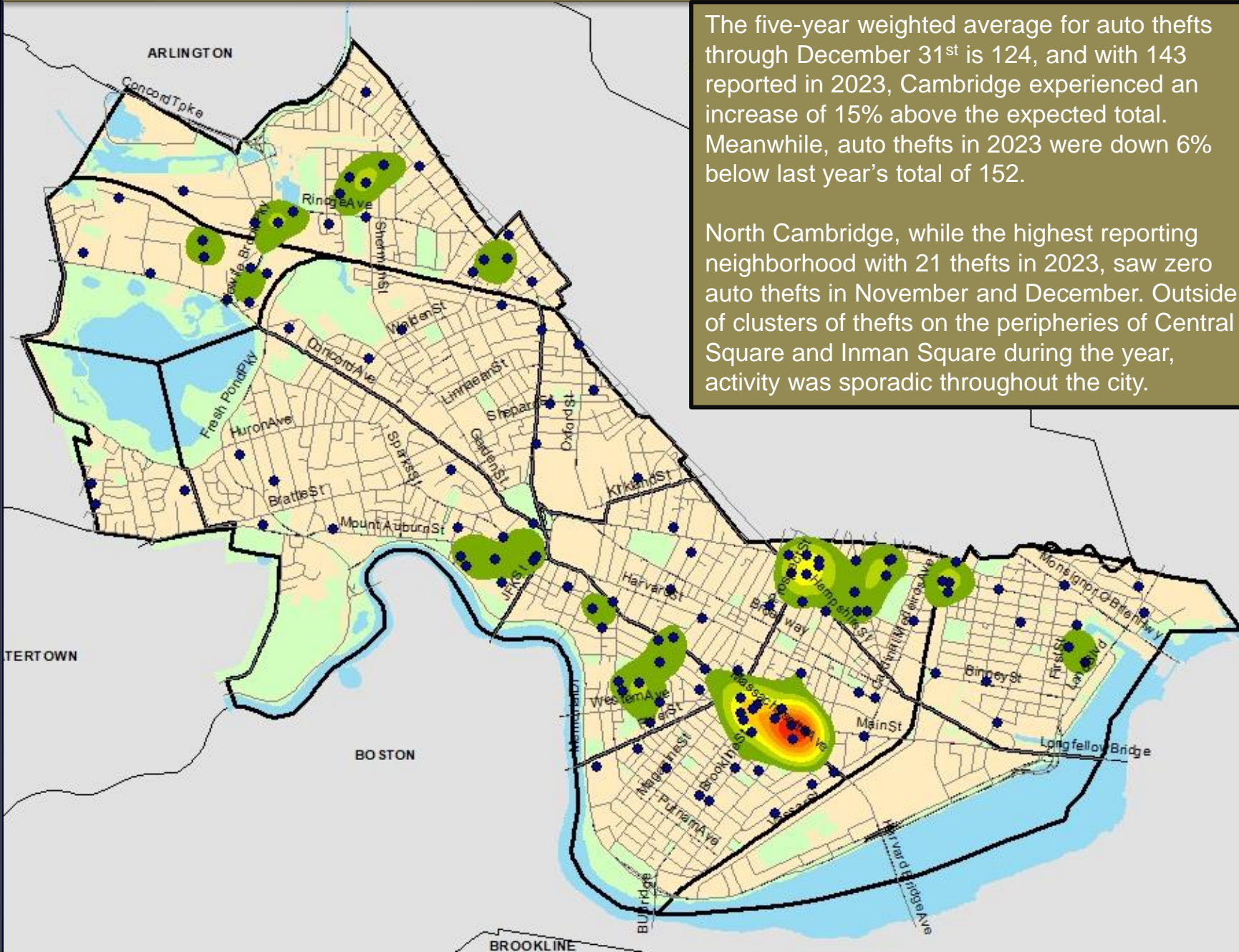
+15%





Geographic Breakdown of Auto Theft: 1.1.23 – 12.31.23

Cambridge Police BridgeStat



The five-year weighted average for auto thefts through December 31st is 124, and with 143 reported in 2023, Cambridge experienced an increase of 15% above the expected total. Meanwhile, auto thefts in 2023 were down 6% below last year's total of 152.

North Cambridge, while the highest reporting neighborhood with 21 thefts in 2023, saw zero auto thefts in November and December. Outside of clusters of thefts on the peripheries of Central Square and Inman Square during the year, activity was sporadic throughout the city.



Help Prevent Crime

And keep yourself informed!

To receive information from the CPD:

- Sign up with for the **Cambridge Alert Network**, to receive alerts about emerging crime patterns, neighborhood meetings, and crime prevention tips, by visiting www.CambridgeMa.gov/AlertNetwork.
- “Like” the Cambridge Police Department on Facebook at www.facebook.com/CambridgePolice
- Follow [@CambridgePolice](https://twitter.com/CambridgePolice) on Twitter.
- Visit our website at www.CambridgePolice.org for valuable information and reports including the Daily Log and BridgeStat, which is published on the first Friday of every month.
- Download our “MyPD” smartphone app at www.CambridgePolice.org/MyPD.

To Share Information with the CPD:

- Call our Non-Emergency Telephone Number at **617-349-3300**.
 - Every call for service generates a police response, so help drive our resources by reporting things that seem suspicious or out of the ordinary.
- Send an Anonymous TEXT-A-TIP:
 - Send an ANONYMOUS text message to **Tip411 (847411)**. Begin your message with Tip650 and then type your message. You will receive a response from the Cambridge Police with the option to continue communicating. Please remember that this is not a replacement for 9-1-1. **If you witness an emergency situation, please call 9-1-1 immediately.**
- Send an Anonymous Crime Tip E-Mail at www.CambridgePolice.org/Tips