



Cambridge Police Department BridgeStat

December 2024

Produced by the Crime Analysis Unit

****Preliminary 2024 Year-to-Date numbers are subject to change
as data is finalized in the coming weeks.***



Part I Total Crime

A preliminary analysis of the serious crime statistics for 2024 points to a 12% increase in the Part One index total for Cambridge when compared with 2023. In 2024, there were 3,624 serious crimes reported in the City. For the same time period in 2023, the combined total for Murder, Rape, Robbery, Aggravated Assault, Burglary, Larceny & Auto theft was 3,232 incidents, 392 fewer than 2024. A 27% rise in the crime index was also registered when measured against the five-year weighted average.

Further analysis of the crime totals for 2024 indicates that violent crimes recorded a 5% decrease when compared to last year. There were zero homicides, 43 rapes, 109 robberies, and 313 aggravated assaults recorded in 2024.

Conversely, property crimes saw an increase of 15% above the 2023 total, with 415 more crimes reported in 2024. Despite an 91% rise in shoplifting incidents and a 7% rise in larcenies from residences, sizeable reductions in larceny from motor vehicles (-9%) and larceny of bicycles (-14%) were key to keeping the property crime increase relatively moderate.

When analyzing the serious crime totals of December 2024 versus the previous month of November 2024, there was a decrease of 2% in the number of index incidents, with five fewer crimes reported in December.

	4 Week Snapshot			Year to Date			Five Year	
	11/6/24 - 12/3/24	11/7/24 - 12/31/24	Change	2023	2024	Change	Avg	Change
Total Violent Crime	36	32	-11%	488	465	-5%	389	20%
Total Property Crime	266	265	0%	2744	3159	15%	2456	29%
Total Part I Crime	302	297	-2%	3232	3624	12%	2844	27%



Part I Property Crime

Analysis of property crime totals for 2024 reveals a 15% increase when measured against 2023 and a 29% rise above the five-year average of 2,456.

Half of the property crime categories are recording decreases when measured against 2023. Notable reductions in larceny from motor vehicles (-9%), larceny of bicycles (-14%), and auto thefts (-20%) have been able to mildly counter the rising increase in shopliftings (+91%), which is driving property crime. The increase of 523 shoplifting incidents in 2024 when compared with 2023 is the major factor causing Cambridge to see an increase in overall crime this year, despite reductions in so many other crime types.

	4 Week Snapshot			Year to Date			Five Year	
	11/6/24 - 12/3/24	11/7/24 - 12/31/24	Change	2023	2024	Change	Avg	Change
Burglary	19	19	0%	272	264	-3%	234	13%
Commercial Break	8	9	13%	78	82	5%	65	26%
Housebreak	11	10	-9%	194	182	-6%	169	8%
Larceny	242	240	-1%	2332	2783	19%	2091	33%
Larceny (Misc)	7	9	29%	82	102	24%	71	44%
Larceny from Building	14	17	21%	199	211	6%	184	15%
Larceny from MV	23	24	4%	319	290	-9%	382	-24%
Larceny from Person	3	3	0%	96	85	-11%	110	-23%
Larceny from Residence	35	39	11%	415	446	7%	378	18%
Larceny of Bicycle	35	19	-46%	579	500	-14%	554	-10%
Larceny of Plate	3	3	0%	39	25	-36%	27	-7%
Larceny of Services	1	3	200%	26	24	-8%	16	50%
Shoplifting	121	123	2%	577	1100	91%	369	198%
Auto Theft	5	6	20%	140	112	-20%	131	-15%
Total Property Crime	266	265	0%	2744	3159	15%	2456	29%



Part I Violent Crime

From January 1st to December 31st of 2024, there were 465 violent crimes recorded in Cambridge, 23 incidents (-5%) below last year's total of 488 incidents and 76 incidents (20%) above the 389 crimes forecasted.

There were 43 rapes reported in Cambridge in 2024, which is down one incident from 2023. The 43 rapes reported in 2024 have been categorized as 12 acquaintance assaults, 12 domestic assaults, 10 contact rapes, and nine blitz incidents

The trend observed during the past couple years of a high percentage of aggravated assaults and street robberies occurring in Central Square and on peripheral side streets began to reemerge in the spring, after a lull in activity in that area during the beginning of 2024. In 2024, the year concluded with 109 (or 35%) of the 313 aggravated assaults and 45 (or 54%) of the 83 street robberies having been reported in the Central Square area.

There were no homicides reported in Cambridge in 2024. The previous homicide occurred shortly after midnight on November 23, 2023, in the area of 10 Magazine Street in Central Square. Two individuals with gunshot wounds were located and transported to a Boston hospital. One victim, 27-year-old Danasia Greene of Cambridge, was pronounced deceased at the hospital. The second victim, a 26-year-old male from Boston, was treated for non-life-threatening injuries. The incident remains under investigation at this time.

	4 Week Snapshot			Year to Date			Five Year	
	11/6/24 - 12/3/24	11/7/24 - 12/31/24	Change	2023	2024	Change	Avg	Change
Homicide	0	0	IN-CALC	1	0	IN-CALC	1	-100%
Rape	1	1	0%	44	43	-2%	39	10%
Robbery	11	8	-27%	128	109	-15%	96	14%
Commercial Robbery	1	3	200%	34	26	-24%	21	24%
Street Robbery	10	5	-50%	94	83	-12%	75	11%
Aggravated Assault	24	23	-4%	315	313	-1%	254	23%
Total Violent Crime	36	32	-11%	488	465	-5%	389	20%



MURDER

No Patterns

- There were no murders recorded in Cambridge in 2024. This has happened only four other times in the past 20 years—in 2004, 2007, 2010, and 2022.
- Shortly after midnight on November 23, 2023, officers responded to the area of 10 Magazine Street in Central Square. Two individuals with gunshot wounds were located and transported to a Boston hospital. One victim, 27-year-old Danasia Greene of Cambridge, was pronounced deceased at the hospital. The second victim, a 26-year-old male from Boston, was treated for non-life-threatening injuries. This incident marked the first homicide reported in Cambridge in over two years and was the only homicide reported in the City in 2023.* It remains under active investigation at this time.
- In the last reported homicide in Cambridge prior to the November 2023 incident, on Saturday 3/27/21, there was a fatal shooting that occurred at approximately 12:40 a.m. on Pemberton Street. The victim was reportedly located unconscious outside his vehicle by a passerby who called 911. The victim was transported to Mount Auburn Hospital where he later died. The victim has been identified as Xavier Louis-Jacques, 19, of Cambridge. The investigation is ongoing.

Please note: The 2023 figure excludes the fatal Cambridge Police officer-involved shooting of Sayed Faisal on January 4, 2023.

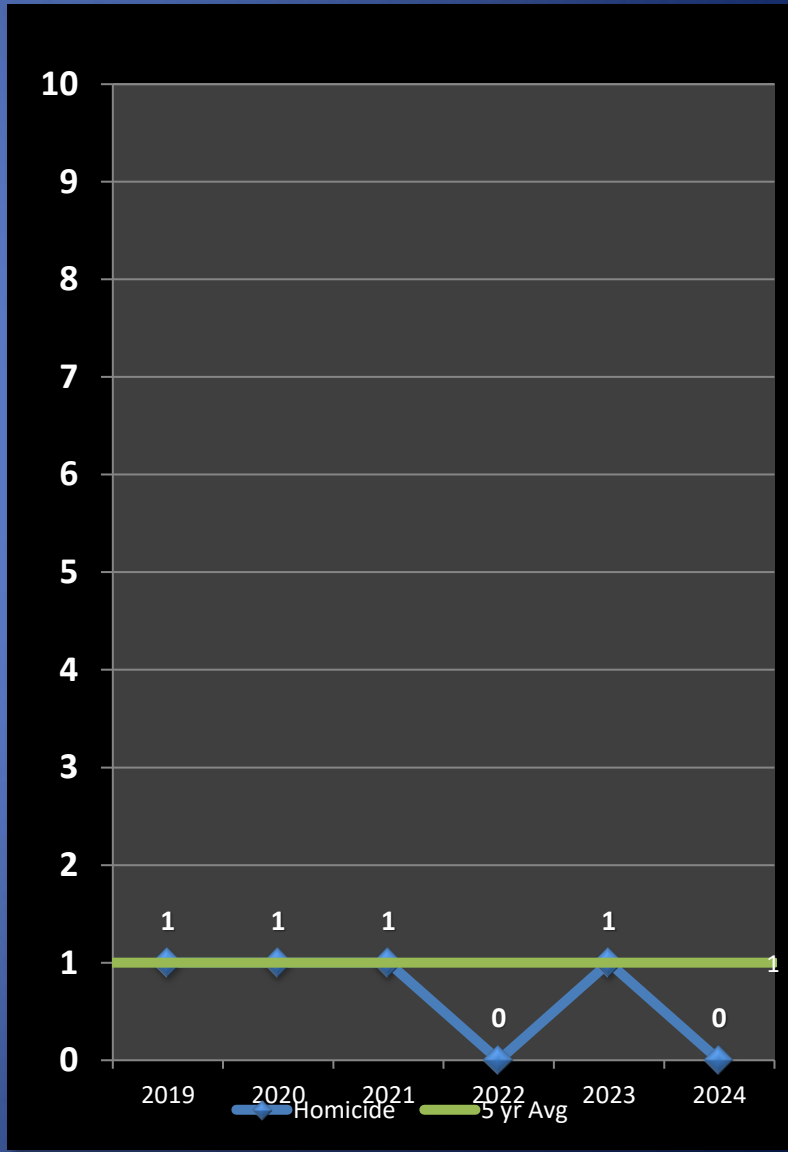
Percent Change*

Last 4 Weeks
0%

Previous Year
0%

5-Year Average
0%

*IN -CALC: Percentages are not calculated for numbers so small as to present a statistically misleading percentage.





RAPE

No Patterns

- There were 43 rapes reported in Cambridge in 2023, which is down one incident (or 2%) from the total of 44 rapes reported in 2023.
- The 43 rapes reported in 2024 have been categorized as 12 acquaintance assaults, 12 domestic assaults, 10 contact rapes, and nine blitz incidents.
- On Friday, May 17, 2024, at approximately 9:18pm, police responded to the Cambridgepark Drive area for an assault in progress. The victim told officers the assailant was a masked man with a knife. Detectives processed a crime scene in a restroom of a commercial building and are working with Massachusetts State Police and the Middlesex District Attorney's Office. The investigation is ongoing.
- The total number of reported rapes tends to fluctuate from year to year, but the number of stranger-to-stranger rapes reported each year in Cambridge—typically between one and ten—remains extremely low.

Percent Change*

Last 4 Weeks

0%

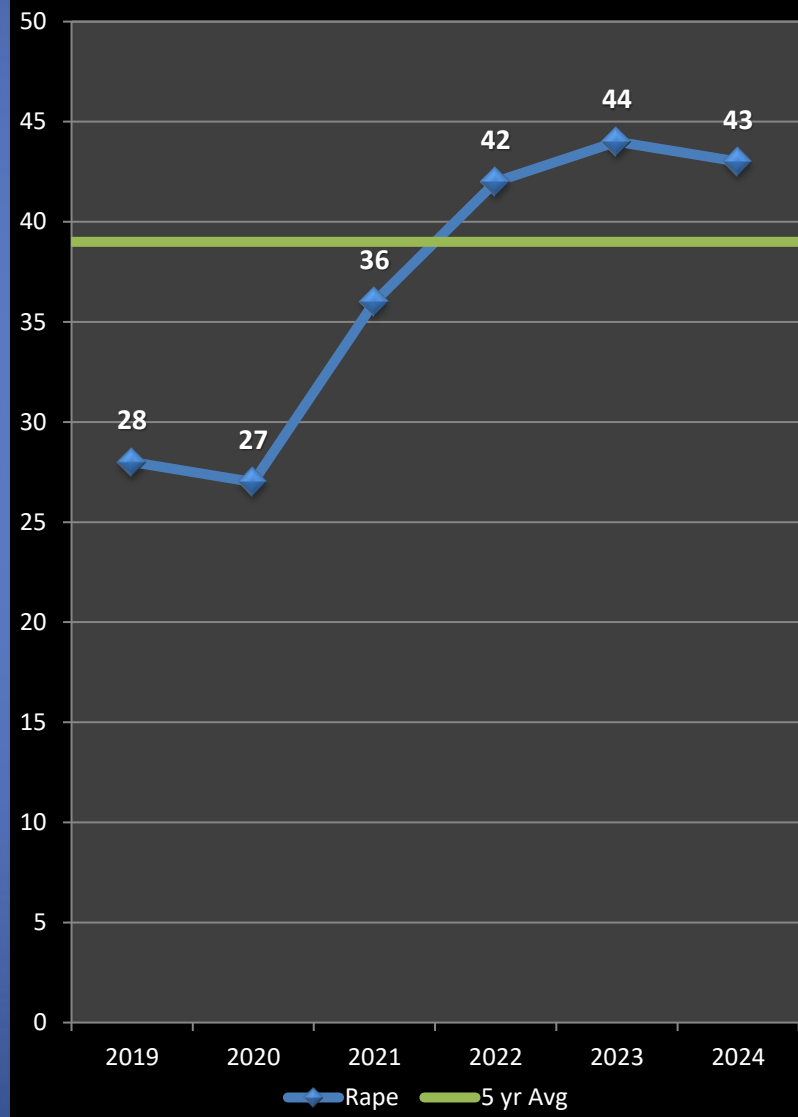
Previous Year

-2%

5-Year Average

+10%

*IN -CAL: Percentages are not calculated for numbers so small as to present a statistically misleading percentage.





AGGRAVATED ASSAULT

No Patterns

- The total of 313 aggravated assaults reported in 2024, is two crimes (-1%) below that reported in 2023, and 59 incidents (23%) above the five-year average of 254 crimes. December saw a decrease of 4% below November, with one fewer incident reported in the past four weeks.
- The 313 aggravated assaults reported in 2024 have been comprised of the following classifications: 82 domestic assaults; 69 unprovoked scenarios; 39 acquaintance assaults; 22 psychotic episodes; 21 traffic/parking-related assaults; 20 juvenile-related assaults; 15 between shop owners/patrons; 13 between unhoused individuals; nine assaults on police; eight workplace incidents; seven affrays/brawls; and four each of landlord/neighbor assaults and bar/alcohol-related incidents.
- The trend observed during the past couple years of a high percentage of aggravated assaults occurring in Central Sq and on peripheral side streets resurfaced in the spring, but incidents are still generally spread across the city. One hundred nine of the 313 aggravated assaults (or 35%) were reported in Central Sq. Of the 109 year-to-date in Central Sq, 38 of those were of the unprovoked category, which is more than double any other category in this area. The acquaintance and domestic categories recorded 17 and 16 incidents, respectively, in the Central Square area.
- There were 15 confirmed shots fired incidents in Cambridge in 2024. Eleven of the 15 resulted in no injuries, while the shootings on May 23, July 16, October 27, and November 20 resulted in non-fatal injuries to five total victims. In 2023, there were six confirmed shots fired incidents: three non-fatal shootings with four total victims, two shots fired incidents with no injuries, and one incident on 11/23/23 that resulted in fatal injuries to one victim and non-fatal injuries to a second victim.

Percent Change

Last 4 Weeks

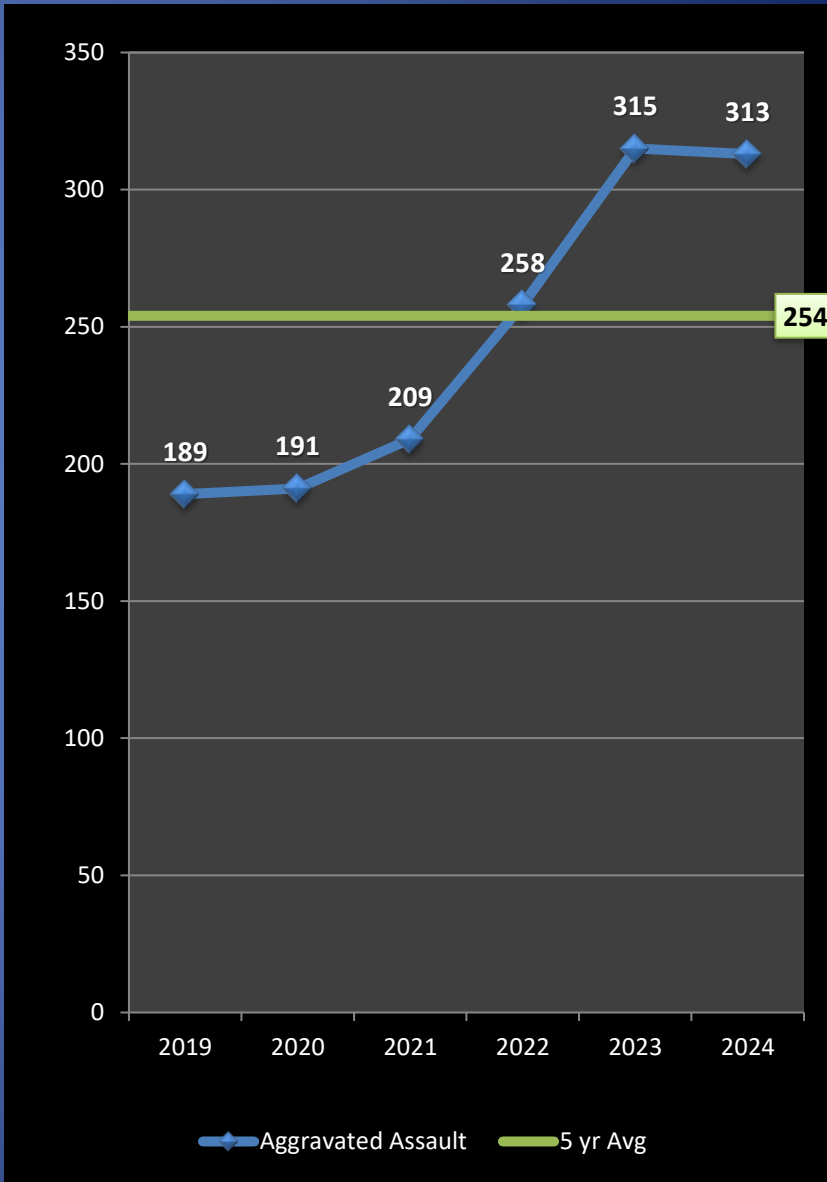
-4%

Previous Year

-1%

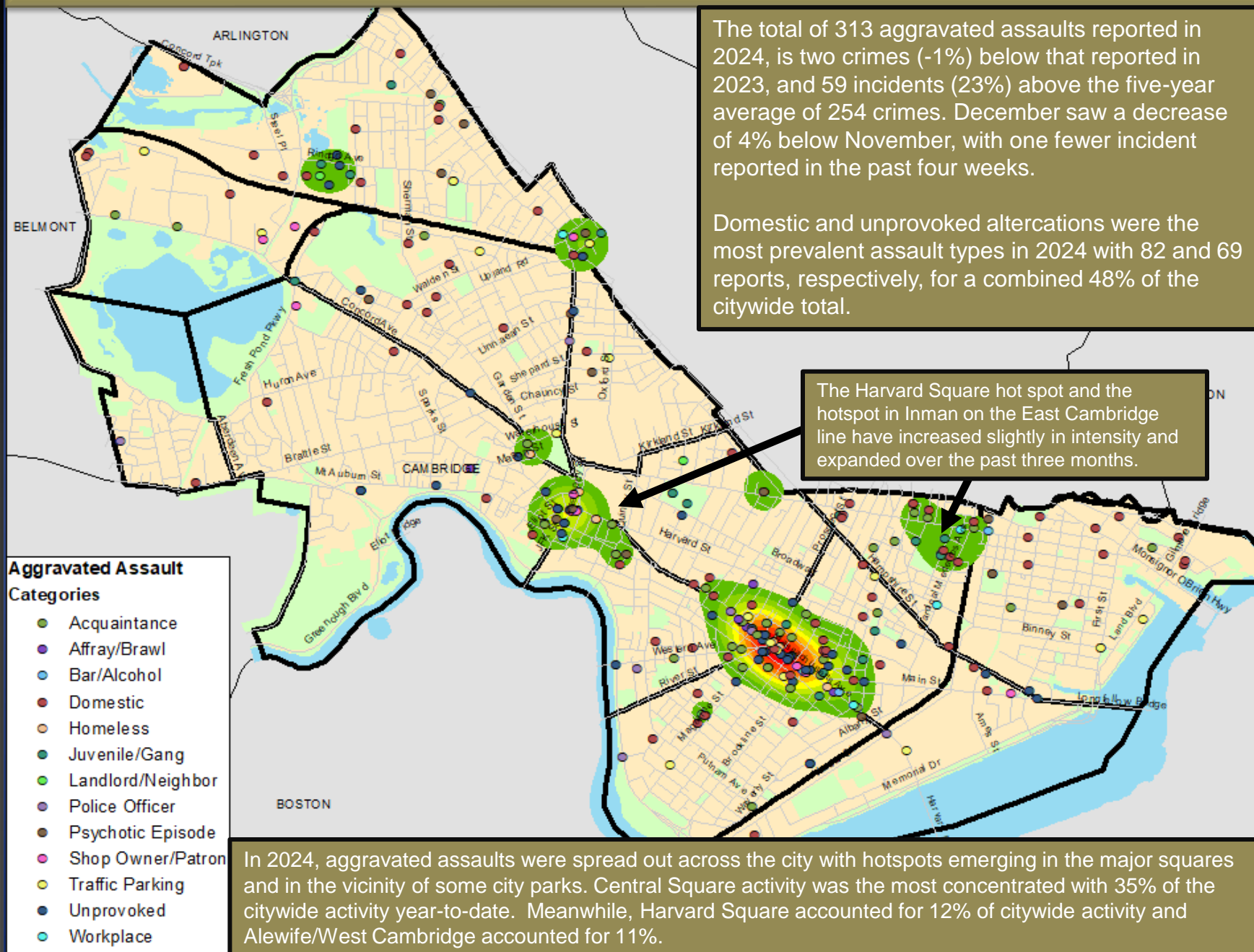
5-Year Average

+23%





Geographic Breakdown of Aggravated Assaults: 1.1.24 – 12.31.24





Shootings & Shots Fired in Cambridge: 1.1.24 – 6.30.24 (First Half of 2024)

Shot Fired on 5/4 at 2:15am
Fawcett St
No ShotSpotter alert. Shell casing recovered. No injuries reported. Firearm arrest made.

There were 15 confirmed shots fired incidents in Cambridge in 2024. Eleven of the 15 resulted in no injuries, while the shootings on May 23, July 16, October 27, and November 20 resulted in non-fatal injuries to five total victims. In 2023, there were six confirmed shots fired incidents: three non-fatal shootings with four total victims, two shots fired incidents with no injuries, and one incident on 11/23/23 that resulted in fatal injuries to one victim and non-fatal injuries to a second victim.

Shooting on 5/23 at 9:39pm
Donnelly Field
ShotSpotter alert. A 23-year-old male and a 22-year-old female, both of Cambridge, sustained non-fatal gunshot wounds. Multiple shell casings and bullet fragments recovered. Two arrests made in connection with incident so far.

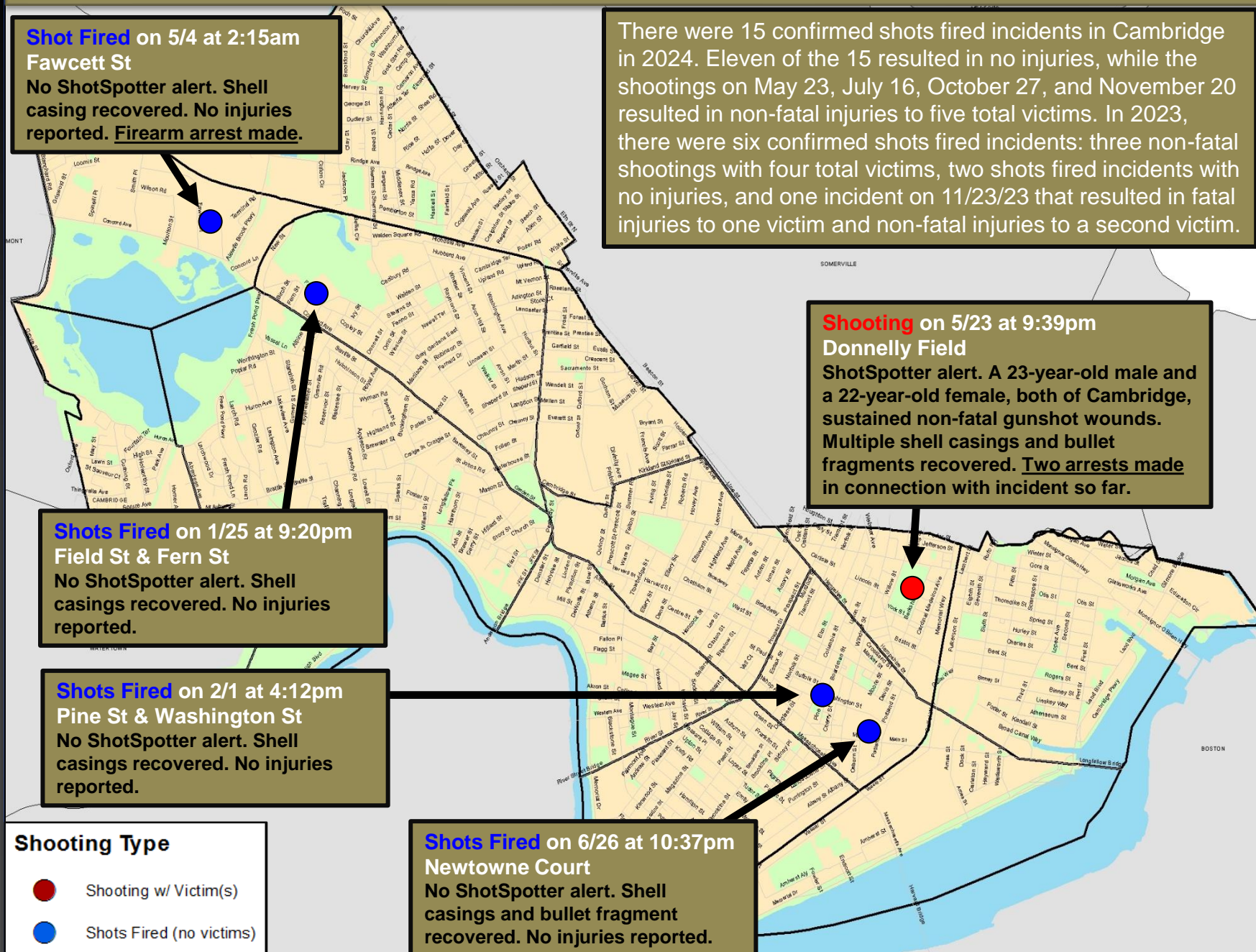
Shots Fired on 1/25 at 9:20pm
Field St & Fern St
No ShotSpotter alert. Shell casings recovered. No injuries reported.

Shots Fired on 2/1 at 4:12pm
Pine St & Washington St
No ShotSpotter alert. Shell casings recovered. No injuries reported.

Shots Fired on 6/26 at 10:37pm
Newtowne Court
No ShotSpotter alert. Shell casings and bullet fragment recovered. No injuries reported.

Shooting Type

- Shooting w/ Victim(s)
- Shots Fired (no victims)





Shootings & Shots Fired in Cambridge: 7.1.24 – 12.31.24 (Second Half of 2024)

Shots Fired on 11/22 at 2:10pm.
300 block of Rindge Ave
No ShotSpotter alert. Multiple shell casings located. No injuries reported. Three arrests made.

Shots Fired on 12/13 at 1:05pm
Field St & Corporal Burns Rd
No ShotSpotter alert. Shell casings recovered. No injuries reported. Suspect arrested.

Shots Fired on 8/24 at 8:32pm
200 block of Harvard St
ShotSpotter alert. Shell casings recovered. No injuries reported.

Shots Fired on 7/28 at 11:17pm.
200 block of Putnam Ave
ShotSpotter alert and multiple 911 calls. No shell casings located at this time. No injuries reported.

Shots Fired on 7/21 at 1:24am
Fairmont St near Pleasant St
ShotSpotter alert. Shell casings recovered. No injuries reported.

Shooting Type

- Shooting w/ Victim(s)
- Shots Fired (no victims)

Shooting on 10/27 at 1:00am
Clement Morgan Park
No ShotSpotter alert. 27-year-old Malden male non-fatally shot.

Shooting on 11/20 at 12:45am
Windsor St & Newtowne Ct
No ShotSpotter alert. 20-year-old male non-fatally shot.

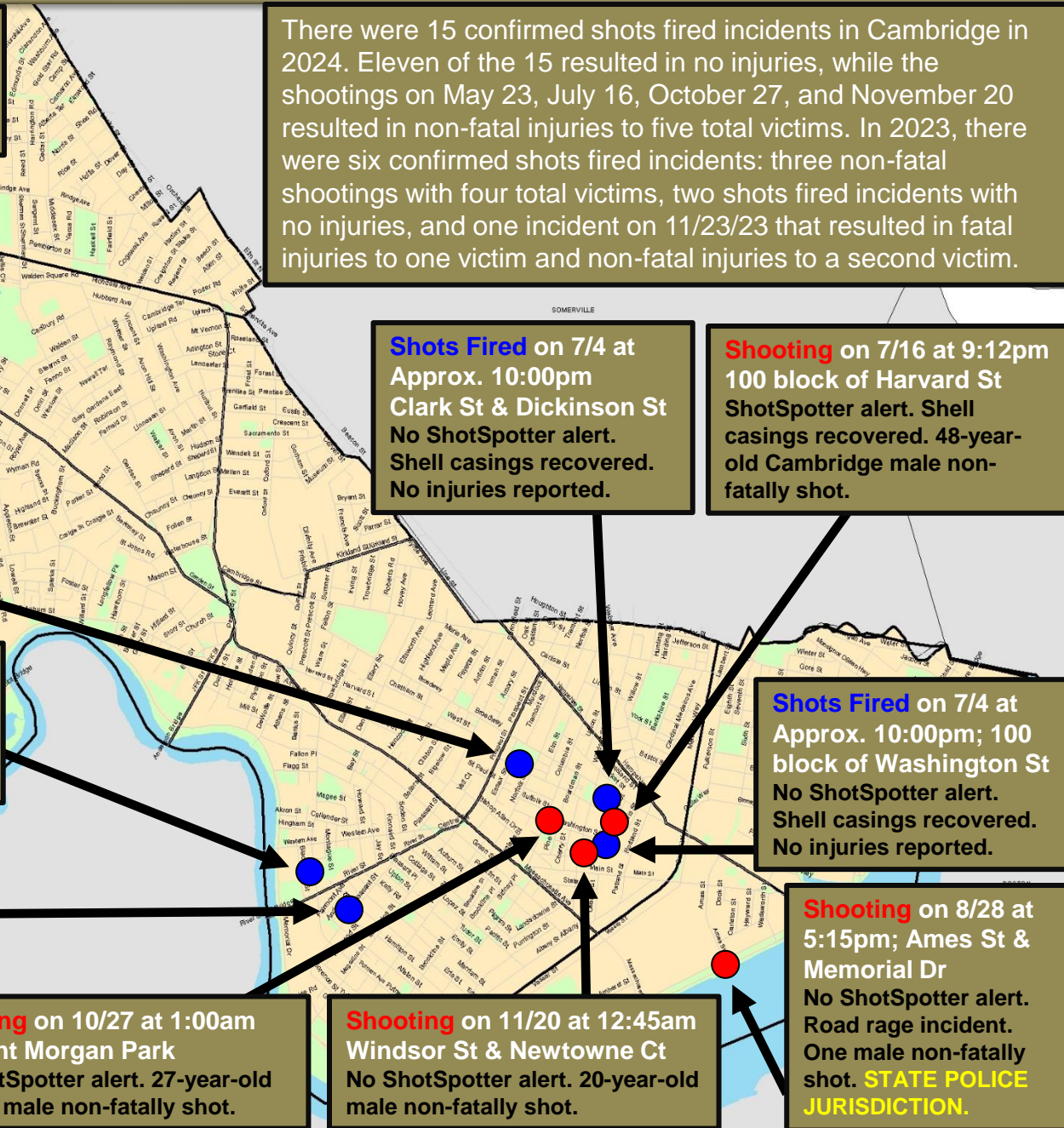
There were 15 confirmed shots fired incidents in Cambridge in 2024. Eleven of the 15 resulted in no injuries, while the shootings on May 23, July 16, October 27, and November 20 resulted in non-fatal injuries to five total victims. In 2023, there were six confirmed shots fired incidents: three non-fatal shootings with four total victims, two shots fired incidents with no injuries, and one incident on 11/23/23 that resulted in fatal injuries to one victim and non-fatal injuries to a second victim.

Shots Fired on 7/4 at Approx. 10:00pm
Clark St & Dickinson St
No ShotSpotter alert. Shell casings recovered. No injuries reported.

Shooting on 7/16 at 9:12pm
100 block of Harvard St
ShotSpotter alert. Shell casings recovered. 48-year-old Cambridge male non-fatally shot.

Shots Fired on 7/4 at Approx. 10:00pm; 100 block of Washington St
No ShotSpotter alert. Shell casings recovered. No injuries reported.

Shooting on 8/28 at 5:15pm; Ames St & Memorial Dr
No ShotSpotter alert. Road rage incident. One male non-fatally shot. **STATE POLICE JURISDICTION.**





Robbery

No Patterns

- The five-year average for overall robbery in Cambridge for the year is 96 incidents. In 2024, 109 robberies were recorded, which translates to a 14% rise above the projected total and a 15% decline below the 128 robberies counted in 2023.
- There were 26 commercial robberies reported in 2024. This total is down eight incidents (-24%) from the 34 robberies reported in 2023 and is up five incidents (24%) from the five-year average of 21. All 26 robberies in 2024 were unrelated, but 20 of the 26 involved shoplifting incidents across the city that escalated into robberies.
- Street robberies in 2024 dropped 11 incidents (-12%) from the 94 reported in 2023 to 83 in 2024 and rose eight incidents (11%) above the five-year average of 75. Fourteen incidents citywide so far in 2024 have resulted in an arrest, and suspects have been identified in at least 26 others.
- The only defined albeit brief street robbery pattern of the year emerged in late November in The Port. Three similar armed robberies were reported from 11/29 – 12/1 in the area of Elm St & Market St. Victims reported making arrangements online to sell items and were robbed of those items at gunpoint when they met with the buyers in person. Two juveniles were arrested in connection with the third and final incident on 12/1.
- After seeing a relatively quiet start to the year in Central Square, robbery activity began to pick up in this area in March. Thirty-six of the 64 street robberies reported since May 1 have taken place in Central Square, bringing the total reported in and around the Square this year to 45, which is 54% of the 83 street robberies reported citywide. This is similar to a trend seen in this area that began in 2021 and continued throughout all of 2022 and much of 2023. Multiple incidents in this area have involved unhoused individuals as victims and/or suspects.

Percent Change

Last 4 Weeks

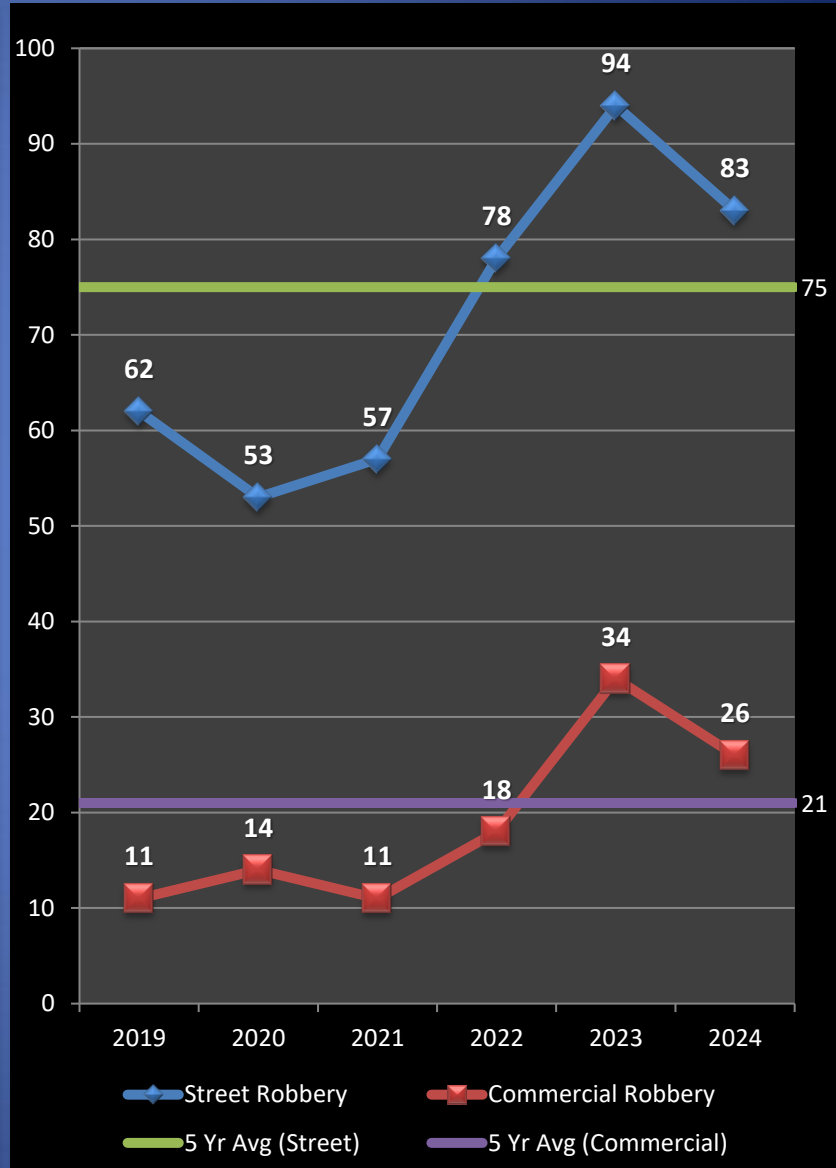
Previous Year

5-Year Average

-27%

-15%

+14%



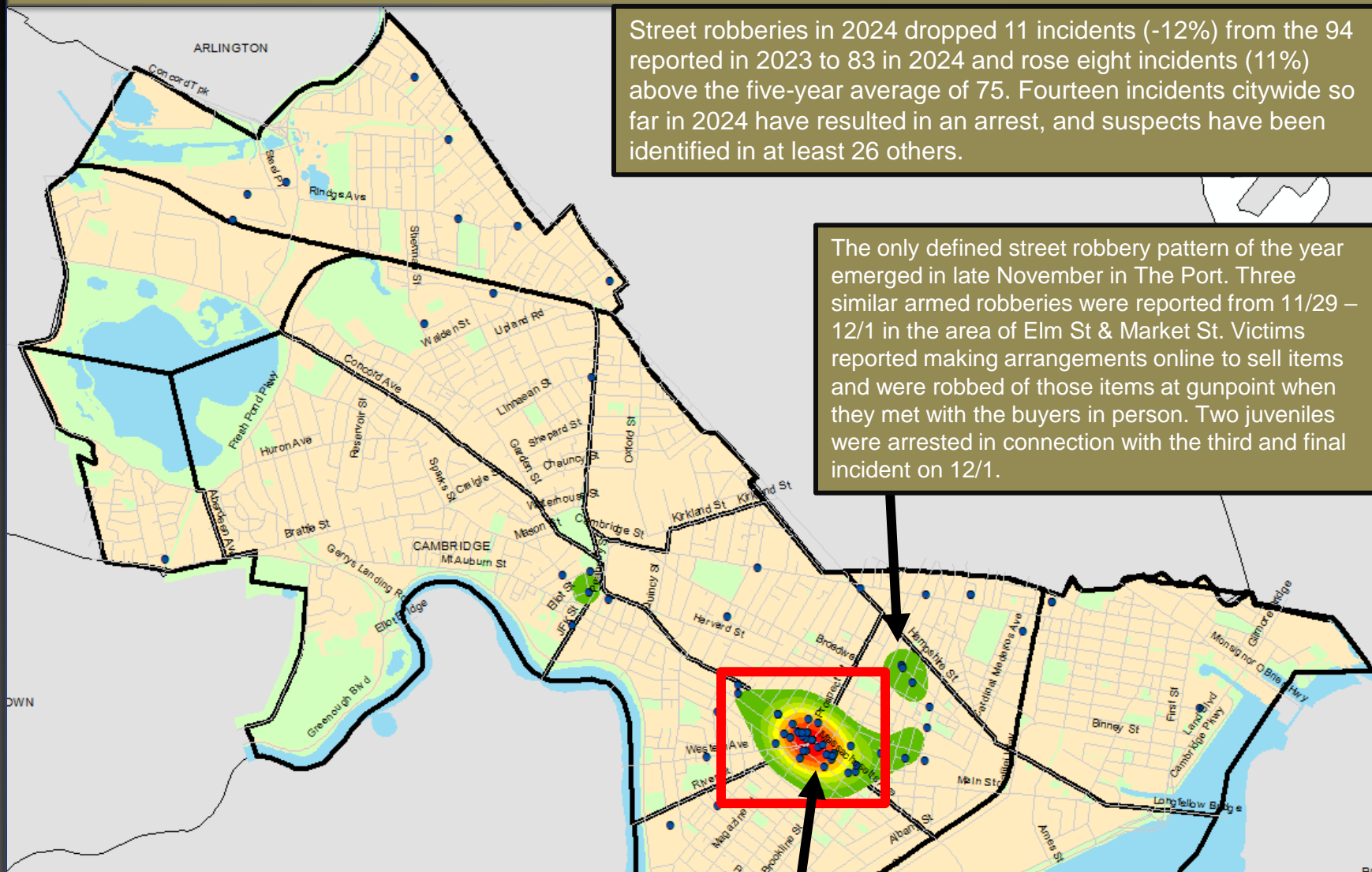


Geographic Breakdown of Street Robberies: 1.1.24 – 12.31.24

Cambridge Police BridgeStat

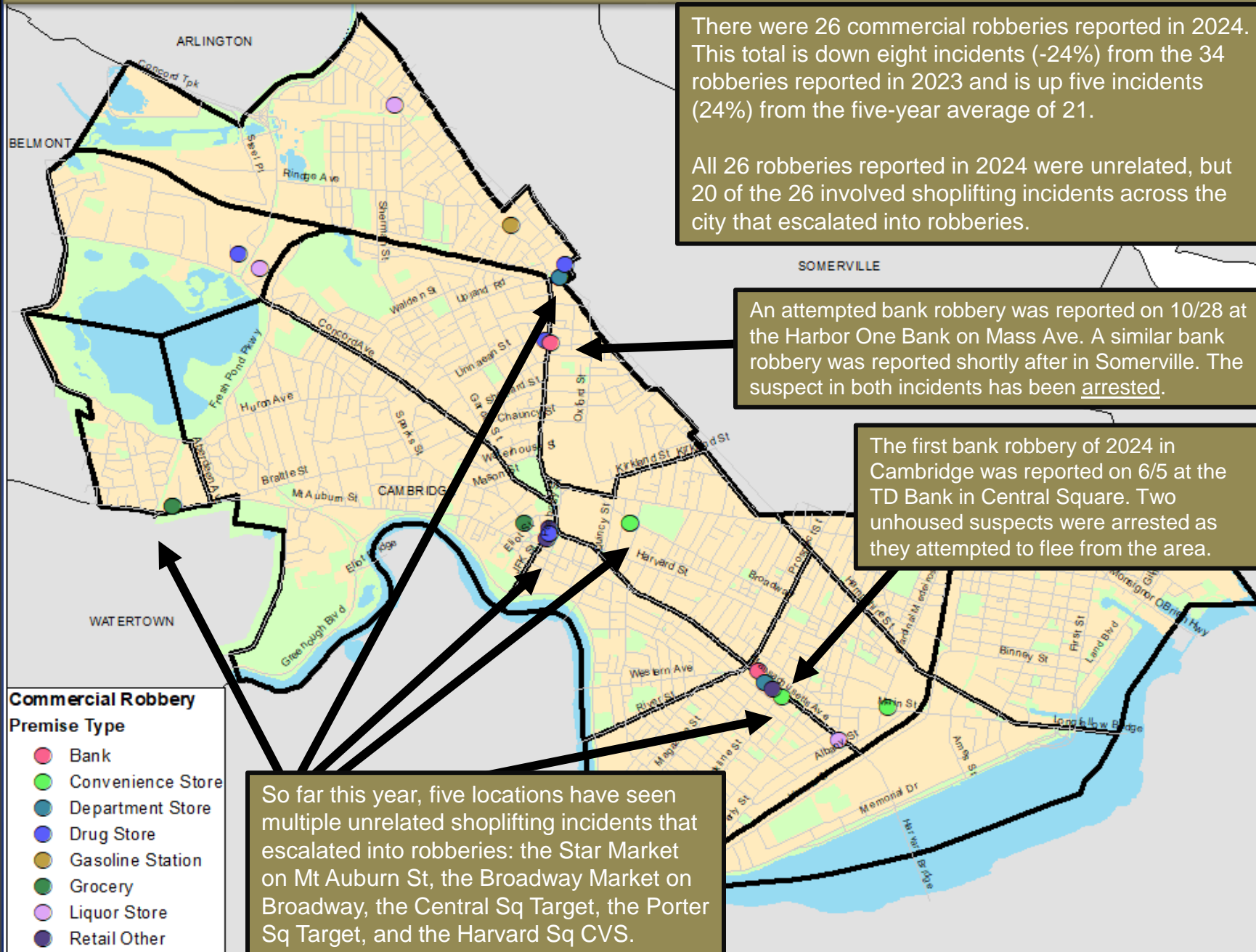
Street robberies in 2024 dropped 11 incidents (-12%) from the 94 reported in 2023 to 83 in 2024 and rose eight incidents (11%) above the five-year average of 75. Fourteen incidents citywide so far in 2024 have resulted in an arrest, and suspects have been identified in at least 26 others.

The only defined street robbery pattern of the year emerged in late November in The Port. Three similar armed robberies were reported from 11/29 – 12/1 in the area of Elm St & Market St. Victims reported making arrangements online to sell items and were robbed of those items at gunpoint when they met with the buyers in person. Two juveniles were arrested in connection with the third and final incident on 12/1.



After seeing a relatively quiet start to the year in Central Square, robbery activity began to pick up in this area in March. Thirty-six of the 64 street robberies reported since May 1 have taken place in Central Square, bringing the total reported in and around the Square this year to 45, which is 54% of the 83 street robberies reported citywide. This is similar to a trend seen in this area that began in 2021 and continued throughout all of 2022 and much of 2023. Multiple incidents in this area have involved unhoused individuals as victims and/or suspects.

Geographic Breakdown of Commercial Robberies: 1.1.24 – 12.31.24





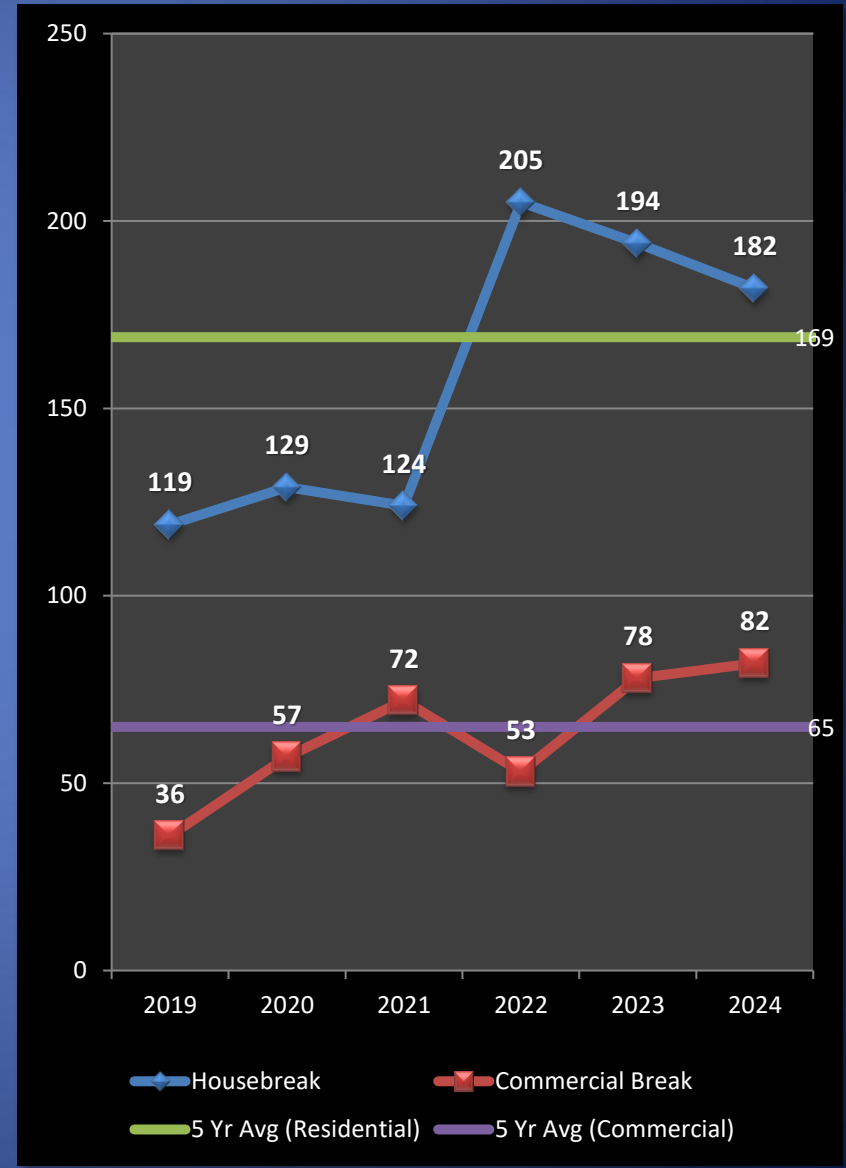
Burglary

No Pattern

- The property index crime of burglary, the combination of residential and commercial breaks, recorded a decrease of 3% in 2024 when compared to the 272 reported during 2023. The total of 264 burglary incidents reported in 2024 was conversely up 13% when compared with the five-year average of 234.
- Housebreaks decreased by 12 incidents (-6%) from 194 in 2023 to 182 in 2024. Activity spiked in January with 27, dropped off for the next four months, spiked again in June with 23 incidents, and remained under 20 incidents for the remainder of the year.
- Of the 10 housebreaks that occurred in December, four of them occurred in the Riverside neighborhood.
- Conversely, commercial breaks are up by four incidents (5%), from 78 incidents in 2023 to 82 in 2024. There were two related commercial breaks overnight from 1/24-1/25 in North Cambridge, where two females broke into a Dunkin Donuts and an office. One of the parties was arrested in Boston and has been connected to other regional breaks. There were also two related commercial breaks that occurred overnight from 4/11-4/12 in two neighboring businesses in East Cambridge.
- There was a sporadic series of commercial breaks targeting copper at construction sites in North Cambridge earlier this year, which remerged in November. This area experienced four breaks between January and May, and three more were reported in November. Two possible suspects were identified in connection with two May breaks. It is unknown if any of the other five incidents are related.

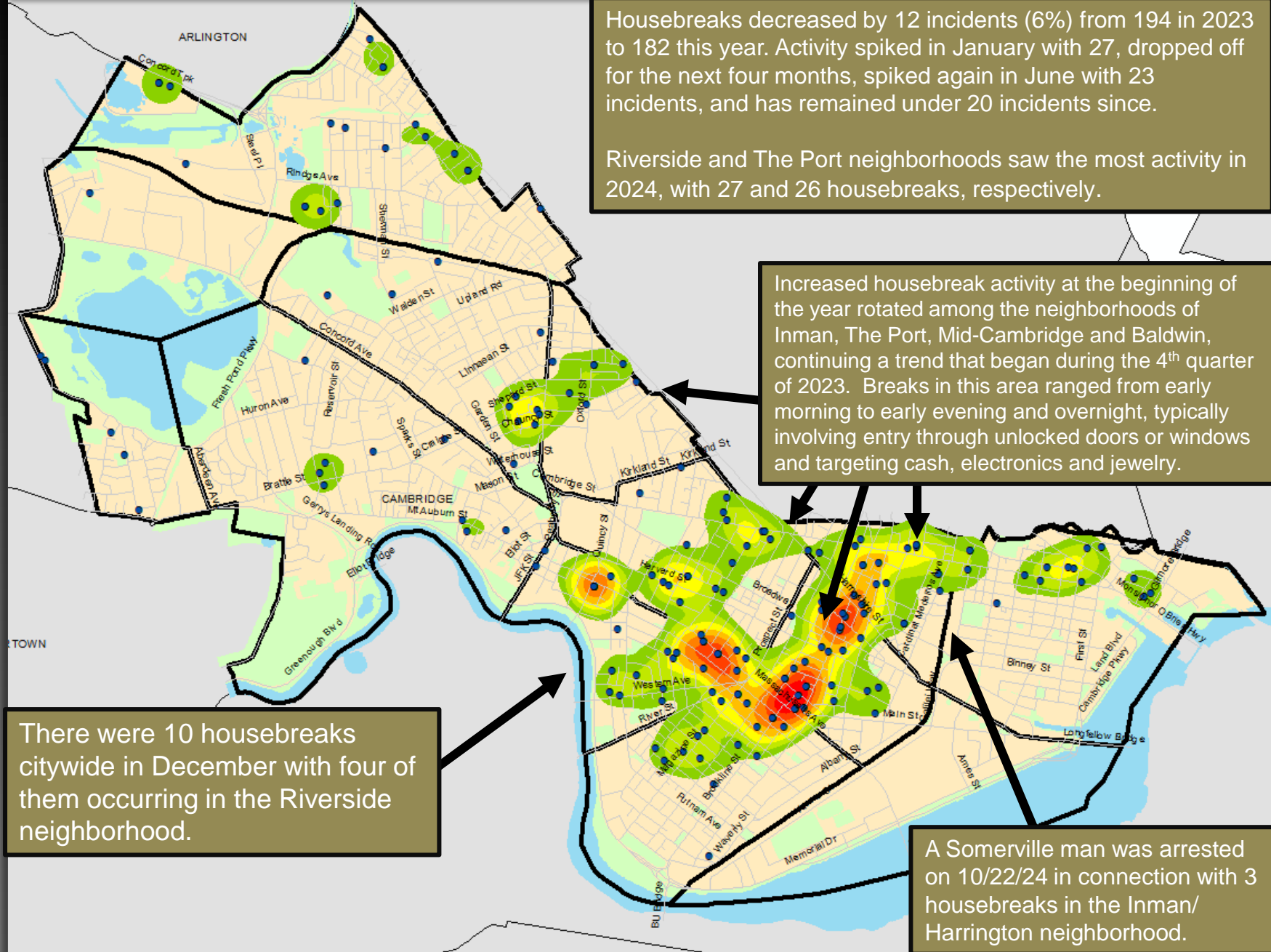
Percent Change

Last 4 Weeks	Previous Year	5-Year Average
0%	-3%	+13%





Geographic Breakdown of Housebreaks: 1.1.24 – 12.31.24



Housebreaks decreased by 12 incidents (6%) from 194 in 2023 to 182 this year. Activity spiked in January with 27, dropped off for the next four months, spiked again in June with 23 incidents, and has remained under 20 incidents since.

Riverside and The Port neighborhoods saw the most activity in 2024, with 27 and 26 housebreaks, respectively.

Increased housebreak activity at the beginning of the year rotated among the neighborhoods of Inman, The Port, Mid-Cambridge and Baldwin, continuing a trend that began during the 4th quarter of 2023. Breaks in this area ranged from early morning to early evening and overnight, typically involving entry through unlocked doors or windows and targeting cash, electronics and jewelry.

There were 10 housebreaks citywide in December with four of them occurring in the Riverside neighborhood.

A Somerville man was arrested on 10/22/24 in connection with 3 housebreaks in the Inman/Harrington neighborhood.



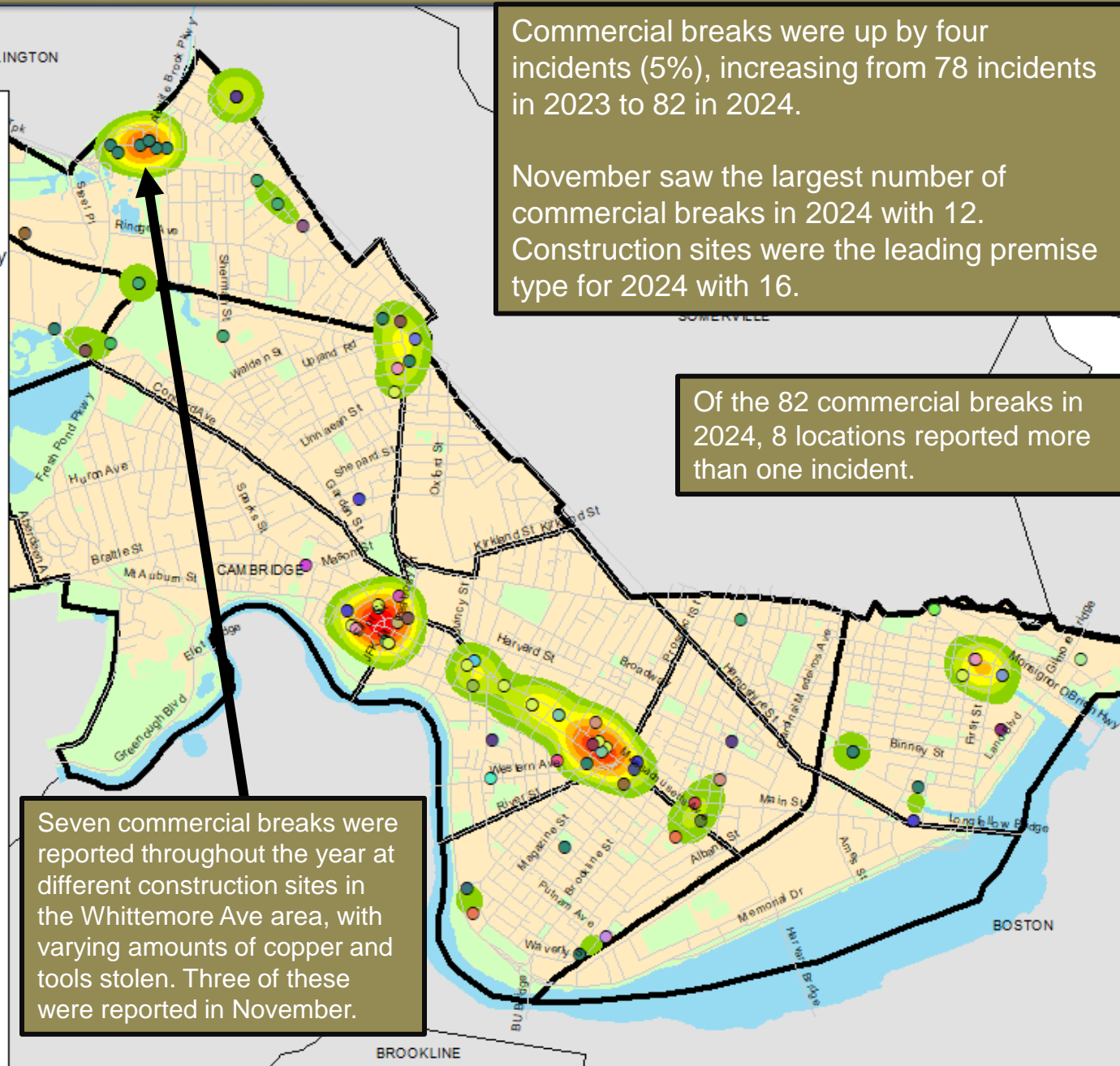
Geographic Breakdown of Commercial Breaks: 1.1.24 – 12.31.24

Commercial Breaks

Premise Types

- ATM
- Apartment
- Apartment Hallway
- Art/Photography Gallery
- Auto Service
- Bank
- Café
- Church
- Commercial Misc.
- Condominium
- Construction Site
- Convenience Store
- Electronics/Computers
- Fast Food
- Food Court
- Garage (Personal)
- Gasoline Station
- Government Building
- Health Club
- Hotel/Motel
- Law Office
- Medical Building
- Office Supplies
- Parking Garage
- Rental (misc.)
- Restaurant/Bar
- Retail Misc
- School
- Social Club
- Social Services
- Storage

ARLINGTON



Commercial breaks were up by four incidents (5%), increasing from 78 incidents in 2023 to 82 in 2024.

November saw the largest number of commercial breaks in 2024 with 12. Construction sites were the leading premise type for 2024 with 16.

Of the 82 commercial breaks in 2024, 8 locations reported more than one incident.

Seven commercial breaks were reported throughout the year at different construction sites in the Whittemore Ave area, with varying amounts of copper and tools stolen. Three of these were reported in November.

BROOKLINE

BOSTON



LARCENY

No Patterns

- Preliminary stats indicate that overall larceny in 2024 registered at **2,783 incidents, 19% above this time in 2023**. The total of 2,783 larcenies reported in 2024 is also 33% above the 5-year average of 2,091 incidents.
- The larceny from motor vehicle total through December 31st, 2024, is **290 incidents, 9% below the same time frame in 2023**. The decrease in 2024 compared to 2023 can be partly attributed to the elimination of catalytic converter thefts. Through December in 2023, there had been 21 catalytic converter thefts reported, while in 2024, there were none.
- Through December 31st, 2024, there were **85 larcenies from the person reported in Cambridge, down 11% (11 incidents) when compared to 2023**. Central Square saw the largest number of thefts with 38 incidents in 2024.
- There were **211 larcenies from buildings reported in 2024**. This total is 12 incidents (6%) above 2023 and 27 incidents (15%) more than the five-year average. There are no defined patterns of this crime type in the city at this time.
- Larcenies from residences were up **31 incidents (7%) in 2024 when compared with 2023**. Package thefts made up the majority of this crime type in recent years and have registered even higher than average in 2020-2024 due to the increased volume of deliveries that began during the pandemic and continued ever since. Package thefts accounted for 316 (or 71%) of the 446 larcenies from residences in 2024.
- There were **500 larcenies of bicycles reported in 2024**. This total is 79 incidents (14%) below the 2023 total and 54 incidents (10%) below the five-year average of 554. The top neighborhood for bike thefts in 2024 was Mid-Cambridge.

Percent Change

Last 4 Weeks

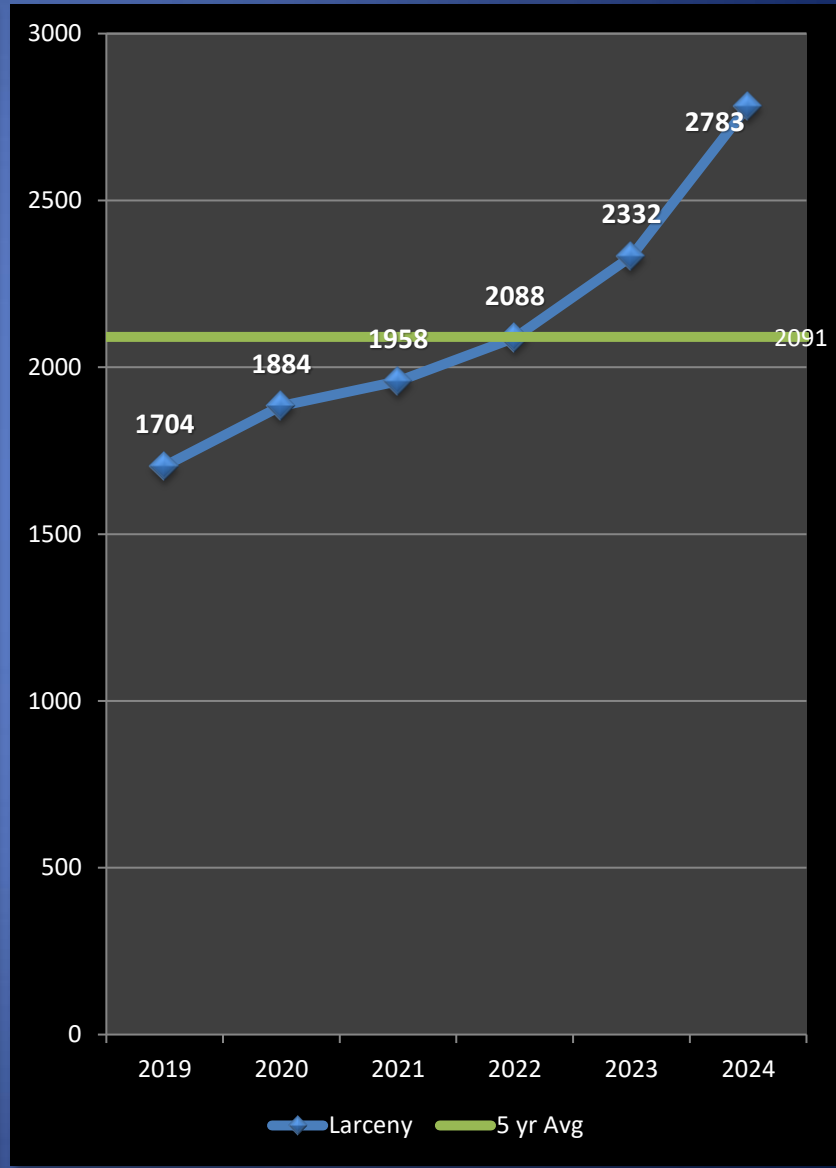
-1%

Previous Year

+19%

5-Year Average

+33%





LARCENY From MV

No Patterns

- The larceny from motor vehicle total for 2024 is 290 incidents, which is 9% (29 incidents) below the total in 2023. The 290 thefts from vehicles reported through December 31st also indicates a decrease of 92 incidents (-24%) below the 382 car breaks forecasted for the year.
- The neighborhoods with the highest larceny from motor vehicle totals for 2024 were: Inman/Harrington (43), Cambridgeport (43), and Mid-Cambridge (38).
- Comparing the last four weeks (December) to the previous four (November), there was a 4% increase in larcenies from motor vehicles, with one more incident reported.
- Of the 290 incidents reported in 2024, 141 vehicles (49%) were entered via unknown means and 116 vehicles (40%) were left unlocked at the time of the theft.
- A Somerville man was arrested on 4/8 and is believed to be responsible for numerous larcenies from motor vehicles in the Mid-Cambridge area. The same Somerville man was arrested on 5/30 in Somerville and once again is believed to be responsible for a number of car breaks in the Cambridgeport area around the time of his arrest.

Percent Change

Last 4 Weeks

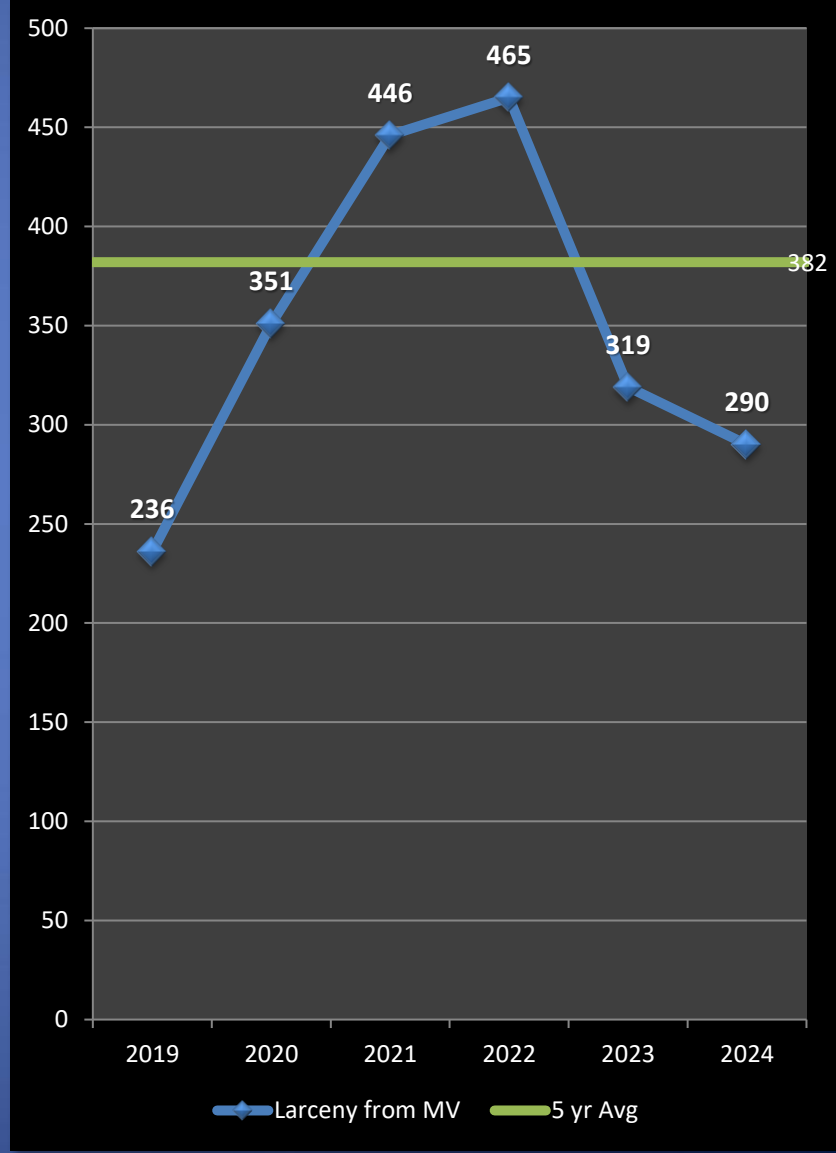
+4%

Previous Year

-9%

5-Year Average

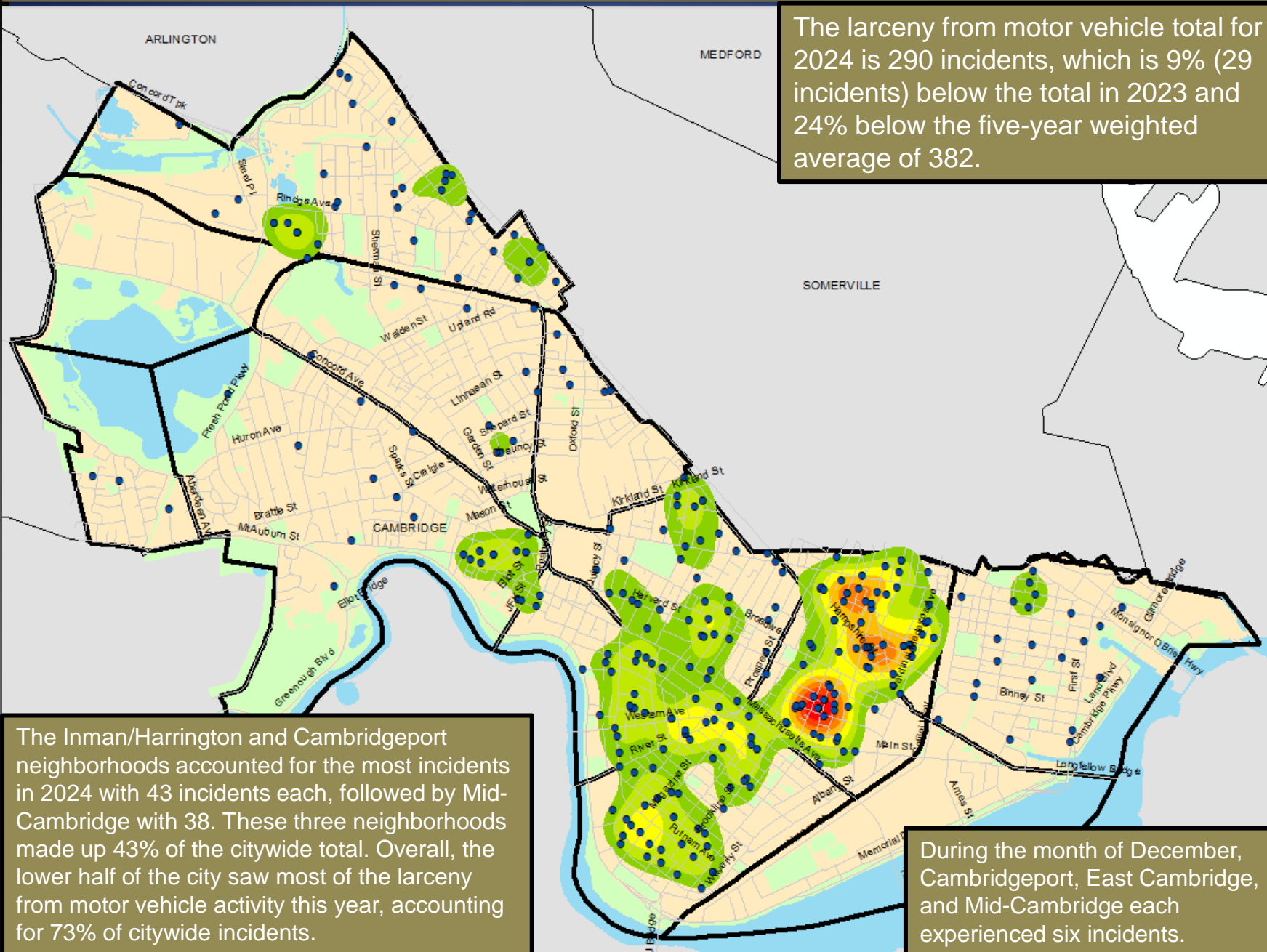
-24%





Geographic Breakdown of Larceny from Motor Vehicles: 1.1.24 – 12.31.24

The larceny from motor vehicle total for 2024 is 290 incidents, which is 9% (29 incidents) below the total in 2023 and 24% below the five-year weighted average of 382.



The Inman/Harrington and Cambridgeport neighborhoods accounted for the most incidents in 2024 with 43 incidents each, followed by Mid-Cambridge with 38. These three neighborhoods made up 43% of the citywide total. Overall, the lower half of the city saw most of the larceny from motor vehicle activity this year, accounting for 73% of citywide incidents.

During the month of December, Cambridgeport, East Cambridge, and Mid-Cambridge each experienced six incidents.

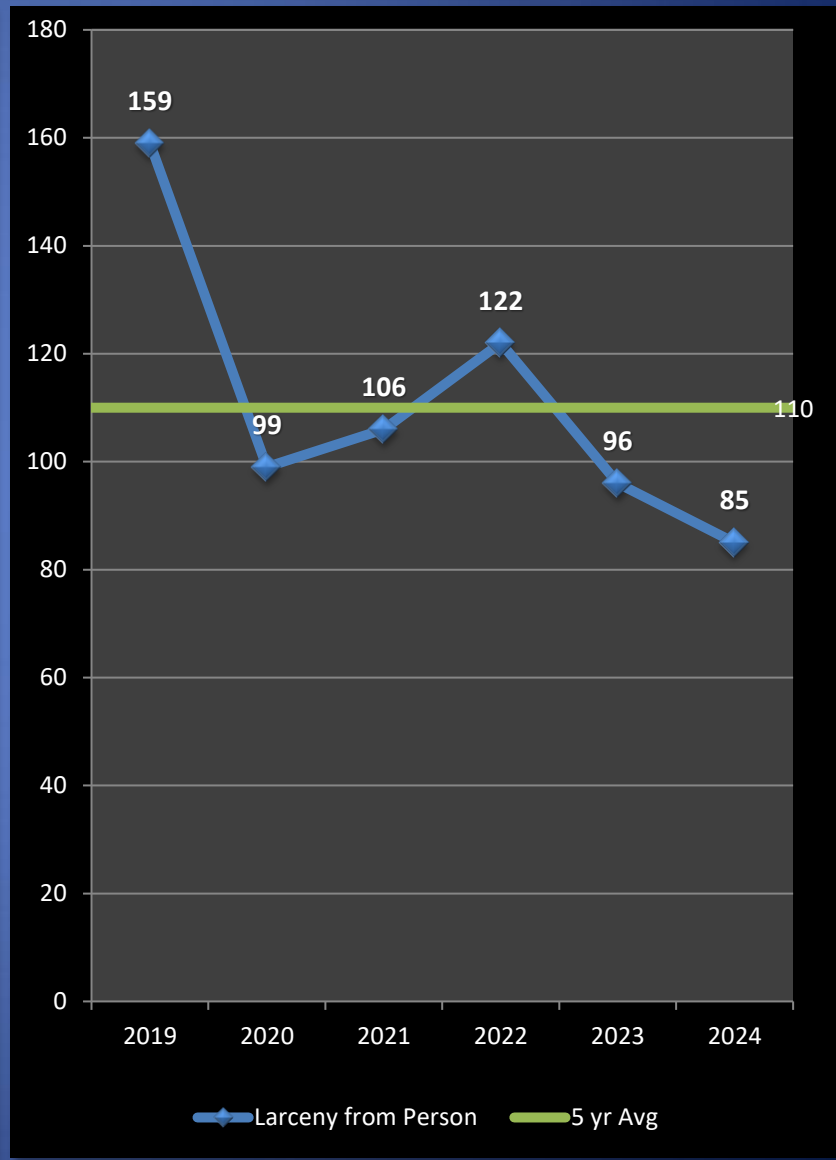


LARCENY from Person

No Patterns

- Larceny from the person through December 31st, 2024, declined by 11 incidents (11%) when compared to 2023 and was 25 incidents (23%) below the five-year average of 110 incidents.
- Thirty-eight of the 85 incidents in 2024 took place in Central Square. The other incidents took place throughout the city, with Harvard Square registering 15 incidents, followed by Porter Square with eight, 1500-1900 Mass Ave with five, Kendall/MIT, East Cambridge, and Inman Square with four each, Alewife/West Cambridge and Bay Square with three each, and one for Cambridgeport/Riverside.
- In recent years, higher numbers in Central Square have mainly been due to grab-and-run situations. There were 13 incidents of this nature in Central Square in 2024. Another common situation involves individuals who are unhoused whose property may have been stolen while they were asleep or otherwise distracted; this accounted for 12 incidents in this area this year. Pocket-picking situations also accounted for eight incidents in Central Square in 2024.

Percent Change		
Last 4 Weeks	Previous Year	5-Year Average
0%	-11%	-23%





LARCENY of Bicycle

No Patterns

- There were 500 bicycle thefts reported citywide in 2024, down 14% from the 579 reported during 2023. Additionally, the 2024 total registered 10% below the five-year average of 554.
- The most recent four weeks (December) saw a 46% decrease in bike thefts when compared with the previous four weeks (November), with 16 fewer thefts reported in December. This was expected as colder weather moved in and bike thefts dropped off as ridership decreased.
- Only 148 bike thefts (30% of all citywide thefts) have occurred North of Harvard Square.
- Of the 500 bike thefts reported in 2024, 381 (76%) were reportedly locked at the time of the theft.

Top Neighborhoods for Bike Theft in 2024:

Neighborhood	YTD Total	% Citywide
Mid-Cambridge	77	15%
The Port	71	14%
North Cambridge	61	12%
Cambridgeport	60	12%

Percent Change

Last 4 Weeks

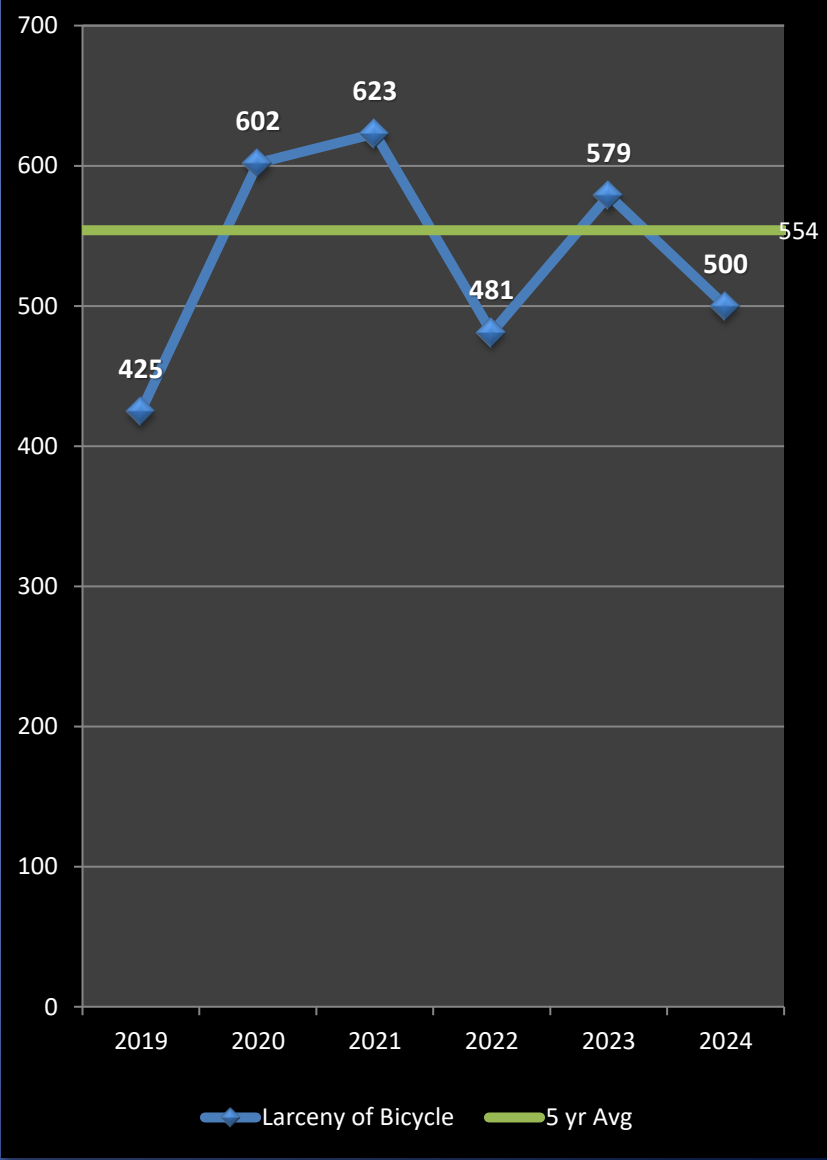
Previous Year

5-Year Average

-46%

-14%

-10%



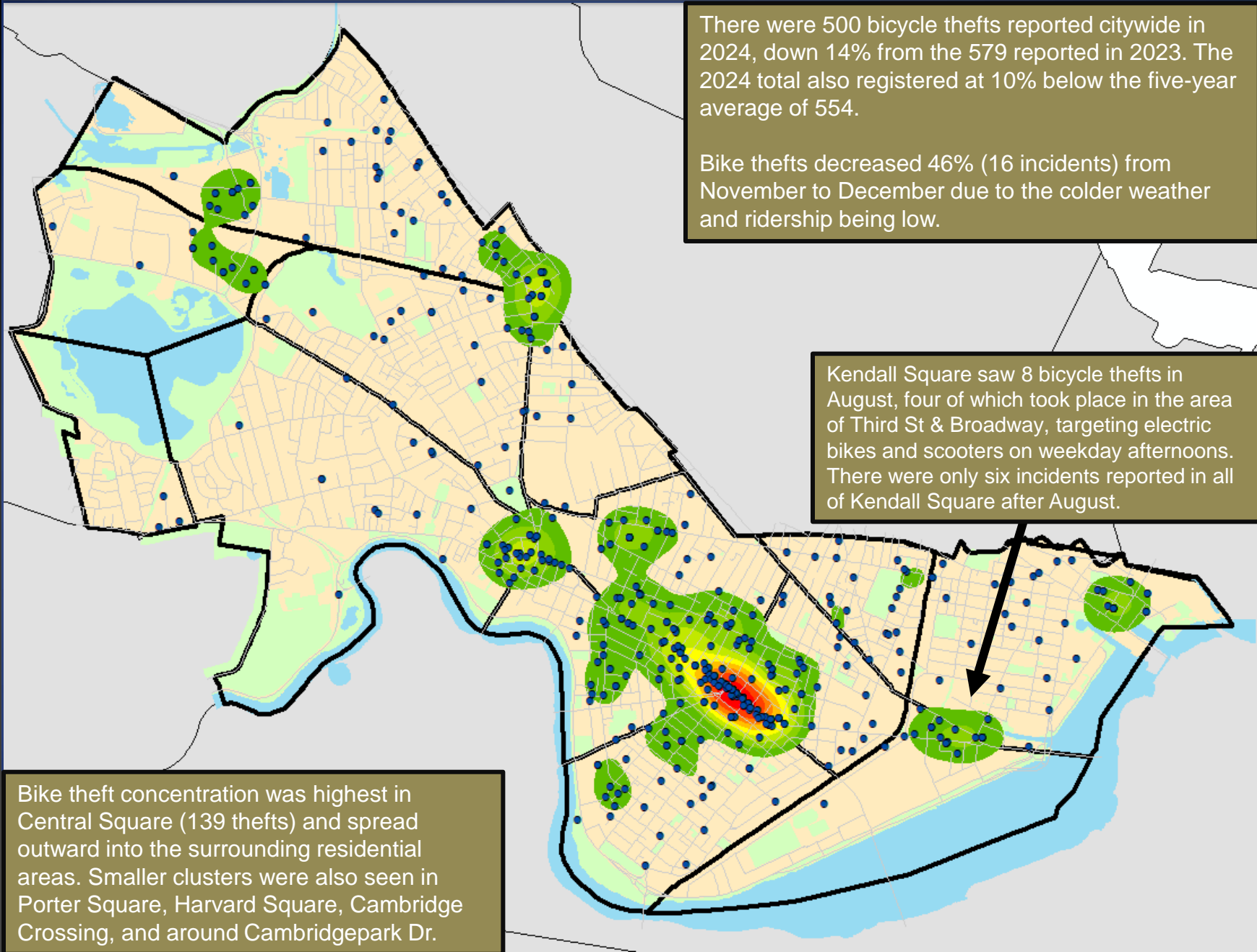


Geographic Breakdown of Bicycle Thefts: 1.1.24 – 12.31.24

There were 500 bicycle thefts reported citywide in 2024, down 14% from the 579 reported in 2023. The 2024 total also registered at 10% below the five-year average of 554.

Bike thefts decreased 46% (16 incidents) from November to December due to the colder weather and ridership being low.

Kendall Square saw 8 bicycle thefts in August, four of which took place in the area of Third St & Broadway, targeting electric bikes and scooters on weekday afternoons. There were only six incidents reported in all of Kendall Square after August.



Bike theft concentration was highest in Central Square (139 thefts) and spread outward into the surrounding residential areas. Smaller clusters were also seen in Porter Square, Harvard Square, Cambridge Crossing, and around Cambridgepark Dr.



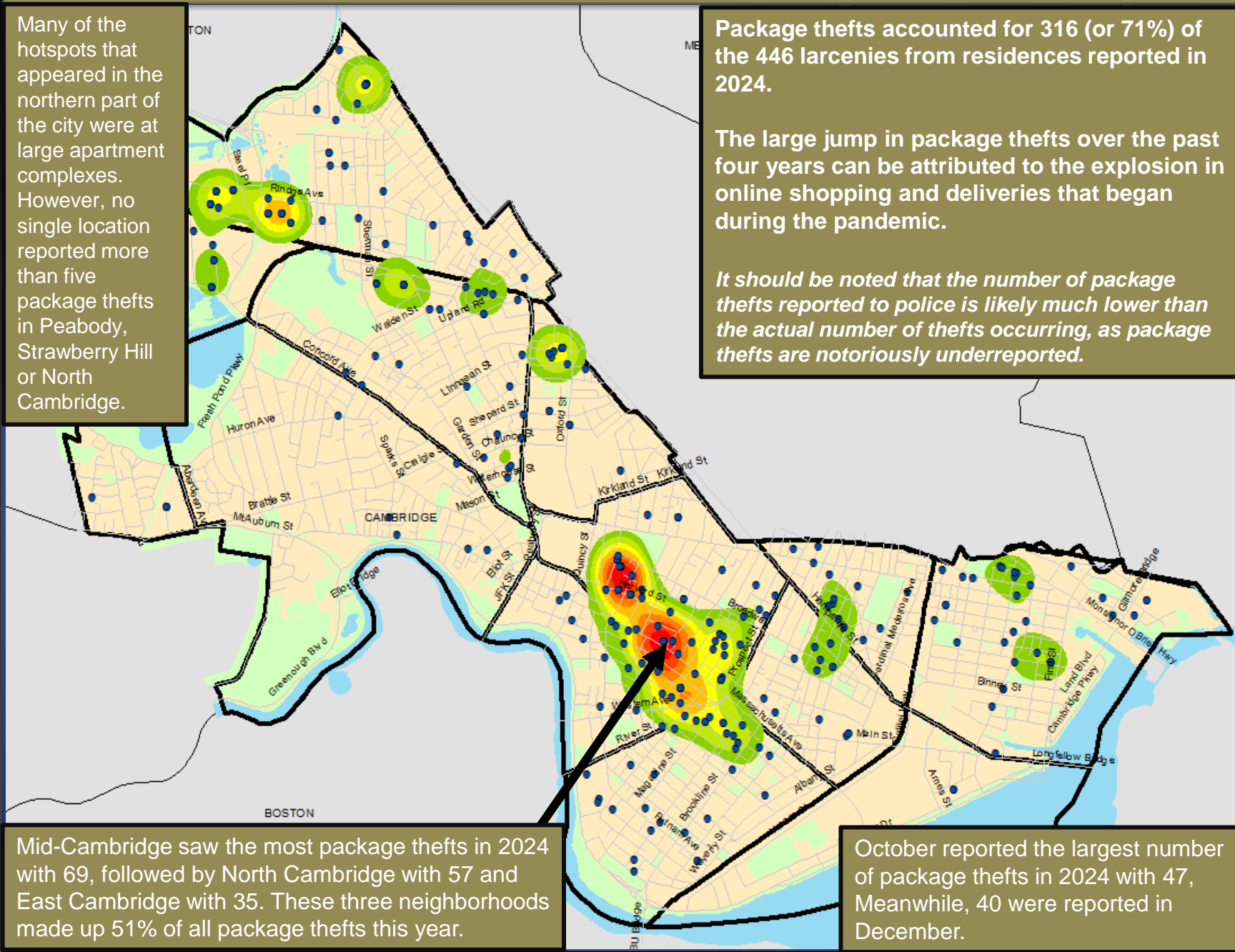
Geographic Breakdown of Package Thefts: 1.1.24 – 12.31.24

Many of the hotspots that appeared in the northern part of the city were at large apartment complexes. However, no single location reported more than five package thefts in Peabody, Strawberry Hill or North Cambridge.

Package thefts accounted for 316 (or 71%) of the 446 larcenies from residences reported in 2024.

The large jump in package thefts over the past four years can be attributed to the explosion in online shopping and deliveries that began during the pandemic.

It should be noted that the number of package thefts reported to police is likely much lower than the actual number of thefts occurring, as package thefts are notoriously underreported.



Mid-Cambridge saw the most package thefts in 2024 with 69, followed by North Cambridge with 57 and East Cambridge with 35. These three neighborhoods made up 51% of all package thefts this year.

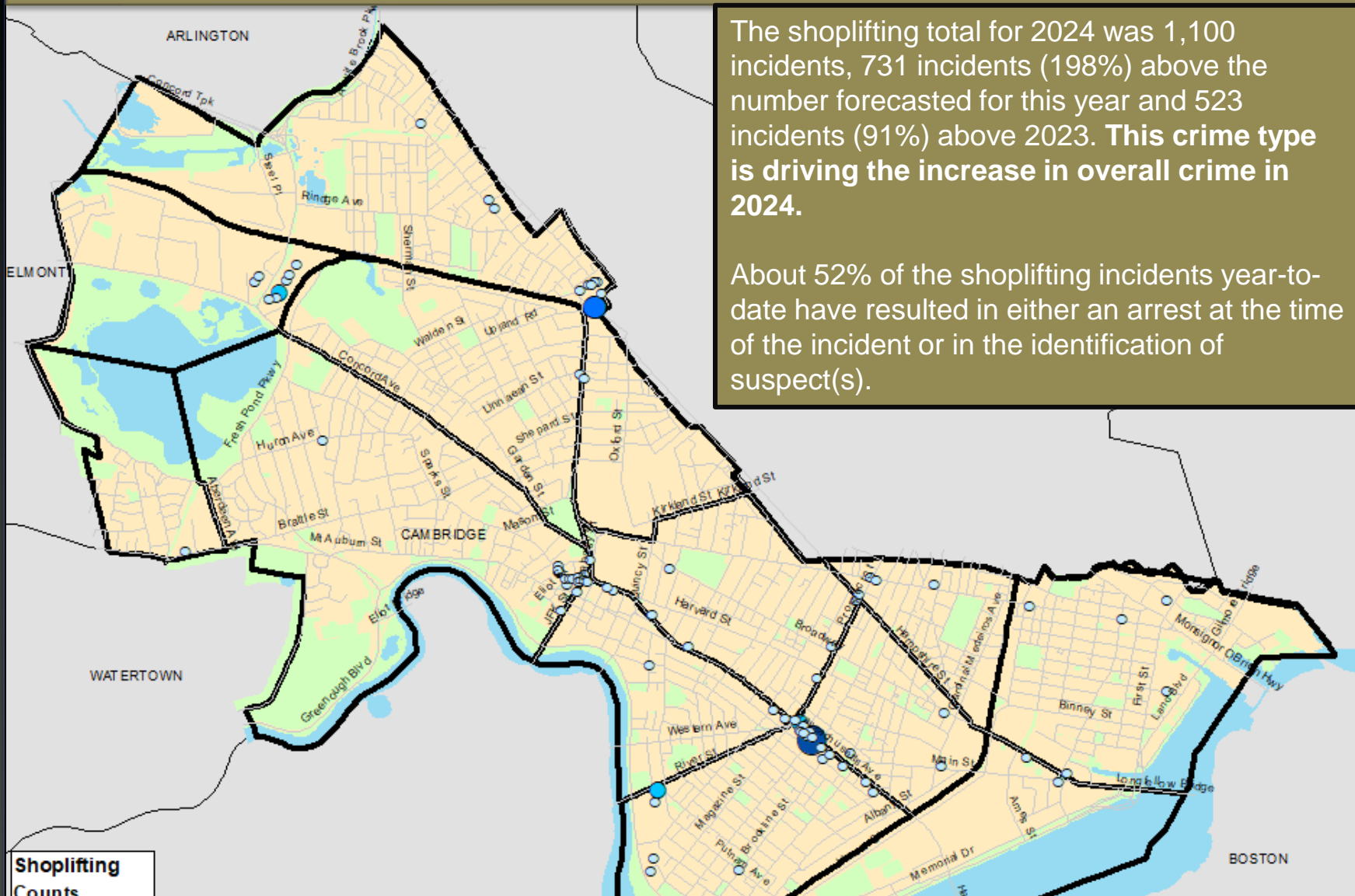
October reported the largest number of package thefts in 2024 with 47, Meanwhile, 40 were reported in December.



Geographic Breakdown of Shoplifting: 1.1.24 – 12.31.24

The shoplifting total for 2024 was 1,100 incidents, 731 incidents (198%) above the number forecasted for this year and 523 incidents (91%) above 2023. **This crime type is driving the increase in overall crime in 2024.**

About 52% of the shoplifting incidents year-to-date have resulted in either an arrest at the time of the incident or in the identification of suspect(s).



Shoplifting Counts	
	1-49
	50-100
	101-250
	251-340

Target in Central Sq reported the most shoplifting incidents in 2024 with 337 thefts, followed by the Target in Porter Square with 139, the Walgreens on River Street with 86, and the Whole Foods in Alewife/West Cambridge with 72. Overall, 16 different locations throughout the city reported more than 10 instances of shoplifting in 2024.



AUTO THEFT

No Patterns

- The five-year weighted average for auto thefts is 131, and with 112 reported in 2024, Cambridge experienced a decrease of 15% below the expected total. Auto thefts also dropped 20% (28 incidents) when compared to 2023.
- The neighborhood breakdown for auto theft totals in 2024 is as follows: Cambridgeport – 21; The Port – 21; North Cambridge – 14; Peabody – 12; East Cambridge – 11; Riverside – 10; West Cambridge – 8; Mid-Cambridge – 7; Strawberry Hill – 2; Inman/Harrington – 2; Baldwin – 2; Highlands – 1; and MIT – 1.
- As to be expected during the warmer weather, there was an increase in the thefts of two-wheeled vehicles during the summer months. This slowly dropped off as fall progressed, with only four thefts reported in the past three months.
- There were at least 15 thefts reported in 2024 where the operator left the vehicle unlocked and/or running in order to deliver a package or grab food. When the victim returned, the vehicle was gone.
- 40 of the 112 motor vehicles stolen in 2024 have been recovered to date.

Percent Change

Last 4 Weeks

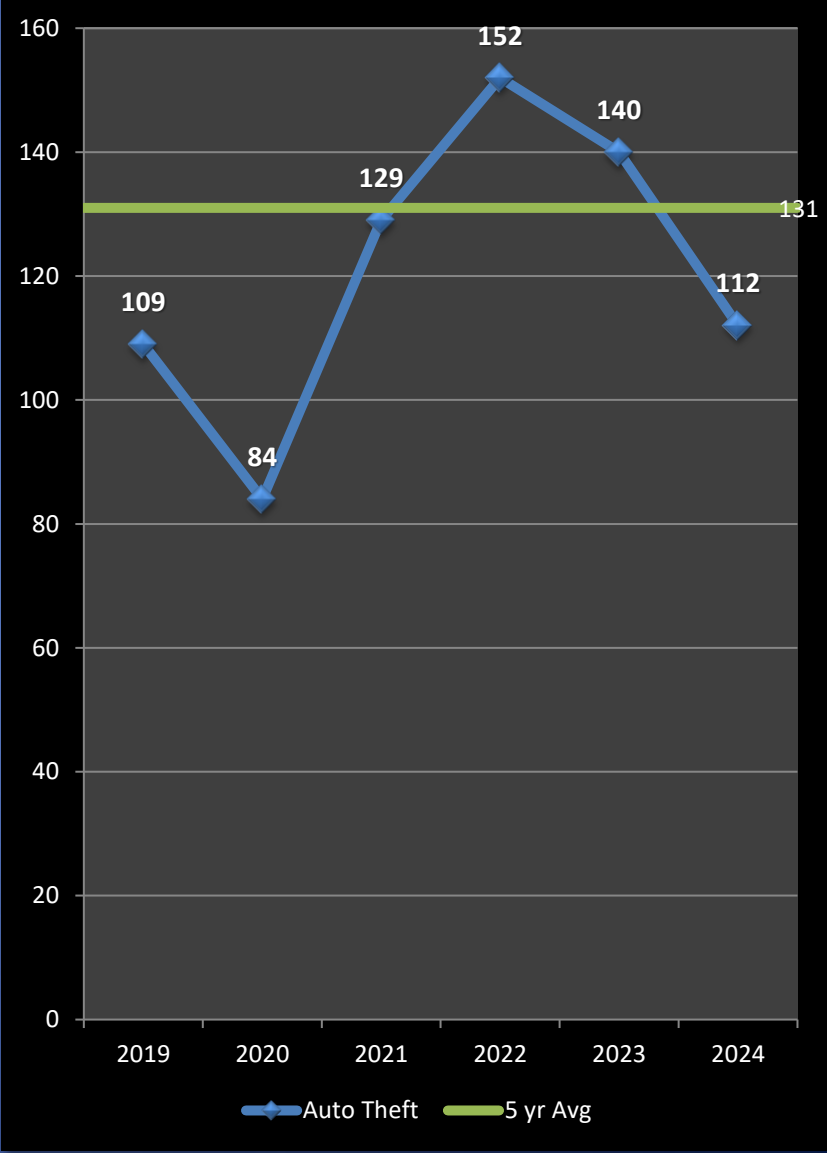
+20%

Previous Year

-20%

5-Year Average

-15%

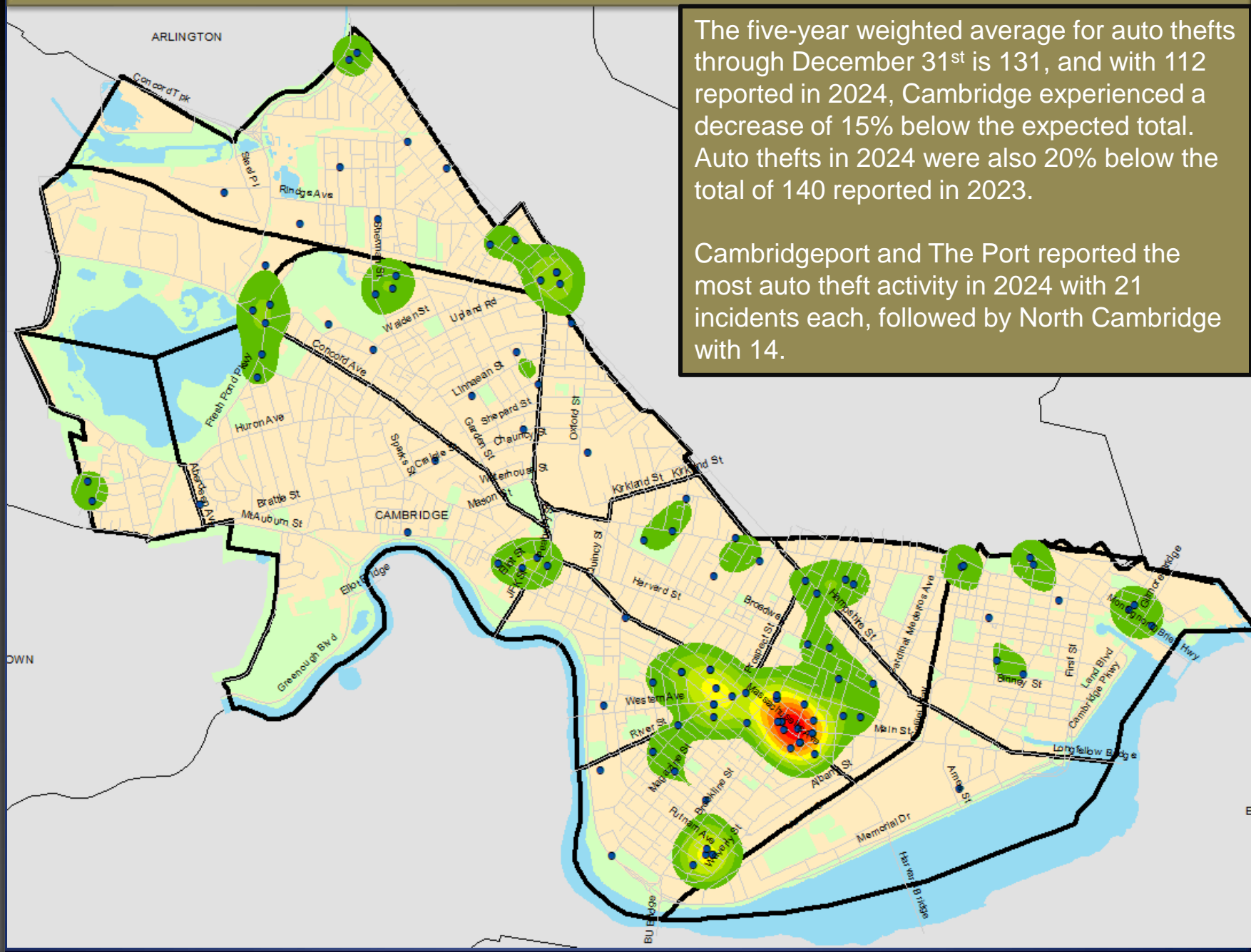




Geographic Breakdown of Auto Thefts: 1.1.24 – 12.31.24

The five-year weighted average for auto thefts through December 31st is 131, and with 112 reported in 2024, Cambridge experienced a decrease of 15% below the expected total. Auto thefts in 2024 were also 20% below the total of 140 reported in 2023.

Cambridgeport and The Port reported the most auto theft activity in 2024 with 21 incidents each, followed by North Cambridge with 14.





Help Prevent Crime

And keep yourself informed!

To receive information from the CPD:

- Sign up with for the **Cambridge Alert Network**, to receive alerts about emerging crime patterns, neighborhood meetings, and crime prevention tips, by visiting www.CambridgeMa.gov/AlertNetwork.
- “Like” the Cambridge Police Department on Facebook at www.facebook.com/CambridgePolice
- Follow [@CambridgePolice](https://twitter.com/CambridgePolice) on Twitter.
- Visit our website at www.CambridgePolice.org for valuable information and reports including the Daily Log and BridgeStat, which is published on the first Friday of every month.
- Download our “MyPD” smartphone app at www.CambridgePolice.org/MyPD.

To Share Information with the CPD:

- Call our Non-Emergency Telephone Number at **617-349-3300**.
 - Every call for service generates a police response, so help drive our resources by reporting things that seem suspicious or out of the ordinary.
- Send an Anonymous TEXT-A-TIP:
 - Send an ANONYMOUS text message to **Tip411 (847411)**. Begin your message with Tip650 and then type your message. You will receive a response from the Cambridge Police with the option to continue communicating. Please remember that this is not a replacement for 9-1-1. **If you witness an emergency situation, please call 9-1-1 immediately.**
- Send an Anonymous Crime Tip E-Mail at www.CambridgePolice.org/Tips