



Cambridge Police Department BridgeStat

December 2025

Produced by the Crime Analysis Unit

****Preliminary 2025 Year-to-Date numbers are subject to change
as data is finalized in the coming weeks.***



Part I Total Crime

The **preliminary** analysis of the serious crime statistics for 2025 points to a minor increase of 1% in the Part One index total for Cambridge when compared with 2024. Throughout 2025, there were 3,611 serious crimes reported in the City. For the same time period in 2024, the combined total for Murder, Rape, Robbery, Aggravated Assault, Burglary, Larceny & Auto theft was 3,578 incidents. When measured against the five-year average, a 15% rise in the crime index has been registered.

Further analysis of the crime totals for 2025 indicates that violent crimes recorded a 2% increase when compared with last year. There was one homicide, 38 rapes, 109 robberies, and 326 aggravated assaults recorded in 2025.

The numbers indicate that property crimes rose 1% during 2025 with an additional 22 crimes reported over the 2024 total. The 19% increase in larceny from the residence and the 8% rise in shoplifting are the key trend indicators that have driven the upward curve in the property crime index this year.

When analyzing the serious crime totals of December 2025 versus the previous month of November 2025, there was a decrease of 25% in the number of index incidents, with 69 fewer crimes reported in December.

	4 Week Snapshot			Year to Date			Five Year	
	11/6/25 - 12/3/25	12/4/25 - 12/31/25	Change	2024	2025	Change	Avg	Change
Total Violent Crime	28	30	7%	463	474	2%	425	12%
Total Property Crime	251	180	-28%	3115	3137	1%	2717	15%
Total Part I Crime	279	210	-25%	3578	3611	1%	3142	15%



Part I Property Crime

Analysis of property crime totals for 2025 reveals a 1% increase when measured against the 2024 total and a 15% rise above the five-year average of 2,717.

A majority of the property crime categories recorded decreases when measured against 2024, including a 16% decrease in housebreaks and a 15% drop in bicycle thefts. However, those that saw increases tipped the scale to result in an overall 1% rise in the property crime for 2025. Most notably, an 8% jump in shopliftings (up 90 incidents) and a 19% upswing in larcenies from residences (up 83 incidents) drove the overall increase, albeit minor.

	4 Week Snapshot				Year to Date			Five Year	
	11/6/25 - 12/3/25	12/4/25 - 12/31/25	Change		2024	2025	Change	Avg	Change
Burglary	19	13	-32%		265	233	-12%	251	-7%
Commercial Break	5	5	0%		95	90	-5%	76	18%
Housebreak	14	8	-43%		170	143	-16%	175	-18%
Larceny	229	164	-28%		2755	2818	2%	2344	20%
Larceny (Misc)	8	8	0%		95	102	7%	82	24%
Larceny from Building	19	12	-37%		209	189	-10%	194	-3%
Larceny from MV	26	13	-50%		290	307	6%	358	-14%
Larceny from Person	3	4	33%		85	69	-19%	99	-30%
Larceny from Residence	56	42	-25%		444	527	19%	407	29%
Larceny of Bicycle	32	14	-56%		501	427	-15%	541	-21%
Larceny of Plate	0	1	IN-CALC		25	13	-48%	28	-54%
Larceny of Services	1	1	0%		20	8	-60%	18	-56%
Shoplifting	84	69	-18%		1086	1176	8%	619	90%
Auto Theft	3	3	0%		95	86	-9%	122	-30%
Total Property Crime	251	180	-28%		3115	3137	1%	2717	15%



Part I Violent Crime

From January 1st to December 31st of 2025, there were 474 violent crimes recorded in Cambridge, 11 incidents (+2%) above last year's total of 463 incidents and 49 incidents (+12%) above the 425 crimes forecasted for the year.

There were 38 rapes reported in Cambridge in 2025, which is down three from the number reported in 2024.

The trend observed during the past few years of a high percentage of aggravated assaults and street robberies occurring in Central Square has continued into 2025. One-hundred-and-twenty-five of the 326 aggravated assaults year-to-date (or 38%) have been reported in Central Square, as well as 49 of the 79 street robberies (or 62%).

On January 13, 2025, shortly before 11:30pm, the first homicide in the City in over a year and ultimately the only homicide in 2025 was reported in North Cambridge. One victim, 21-year-old Angel Nieves of Springfield and formerly of Cambridge, was located with multiple gunshot wounds outside of a residence on Clifton Street. He was transported to a local hospital where he was later pronounced deceased. This incident remains under active investigation.

	4 Week Snapshot			Year to Date			Five Year	
	11/6/25 - 12/3/25	12/4/25 - 12/31/25	Change	2024	2025	Change	Avg	Change
Homicide	0	0	IN-CALC	0	1	IN-CALC	0	IN-CALC
Rape	2	2	0%	41	38	-7%	40	-5%
Robbery	8	7	-13%	110	109	-1%	104	5%
Commercial Robbery	3	2	-33%	25	30	20%	23	30%
Street Robbery	5	5	0%	85	79	-7%	80	-1%
Aggravated Assault	18	21	17%	312	326	4%	280	16%
Total Violent Crime	28	30	7%	463	474	2%	425	12%



MURDER

No Patterns

- On January 13, 2025, shortly before 11:30pm, the first homicide in the City in over a year and ultimately the only homicide in 2025 was reported in North Cambridge. One victim, 21-year-old Angel Nieves of Springfield and formerly of Cambridge, was located with multiple gunshot wounds outside of a residence on Clifton Street. He was transported to a local hospital where he was later pronounced deceased. This incident remains under active investigation.
- There were no murders recorded in Cambridge in 2024. This has happened only four other times in the past 20 years—in 2004, 2007, 2010, and 2022.
- In the last reported homicide in Cambridge prior to the January 2025 incident, officers responded to the area of 10 Magazine Street in Central Square shortly after midnight on November 23, 2023. Two individuals with gunshot wounds were located and transported to a Boston hospital. One victim, 27-year-old Danasia Greene of Cambridge, was pronounced deceased at the hospital. The second victim, a 26-year-old male from Boston, was treated for non-life-threatening injuries. It remains under investigation.
- On March 27, 2021, there was a fatal shooting that occurred at approximately 12:40 a.m. on Pemberton Street. The victim was reportedly located unconscious outside his vehicle by a passerby who called 911. The victim was transported to Mount Auburn Hospital where he later died. The victim has been identified as Xavier Louis-Jacques, 19, of Cambridge. The investigation is ongoing.

Percent Change*

Last 4 Weeks

Previous Year

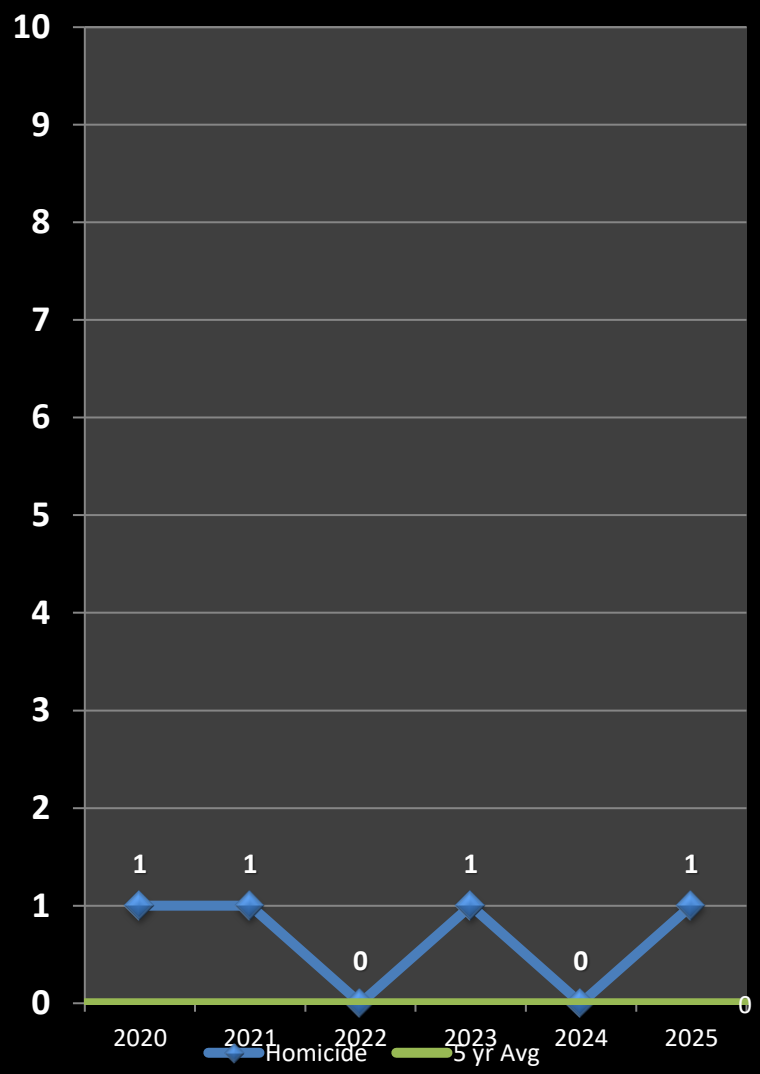
5-Year Average

In-cal

In-cal

In-cal

*IN -CALC: Percentages are not calculated for numbers so small as to present a statistically misleading percentage.





RAPE

No Patterns

- There were 38 rapes reported in Cambridge in 2025, three less than the 41 rapes reported during 2024 and two below the five-year weighted average of 40.
- The rapes reported in 2025 have been categorized as 15 acquaintance rapes, nine domestic assaults, six contact incidents, and eight blitz assaults.
- The total number of reported rapes tends to fluctuate from year to year, but the number of stranger-to-stranger rapes reported each year in Cambridge—typically between 5 and 15—remains extremely low.

Percent Change*

Last 4 Weeks

0%

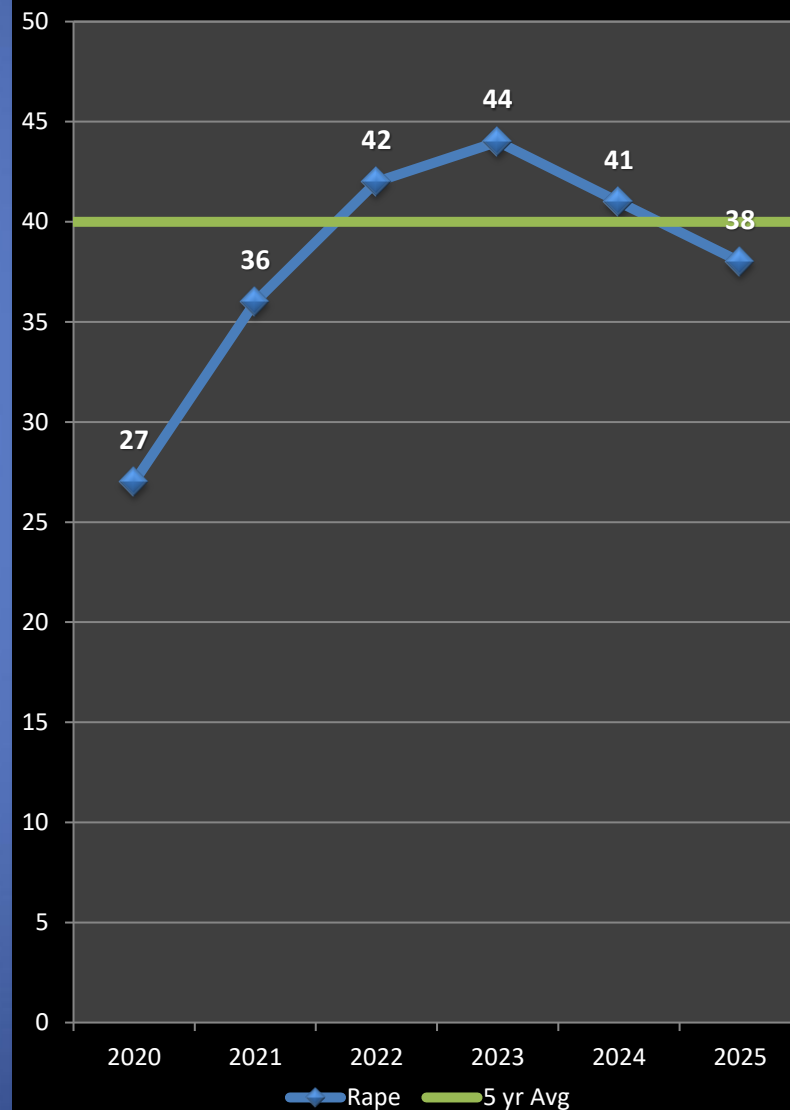
Previous Year

-7%

5-Year Average

-5%

*IN -CAL: Percentages are not calculated for numbers so small as to present a statistically misleading percentage.





AGGRAVATED ASSAULT

No Patterns

- The total of 326 aggravated assaults reported in 2025 is 14 crimes (4%) above the number reported in 2024. The total is also 16% above the five-year average of 280.
- The 326 aggravated assaults reported in 2025 are comprised of the following classifications: 86 unprovoked scenarios; 62 domestic altercations; 38 assaults between acquaintances; 23 assaults on police officers; 22 traffic & parking assaults; 20 shop owner/patron assaults; 19 unhoused assaults; 15 juvenile assaults; 14 psychotic episodes; 12 affrays/ brawl; seven landlord/neighbor incidents; four workplace assaults; and two each of bar/alcohol-related assaults and drug deals. The 4% increase in 2025 is due to rises in a majority of these categories when compared to last year, particularly an increase in unprovoked assaults from 66 last year to 86 this year, assaults on police, which jumped from nine last year to 23 this year, and assaults between shop owners and patrons, which rose from 15 last year to 20 this year.
- The trend observed during the past couple years of a high percentage of aggravated assaults occurring in Central Sq and on peripheral side streets continued into 2025. One-hundred-and-twenty-five of the 326 aggravated assaults year-to-date (or 38%) have been reported in Central Square.
- There were nine confirmed shots fired incidents in Cambridge in 2025. Four resulted in gunshot wounds (three non-fatal and one homicide) and five resulted in no injuries. (NOTE: Two shots fired incidents inside the Harvard Square MBTA Station on 4/20 and 9/3/25 occurred on MBTA Police jurisdiction and are not counted in our shooting numbers.) Through the same time period in 2024, there were ten shots fired incidents with no injuries and four shootings resulting in non-fatal injuries to five victims.

Percent Change

Last 4 Weeks

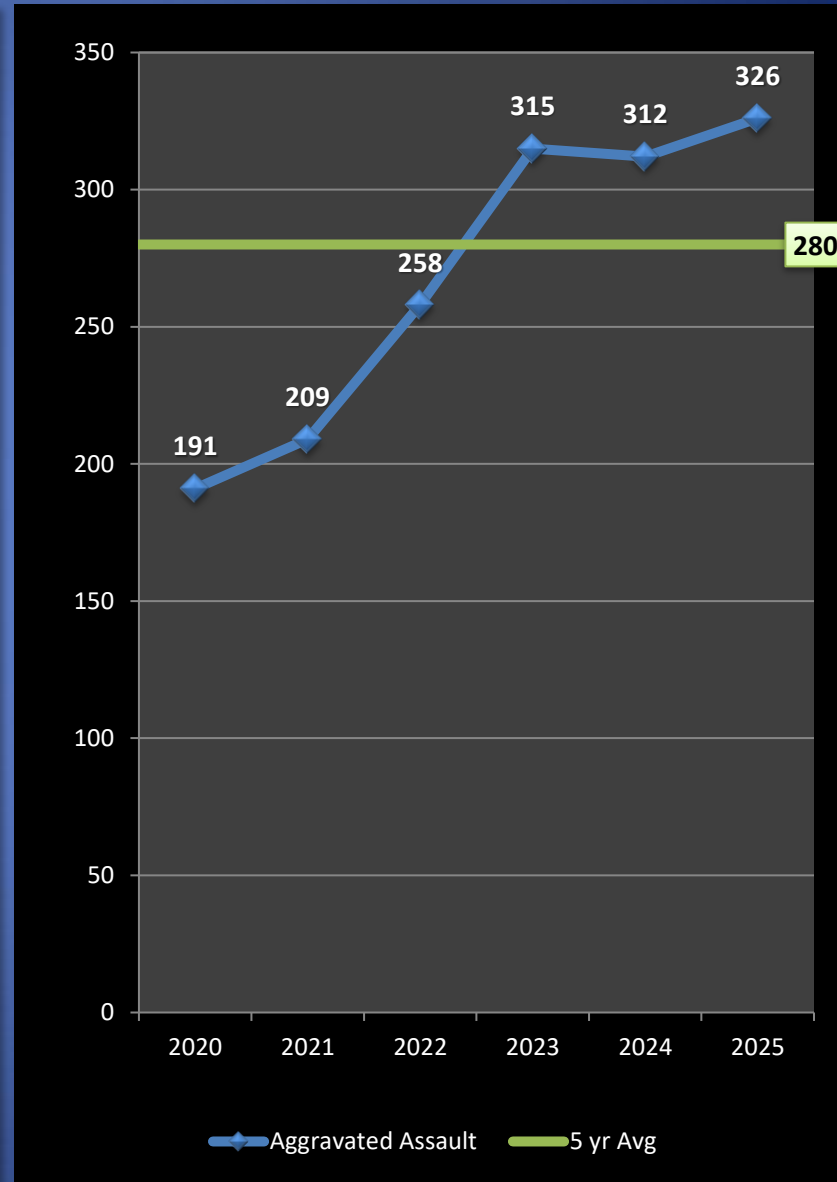
+17%

Previous Year

+4%

5-Year Average

+16%

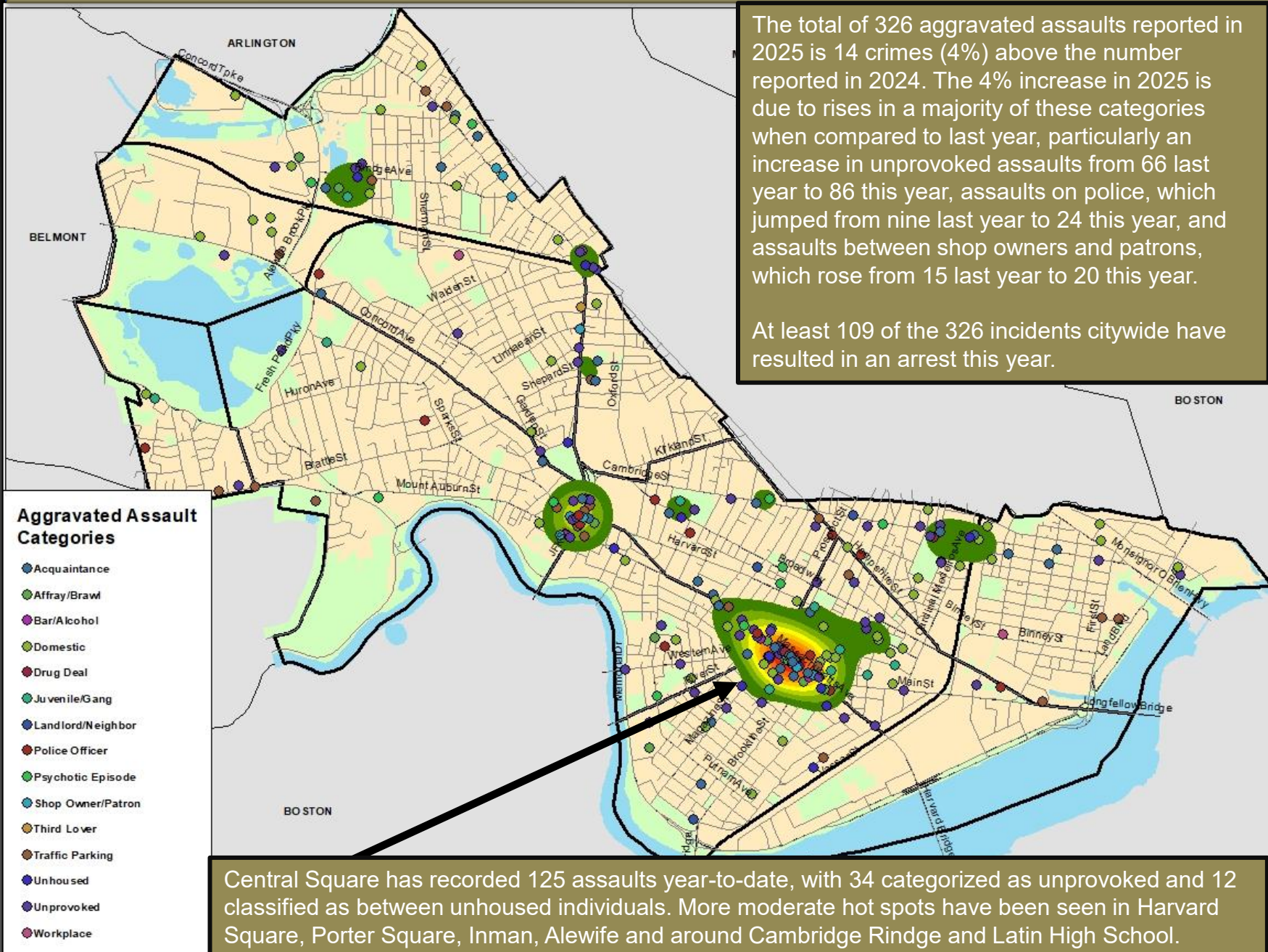




Geographic Breakdown of Aggravated Assaults: 1.1.25 – 12.31.25

Cambridge Police BridgeStat

December
2025





Shootings & Shots Fired in Cambridge: 1.1.25 – 12.31.25

Homicide on 1/13 at 11:30pm; 0 block of Clifton St
No ShotSpotter alert.
21-year-old male fatally shot.

Shots Fired on 10/24 at 11:00am; Sherman St & Fenno St
No ShotSpotter alert. Shell casings recovered. No injuries reported.

Shots Fired on 4/20 at 2:15pm; Harvard MBTA Station
No ShotSpotter alert. Shell casings recovered. No injuries reported. **MBTA POLICE JURISDICTION.**

Shots Fired on 9/3 at 12:15am; Harvard MBTA Station
No ShotSpotter alert. Shell casings and firearm recovered. Arrest made. No injuries reported. **MBTA POLICE JURISDICTION.**

Shooting on 12/25 at 3:20am
0 block of Howard St
No ShotSpotter alert. Shell casings and firearm recovered. 36-year-old male non-fatally shot. Arrest made.

Shooting Type

- Shooting w/ Victim(s)
- Shots Fired (no victims)

Shooting on 1/3 at 2:05am
0 block of Magazine St
No ShotSpotter alert. 43-year-old male non-fatally shot.

There were nine confirmed shots fired incidents in Cambridge in 2025. Four resulted in gunshot wounds (three non-fatal and one homicide) and five resulted in no injuries. Through the same time period in 2024, there were ten shots fired incidents with no injuries and four shootings resulting in non-fatal injuries to five victims.

NOTE: The two shots fired incidents inside the Harvard Square MBTA Station on 4/20 and 9/3/25 occurred on MBTA Police jurisdiction and are not counted in our shooting numbers above.

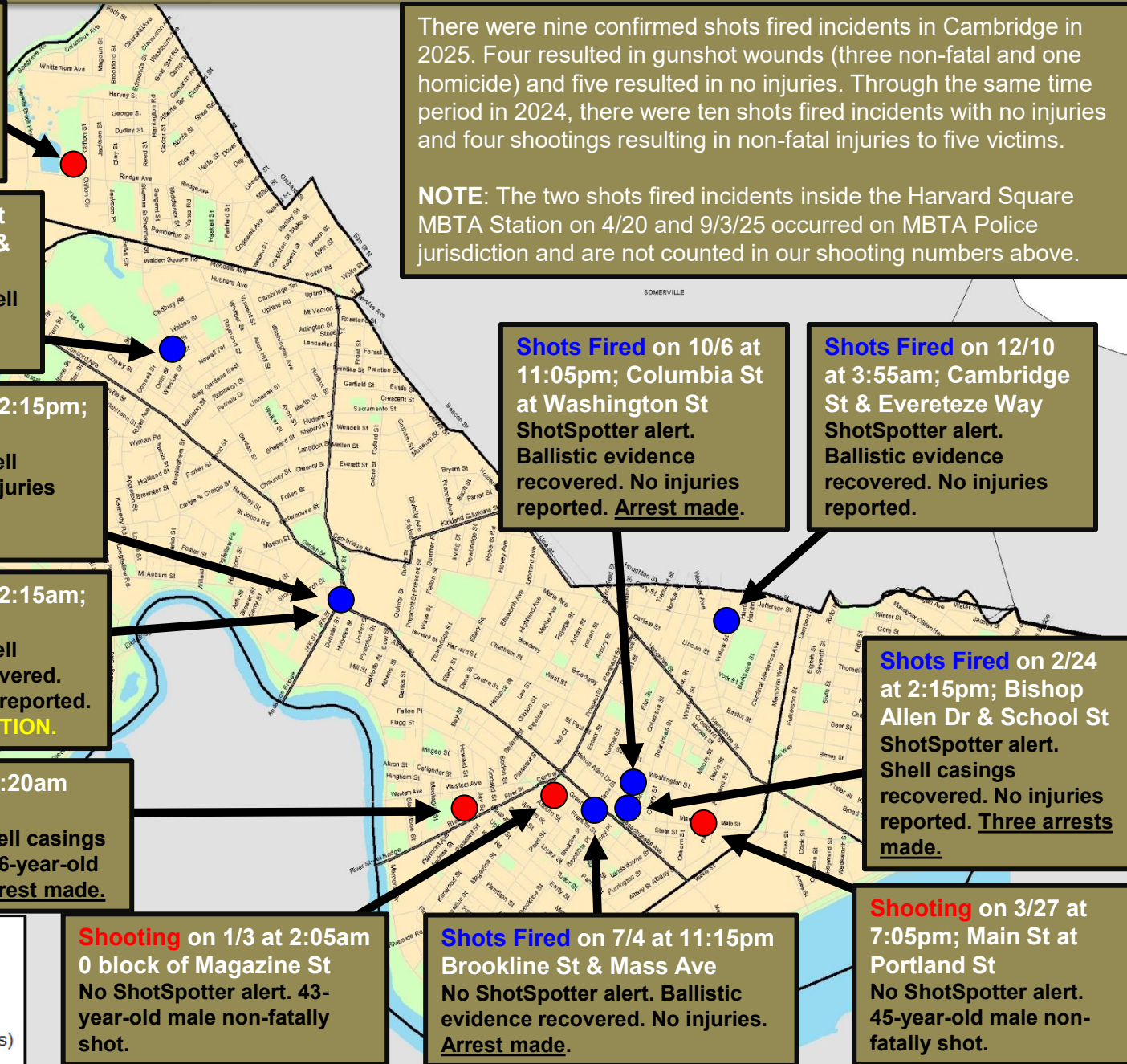
Shots Fired on 10/6 at 11:05pm; Columbia St at Washington St
ShotSpotter alert. Ballistic evidence recovered. No injuries reported. Arrest made.

Shots Fired on 12/10 at 3:55am; Cambridge St & Evereteze Way
ShotSpotter alert. Ballistic evidence recovered. No injuries reported.

Shots Fired on 2/24 at 2:15pm; Bishop Allen Dr & School St
ShotSpotter alert. Shell casings recovered. No injuries reported. Three arrests made.

Shots Fired on 7/4 at 11:15pm
Brookline St & Mass Ave
No ShotSpotter alert. Ballistic evidence recovered. No injuries. Arrest made.

Shooting on 3/27 at 7:05pm; Main St at Portland St
No ShotSpotter alert. 45-year-old male non-fatally shot.





Robbery

No Patterns

- The five-year average for overall robbery in Cambridge for the year is 104 incidents. Preliminarily in 2025, 109 robberies were recorded, which translates to a 5% rise above the projected total and a 1% decline below the 110 robberies reported in 2024.
- There were 30 commercial robberies reported in 2025. This total is up five incidents (20%) over the 25 robberies reported in 2024 and is up seven incidents (30%) over the five-year average of 23. All 30 robberies were unrelated, but 24 of the 30 involved shoplifting incidents at department and convenience stores across the city that escalated into robberies.
- Street robberies in 2025 dropped six incidents (-7%) from the 85 reported in 2024 to 79 in 2025 and declined by one incident (-1%) below the five-year average of 80. No defined street robbery patterns were reported anywhere in Cambridge in 2025. Seventeen incidents citywide this year resulted in an arrest, eight resulted in summonses to court, and possible suspects were identified in at least 22 others.
- Forty-nine of the 79 street robberies reported in 2025 (or 62%) took place in or around Central Square. This is similar to a trend seen in this area that began in 2021 and continued throughout all of 2022 and much of 2023 and 2024. Multiple incidents in this area involved unhoused individuals as victims and/or suspects.

Percent Change

Last 4 Weeks

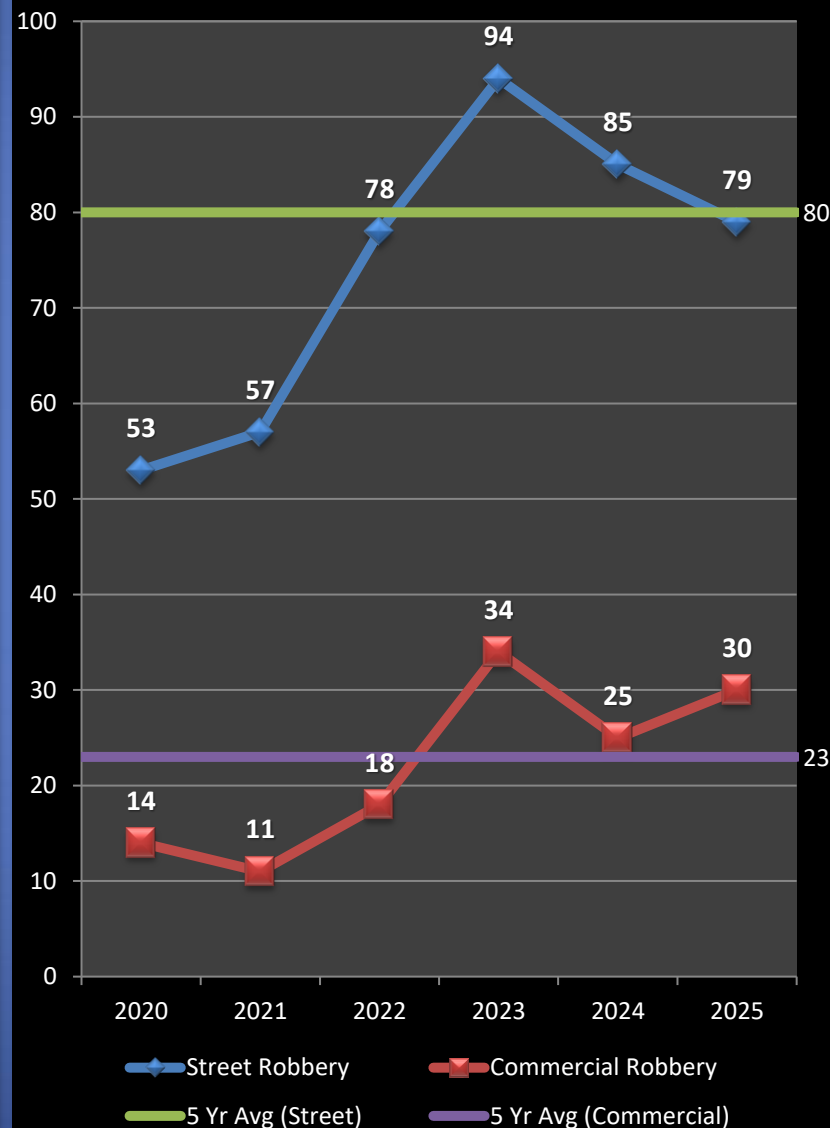
-13%

Previous Year

-1%

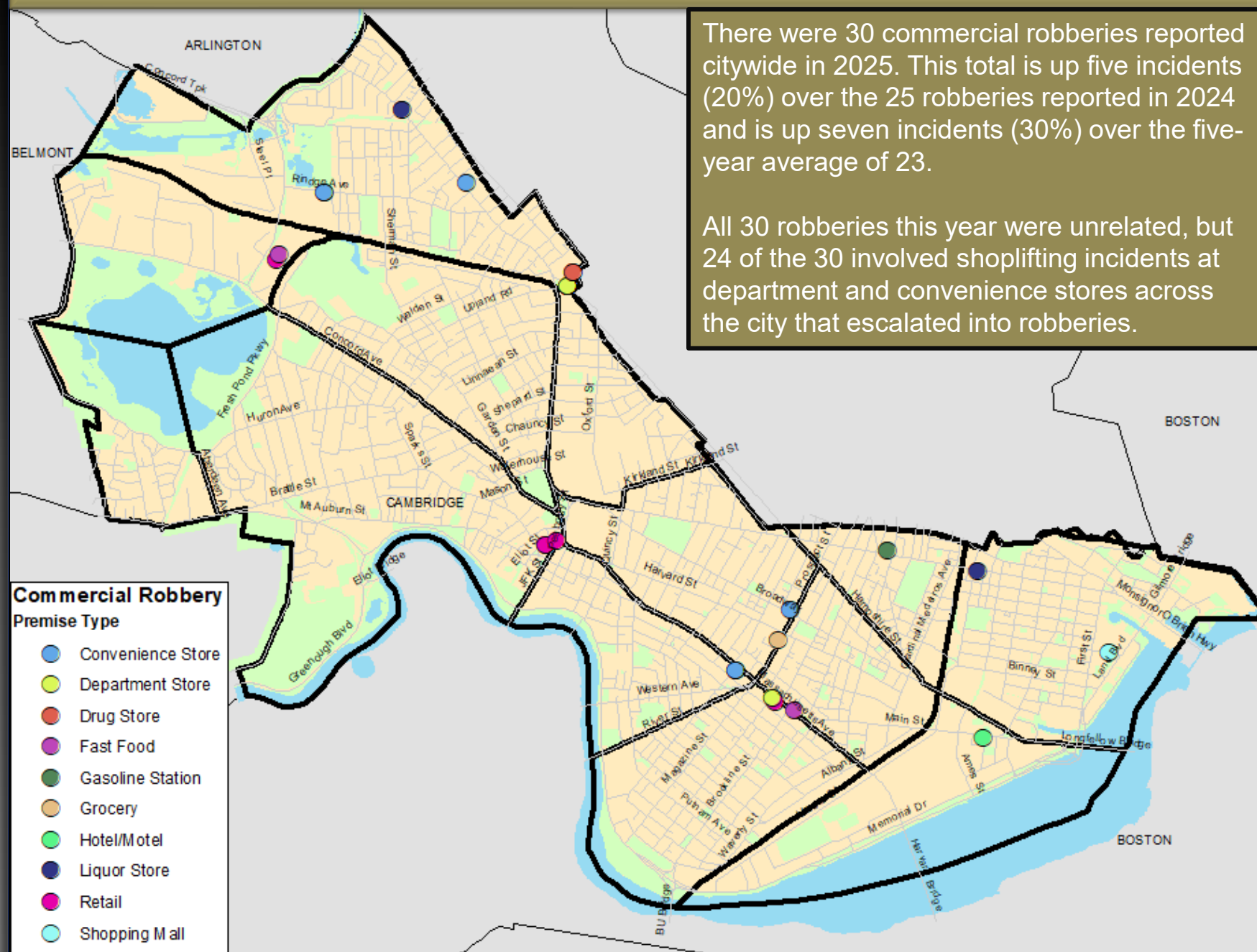
5-Year Average

+5%





Geographic Breakdown of Commercial Robberies: 1.1.25 – 12.31.25



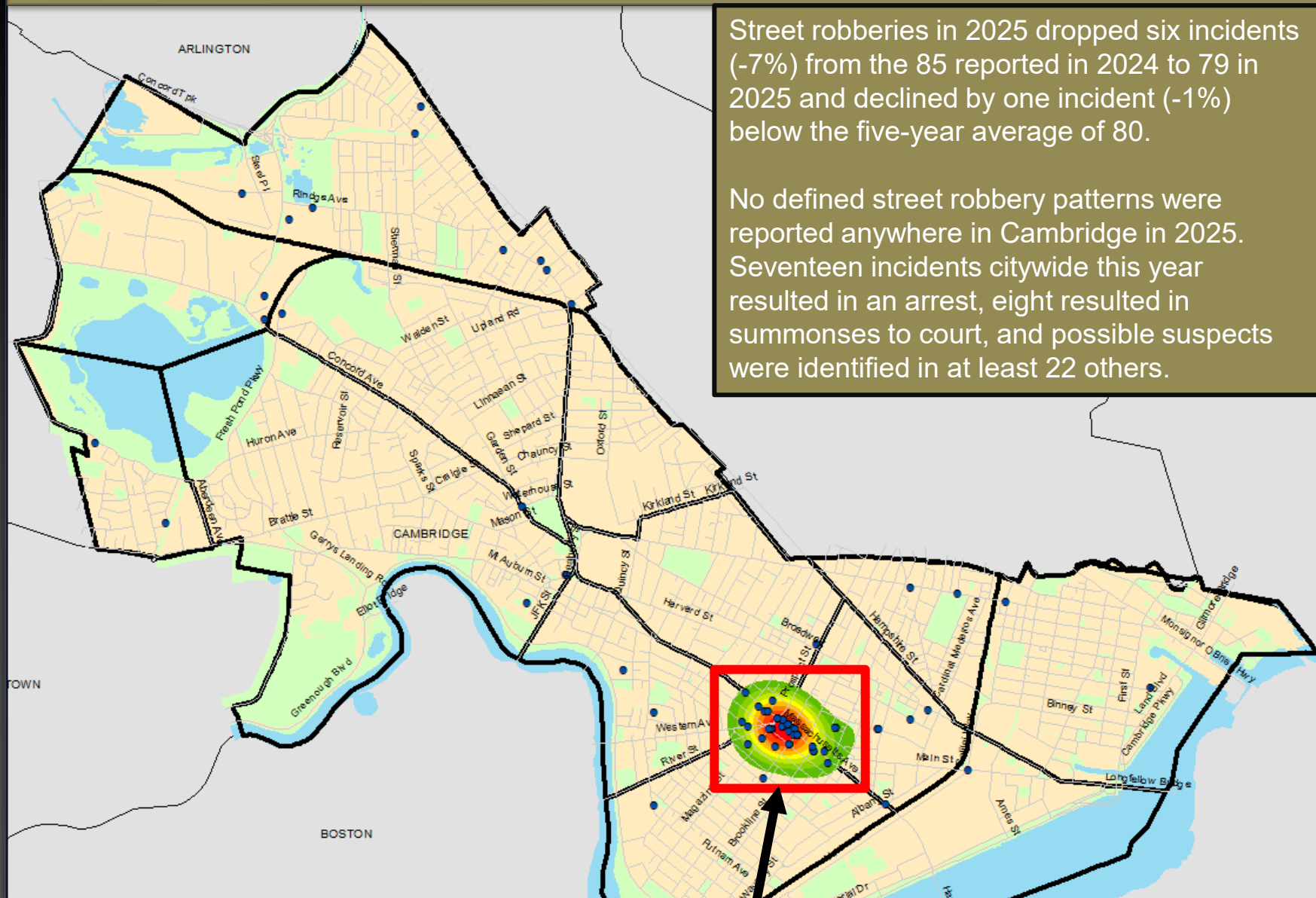
There were 30 commercial robberies reported citywide in 2025. This total is up five incidents (20%) over the 25 robberies reported in 2024 and is up seven incidents (30%) over the five-year average of 23.

All 30 robberies this year were unrelated, but 24 of the 30 involved shoplifting incidents at department and convenience stores across the city that escalated into robberies.



Geographic Breakdown of Street Robberies: 1.1.25 – 12.31.25

Cambridge Police BridgeStat



Street robberies in 2025 dropped six incidents (-7%) from the 85 reported in 2024 to 79 in 2025 and declined by one incident (-1%) below the five-year average of 80.

No defined street robbery patterns were reported anywhere in Cambridge in 2025. Seventeen incidents citywide this year resulted in an arrest, eight resulted in summonses to court, and possible suspects were identified in at least 22 others.

Forty-nine of the 79 street robberies reported in 2025 (or 62%) took place in or around Central Square. This is similar to a trend seen in this area that began in 2021 and continued throughout all of 2022 and much of 2023 and 2024. Multiple incidents in this area involved unhoused individuals as victims and/or suspects.



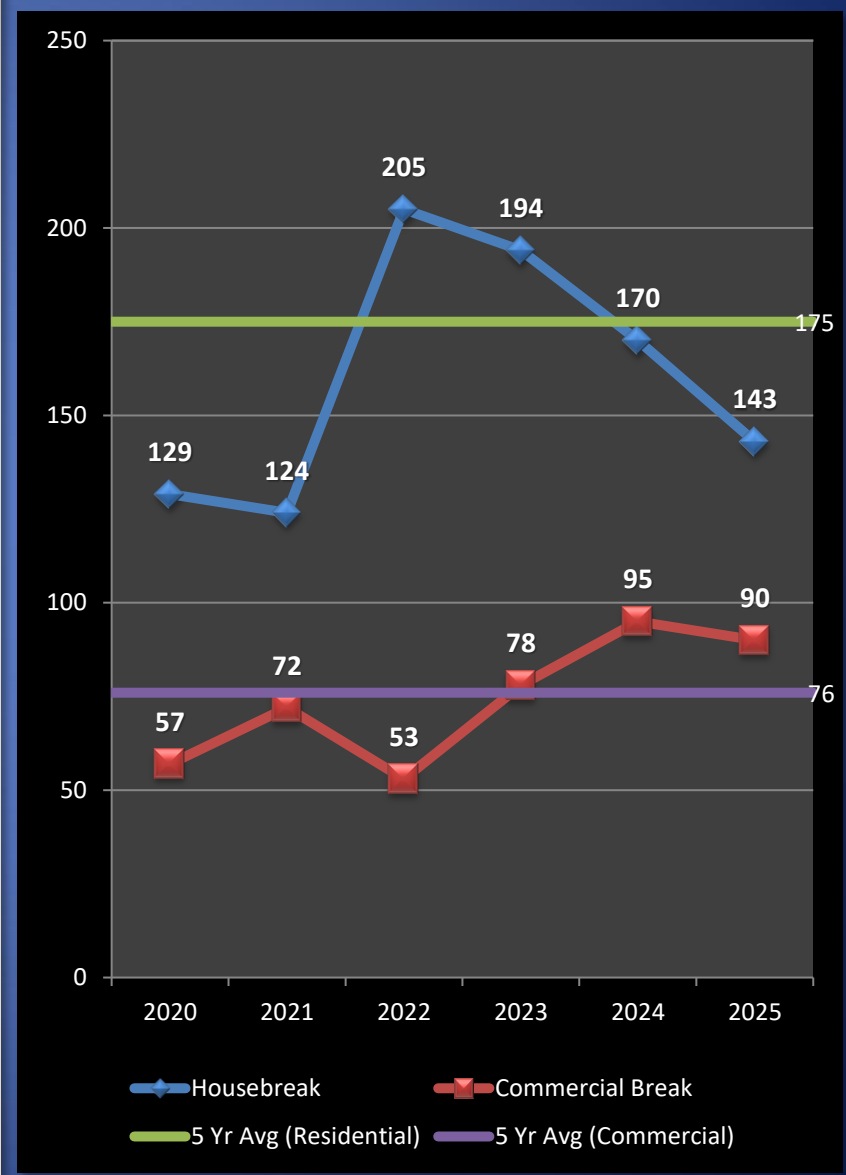
Burglary

No Patterns

- The property index crime of burglary, the combination of residential and commercial breaks, decreased by 12% in 2025 when compared to the 265 incidents reported in 2024. Similarly, the total of 233 burglary incidents reported in 2025 is down 7% when compared with the five-year average of 251.
- There were 143 housebreaks reported in 2025. This total is down 27 incidents (-16%) below the 170 housebreaks reported in 2024 and is down 32 incidents (-18%) below the five-year average of 175. No housebreak patterns emerged anywhere in the city this year. Of the 143 housebreaks reported in 2025, North Cambridge recorded the most citywide with 24 incidents.
- Commercial breaks also decreased this year, lowering from 95 incidents in 2024 to 90 in 2025 (-5%). Twenty commercial breaks reported in 2025 involved shoplifting incidents where the suspect had previously been trespassed from the store.
- Earlier in the year, a few breaks were reported in Cambridge that were possibly part of a regional pattern of commercial breaks targeting cash registers. That pattern ended with an arrest on 3/13.
- Between August and December of 2025, there were at least 13 reports of evening and overnight burglaries into commercial offices in Boston and Cambridge, committed by the same suspect. Five of these incidents occurred in Cambridge (three in Kendall Sq, one in Central Sq, and one in Porter Sq). An arrest has since been made in this series.

Percent Change

Last 4 Weeks	Previous Year	5-Year Average
-32%	-12%	-7%



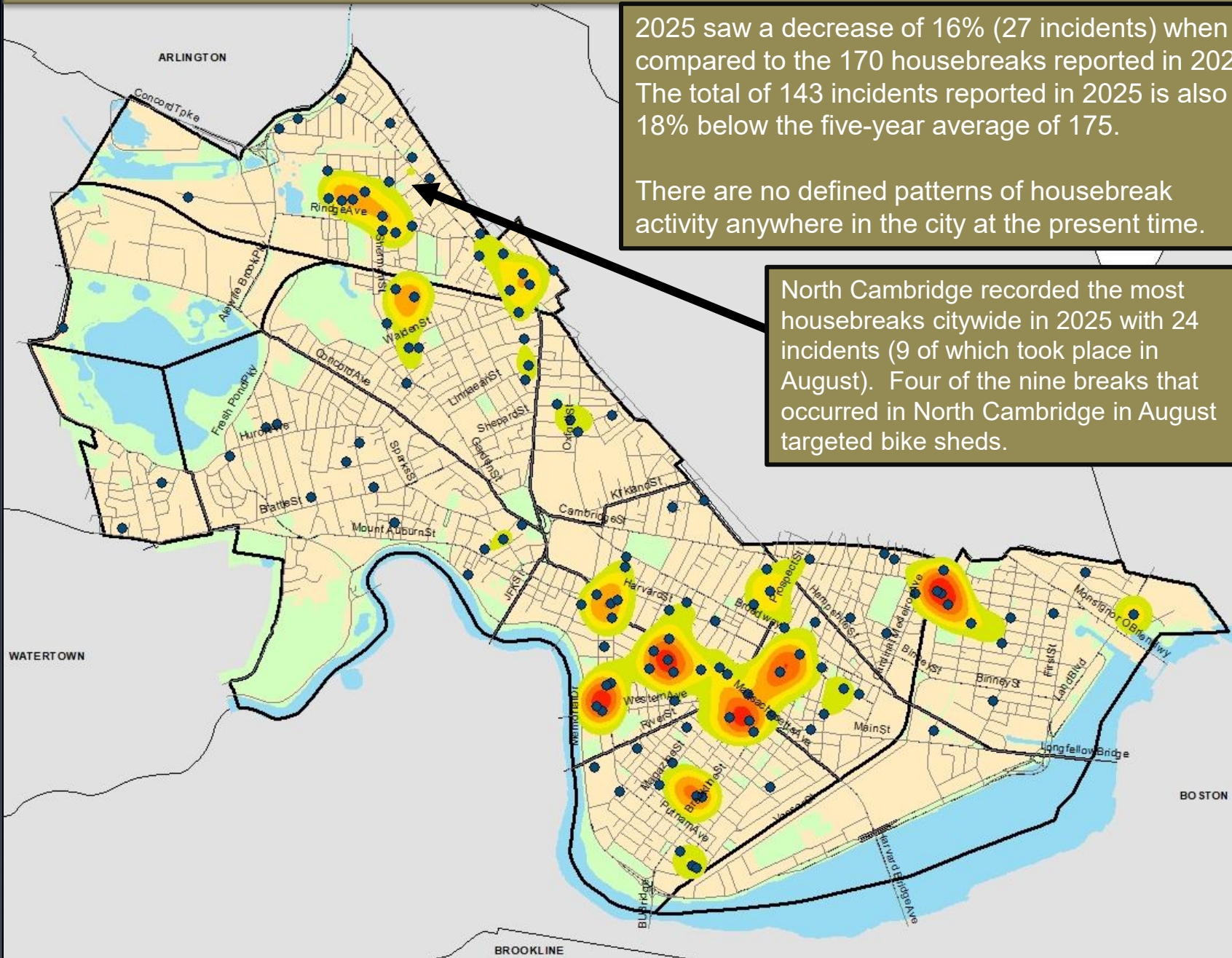


Geographic Breakdown of Housebreaks: 1.1.25 – 12.31.25

2025 saw a decrease of 16% (27 incidents) when compared to the 170 housebreaks reported in 2024. The total of 143 incidents reported in 2025 is also 18% below the five-year average of 175.

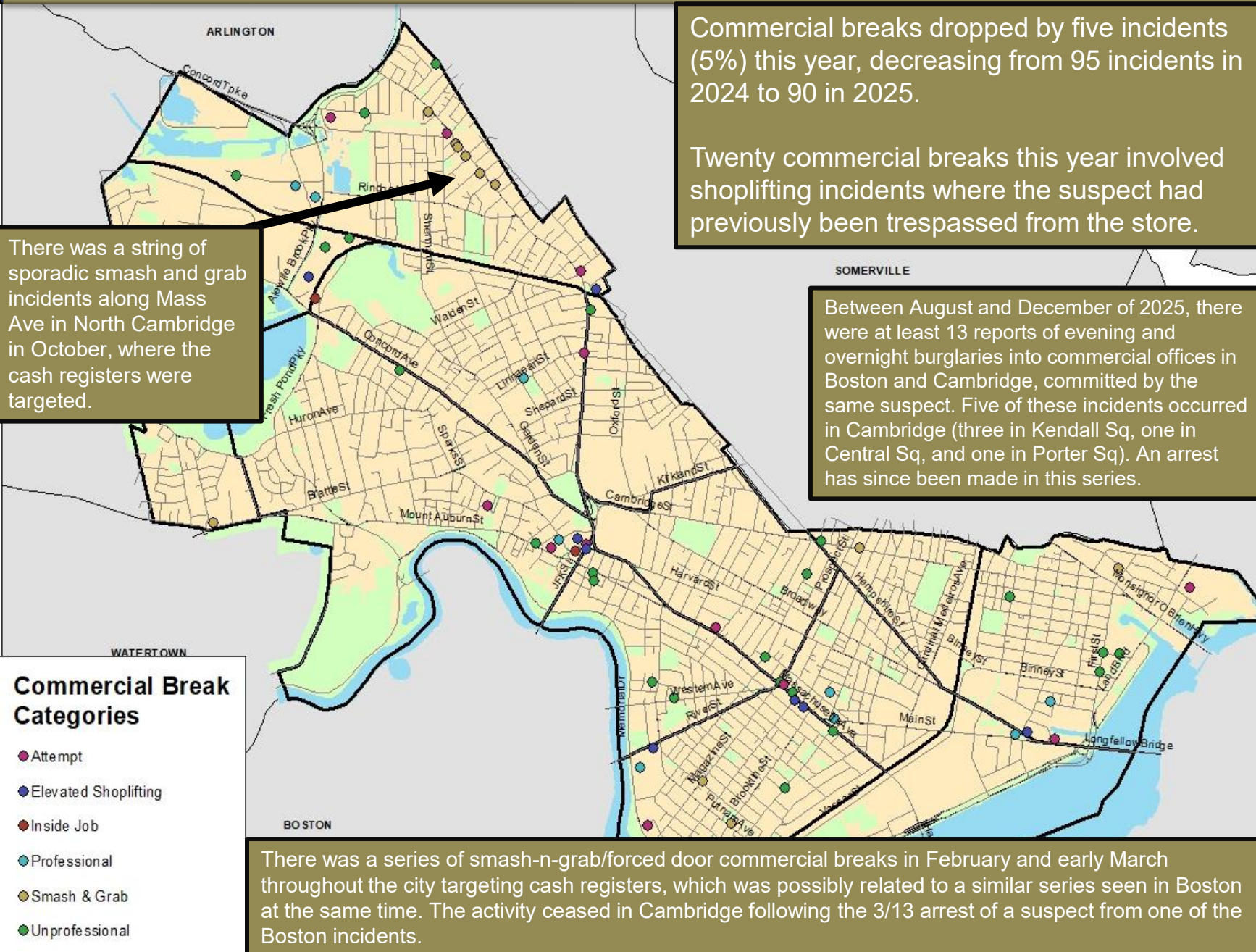
There are no defined patterns of housebreak activity anywhere in the city at the present time.

North Cambridge recorded the most housebreaks citywide in 2025 with 24 incidents (9 of which took place in August). Four of the nine breaks that occurred in North Cambridge in August targeted bike sheds.





Geographic Breakdown of Commercial Breaks: 1.1.25 – 12.31.25





LARCENY

No Patterns

- **Preliminary stats indicate that overall larceny in 2025 registered at 2,818 incidents, 2% above the total in 2024.** The total of 2,818 larcenies reported in 2025 is also 20% above the five-year average of 2,344 incidents.
- **There were 307 larcenies from motor vehicles reported in 2025, up 6% (17 incidents) over 2024.** However, this total is still 14% below the five-year average of 358 incidents.
- **In 2025, there were 69 larcenies from the person reported in Cambridge, which is 19% (16 incidents) below 2024.** Twenty-three of the 69 incidents reported in 2025 took place in Central Square. Harvard Square saw the second most with 16 incidents.
- **There were 189 larcenies from buildings reported in 2025.** This total is 20 incidents (10%) below 2024 and five incidents (3%) below the five-year average of 194. There were no defined patterns of this crime type in the city in 2025.
- **Larcenies from residences rose 83 incidents (19%) from 444 in 2024 to 527 in 2025.** Package thefts have made up the majority of this crime type in recent years due to the increased volume of deliveries that began during the pandemic and have continued ever since. Package thefts accounted for 368 of the 527 larcenies from residences (or 70%) in 2025.
- **There were 427 larcenies of bicycles reported in 2025. This total is 74 incidents (15%) below the 2024 total and is 114 incidents (21%) below the five-year average of 541.** The top neighborhood for bike thefts in 2025 was North Cambridge with 80 incidents, followed by East Cambridge with 60.

Percent Change

Last 4 Weeks

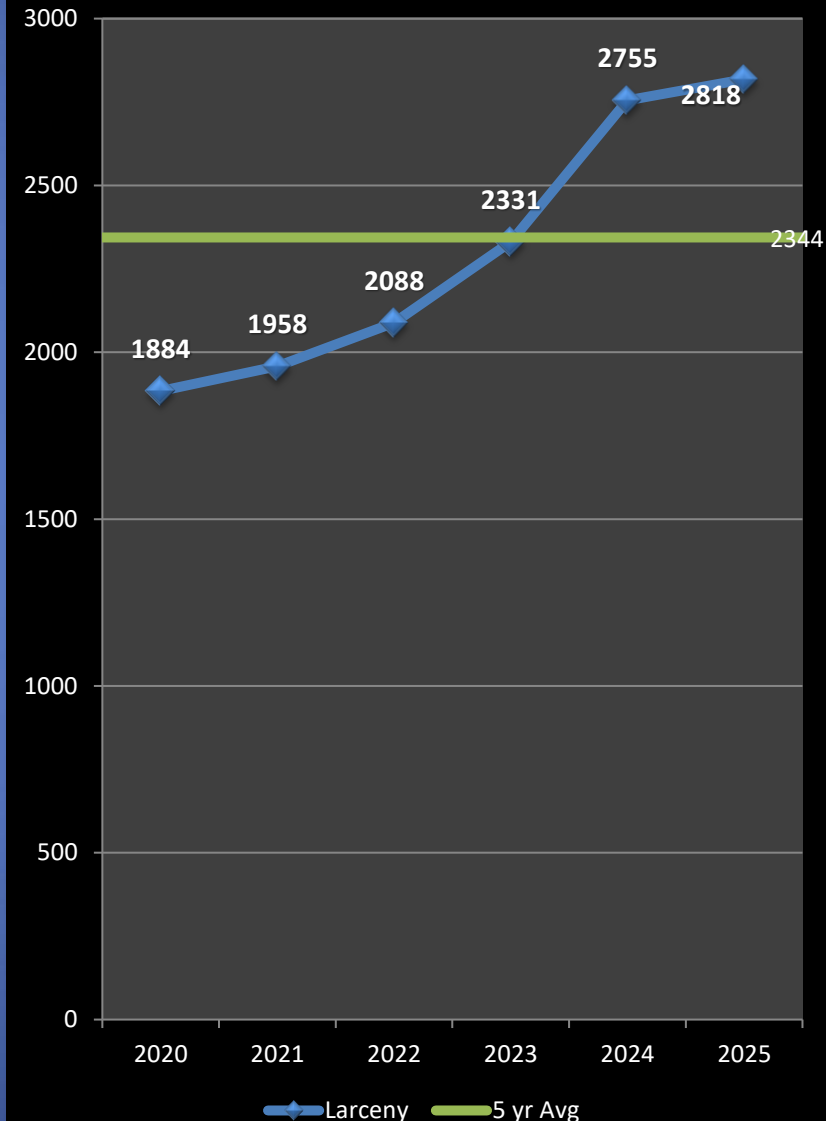
-28%

Previous Year

+2%

5-Year Average

+20%





LARCENY From MV

No Patterns

- There were 307 larcenies from motor vehicles reported in 2025, up 6% (17 incidents) over 2024. However, this total is still 14% below the five-year average of 358 incidents.
- The neighborhoods with the most larcenies from motor vehicles in 2025 were North Cambridge with 68 incidents, followed by Mid-Cambridge with 40, Riverside with 32, and Cambridgeport with 31.
- Comparing the last four weeks (December 2025) to the previous four (November 2025), there was a 50% decrease in larcenies from motor vehicles, with 13 fewer incidents reported.
- Of the 307 incidents reported in 2025, 147 vehicles (48%) were entered via unlocked doors and 126 vehicles (41%) were entered by unknown means.
- A new trend emerged in Cambridge in 2025. During the month of July, the Honda "H" emblem was reported stolen from at least four Honda CRVs across the city. In August, September, and October, there was one additional incident reported each month. It is believed that thieves are targeting the radar sensor that is accessible behind the emblem. There were no additional incidents reported in November or December

Percent Change

Last 4 Weeks

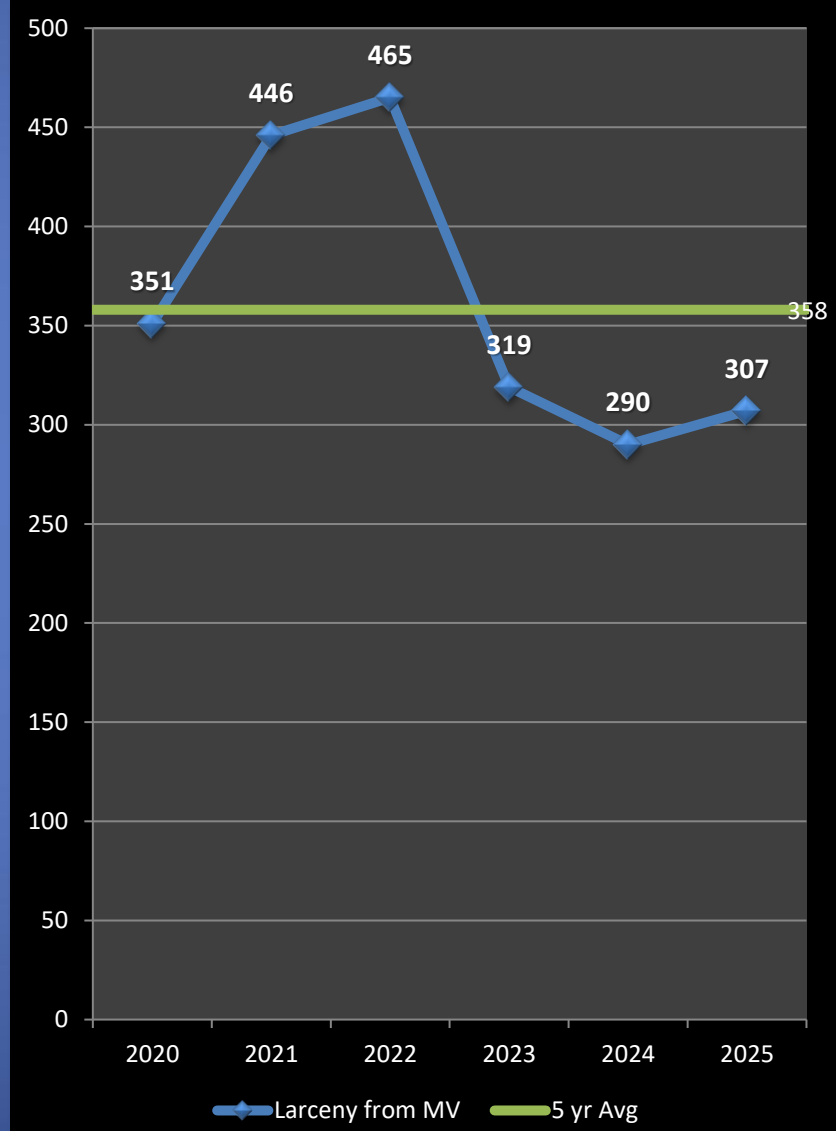
-50%

Previous Year

+6%

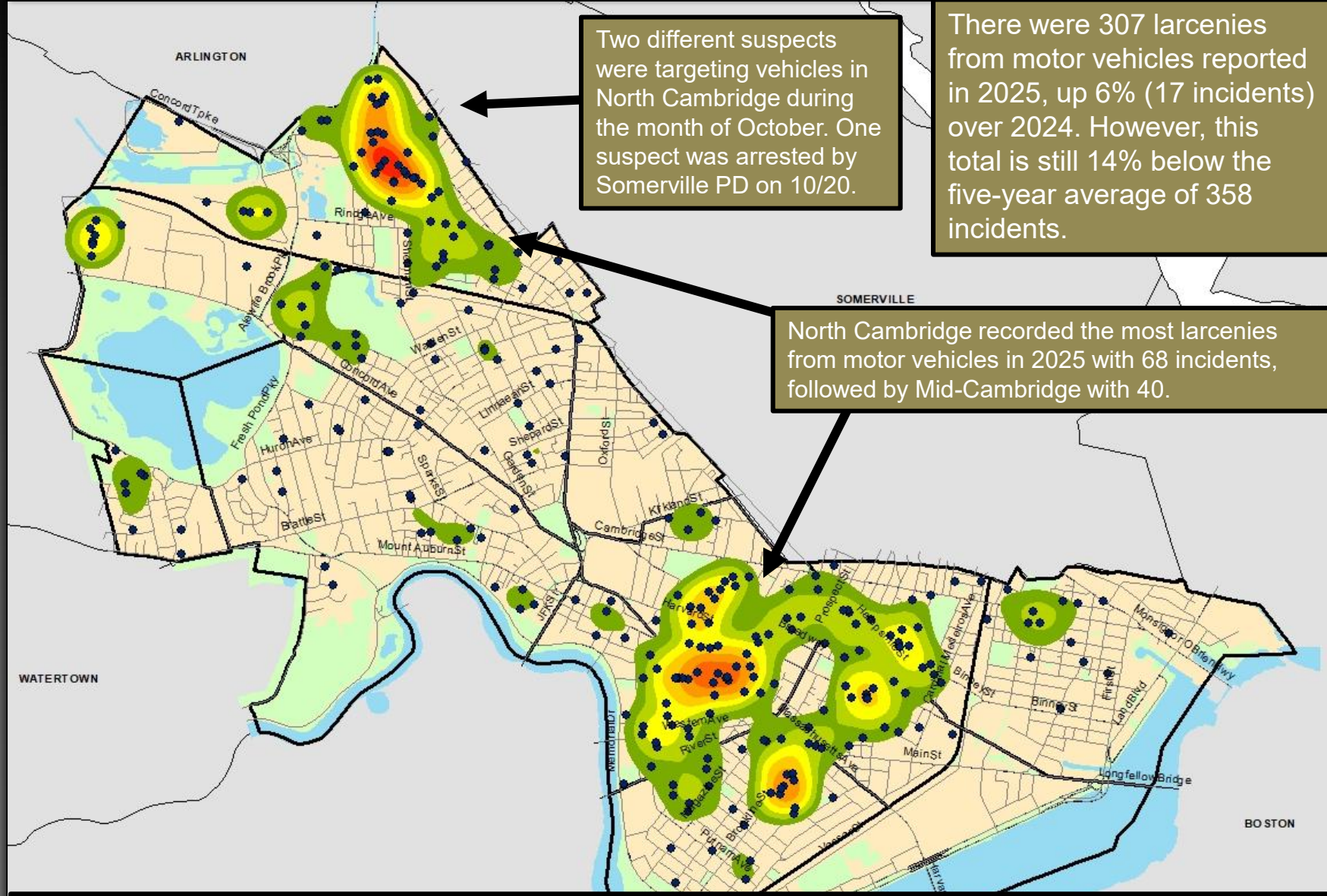
5-Year Average

-14%





Geographic Breakdown of Larceny from Motor Vehicles: 1.1.25 – 12.31.25





LARCENY of Bicycle

No Patterns

- There were 427 bicycle thefts reported citywide in 2025, down 15% from the 501 reported during the year of 2024. The 2025 total was also 21% (114 incidents) below the five-year average of 541.
- The most recent four weeks (December 2025) saw a 56% decrease in bike thefts when compared with the previous four weeks (November 2025), with 18 fewer thefts reported in December. We expect monthly totals to remain low into the new year as the cold weather persists.
- 219 bike thefts (or 51% of all citywide thefts in 2025) occurred south/east of Harvard Square.
- Of the 427 bike thefts reported in 2025, 332 (78%) were reportedly locked at the time of the theft.

Top Neighborhoods for Bike Theft in 2025:

Neighborhood	YTD Total	% Citywide
North Cambridge	80	19%
East Cambridge	60	14%
Mid-Cambridge	43	10%
Riverside	37	9%
Peabody	35	8%
Cambridgeport	33	8%

Percent Change

Last 4 Weeks

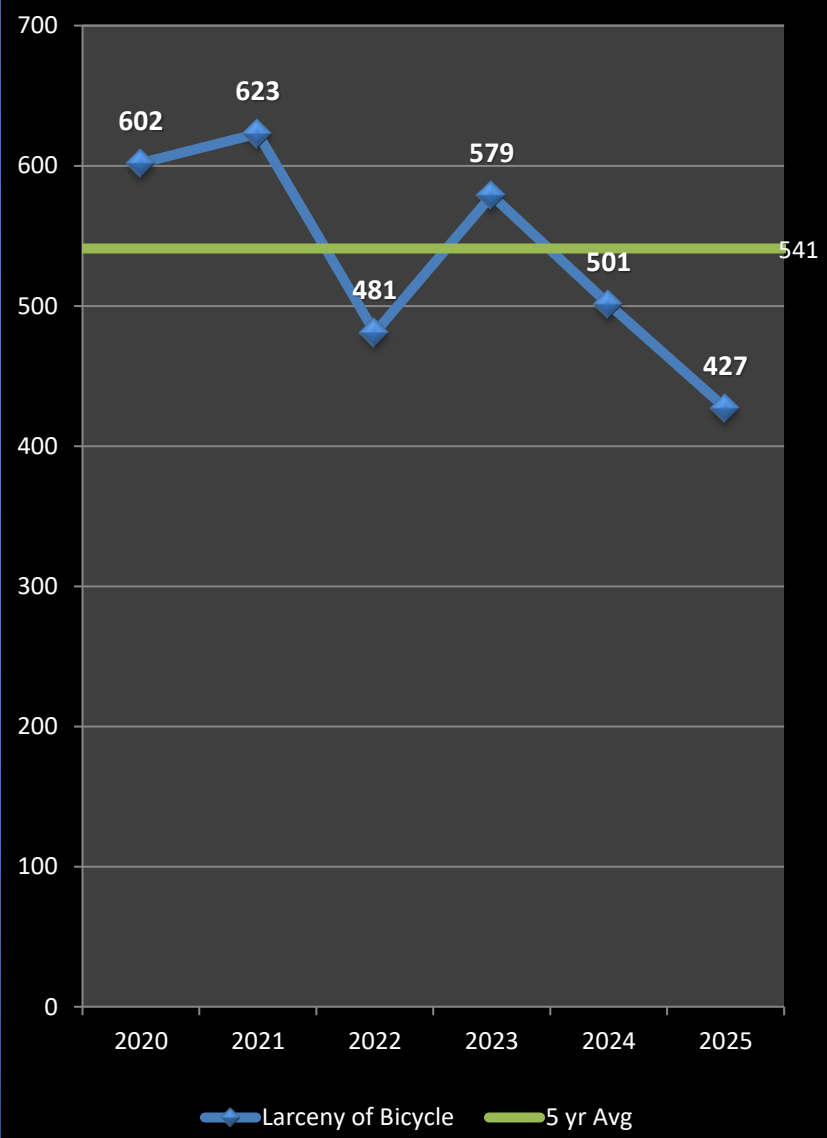
Previous Year

5-Year Average

-56%

-15%

-21%

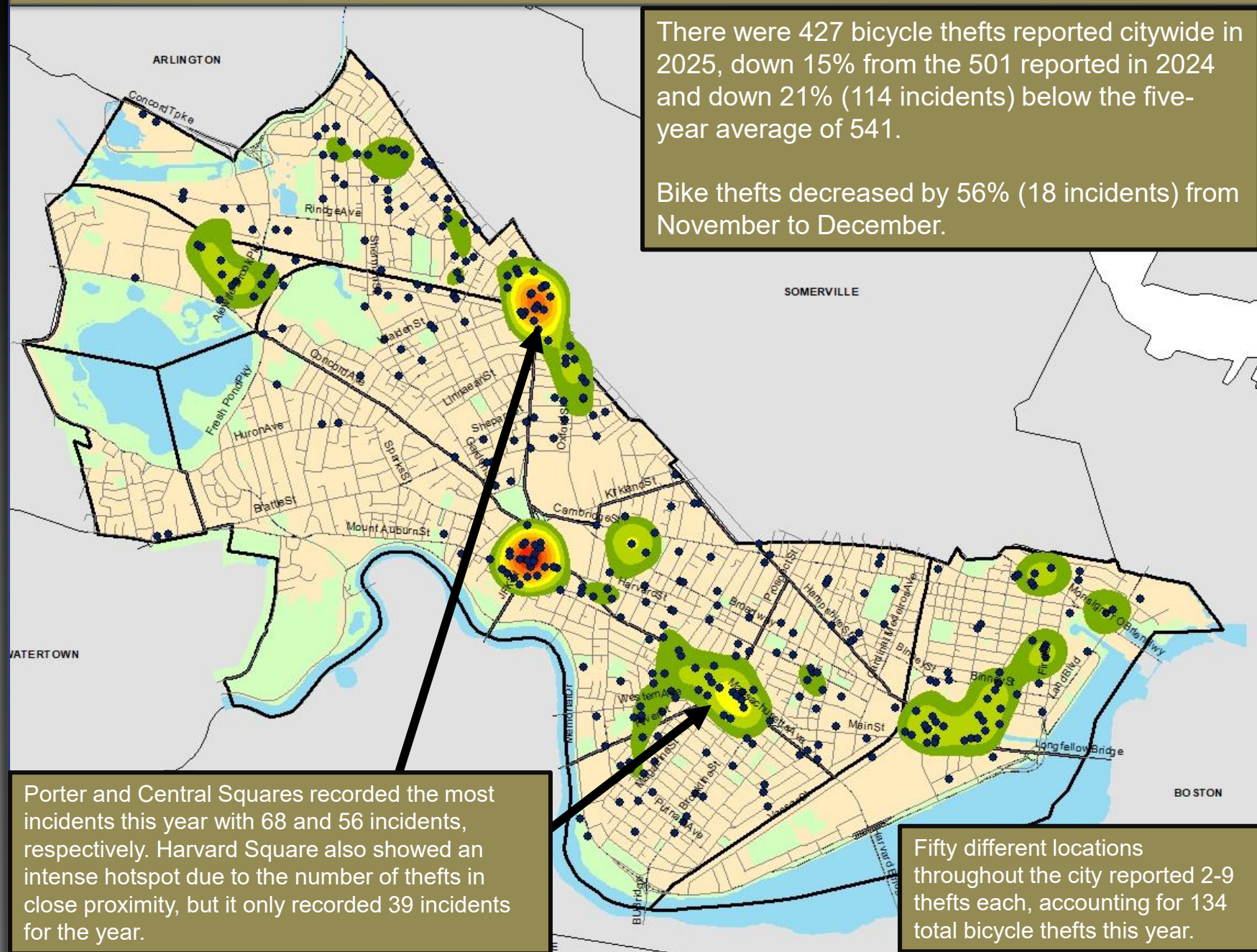




Geographic Breakdown of Bicycle Thefts: 1.1.25 – 12.31.25

There were 427 bicycle thefts reported citywide in 2025, down 15% from the 501 reported in 2024 and down 21% (114 incidents) below the five-year average of 541.

Bike thefts decreased by 56% (18 incidents) from November to December.



Porter and Central Squares recorded the most incidents this year with 68 and 56 incidents, respectively. Harvard Square also showed an intense hotspot due to the number of thefts in close proximity, but it only recorded 39 incidents for the year.

Fifty different locations throughout the city reported 2-9 thefts each, accounting for 134 total bicycle thefts this year.

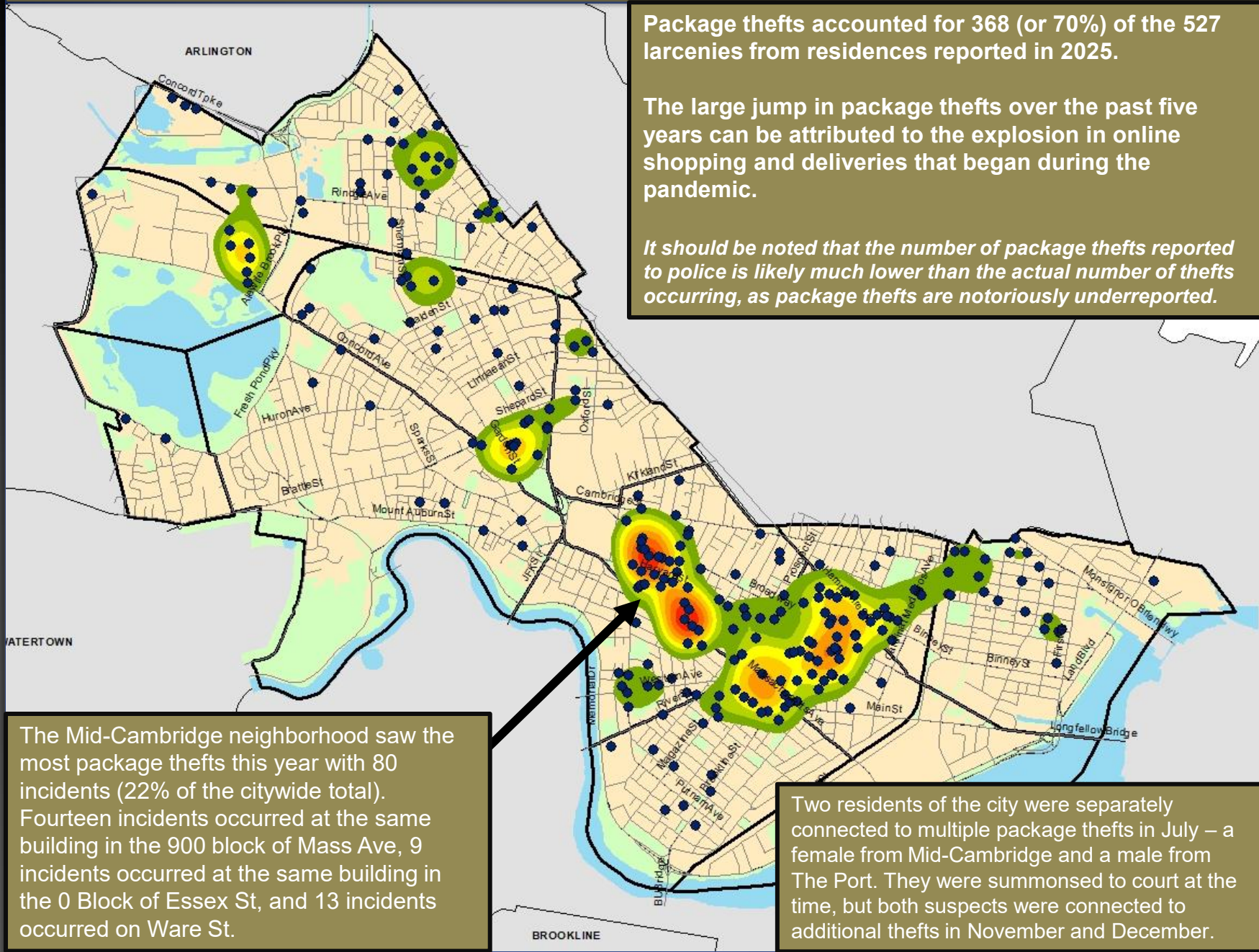


Geographic Breakdown of Package Thefts: 1.1.25 – 12.31.25

Package thefts accounted for 368 (or 70%) of the 527 larcenies from residences reported in 2025.

The large jump in package thefts over the past five years can be attributed to the explosion in online shopping and deliveries that began during the pandemic.

It should be noted that the number of package thefts reported to police is likely much lower than the actual number of thefts occurring, as package thefts are notoriously underreported.



The Mid-Cambridge neighborhood saw the most package thefts this year with 80 incidents (22% of the citywide total). Fourteen incidents occurred at the same building in the 900 block of Mass Ave, 9 incidents occurred at the same building in the 0 Block of Essex St, and 13 incidents occurred on Ware St.

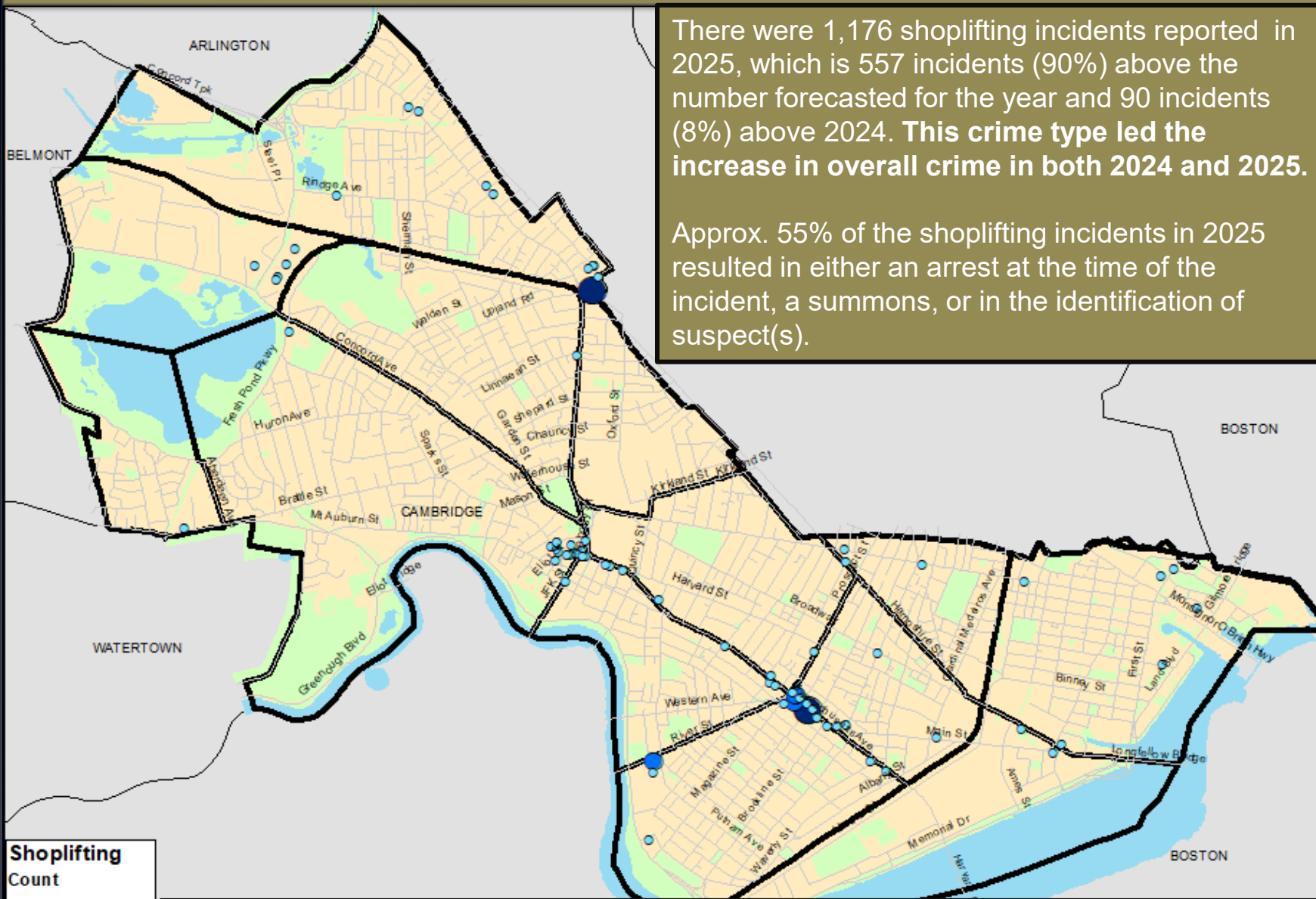
Two residents of the city were separately connected to multiple package thefts in July – a female from Mid-Cambridge and a male from The Port. They were summonsed to court at the time, but both suspects were connected to additional thefts in November and December.



Geographic Breakdown of Shoplifting: 1.1.25 – 12.31.25

There were 1,176 shoplifting incidents reported in 2025, which is 557 incidents (90%) above the number forecasted for the year and 90 incidents (8%) above 2024. **This crime type led the increase in overall crime in both 2024 and 2025.**

Approx. 55% of the shoplifting incidents in 2025 resulted in either an arrest at the time of the incident, a summons, or in the identification of suspect(s).



Shoplifting Count

- 1 - 50
- 51 - 150
- 151 - 278

Target in Central Sq saw the most shoplifting incidents in 2025 with 278 thefts, followed by the Target in Porter Square with 214, and the Walgreens on River St with 70 incidents. There are 16 locations citywide that reported more than 10 instances of shoplifting in 2025.



AUTO THEFT

No Patterns

- The five-year weighted average for auto thefts is 122, and with 86 reported in the 2025, Cambridge experienced a decrease of 30% below the expected total. Auto thefts also decreased by 9% (nine incidents) when compared with 2024.
- Both the most recent four weeks (December 2025) and the previous four weeks (November 2025), saw three auto thefts each.
- The neighborhood breakdown for auto theft totals in 2025 is as follows: Cambridgeport – 18; The Port – 16; West Cambridge – 12; Riverside and East Cambridge – 8 each; North Cambridge and Peabody - 7 each; Mid-Cambridge and Highlands – 4 each and Inman/Harrington – 2.
- Eighteen of the 86 auto thefts reported so far this year (or 21%) involved a situation where the operator left the vehicle unlocked and/or running in order to deliver a package or grab food. When the victim returned, the vehicle was gone.
- Thirty-two of the 86 motor vehicles stolen in 2025 have been recovered to date, with one involving an arrest at the time of the recovery.

Percent Change

Last 4 Weeks

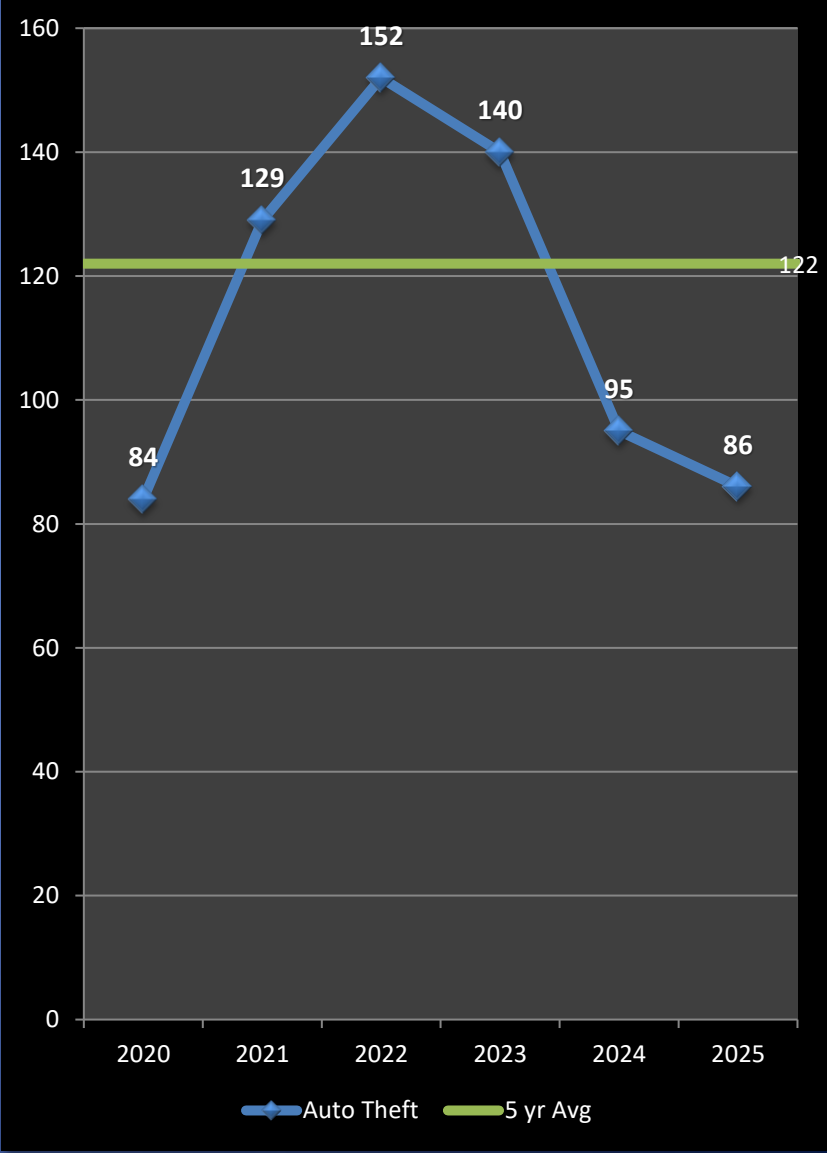
Previous Year

5-Year Average

0%

-9%

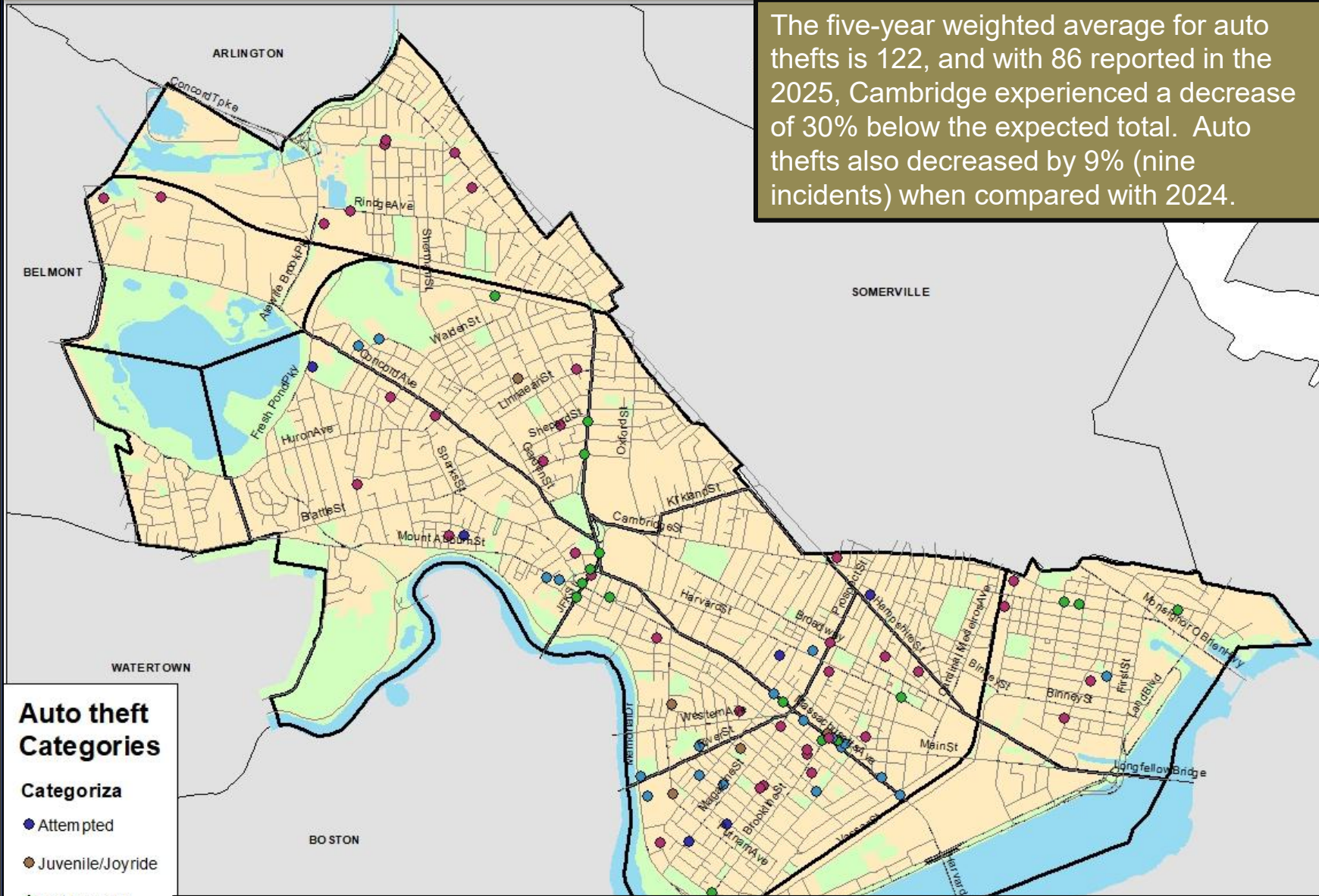
-30%





Geographic Breakdown of Auto Thefts: 1.1.25 – 12.31.25

The five-year weighted average for auto thefts is 122, and with 86 reported in the 2025, Cambridge experienced a decrease of 30% below the expected total. Auto thefts also decreased by 9% (nine incidents) when compared with 2024.



- Auto theft Categories**
- Categoriza**
- Attempted
 - Juvenile/Joyride
 - Left Running
 - Two-Wheeled
 - Unknown

Over the past two years, there has been an increase in auto thefts involving vehicles left running, particularly in areas where delivery drivers park quickly to pick up restaurant orders, only to find their car gone when they exit the establishment. There were 18 reports of this nature reported in 2025.



Help Prevent Crime

And keep yourself informed!

To receive information from the CPD:

- Sign up with for the **Cambridge Alert Network**, to receive alerts about emerging crime patterns, neighborhood meetings, and crime prevention tips, by visiting www.CambridgeMa.gov/AlertNetwork.
- “Like” the Cambridge Police Department on Facebook at www.facebook.com/CambridgePolice
- Follow [@CambridgePolice](https://twitter.com/CambridgePolice) on Twitter.
- Visit our website at www.CambridgePolice.org for valuable information and reports including the Daily Log and BridgeStat, which is published on the first Friday of every month.
- Download our “MyPD” smartphone app at www.CambridgePolice.org/MyPD.

To Share Information with the CPD:

- Call our Non-Emergency Telephone Number at **617-349-3300**.
 - Every call for service generates a police response, so help drive our resources by reporting things that seem suspicious or out of the ordinary.
- Send an Anonymous TEXT-A-TIP:
 - Send an ANONYMOUS text message to **Tip411 (847411)**. Begin your message with Tip650 and then type your message. You will receive a response from the Cambridge Police with the option to continue communicating. Please remember that this is not a replacement for 9-1-1. **If you witness an emergency situation, please call 9-1-1 immediately.**
- Send an Anonymous Crime Tip E-Mail at www.CambridgePolice.org/Tips