



Cambridge Police Department BridgeStat

March 4th, 2010



Cambridge Police BridgeStat

Cambridge Part I Crimes

CRIME INDEX: FEBRUARY - 2011

BridgeStat – February 2011



Part I Stats: Totals

	January 1 – February 21			Change*
	2010	5-Year Avg	2011 YTD	
Violent Crime Total	49	56	44	-21%
Property Crime Total	344	414	295	-29%
Total Part 1 Crimes	393	470	339	-28%

** Unless otherwise indicated, where a percent change is noted in this document it is measured by comparing the YTD total to a 5-year weighted average (where more recent years are weighted more heavily).*



Part I Stats: Violent Crime

Crime	January 1 – February 21				4 Week Snapshot		
	2010	Avg	YTD	Change	12/28-1/24	1/25-2/21	Change
Murder	0	0	0	0%	0	0	0%
Rape	3	3	6	100%	5	1	-80%
Robbery	16	22	10	-55%	7	7	0%
-Commercial Robbery	1	3	1	-67%	2	1	-50%
-Street Robbery	15	19	9	-53%	5	6	20%
Aggravated Assault	30	32	28	-13%	10	18	80%



Part I Stats: Property Crime

Cambridge Police BridgeStat

Crime	January 1 – February 21				4 Week Snapshot		
	2010	Avg	YTD	Change	12/28-1/24	1/25-2/21	Change
Burglary	34	67	57	-15%	37	25	-32%
-Housebreaks	29	55	45	-18%	25	25	0%
-Commercial Breaks	5	12	12	0%	12	0	-100%
Larceny	295	323	224	-31%	132	115	-13%
-Larceny from Building	47	55	51	-7%	25	34	36%
-Larceny from MV	103	126	56	-56%	36	23	-36%
-Larceny from Person	47	46	28	-39%	15	19	27%
-Larceny from Residence	24	22	32	45%	19	15	-21%
-Larceny of Bicycle	13	8	5	-38%	1	4	300%
-Shoplifting	53	53	36	-32%	28	11	-61%
-Miscellaneous Larceny	8	14	16	14%	8	9	13%
Auto Theft	12	22	13	-41%	7	6	-14%



Crime in Cambridge: 1/1/11 to 2/21/11

- **Serious crime fell 14% when compared with the first seven weeks of 2010, and is a dramatic 28% below the 5-year weighted average during this same time period.**
 - The high snow totals presumably had a major effect in curtailing thefts from motor vehicles, larceny from persons and shoplifting, all of which propelled the downward spiral of property crimes.
- There have been 49 fewer **property crimes over the first 52 days of 2011** to record a **14% decrease** when compared with last year. **Violent incidents** are down **10%** when measured with the 2010 figures.
 - Both violent and property crime registered significant declines (**-21% and -29%, respectively**) when measured against the 5-year weighted average for the first 7 weeks of the year.
- The decline of **larceny from motor vehicles ballooned to 56%** below the 5 – year weighted average for this target crime between 1/1/11 and 2/21/11. There were **47 fewer thefts** from vehicles over the first 7 weeks of 2011 than last year. **Larceny from persons** were also **down close to 40%** when compared with 2010 figures.



Cambridge Police BridgeStat

Cambridge Part I Crimes

INDEX CRIME DETAILED REVIEW



MURDER

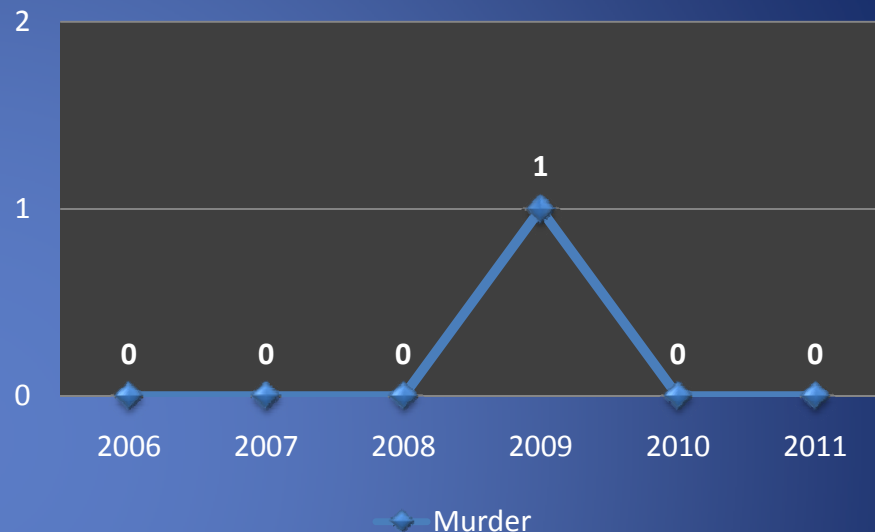
Change from 2010

0%

Change from 5 yr Average

0%

- For only the 4th time in the last 50 years, there were no murders recorded in Cambridge in 2010. Prior years without a homicide being reported in Cambridge were 1985, 2004 and 2007.
- The last homicide to occur in Cambridge was 18 months ago in June, 2009.
- The annual average murder rate in Cambridge since 1990 has fallen to approximately 2 per year.
- 15 of the 17 murders in Cambridge since 2000 have been cleared by arrest.





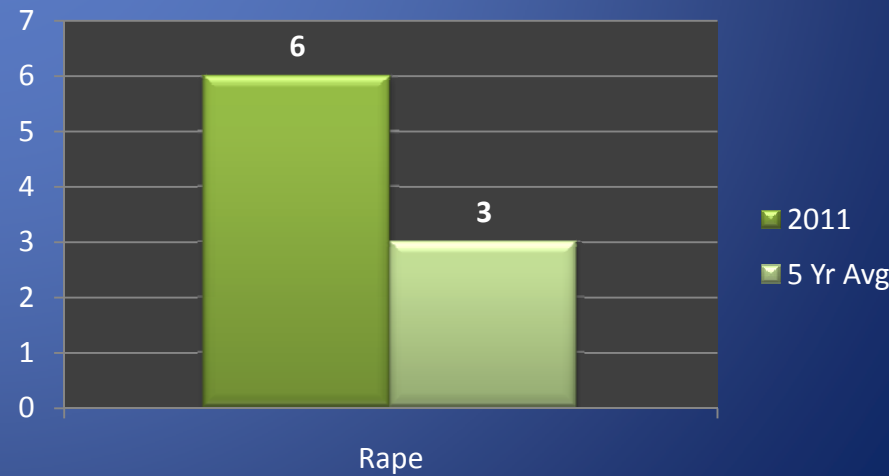
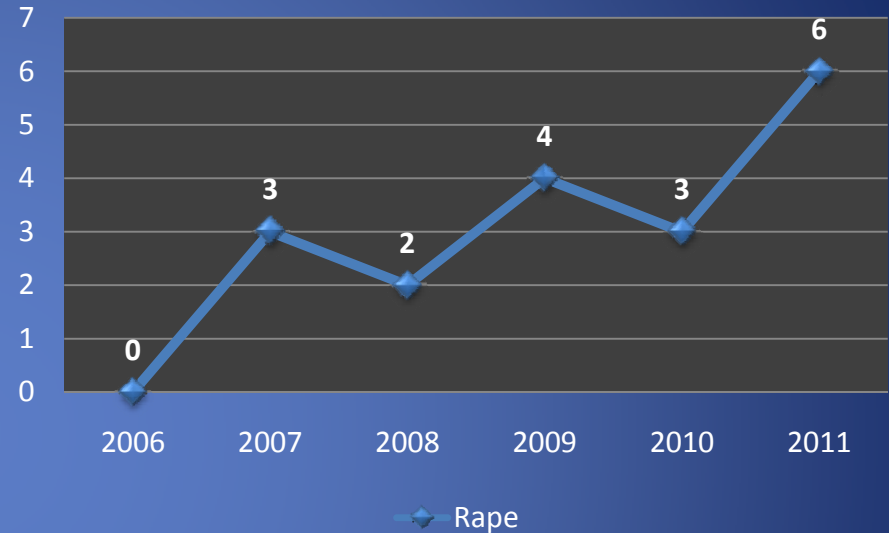
RAPE

No Patterns

Change from 5 yr Average

100%

- There were 6 sexual assaults reported in the first 7 weeks of 2011.
 - 3 of the incidents occurred prior to this year and 1 is a past incident from the mid-1990s.
- **None of the 6 recorded rapes in January 2011 were classified as stranger-to-stranger crimes.**
 - 5 of the incidents involved acquaintances.
 - 1 was a domestic situation.
- Recent increases in the reporting of rapes over the past 3 years in Cambridge can partly be attributed to a surge in domestic and acquaintance incidents where a minor has been involved.
 - This trend continues over the first 2 months of 2011.





RAPE

- The increases in the reporting of rapes over the past 3 years can partly be attributed to a surge in domestic and acquaintance incidents where a minor has been involved. The FBI reports that the rate for forcible rapes on the National level was estimated at 59.1 offenses per 100,000 female inhabitants.
- The Cambridge Police Department cautions that a significant portion of rapes go unrecorded, making the validity of statistics uncertain.
- The Cambridge Police Department takes reports of rapes very seriously and encourages all victims to report these crimes to police by calling **9-1-1** or speaking with investigators at **617-349-3370** or by e-mail at Lclarke@CambridgePolice.org.



Rape

What can we do?

Police Response Strategy:

- When stranger to stranger rapes occur, CPD will send out alerts to affected neighborhoods via our Citizen Observer Service.
 - People can sign up to receive alerts via email and/or text message
- **The Boston Area Rape Crisis Center is available at (617) 492-8306.**
 - The Rape Crisis Center supports a 24-hour hotline, support groups, one-on-one counseling, and community education programs. All its services are free.
- **The Cambridge Police Department offers a *Rape Aggression Defense (R.A.D.)* course** for women seeking to learn how to physically protect themselves against rape and other forms of violence.
 - The course is free and is taught by a certified R.A.D. instructor. For more information, call the Cambridge Police Department's Community Relations Department at **(617) 349-3236**.

Citizen Response Strategy:

- **Be aware of your surroundings when walking down the street. Walk briskly and confidently.**
- **At night, try to avoid walking alone, particularly after 9:00 p.m. Stick to main streets** with as much car and foot traffic as possible.
 - Avoid public parks, areas with excessive trees and bushes, dark streets and alleys, and other "shortcuts."
- **Keep an arm's length away from strangers.**
 - If you think someone suspicious is approaching you or following you, cross to the other side of the street and head for the nearest public place.
- **Know which stores and other public places are open along your route and try to vary your route frequently.**
- **Know the full name of each person you date,** his/her occupation, and where he/she lives.
- **Never invite a person whom you have met on the street,** in a bar, or in another public place to be alone with you.
- **If you are a victim of rape, report the crime.**
 - Counseling, shelters, and other services are available for you, and you may prevent another person from being victimized.



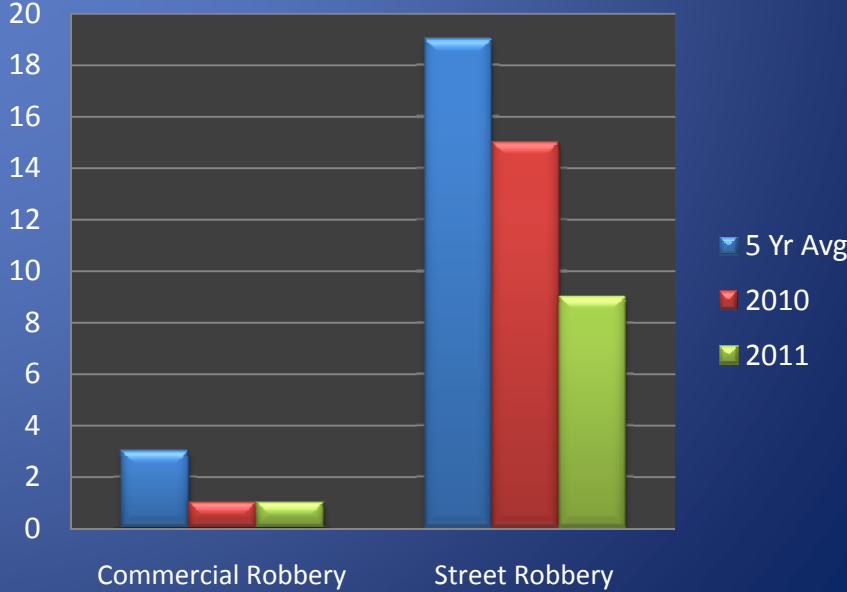
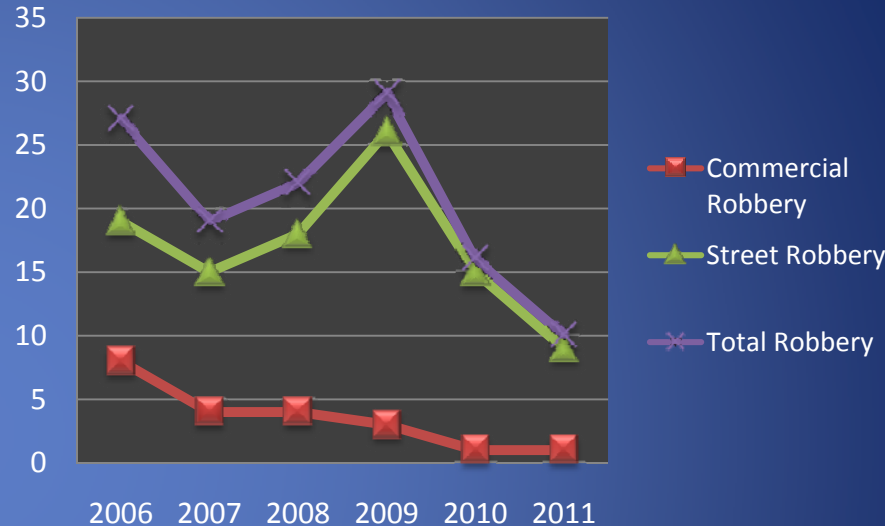
ROBBERY

No Patterns

Change from 5 yr Average

-55%

- **Total Robbery** dropped from a 5-year average of 22 incidents YTD to 10 incidents through 2/21/11, which translates to a **55% decrease**.
 - The total of only 3 robberies in a month is the lowest for this crime in recent memory.
- While major commercial robbery patterns were identified in Boston and in Eastern Mass in January, **there has been only 1 incident in Cambridge since the last week in December.**
- **Street Robbery** has recorded a **53% decline** from the 5-year average. 9 street robberies since Christmas is a remarkably low number for Cambridge when placed in context with previous years.
- A trend that has been identified has been the involvement of juveniles in recent incidents in Area IV and Riverside.
 - **2 recent incidents have occurred where female victims were robbed at knife point.**





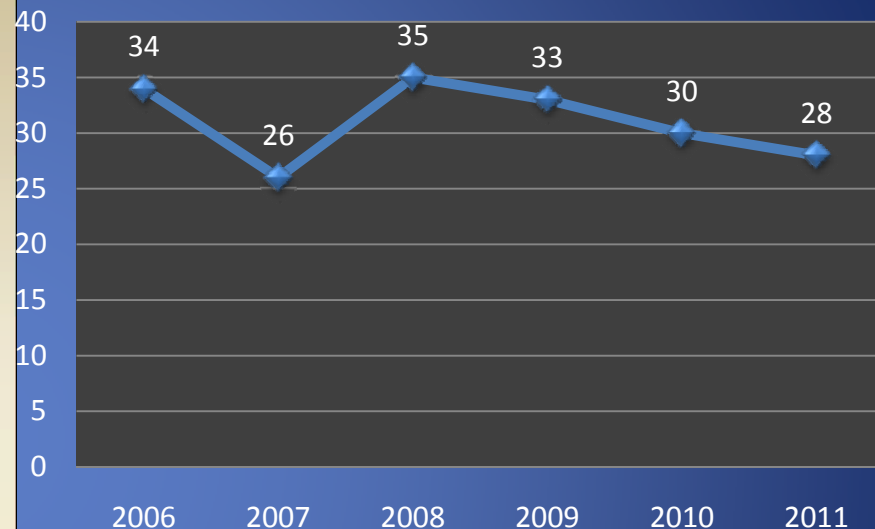
AGGRAVATED ASSAULT

No Patterns

Change from 5 yr Average

-13%

- There were 2 fewer aggravated assaults over the first 7 weeks of 2011 when compared with the same time frame in 2010.
 - A measurement against the 5-year average for this violent crime translates to a **13% decline**.
- The 2 most serious Aggravated Assaults to occur in Cambridge so far in 2011 were:
 - An exchange of gunfire near Clifton and Dudley Street on the night of 1/27/11.
 - A shooting that may be related occurred on Pine Street on 2/19/11.
 - **In both instances, no one was injured and no victims have come forward.**
- A trend of assaults on weekends when bars are closing in Harvard & Central Squares has been identified.

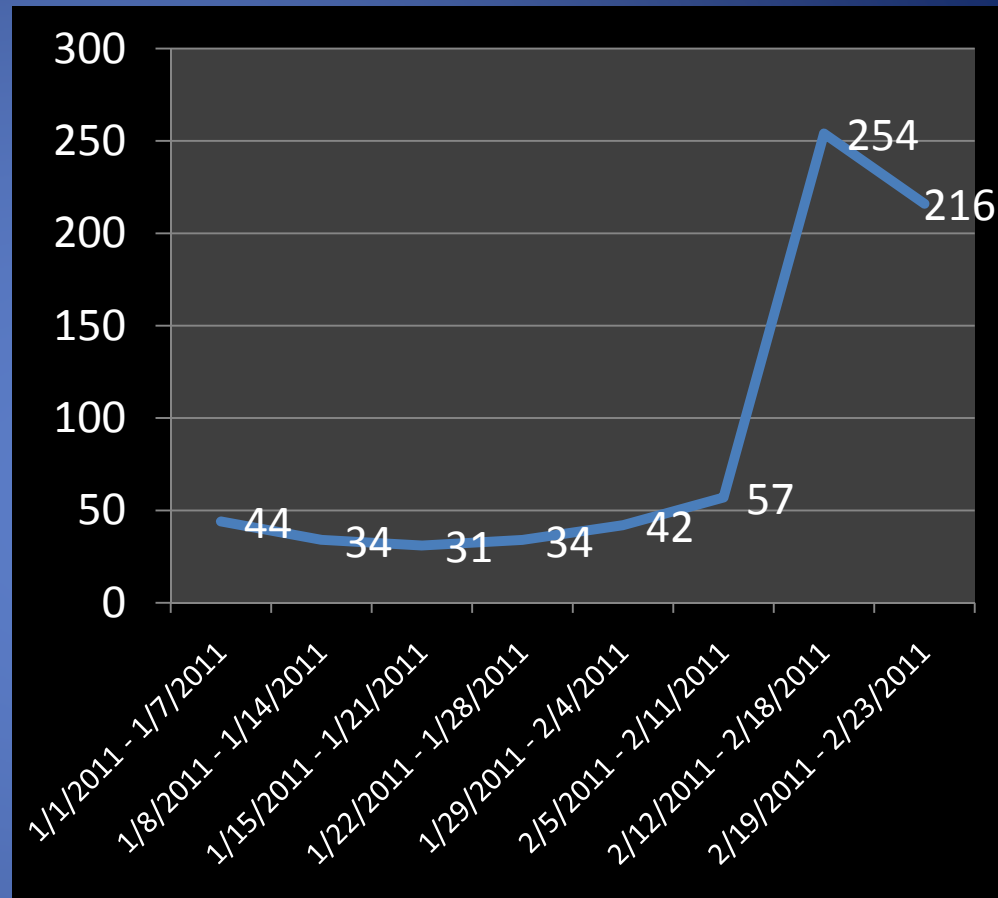




North Cambridge Response

Cambridge Police BridgeStat

- Since the gunshots that occurred on Clifton Street in late January and the subsequent Neighborhood Sergeants Meeting that was held in early February, the Cambridge Police Department has made a concerted effort to increase its presence in the area where the gunshots occurred.
- This activity is meant to both reassure residents and aid police in gathering valuable intelligence to help prevent incidents like this from occurring in the future.
- **The increase in police patrols has developed valuable leads from residents and resulted in a number of drug-related arrests.**



This graph shows the number of Directed Patrols in the reporting areas encompassing Rindge Ave (west of Cedar St), Walden Square Road, and Lincoln Way developments.



Aggravated Assault

What can we do?

Police Response Strategy:

- In response to the City Council and concerns voiced by residents of North Cambridge:
 - Cambridge Police held a Neighborhood Sergeants Meeting for residents of North Cambridge to have their questions and concerns addressed
 - A follow-up meeting has been scheduled for Tuesday, March 8th at the Cornerstone Co-Housing at 175 Harvey Street.
 - The Cambridge Police Department drafted a detailed response to a City Council Order where we outlined our response
 - Directed Patrol activity has been increased in the area
- When a similar incident occurred in Area IV on 2/19, a Citizen Alert was sent out to notify residents.

Citizen Response Strategy:

- Most crimes of this nature that occur in Cambridge are not random.
 - Typically occur between people known to each other.
- To prevent and solve these crimes, the most helpful thing you can do is provide the police with any information you may have:
 - Call our Anonymous Crime/Drug Tip Hotline at **617-349-3359**.
 - Send an Anonymous Text-A-Tip to **Tip411 (847411)**. Begin your message with Tip650 and then type your message. You will receive a response from the Cambridge Police with the option to continue communicating. *Please remember that this is not a replacement for 911. If you witness an emergency situation, please call 911 immediately.*
 - Send an Anonymous Crime Tip E-Mail by filling out the form and submitting it at http://www2.cambridgema.gov/cpd/contact/mailform.cfm?email_id=101.

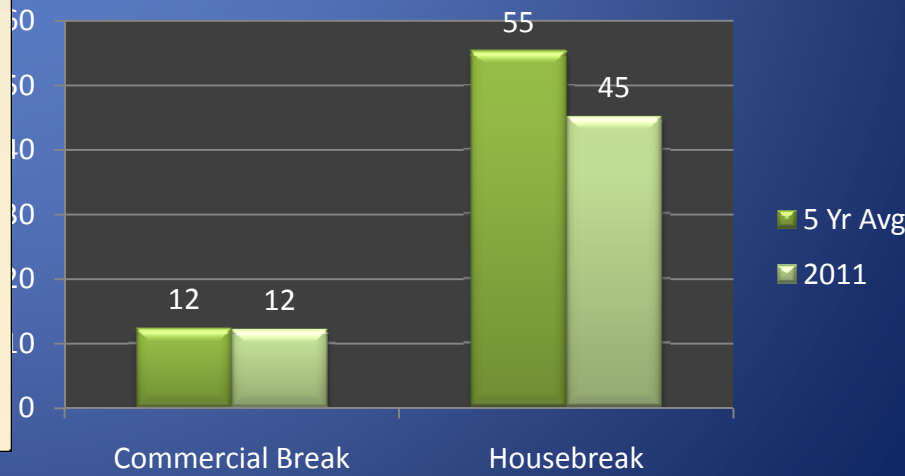
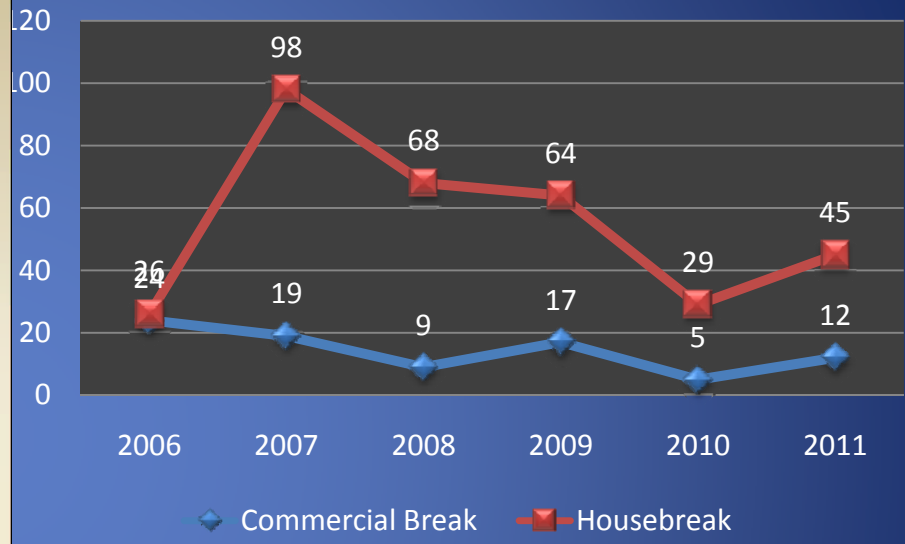


BURGLARY

Change from 5 yr Average

-18%

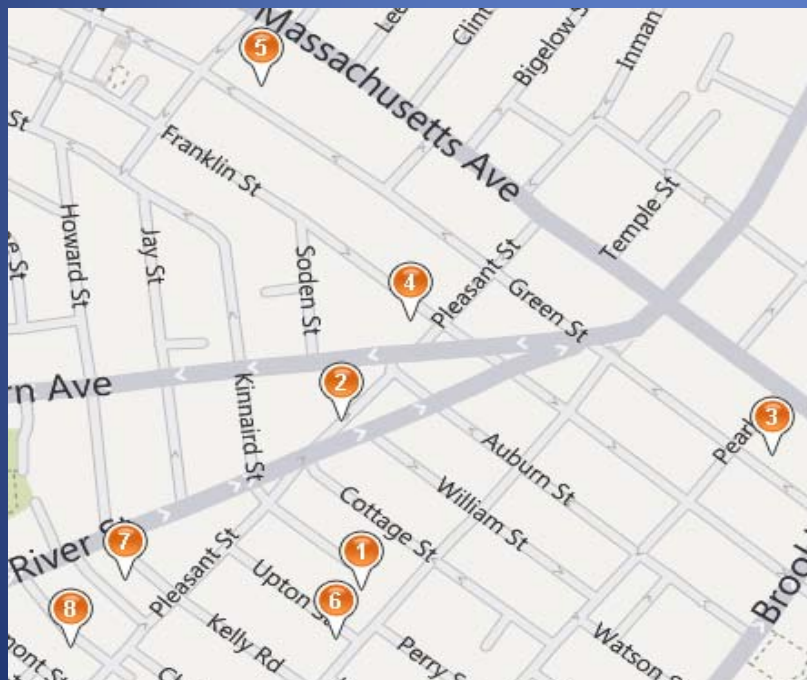
- Total Burglary, the combination of residential and commercial burglary, **decreased by 15 % when compared to the 5-year average.**
- Housebreaks have recorded a **significant increase from 29 incidents over the first seven weeks of last year to 45 breaks during the same time frame for 2011 .**
 - Further analysis reveals that last years total was uncharacteristically low due to the factor that all housebreak activity was confined to Somerville for the first quarter of the year.
- **Commercial Breaks increased by 7 incidents compared to the first 7 weeks of 2010.**
 - A possible pattern of commercial breaks in to restaurants in Central Square on weekend nights was monitored but never fully materialized.



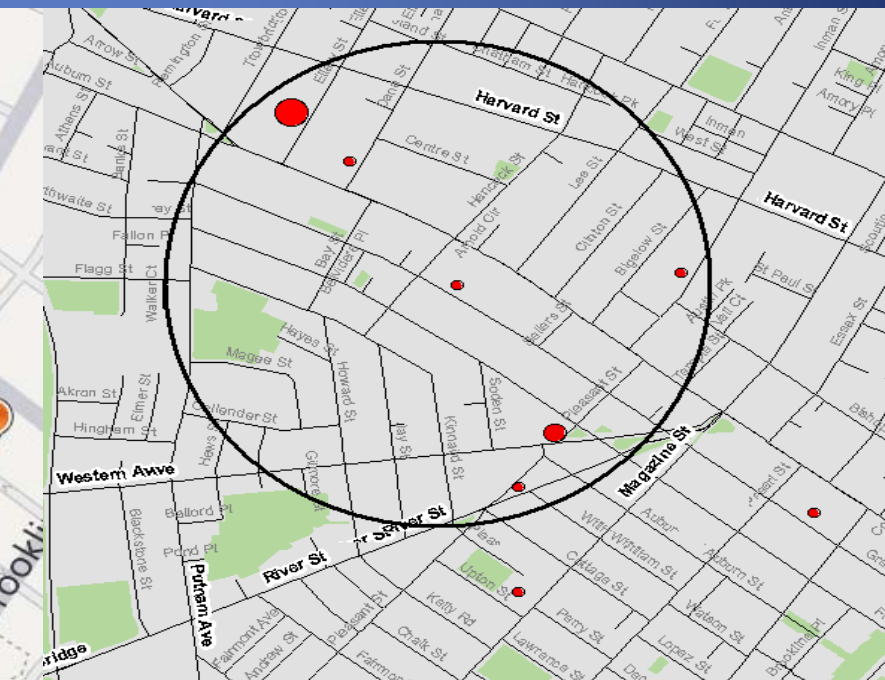


Housebreak Patterns

- This series of incidents on the border of Riverside and Cambridgeport was the only solid housebreak pattern identified over the first 7 weeks of 2011.
 - The pattern commenced on 1/6/10 and ran through 2/10/11 with 13 possibly related breaks recorded.
- At the same time there was a set of daytime breaks (earlier in the day) in Mid-Cambridge with multiple breaks on Ellery and Hancock Streets.



Riverside / Cambridgeport Pattern



Mid-Cambridge Series



Housebreak Pattern Review

Cambridge Police BridgeStat

- There were multiple breaks between on Magazine Street, Pleasant Street, Rockwell Street, and Green Street.
 - It is entirely possible that multiple daytime breaks Ellery, Inman, and Hancock Streets are connected to this pattern.
- Entry was gained in the majority of these crimes by prying open rear and side windows.
 - Laptops, other small electronic items, and jewelry were the prime targets.
- On 2/10/11, undercover units initiated overtime shifts in the target area between 4:00 PM and 8:00 PM.
 - There has not been a break reported in Sector 3 or MidCambridge since that date.



Housebreaks

What can we do?

Cambridge Police BridgeStat

Police Response Strategy:

- Directed Patrols were increased in the area.
- Undercover surveillance was conducted.
- A Riverside Neighborhood Sergeants meeting has held on February 24th.
 - A Citizen Alert was sent out advertising this meeting.
- An email was sent to Area 4 residents addressing recent housebreaks.
- Community Relations Officers flyered apartment buildings and residences in the area and contacted all housebreak victims to offer Residential Security Surveys free of charge.
 - **To request a Residential Security Survey, please contact Community Relations at 617-349-3236.**
- Due to police vigilance of this emerging pattern, it appears at the present time that this activity has ceased in the neighborhood.

Citizen Response Strategy:

- Citizens are asked to take the following precautions to protect themselves, their homes, and their belongings from burglaries:
 - Try **“casing”** your own home,
 - **ALWAYS lock your doors and windows.** Many housebreaks have occurred through open windows or unlocked doors.
 - **Leave a light on** when you leave.
 - Install motion sensor lights.
 - **NEVER** prop open the door or let someone in behind you
 - **Be vigilant.** If you suspect suspicious activity, please report it to the police immediately by calling **617-349-3300.**
 - **Document serial numbers** of all electronics and take pictures of all valuables.
 - **Request a Residential Security Survey** from the Cambridge Police Department. For more info, please call **(617) 349-3236.**
- For more info on how to protect yourself from housebreaks, visit <http://bit.ly/biEdvk>



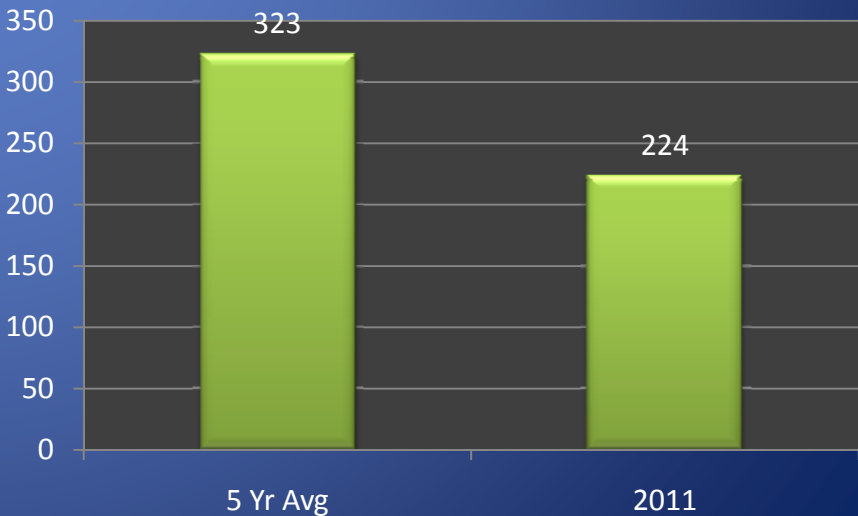
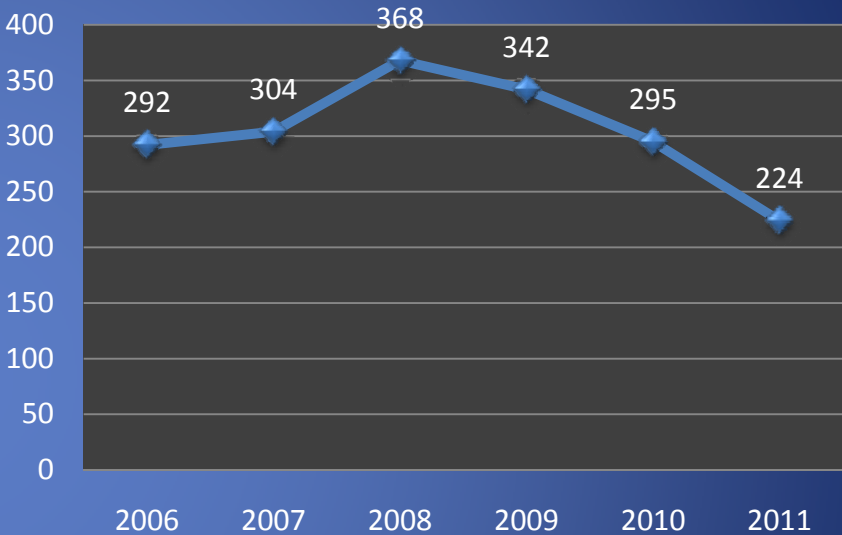
LARCENY

No Patterns

Change from 5 yr Average

-31%

- Overall, larceny **decreased by 24 % when compared with January of 2010 and 31% when measured against the 5-year weighted average for the first seven weeks of the year.**
 - There were nearly 100 fewer larcenies counted than the average for this time frame since 2006.
- For the second January in a row, larceny from motor vehicles were down significantly (**47 fewer crimes**), a **56% reduction**, when compared against the weighted average for the month.
- There are no identifiable patterns for any of the larceny types at the present time.
 - Dippers/pickpockets remain scarce in Harvard Sq. Larcenies from persons have been cut nearly in half compared to previous years.





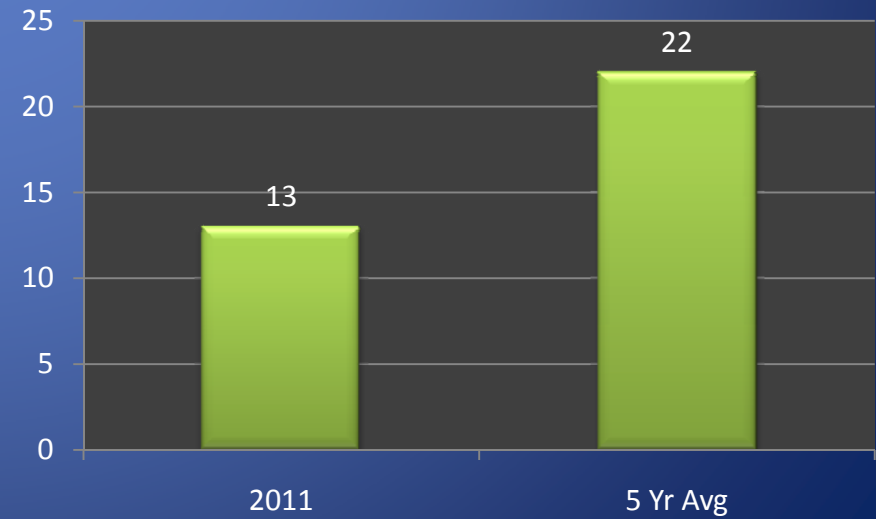
AUTO THEFT

No Patterns

Change from 5 yr Average

-41%

- The 5 year weighted average for auto theft for the first 7 weeks of the year is 22 incidents. There were only 13 reported in Cambridge for this time period in 2011.
- There are no identifiable auto theft patterns at the present time.
- 10 of the 13 cars stolen in 2011 were taken from the lower half of the City.
- The Auto Theft total in Cambridge in 2010 was at a 50-year low.





Cambridge Police BridgeStat

REGIONAL / NATIONAL ISSUES



National & Regional Crime Patterns/Trends

Cambridge Police BridgeStat

National



Escalation in the Shooting of Law Enforcement Officers

Since the 20th of January 2011, there has been an escalation in the shooting of members in law enforcement in the United States. These shootings, however, have no apparent correlation and are not related to terrorism, anti-law enforcement groups, or gang-related activity. There have been five incidents in Miami, Detroit, Indianapolis, and St. Petersburg. All the shootings except for the incident in Detroit, Michigan, did not appear to be targeting law enforcement officials, but rather reacting to the shooters' encounters with law enforcement.

Greater Boston



Commercial Robberies – Convenience Stores & Gas Stations

A crew of armed robbers, possibly out of Boston, are believed to be responsible for a series of stick-ups at convenience stores connected to gas stations. Group may have been involved in over ten robberies in Boston, Randolph, Quincy and Somerville. Possibly ended with an arrest on 1/31/11 in Randolph. Cambridge has had one commercial robbery so far in 2011.

Eastern Mass.



ATM Burglaries

There has been a series of bank burglaries and stand alone ATM burglaries in Eastern Mass that has been an ongoing pattern for the last two years. Nothing similar has been reported in Cambridge.



Help Prevent Crime

And keep yourself informed!

Police Response Strategy:

To receive information from the CPD

- Sign up to receive Citizen Alerts of notable events & crimes by visiting <http://www.citizenobserver.com/cov6/app/group.html?id=2595> and following the simple instructions.
- “Like” the Cambridge Police Department on Facebook at www.facebook.com/CambridgePolice.
- Follow [@CambridgePolice](https://twitter.com/CambridgePolice) on Twitter.
- Visit our website at www.CambridgePolice.org for valuable information and reports including the Daily Log and **BridgeStat**, which is published on the first Friday of every month.

Citizen Response Strategy:

To Share Information with the CPD

- Call our Non-Emergency Telephone Number at **617-349-3300**.
- Send an Anonymous TEXT-A-TIP:
 - Send an ANONYMOUS text message to **Tip411 (847411)**. Begin your message with Tip650 and then type your message. You will receive a response from the Cambridge Police with the option to continue communicating. Please remember that this is not a replacement for 9-1-1. **If you witness an emergency situation, please call 9-1-1 immediately.**
- Send an Anonymous Crime Tip E-Mail at http://www2.cambridgema.gov/cpd/contact/mailform.cfm?email_id=101



Questions?

- BridgeStat is a work in progress and will evolve over time to include more detailed information.
- We welcome all questions, comments, and suggestions.
- Please direct your feedback to:
BridgeStat@CambridgePolice.org
- For more detailed analytical reports, please refer to the Publications page on our website:
http://www.cambridgema.gov/CPD/publications/crime_2010.cfm