



Cambridge Police Department BridgeStat

February 2024

Produced by the Crime Analysis Unit



Part I Total Crime

After months of reported increases in overall crime when compared to the previous year, an analysis of the serious crime statistics for the first two months of 2024 finally points to a slight decrease of 6% in the Part One index total for Cambridge when compared with the first two months of 2023. Through February 26 of 2024, there were 386 serious crimes reported in the City. For the same time period in 2023, the combined total for Murder, Rape, Robbery, Aggravated Assault, Burglary, Larceny & Auto theft was 411 incidents. Despite the decrease when compared to last year, a 6% rise in the crime index has still been registered when measured against the five-year average.

Further analysis of the crime totals for the first two months of 2024 indicates that violent crimes recorded a 14% decrease when compared to last year. There were zero homicides, seven rapes, 10 robberies, and 25 aggravated assaults recorded through February 26 of this year.

The numbers indicate that property crimes also saw a drop this month, declining 5% below the 2023 total for the first two months, with 18 fewer crimes reported in 2024. Despite a 105% increase in housebreaks and a 67% rise in shoplifting incidents, sizeable reductions in every other property crime category were the key trend indicators that have finally driven down the property crime index.

When analyzing the serious crime totals of February 2024 versus the previous month of January 2024, there was a decrease of 10% in the number of index incidents, with 19 fewer crimes reported.

An analysis of the final end-of-the-year serious crime statistics for Cambridge in 2023 points to a sizable increase of 12% in the Part One index total for Cambridge when compared with 2022. There were 3,232 serious crimes reported in the City throughout 2023, while in 2022, the serious crime total was 2,894 incidents. When measured against the five-year average, a 24% rise in the crime index was registered in 2023.

	<u>4 Week Snapshot</u>			<u>Year to Date</u>			<u>Five Year</u>	
	1/2/24 - 1/29/24	1/30/24 - 2/26/24	Change	2023	2024	Change	Avg	Change
Total Violent Crime	22	17	-23%	49	42	-14%	43	-2%
Total Property Crime	176	162	-8%	362	344	-5%	321	7%
Total Part I Crime	198	179	-10%	411	386	-6%	364	6%



Part I Property Crime

Analysis of property crime totals for the first two months of 2024 reveals a 5% decrease when measured against the same time frame in 2023 and a 7% rise above the five-year average of 321.

Almost all of the property crime categories are now recording decreases when measured against the first two months of 2023. The most notable reductions—a 58% drop in larceny from motor vehicles, a 41% decline in larceny from buildings, and a 30% decrease in larceny of bicycles—were able to overcome substantial increases in housebreaks (+105%) and shopliftings (+67%) and result in an overall decrease for the time period when compared with the same time last year.

	4 Week Snapshot			Year to Date			Five Year	
	1/2/24 - 1/29/24	1/30/24 - 2/26/24	Change	2023	2024	Change	Avg	Change
Burglary	32	19	-41%	30	51	70%	30	70%
Commercial Break	5	1	-80%	8	6	-25%	6	0%
Housebreak	27	18	-33%	22	45	105%	23	96%
Larceny	136	138	1%	317	280	-12%	277	1%
Larceny (Misc)	4	3	-25%	14	7	-50%	10	-30%
Larceny from Building	18	5	-72%	39	23	-41%	36	-36%
Larceny from MV	15	11	-27%	64	27	-58%	66	-59%
Larceny from Person	7	8	14%	16	15	-6%	13	15%
Larceny from Residence	24	28	17%	55	52	-5%	58	-10%
Larceny of Bicycle	10	17	70%	40	28	-30%	37	-24%
Larceny of Plate	2	1	-50%	10	3	-70%	5	-40%
Larceny of Services	3	0	-100%	6	3	-50%	3	0%
Shoplifting	53	65	23%	73	122	67%	50	144%
Auto Theft	8	5	-38%	15	13	-13%	14	-7%
Total Property Crime	176	162	-8%	362	344	-5%	321	7%



Part I Violent Crime

From January 1st to February 26th of 2024, there were 42 violent crimes recorded in Cambridge, seven incidents (-14%) below last year's total of 49 incidents for the first two months and one incident (-2%) below the 43 crimes forecasted through February.

There have been seven rapes reported in Cambridge through February of 2024, which is up three incidents from 2023. The seven rapes thus far in 2024 have been categorized as three acquaintance assaults, two contact rapes, one domestic assault, and one blitz incident.

The trend observed during the past couple years of a high percentage of aggravated assaults and street robberies occurring in Central Square and on peripheral side streets has subsided with the colder weather and current construction in the area. Although three of the eight street robberies have taken place in the Central Square area, it is too early to tell if this will continue to be the hot spot that it has been in the past.

Shortly after midnight on November 23, 2023, officers responded to the area of 10 Magazine Street in Central Square. Two individuals with gunshot wounds were located and transported to a Boston hospital. One victim, 27-year-old Danasia Greene of Cambridge, was pronounced deceased at the hospital. The second victim, a 26-year-old male from Boston, was treated for non-life-threatening injuries. This incident marked the first homicide reported in Cambridge in over two years and the only homicide reported in the City in 2023. It remains under investigation at this time.

	4 Week Snapshot			Year to Date			Five Year	
	1/2/24 - 1/29/24	1/30/24 - 2/26/24	Change	2023	2024	Change	Avg	Change
Homicide	0	0	IN-CALC	0	0	IN-CALC	0	IN-CALC
Rape	3	4	33%	4	7	75%	3	133%
Robbery	3	4	33%	9	10	11%	11	-9%
Commercial Robbery	1	1	0%	6	2	-67%	4	-50%
Street Robbery	2	3	50%	3	8	167%	7	14%
Aggravated Assault	16	9	-44%	36	25	-31%	29	-14%
Total Violent Crime	22	17	-23%	49	42	-14%	43	-2%



MURDER

No Patterns

- No murders have been reported in Cambridge in 2024 through February 26th.
- Shortly after midnight on November 23rd, 2023, officers responded to the area of 10 Magazine Street in Central Square. Two individuals with gunshot wounds were located and transported to a Boston hospital. One victim, 27-year-old Danasia Greene of Cambridge, was pronounced deceased at the hospital. The second victim, a 26-year-old male from Boston, was treated for non-life-threatening injuries. This incident marked the first homicide reported in Cambridge in over two years and was the only homicide reported in the City in 2023.* It remains under active investigation at this time.
- There were no murders recorded in Cambridge in all of 2022. This has happened only three other times in the past 20 years—in 2004, 2007, and 2010.
- In the last reported homicide in Cambridge prior to the November 2023 incident, on Saturday 3/27/21, there was a fatal shooting that occurred at approximately 12:40 a.m. on Pemberton Street. The victim was reportedly located unconscious outside his vehicle by a passerby who called 911. The victim was transported to Mount Auburn Hospital where he later died. The victim has been identified as Xavier Louis-Jacques, 19, of Cambridge. The investigation is ongoing.

Please note: The 2023 figure excludes the fatal Cambridge Police officer-involved shooting of Sayed Faisal on January 4, 2023.

Percent Change*

Last 4 Weeks

0%

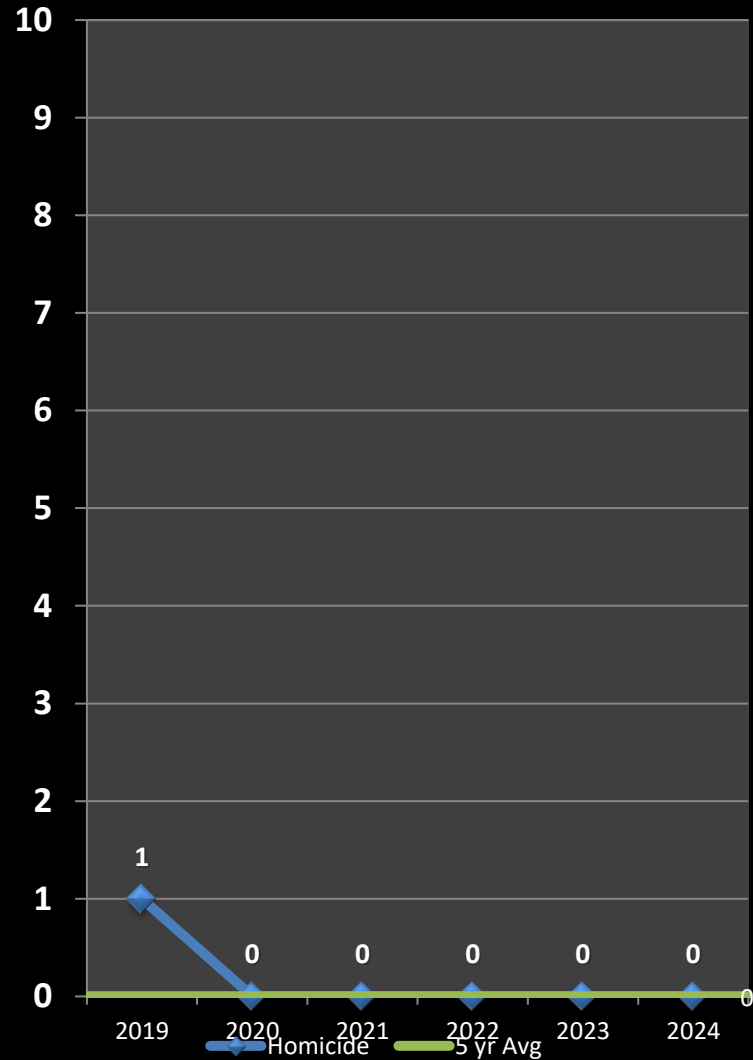
Previous Year

0%

5-Year Average

0%

*IN -CALC: Percentages are not calculated for numbers so small as to present a statistically misleading percentage.





RAPE

No Patterns

- There have been seven rapes reported in Cambridge through February of 2024. This is up three incidents from the four rapes reported during the same time frame in 2023.
- The seven rapes reported thus far in 2024 have been categorized as three acquaintance assaults, two contact rapes, one domestic assault, and one blitz incident.

2023 Review:

- Final counts indicate that there were 44 rapes reported in 2023, which is 5% (two incidents) above 2022 and 26% (nine incidents) above the five-year average.
- The 44 rapes in 2024 were categorized as 20 acquaintance assaults, 10 domestic incidents, 10 contact scenarios, and four blitz assaults.
- One of the domestic rapes and two of the acquaintance rapes in 2023 resulted in the arrest of the suspect at the time of the incident.
- The total number of reported rapes tends to fluctuate from year to year, but the number of stranger-to-stranger rapes reported each year in Cambridge—typically between one and ten—remains extremely low.

Percent Change*

Last 4 Weeks

+33%

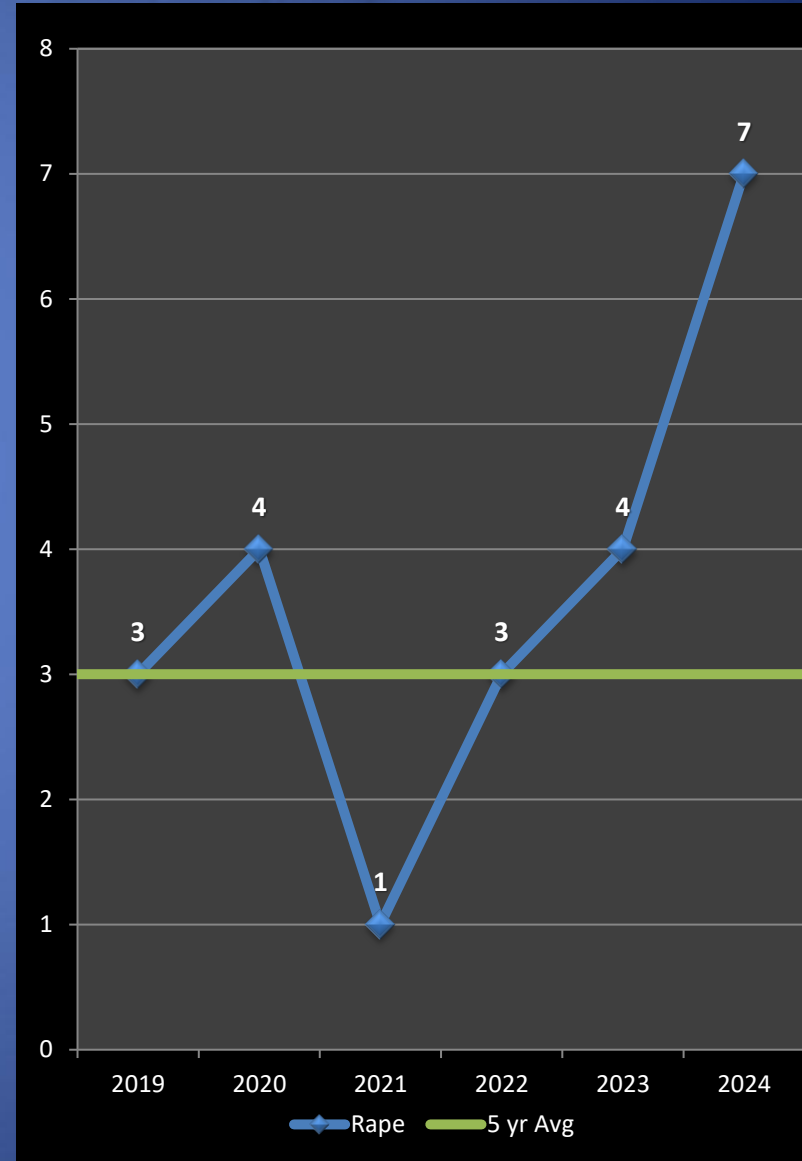
Previous Year

+75%

5-Year Average

+133%

*IN -CAL: Percentages are not calculated for numbers so small as to present a statistically misleading percentage.





AGGRAVATED ASSAULT

No Patterns

- The total of 25 aggravated assaults reported through February 26, 2024, is 11 crimes (-31%) below the total for 2023, and four incidents (-14%) below the five-year average of 29 crimes.
- The 25 aggravated assaults reported in 2023 were comprised of the following classifications: 11 domestic altercations; two each of the following: unprovoked scenarios; acquaintance assaults; juvenile-related assaults; workplace incidents; and shop owner/patron assaults; and one each of the following: psychotic episode; assault on police; traffic/parking related assault and landlord/neighbor assault.
- The trend observed during the past couple years of a high percentage of aggravated assaults occurring in Central Sq and on peripheral side streets has yet to surface in 2024. Only four of the aggravated assaults year to date were reported in Central Square.
- There have been two shots fired incidents reported in Cambridge through February 2024, with no injuries reported. Through the same time period in 2023, there was one confirmed shots fired incident, resulting in the non-fatal shooting of two victims on Washington St.

2023 Review:

- Final numbers indicate that there was a total of 315 aggravated assaults reported in 2023, which was 57 crimes (+22%) above the total for 2022, as well as 97 incidents (+44%) above the five-year average of 218 crimes.
- There were six confirmed shots fired incidents in Cambridge in 2023 (excluding the fatal officer involved shooting of Sayed Faisal on January 4, 2023). Three of these incidents resulted in the non-fatal shootings of four total victims. However, the incident on November 23, 2023, near Central Square resulted in both the non-fatal shooting of one victim and the fatal-shooting of a second victim. This incident marked the first homicide in Cambridge in over two years and the only homicide in 2023.

Percent Change

Last 4 Weeks

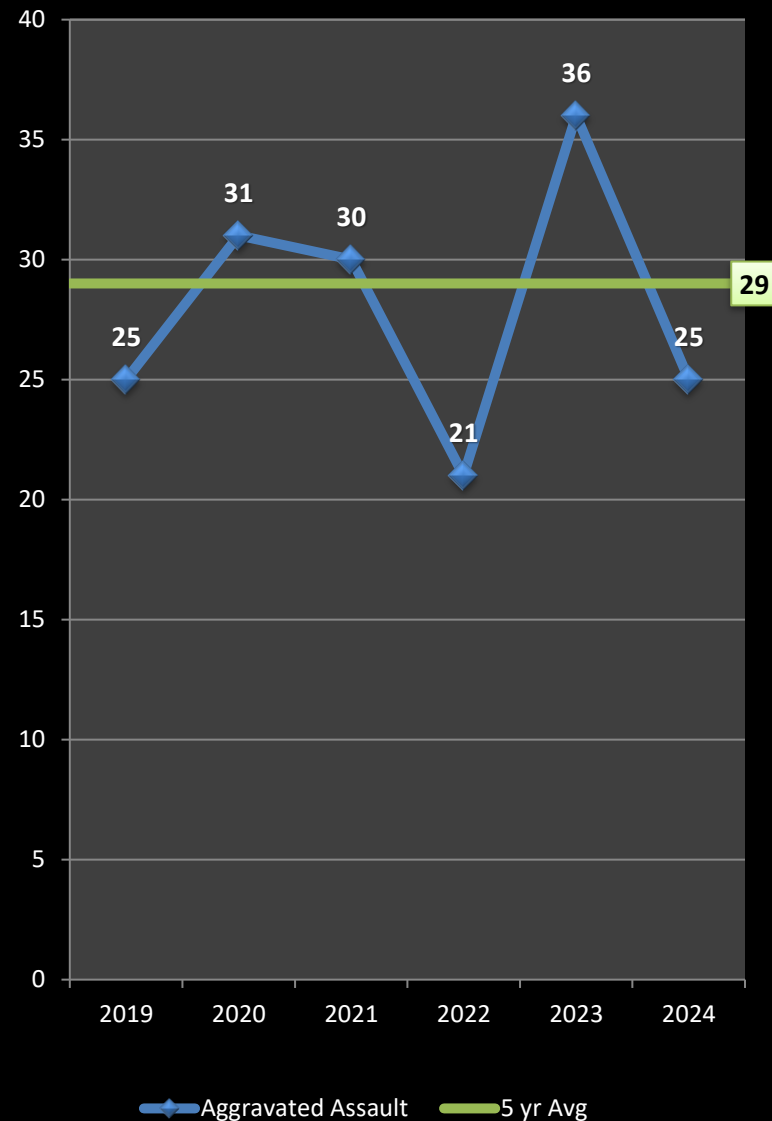
-44%

Previous Year

-31%

5-Year Average

-14%

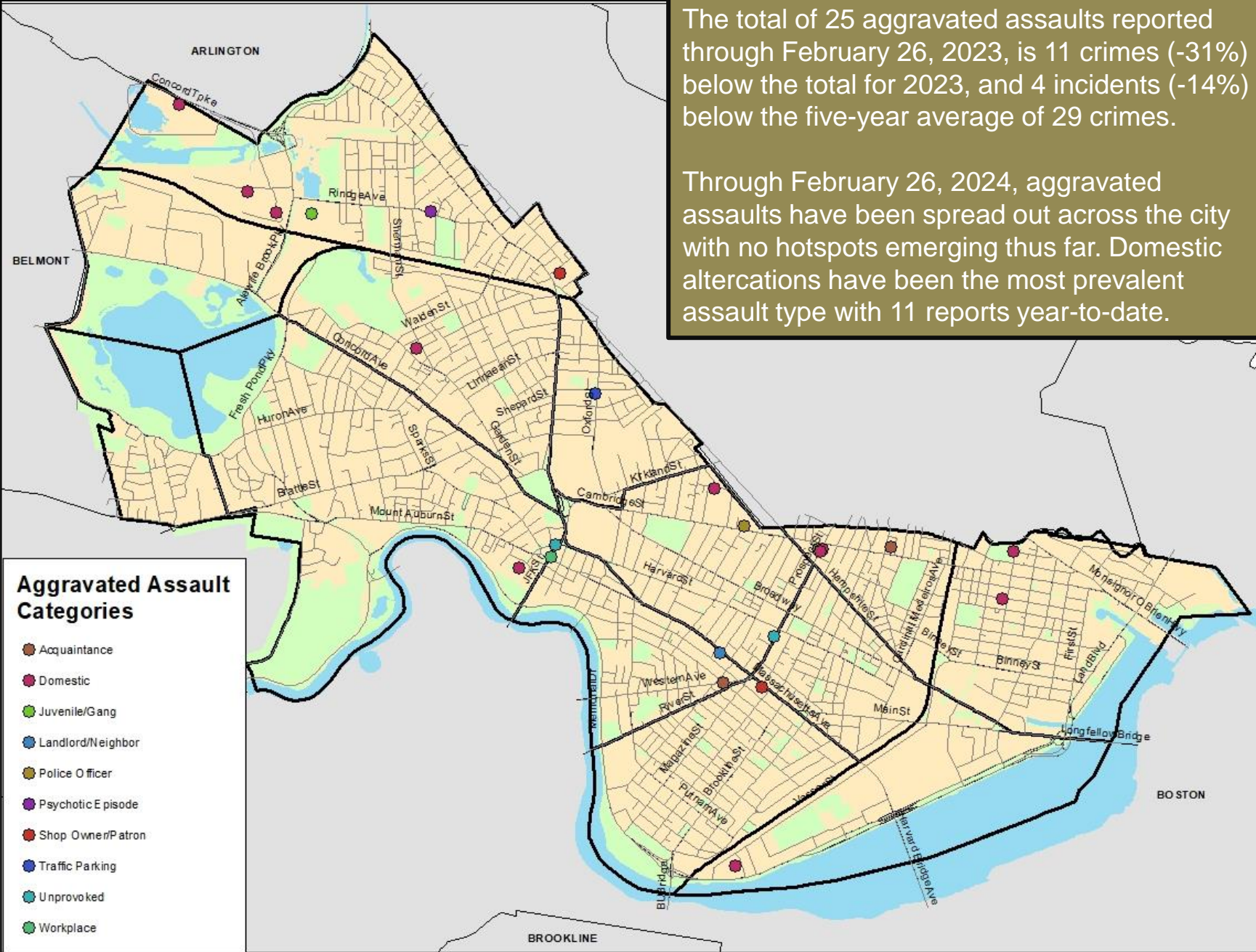




Geographic Breakdown of Aggravated Assaults: 1.1.24 – 2.26.24

The total of 25 aggravated assaults reported through February 26, 2023, is 11 crimes (-31%) below the total for 2023, and 4 incidents (-14%) below the five-year average of 29 crimes.

Through February 26, 2024, aggravated assaults have been spread out across the city with no hotspots emerging thus far. Domestic altercations have been the most prevalent assault type with 11 reports year-to-date.

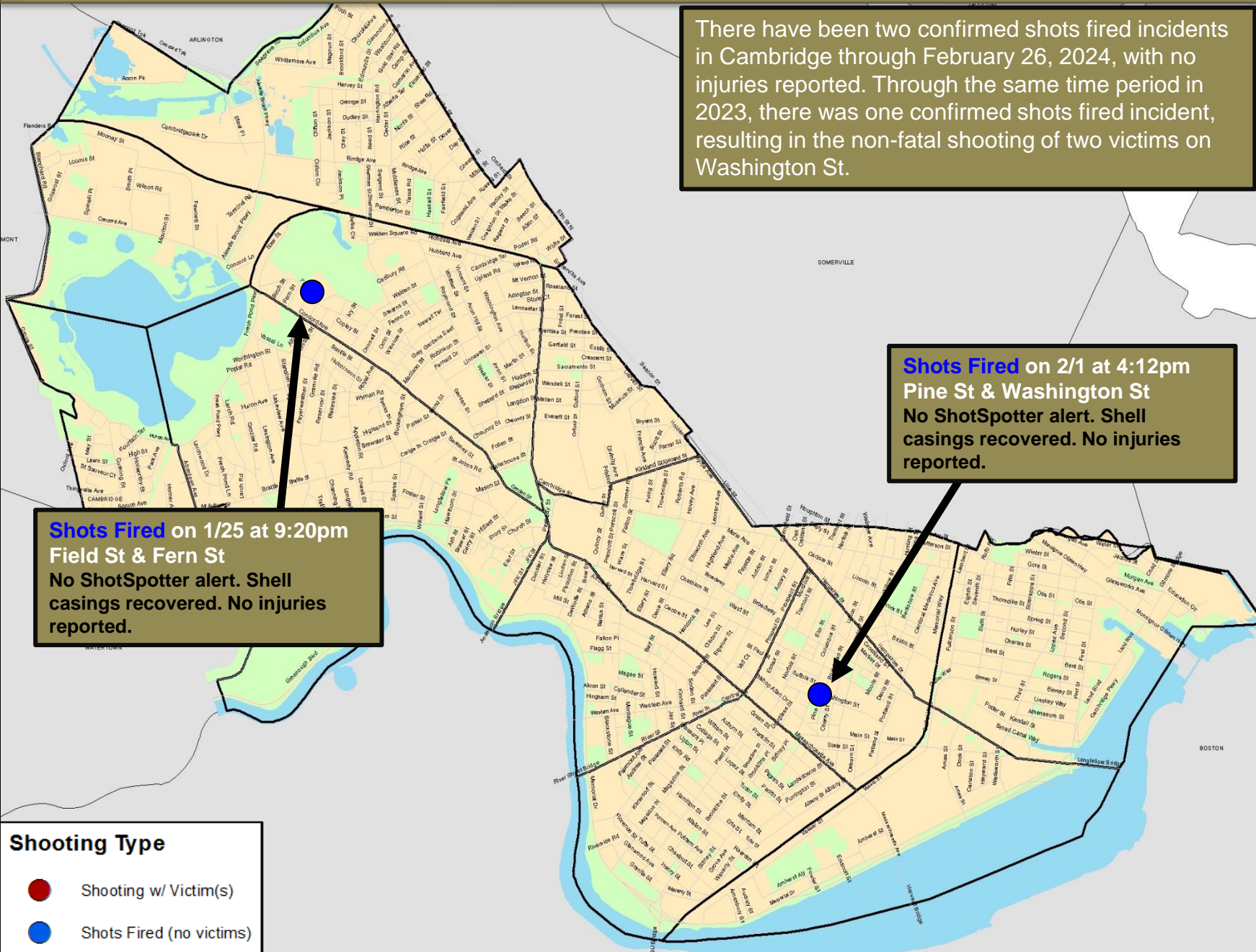




Confirmed Shots Fired and Shootings in Cambridge: 1.1.24 – 2.26.24

Cambridge Police BridgeStat

There have been two confirmed shots fired incidents in Cambridge through February 26, 2024, with no injuries reported. Through the same time period in 2023, there was one confirmed shots fired incident, resulting in the non-fatal shooting of two victims on Washington St.



Shots Fired on 1/25 at 9:20pm
Field St & Fern St
No ShotSpotter alert. Shell casings recovered. No injuries reported.

Shots Fired on 2/1 at 4:12pm
Pine St & Washington St
No ShotSpotter alert. Shell casings recovered. No injuries reported.

Shooting Type

- Shooting w/ Victim(s)
- Shots Fired (no victims)



Robbery

No Patterns

- The five-year average for overall robbery in Cambridge for the first two months of the year is 11 incidents. Through February 26th of 2024, 10 robberies were recorded, which translates to a 9% decrease below the projected total and an 11% incline above the nine robberies counted for the first two months of 2023.
- There have been two commercial robberies reported year-to-date in 2024. This total is down four incidents (-67%) from the six robberies reported through February in 2023 and is down two incidents (-50%) from the five-year average of four. The two robberies reported thus far in 2024 were unrelated, and one has resulted in an arrest.
- Street robberies year-to-date in 2024 are up five incidents (167%) from the three reported through this time in 2023 and up one incident (14%) over the five-year average of seven. None of the eight street robberies reported so far in 2024 are believed to be related.

2023 Review:

- The five-year average for overall robbery in Cambridge for the year was 80 incidents. In 2023, final numbers indicate that 128 robberies were recorded, which translates to a 60% increase above the projected total and a 33% incline above the 96 robberies counted in 2022.
- There were 34 commercial robberies reported in 2023. This total is 89% above the 18 reported last year and 113% above the five-year average of 16.
- The 94 street robberies reported in 2023 were up 21% over the 78 reported in 2022 and were up 47% over the five-year average of 64. The last few months of the year saw an increase in pack robberies involving groups of juveniles and acquaintance robberies between unhoused individuals, particularly in the Central and Harvard Square areas.

Percent Change

Last 4 Weeks

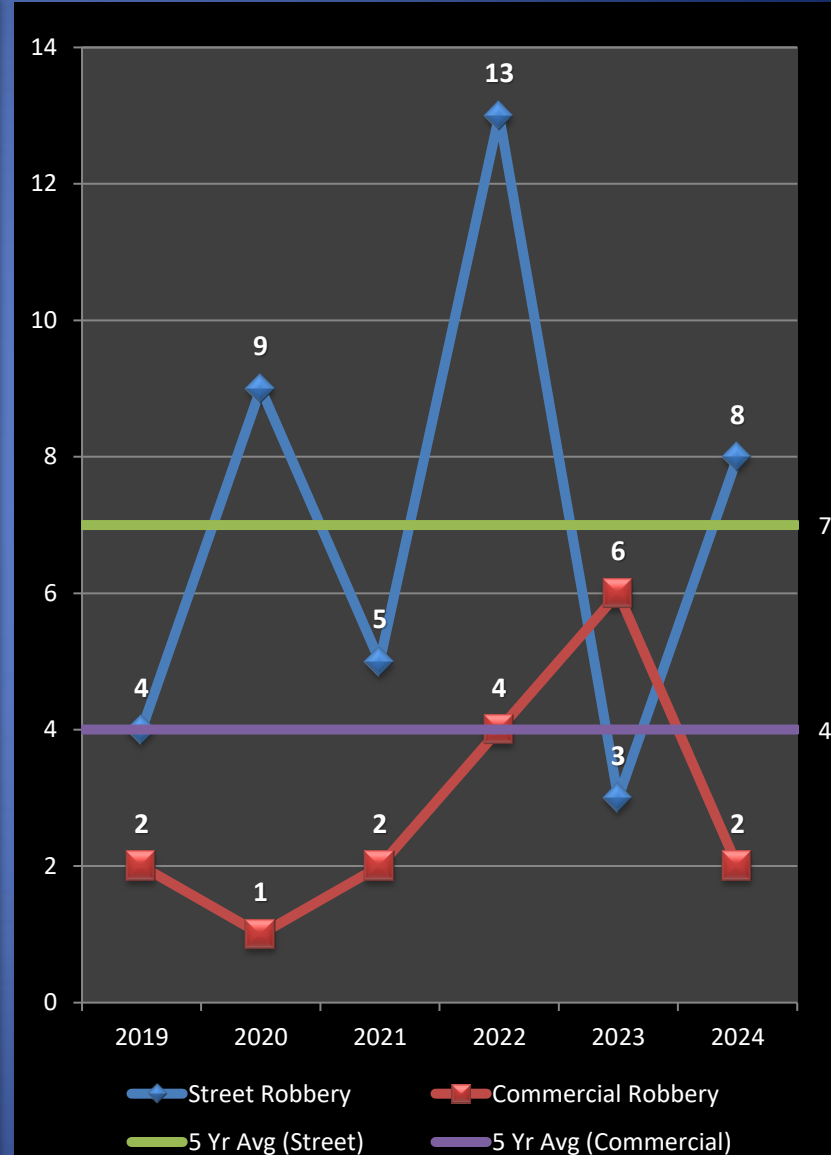
+33%

Previous Year

+11%

5-Year Average

-9%



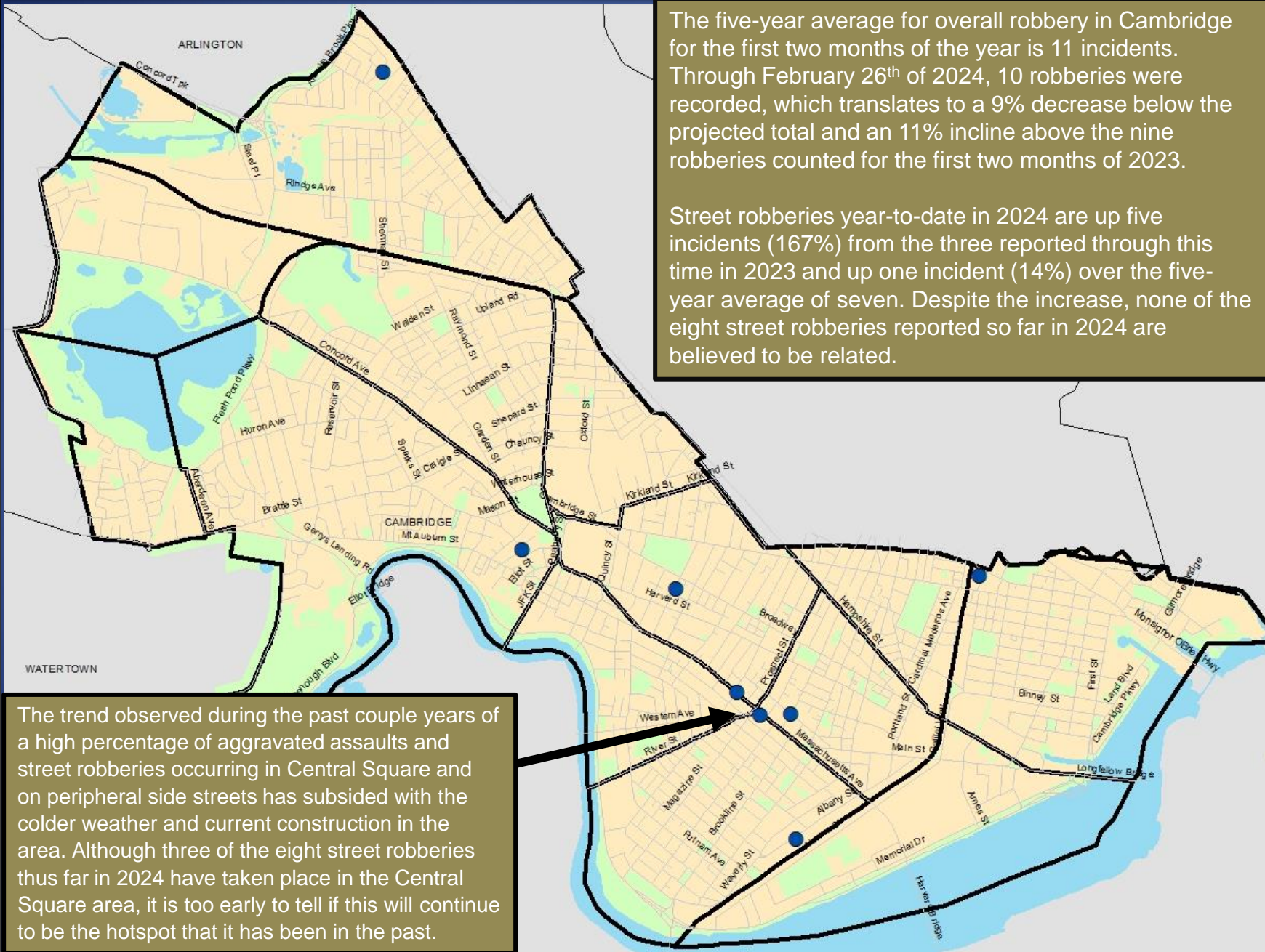


Geographic Breakdown of Street Robberies: 1.1.24 – 2.26.24

Cambridge Police BridgeStat

The five-year average for overall robbery in Cambridge for the first two months of the year is 11 incidents. Through February 26th of 2024, 10 robberies were recorded, which translates to a 9% decrease below the projected total and an 11% incline above the nine robberies counted for the first two months of 2023.

Street robberies year-to-date in 2024 are up five incidents (167%) from the three reported through this time in 2023 and up one incident (14%) over the five-year average of seven. Despite the increase, none of the eight street robberies reported so far in 2024 are believed to be related.



The trend observed during the past couple years of a high percentage of aggravated assaults and street robberies occurring in Central Square and on peripheral side streets has subsided with the colder weather and current construction in the area. Although three of the eight street robberies thus far in 2024 have taken place in the Central Square area, it is too early to tell if this will continue to be the hotspot that it has been in the past.

February 2024



Burglary

Continuing Pattern

Percent Change

Last 4 Weeks

-41%

Previous Year

+70%

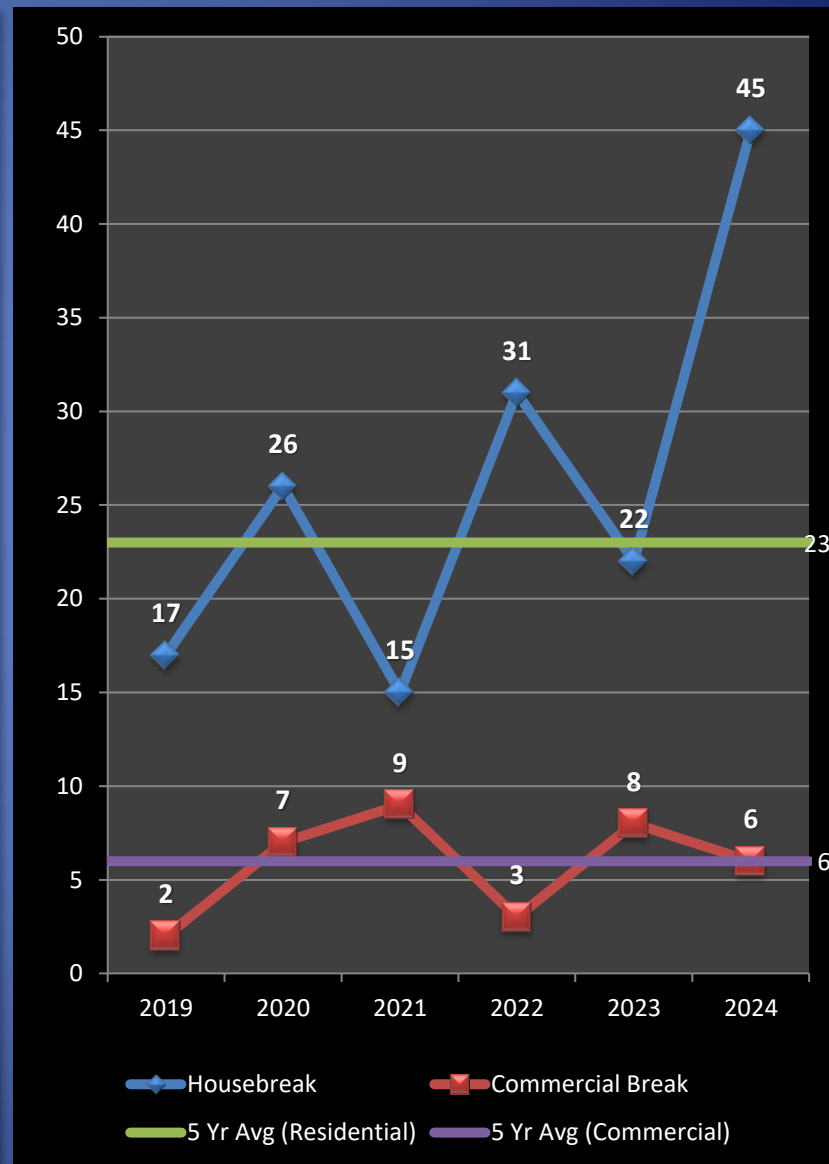
5-Year Average

+70%

- The property index crime of burglary, the combination of residential and commercial breaks, has recorded an increase of 70% through February 26 of 2024 when compared to both the 30 reported through the same time in 2023 and the five-year average of 30. This is all due to a 105% increase in housebreaks thus far in 2024, with incidents rising from 22 breaks during the first two months of 2023 to 45 this year. There is an active series of housebreaks mostly along the neighborhoods that border Somerville that we are continuing to monitor.
- Conversely, commercial breaks are down by two crimes (-25%) this year, dropping from eight incidents through the first two months of 2023 to six year-to-date in 2024. There were two related commercial breaks overnight from 1/24-1/25 in North Cambridge, where two females broke into a Dunkin Donuts and an office. One of the parties was arrested in Boston and has been connected to other regional breaks. (see map on slide 14 for more info on commercial breaks). The remaining incidents have been unrelated.

2023 Review:

- The property index crime of burglary, the combination of residential and commercial breaks, recorded an increase of 28% in 2023 when compared to the five-year average, with 59 additional incidents reported above the projected total of 213 breaks. When compared with last year's total of 258 incidents, a 5% increase was registered (up 14 incidents in 2023).
- Housebreaks in 2023 dropped 11 incidents when compared to 2022 (decreasing 5% from 205 to 194). Commercial breaks in 2023 rose by 25 crimes (+47%), from 53 in 2022 to 78 in 2023.





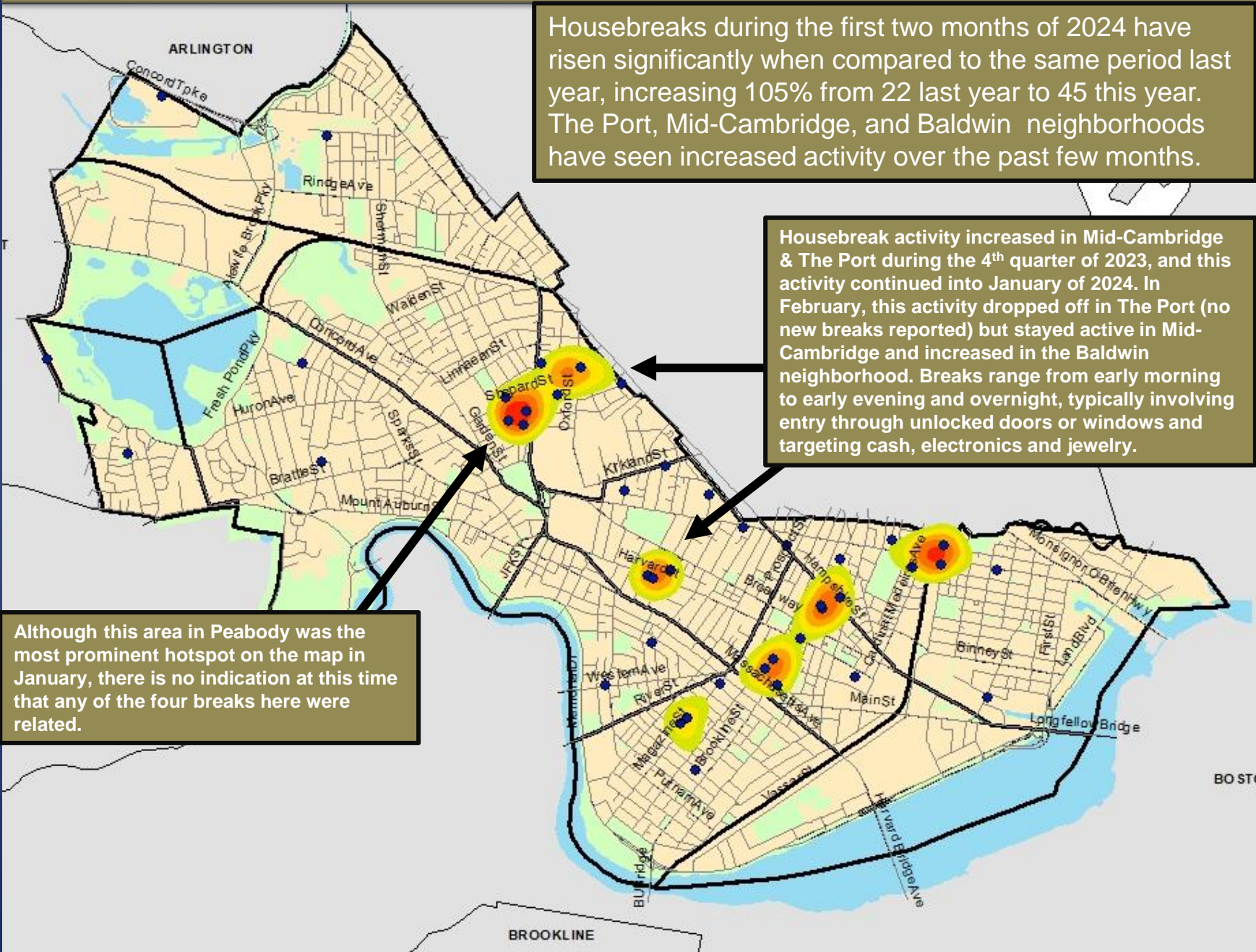
Geographic Breakdown of Housebreaks: 1.1.24 – 2.26.24

Cambridge Police BridgeStat

Housebreaks during the first two months of 2024 have risen significantly when compared to the same period last year, increasing 105% from 22 last year to 45 this year. The Port, Mid-Cambridge, and Baldwin neighborhoods have seen increased activity over the past few months.

Housebreak activity increased in Mid-Cambridge & The Port during the 4th quarter of 2023, and this activity continued into January of 2024. In February, this activity dropped off in The Port (no new breaks reported) but stayed active in Mid-Cambridge and increased in the Baldwin neighborhood. Breaks range from early morning to early evening and overnight, typically involving entry through unlocked doors or windows and targeting cash, electronics and jewelry.

Although this area in Peabody was the most prominent hotspot on the map in January, there is no indication at this time that any of the four breaks here were related.

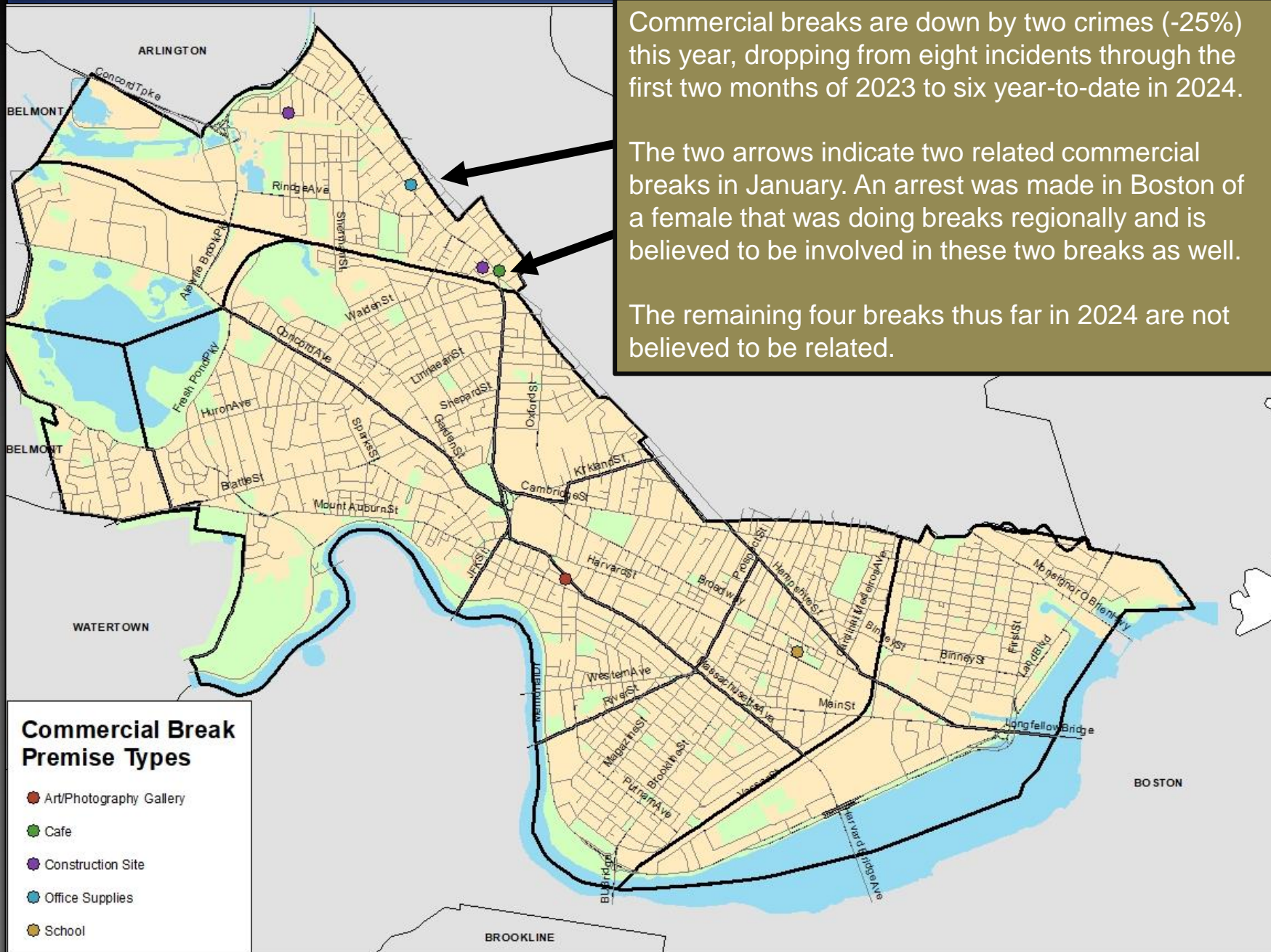




Geographic Breakdown of Commercial Breaks: 1.1.24 – 2.26.24

Cambridge Police BridgeStat

February 2024



BOSTON

BROOKLINE

WATERTOWN

ARLINGTON

BELMONT

BELMONT



LARCENY

No Patterns

- Preliminary stats indicate that overall larceny year-to-date in 2024 is registering at 280 incidents, 12% below this time in 2023. The total of 280 larcenies reported in 2024 is also 1% above the 5-year average of 277 incidents.
- The larceny from motor vehicles total through 2/26 in 2024 is 27 incidents, 58% below the same time frame in 2023. The decrease in 2024 compared to last year can be attributed to a drop in catalytic converter thefts during the months of January and February. Through February in 2023, there had been 17 catalytic converter thefts reported, while so far in 2024, there have been none.
- Through February 26, 2024, there were 15 larcenies from the person reported in Cambridge, down 6% (one incident) when compared to the same time period in 2023. Central Square has the highest number of thefts with six incidents so far this year.
- There were 23 larcenies from buildings reported through 2/26/24. This total is 16 incidents (41%) less than the same time period last year and 13 incidents (36%) less than the five-year average, due at least in part to a reduction in thefts from locker rooms at local health clubs so far this year.
- Larcenies from residences are down three incidents (5%) in 2024 when compared with 2023. Package thefts have made up the majority of this crime type in recent years and registered even higher than average in 2020-2022 due to the increased volume of deliveries during the pandemic. Package thefts have accounted for 38 (or 73%) of the 52 larcenies from residences thus far in 2024.
- There have been 28 larcenies of bicycles reported through February 26 in 2024. This total is 12 incidents (30%) below the total through February of 2023 and 9 incidents (24%) below the five-year average of 37. The top neighborhoods for bike thefts so far this year have been Cambridgeport and Riverside with five each, followed by West Cambridge with four.

Percent Change

Last 4 Weeks

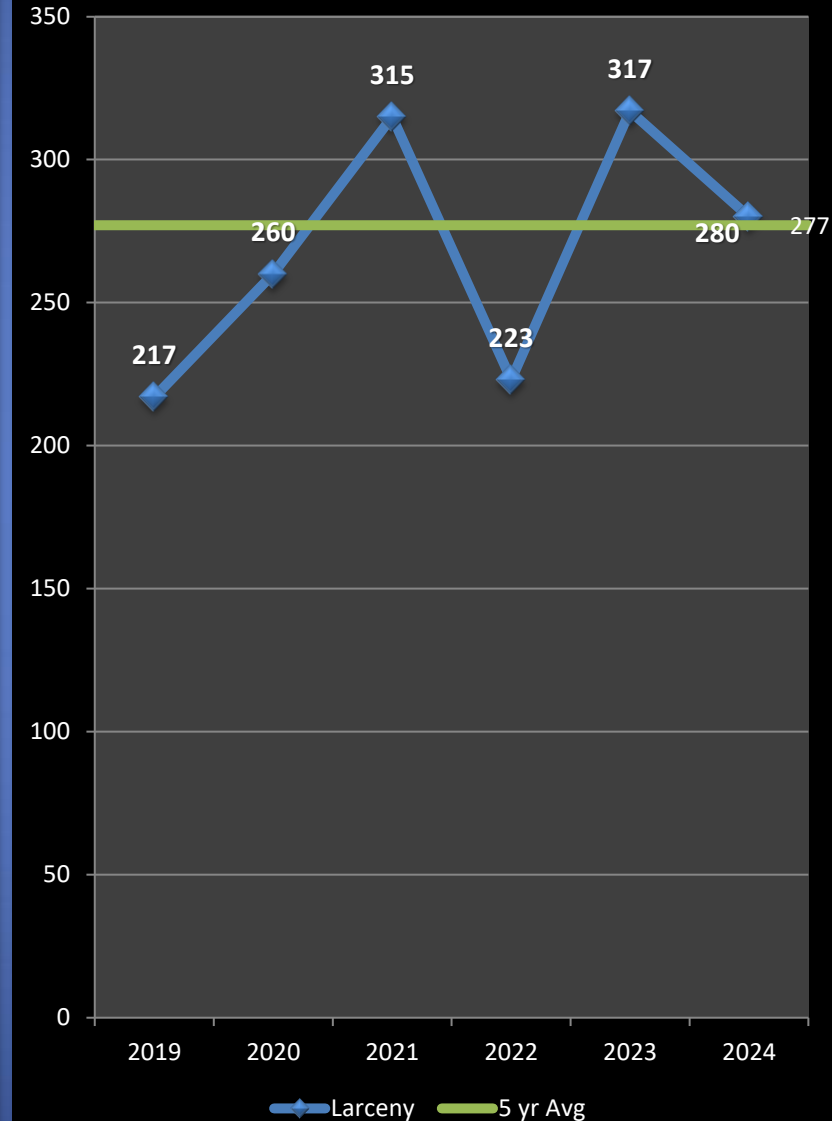
+1%

Previous Year

-12%

5-Year Average

+1%





LARCENY From MV

No Patterns

- The larceny from motor vehicle total for the first two months of 2024 is 27 incidents, which is 58% below the total for the same time period in 2023. The 27 thefts from cars reported through February also indicates a decrease of 39 incidents (-59%) below the 66 car breaks forecasted for the first eight weeks of 2024.
- The neighborhoods with the highest larceny from motor vehicle totals through February 26, 2024, are: Cambridgeport (5), Inman/Harrington (5), and North Cambridge (4).
- Comparing the last four weeks (February) to the previous four (January), there was a 27% decrease in larcenies from motor vehicles, with four fewer incidents reported.
- Of the 27 incidents reported thus far in 2024, 14 vehicles (52%) were left unlocked at the time of the theft and nine (33%) were entered via unknown means.

2023 Review:

- The final total for larceny from motor vehicles for 2023 was 319 incidents, which was 31% below the 2022 total. The total of 319 thefts from cars reported in 2023 was also 75 incidents (-19%) below the projected total of 394.

Percent Change

Last 4 Weeks

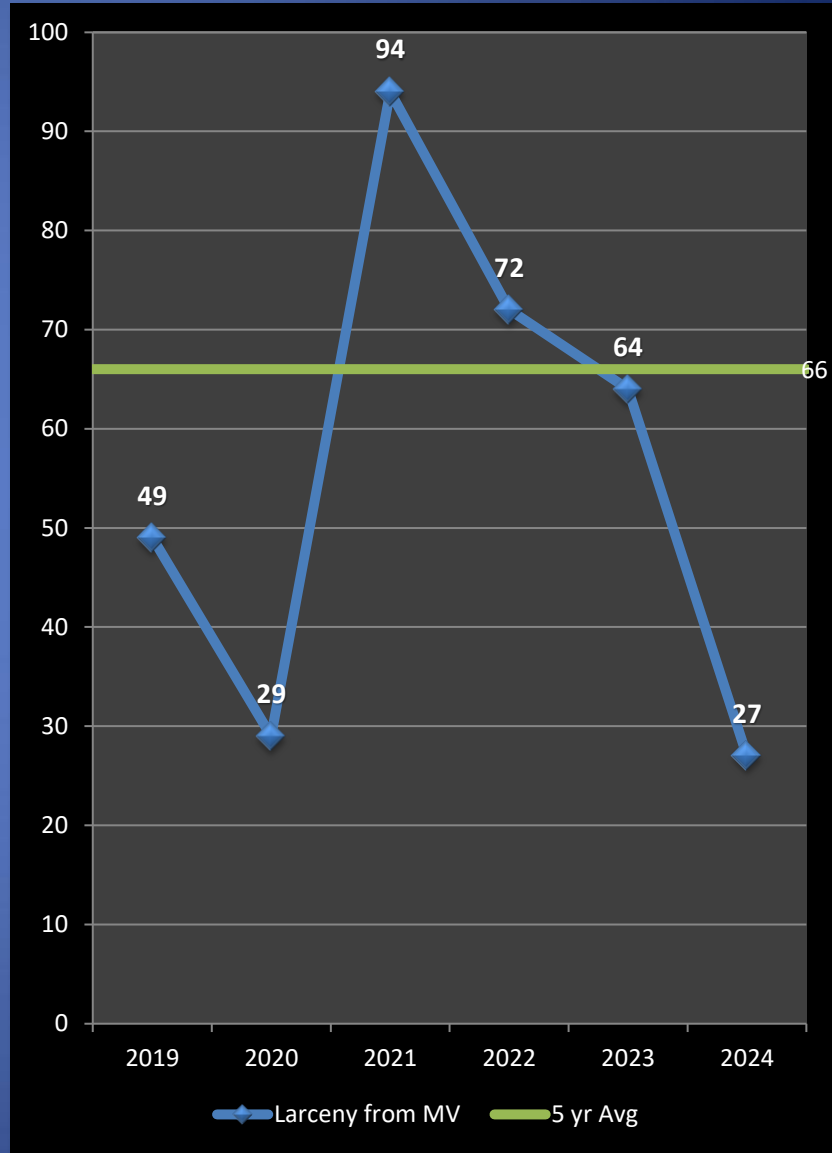
-27%

Previous Year

-58%

5-Year Average

-59%



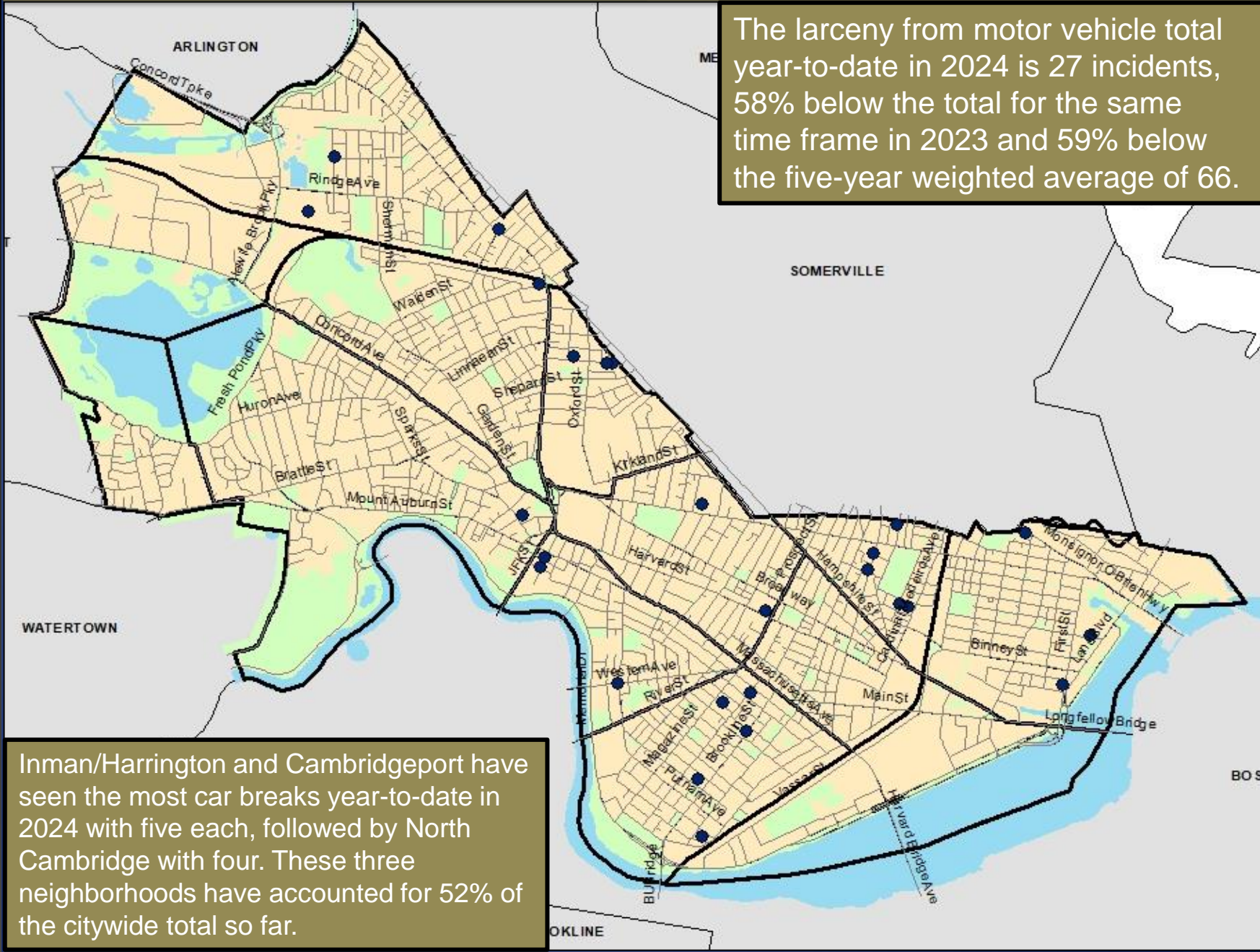


Geographic Breakdown of Larceny from Motor Vehicles: 1.1.24 – 2.26.24

Cambridge Police BridgeStat

February 2024

The larceny from motor vehicle total year-to-date in 2024 is 27 incidents, 58% below the total for the same time frame in 2023 and 59% below the five-year weighted average of 66.



Inman/Harrington and Cambridgeport have seen the most car breaks year-to-date in 2024 with five each, followed by North Cambridge with four. These three neighborhoods have accounted for 52% of the citywide total so far.



LARCENY from Person

No Patterns

- Larcenies from the person through February 2024 declined by one incident (-6%) below the same time period in 2023, but increased by two incidents (+15%) above the five-year average of 13. Eight thefts were reported in the past four weeks (February), which was one more than the previous four weeks (January).
- Six of the 15 incidents year-to-date in 2024 took place in Central Square. The other incidents took place throughout the city, with Porter Square registering the next highest amount with three thefts, followed by Harvard Square with two.
- In recent years, higher numbers in Central Square have mainly been due to grab-and-run situations and/or incidents that involved individuals who are unhoused whose property may have been stolen while they were asleep or otherwise distracted.
- Two of the six incidents in Central Square in 2024 have involved thefts of property while a person was dining at an establishment in the Square.

2023 Review:

- Final numbers for 2023 show that larcenies from the person decreased by 21% below both the 2022 total of 122 and the five-year average of 121. The total of 96 larcenies from the person reported in 2023 was the lowest number recorded for this crime type in at least ten years, even registering below the totals reported during the height of the pandemic in 2020 and 2021.

Percent Change

Last 4 Weeks

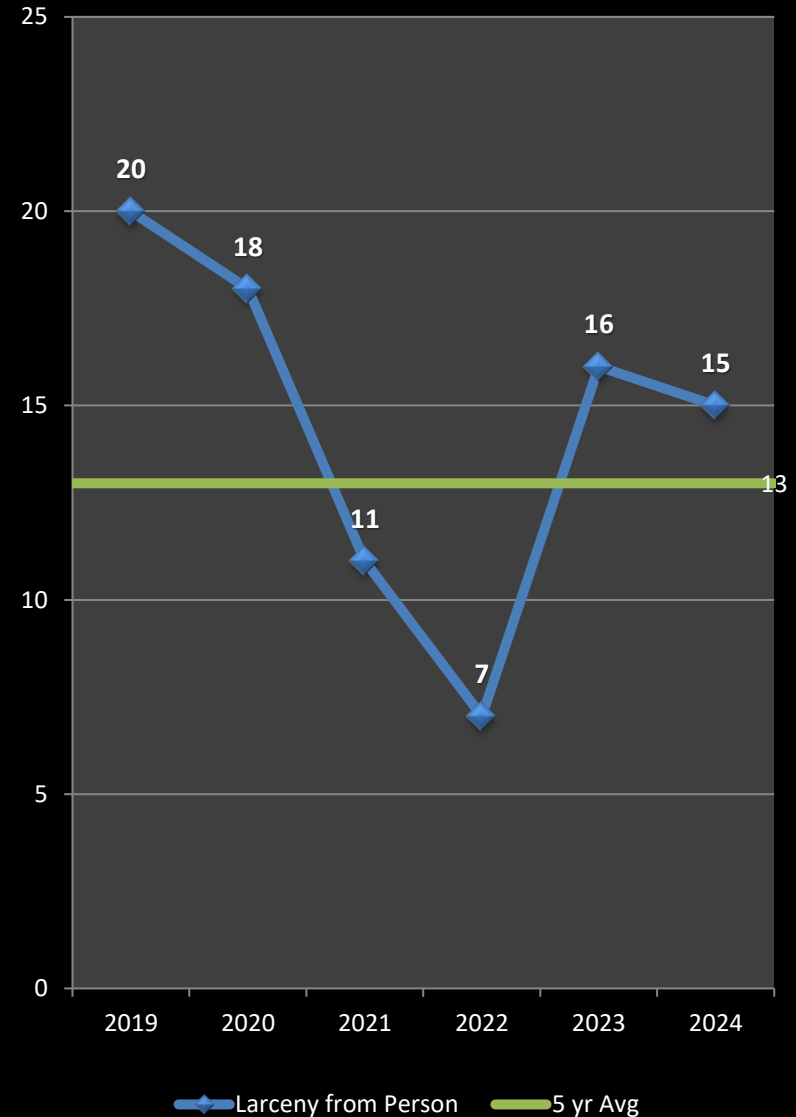
+14%

Previous Year

-6%

5-Year Average

+15%





LARCENY of Bicycle

No Patterns

- There have been 28 bicycle thefts reported citywide through the first two months of 2024, down 30% from the 40 reported during the same time period in 2023. Additionally, the 2024 total year-to-date is registering at 24% below the five-year average of 37.
- The most recent four weeks (February) saw a 70% increase in bike thefts when compared with the previous four weeks (January), with seven more thefts reported this month.
- Cambridgeport and Riverside have reported the most bike thefts thus far in 2024 with five each, followed by West Cambridge with four.
- Of the 28 bike thefts reported in 2024, 24 (86%) were reportedly locked at the time of the theft.

Top Neighborhoods for Bike Theft in 2024:

Neighborhood	YTD Total	% Citywide
Cambridgeport/Riverside	5 each	18% each
West Cambridge	4	14%
The Port/Mid-Cambridge	3 each	11% each

2023 Review:

- Final totals indicate that there were 579 bicycle thefts reported citywide in 2023, compared to 481 in 2022, equaling a 20% increase. Additionally, the 2023 total was 10% above the five-year average of 524.

Percent Change

Last 4 Weeks

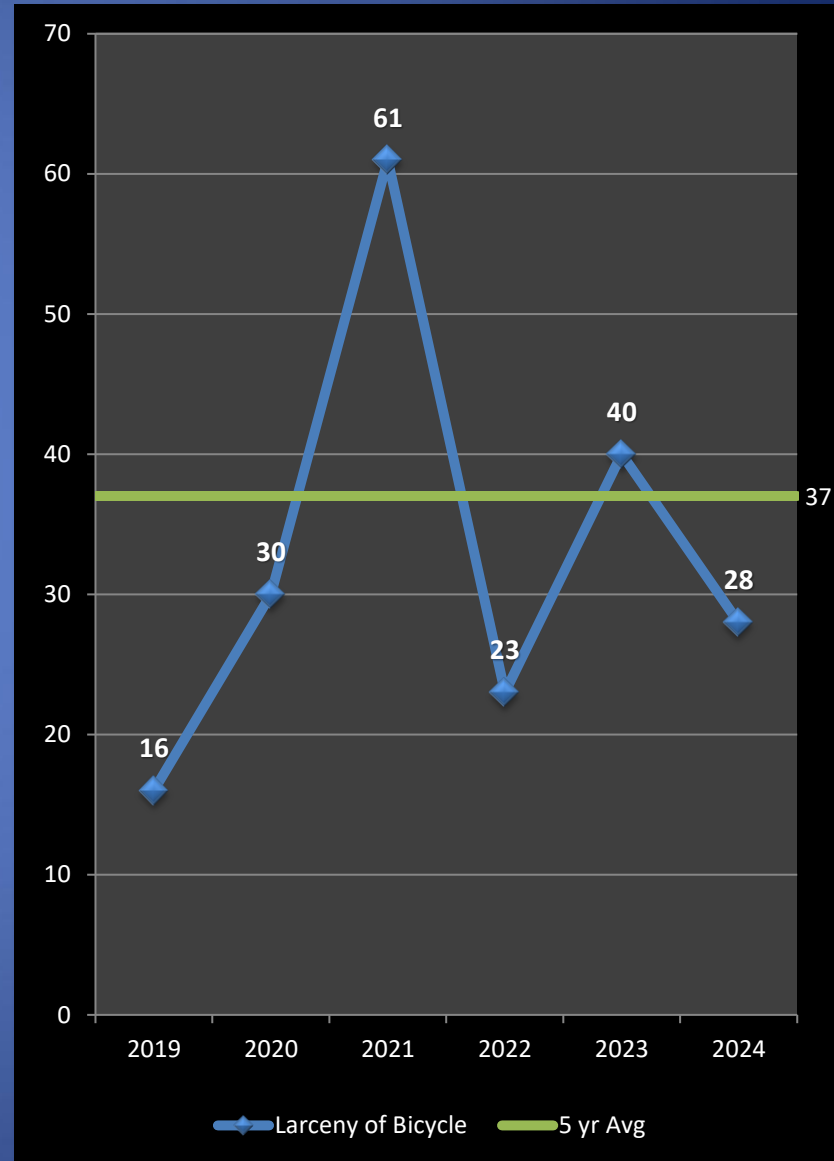
Previous Year

5-Year Average

+70%

-30%

-24%



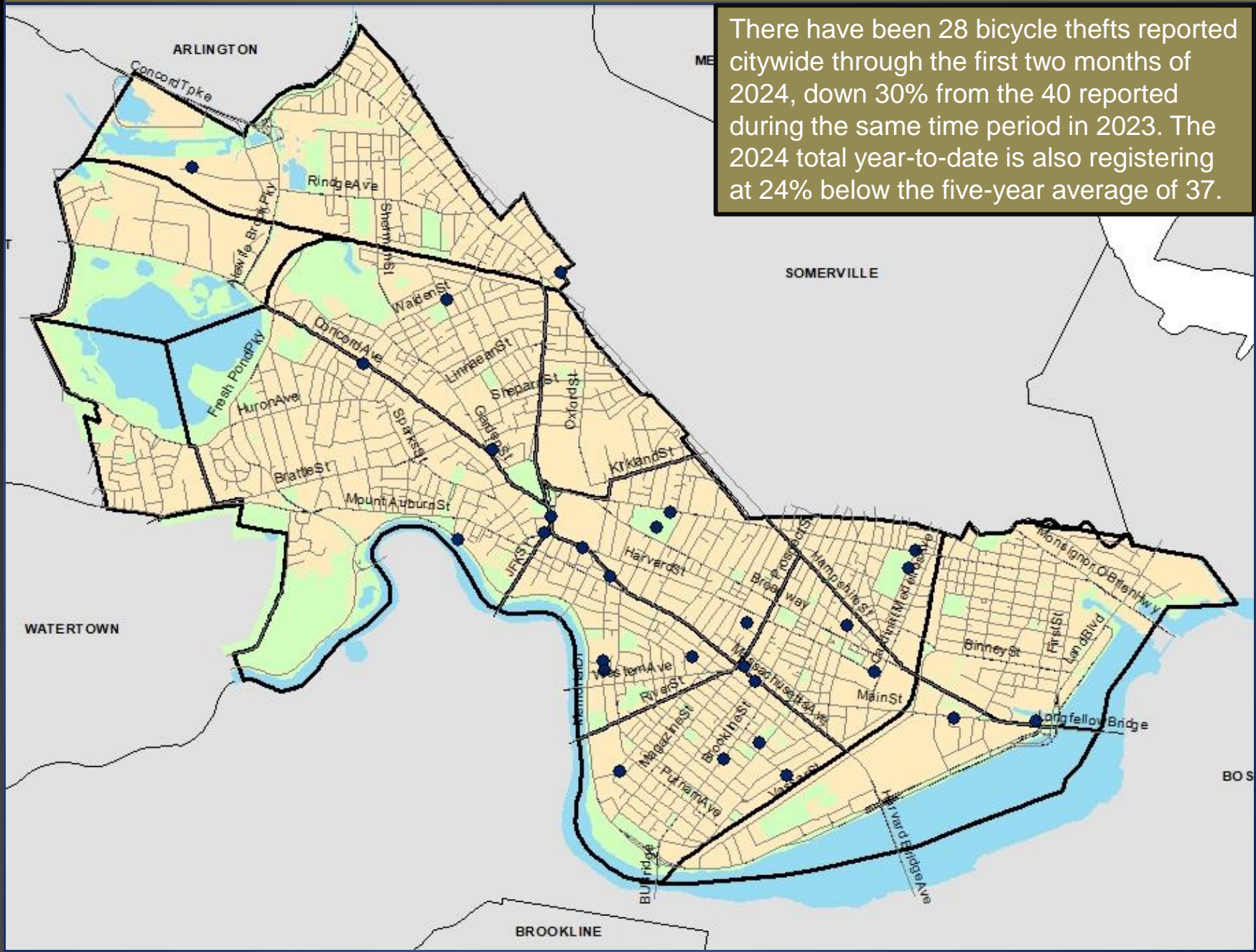


Geographic Breakdown of Bicycle Thefts: 1.1.24 – 2.26.24

Cambridge Police BridgeStat

February 2024

There have been 28 bicycle thefts reported citywide through the first two months of 2024, down 30% from the 40 reported during the same time period in 2023. The 2024 total year-to-date is also registering at 24% below the five-year average of 37.

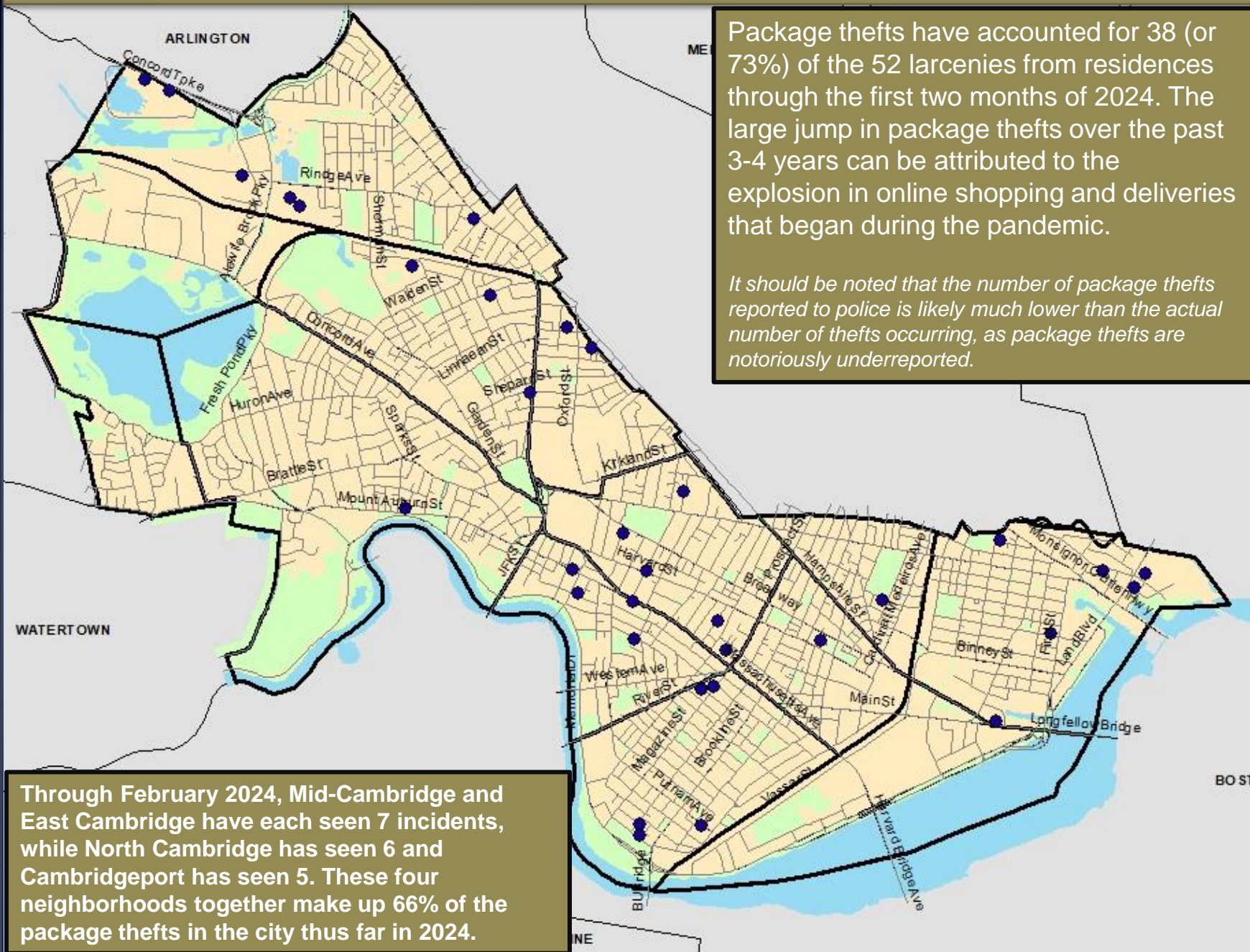




Geographic Breakdown of Package Thefts: 1.1.24 – 2.26.24

Cambridge Police BridgeStat

February 2024



Package thefts have accounted for 38 (or 73%) of the 52 larcenies from residences through the first two months of 2024. The large jump in package thefts over the past 3-4 years can be attributed to the explosion in online shopping and deliveries that began during the pandemic.

It should be noted that the number of package thefts reported to police is likely much lower than the actual number of thefts occurring, as package thefts are notoriously underreported.

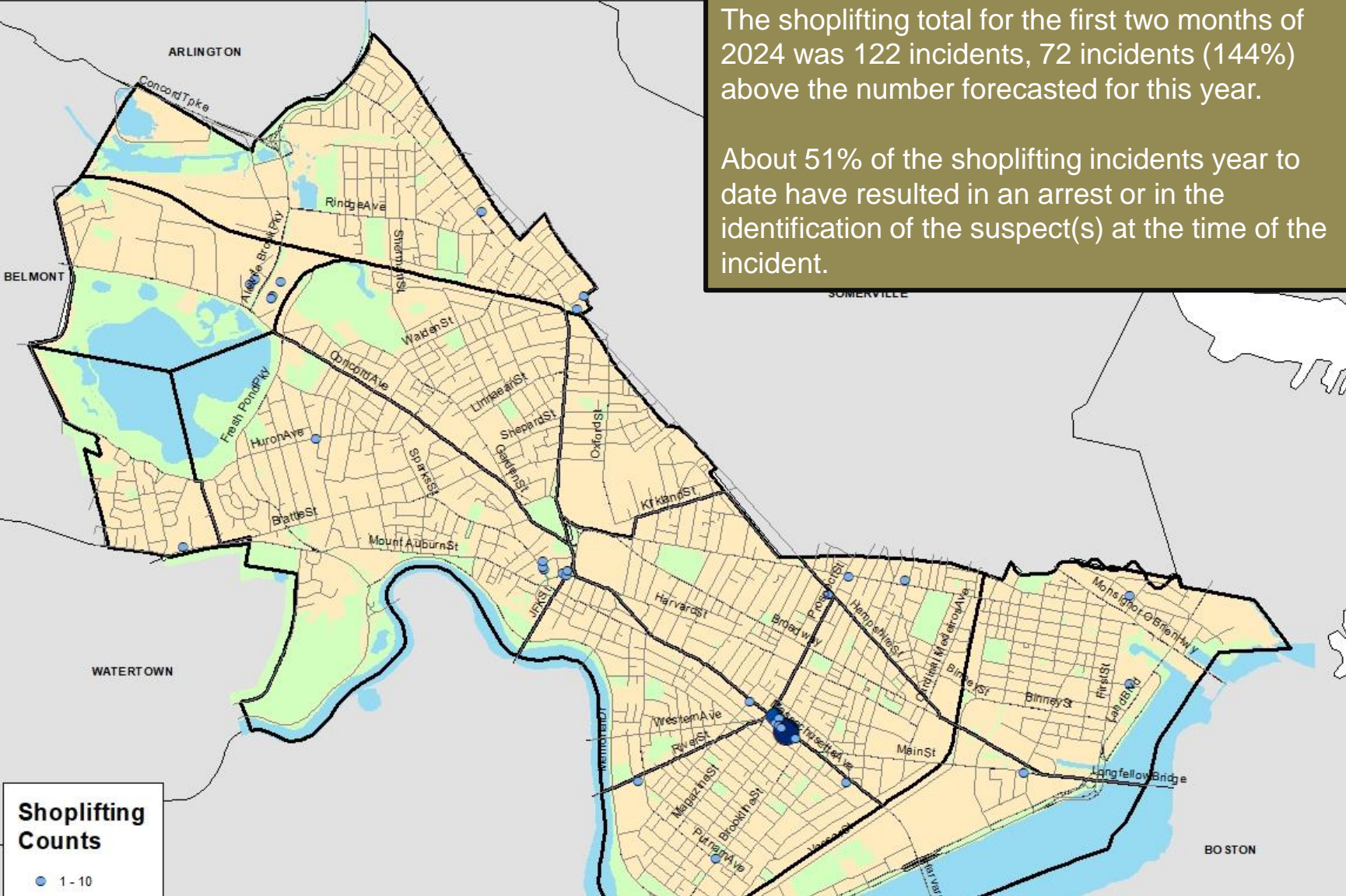
Through February 2024, Mid-Cambridge and East Cambridge have each seen 7 incidents, while North Cambridge has seen 6 and Cambridgeport has seen 5. These four neighborhoods together make up 66% of the package thefts in the city thus far in 2024.



Geographic Breakdown of Shoplifting: 1.1.24 – 2.26.24

The shoplifting total for the first two months of 2024 was 122 incidents, 72 incidents (144%) above the number forecasted for this year.

About 51% of the shoplifting incidents year to date have resulted in an arrest or in the identification of the suspect(s) at the time of the incident.



Shoplifting Counts

- 1 - 10
- 11 - 22
- 23 - 33

Target in Central Sq has reported the most shoplifting incidents in 2024 with 33 thefts, followed by the Walgreens on Mass. Ave with 14, and the Walgreens on River Street and the Target on Somerville Ave each reporting 10 thefts year to date.



AUTO THEFT

No Patterns

- The five-year weighted average for auto thefts through February 26th is 14, and with 13 reported so far in 2024, Cambridge has experienced a decrease of 7% below the expected total. Auto thefts are also down 13% (two incidents) when compared to the first two months of 2023.
- When comparing the most recent four weeks (February) to the previous four weeks (January), auto thefts are down 38%, or three incidents, in February.
- The neighborhood breakdown for auto theft totals so far in 2024 is as follows: The Port – 4; East Cambridge – 2; Peabody – 2; North Cambridge – 2; West Cambridge – 2; Inman – 1; and Cambridgeport – 1.
- There have been a few thefts reported so far in 2024 where the operator left the vehicle unlocked in order to deliver a package or grab food. When the victim returned, the vehicle was gone.
- Six of the 13 motor vehicles stolen in 2024 have been recovered to date.

2023 Review:

- Final numbers indicate that with 140 auto thefts reported in 2023, Cambridge experienced an increase of 13% above the expected total of 124. However, auto thefts in 2023 were down 8% below the 2022 total of 152. North Cambridge saw the highest number of thefts with 20.

Percent Change

Last 4 Weeks

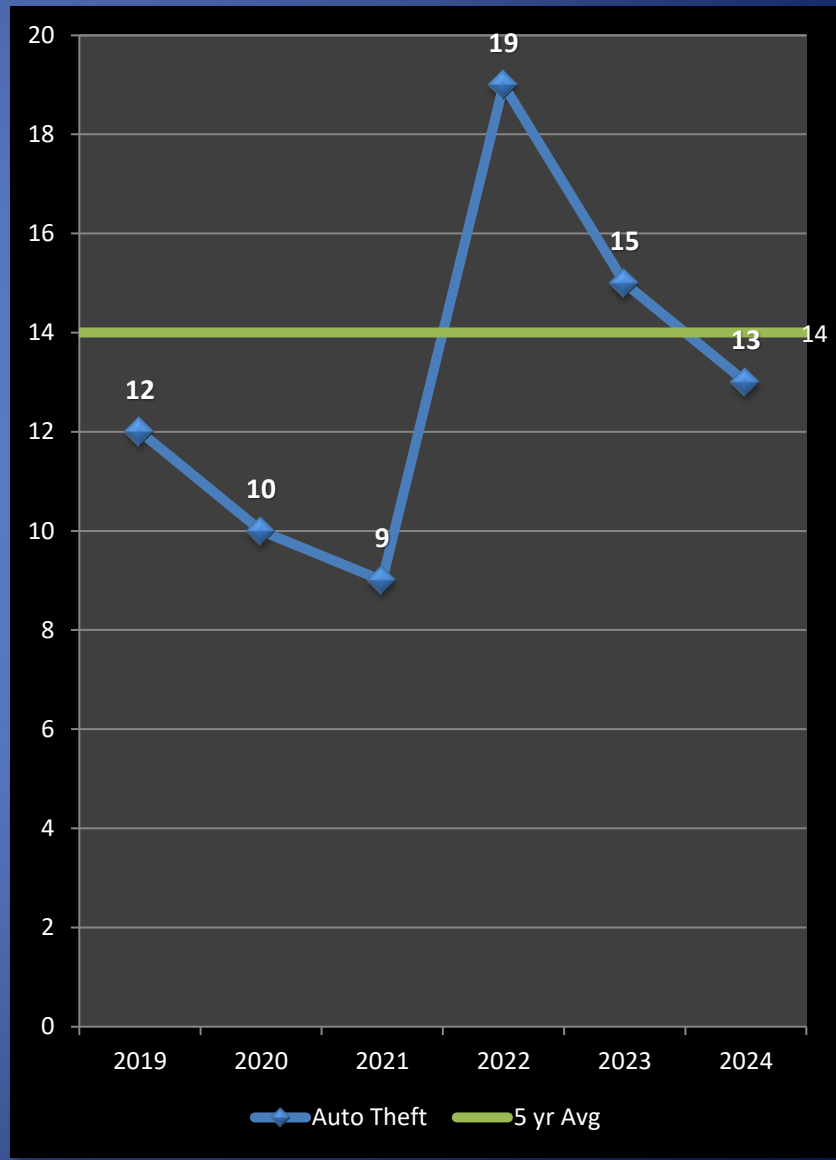
-38%

Previous Year

-13%

5-Year Average

-7%





Help Prevent Crime

And keep yourself informed!

To receive information from the CPD:

- Sign up with for the **Cambridge Alert Network**, to receive alerts about emerging crime patterns, neighborhood meetings, and crime prevention tips, by visiting www.CambridgeMa.gov/AlertNetwork.
- “Like” the Cambridge Police Department on Facebook at www.facebook.com/CambridgePolice
- Follow [@CambridgePolice](https://twitter.com/CambridgePolice) on Twitter.
- Visit our website at www.CambridgePolice.org for valuable information and reports including the Daily Log and BridgeStat, which is published on the first Friday of every month.
- Download our “MyPD” smartphone app at www.CambridgePolice.org/MyPD.

To Share Information with the CPD:

- Call our Non-Emergency Telephone Number at **617-349-3300**.
 - Every call for service generates a police response, so help drive our resources by reporting things that seem suspicious or out of the ordinary.
- Send an Anonymous TEXT-A-TIP:
 - Send an ANONYMOUS text message to **Tip411 (847411)**. Begin your message with Tip650 and then type your message. You will receive a response from the Cambridge Police with the option to continue communicating. Please remember that this is not a replacement for 9-1-1. **If you witness an emergency situation, please call 9-1-1 immediately.**
- Send an Anonymous Crime Tip E-Mail at www.CambridgePolice.org/Tips