



Cambridge Police Department BridgeStat

February 2025

Produced by the Crime Analysis Unit



Part I Total Crime

An analysis of the serious crime statistics for the first two months of 2025 points to a significant increase of 29% in the Part One index total for Cambridge when compared with 2024. During the first two months of the year, there were 577 serious crimes reported in the City. For the same time period in 2024, the combined total for Murder, Rape, Robbery, Aggravated Assault, Burglary, Larceny & Auto theft was 448 incidents. When measured against the five-year average, a 37% rise in the crime index has been registered.

Further analysis of the crime totals through February of 2025 indicates that violent crimes recorded a 42% increase when compared with last year. There was one homicide, four rapes, 14 robberies, and 56 aggravated assaults recorded from the beginning of the year through March 3, 2025.

The numbers indicate that property crimes rose 27% during the start of 2025 with an additional 107 crimes reported over the 2024 total. The 85% increase in shoplifting during the beginning of the 2025 is the key trend indicator that has driven the upward curve in the property crime index.

When analyzing the serious crime totals of February 2025 versus the previous month of January 2025, there was an increase of 11% in the number of index incidents, with 26 more crimes reported.

	4 Week Snapshot			Year to Date			Five Year	
	1/7/25 - 2/3/25	2/4/25 - 3/3/25	Change	2024	2025	Change	Avg	Change
Total Violent Crime	39	30	-23%	53	75	42%	52	44%
Total Property Crime	207	242	17%	395	502	27%	368	36%
Total Part I Crime	246	272	11%	448	577	29%	421	37%



Part I Property Crime

Analysis of property crime totals for the first two months of 2025 reveals a 27% increase when measured against the 2024 total for the same time frame and a 36% rise above the five-year average of 368.

A few of the property crime categories recorded decreases when measured against the first 61 days of 2024, including a 55% decrease in housebreaks. However, those that saw increases were key to the 27% increase in the property crime total thus far into 2025. Most notably, an 85% jump in shopliftings (up 115 incidents) is driving the overall rise.

	4 Week Snapshot				Year to Date				Five Year	
	1/7/25 - 2/3/25	2/4/25 - 3/3/25	Change		2024	2025	Change		Avg	Change
Burglary	15	16	7%		61	40	-34%		44	-9%
Commercial Break	7	6	-14%		10	17	70%		8	113%
Housebreak	8	10	25%		51	23	-55%		35	-34%
Larceny	190	216	14%		322	447	39%		310	44%
Larceny (Misc)	3	5	67%		8	9	13%		10	-10%
Larceny from Building	14	16	14%		25	33	32%		33	0%
Larceny from MV	10	25	150%		31	39	26%		58	-33%
Larceny from Person	6	9	50%		18	16	-11%		15	7%
Larceny from Residence	18	36	100%		66	59	-11%		64	-8%
Larceny of Bicycle	20	12	-40%		31	36	16%		38	-5%
Larceny of Plate	0	1	IN-CALC		5	3	-40%		6	-50%
Larceny of Services	0	0	IN-CALC		2	1	-50%		3	-67%
Shoplifting	119	112	-6%		136	251	85%		84	199%
Auto Theft	2	10	400%		12	15	25%		14	7%
Total Property Crime	207	242	17%		395	502	27%		368	36%



Part I Violent Crime

From January 1st to March 3rd of 2025, there were 75 violent crimes recorded in Cambridge, 22 incidents (+42%) above last year's total of 53 incidents and 23 incidents (+44%) above the 52 crimes forecasted for the beginning of the year.

There were four rapes reported in Cambridge in the first two months of 2025, which is down five incidents from 2024.

The trend observed during the past couple years of a high percentage of aggravated assaults and street robberies occurring in Central Square appears to have continued into 2025. Eighteen of the 56 aggravated assaults year-to-date (or 32%) have been reported in Central Square, as well as eight of the ten street robberies (or 80%). However, it is too early to tell if this will continue to be the hot spot that it has been in the past.

On January 13, 2025, shortly before 11:30pm, the first homicide in the City in over a year was reported in North Cambridge. One victim, 21-year-old Angel Nieves of Springfield and formerly of Cambridge, was located with multiple gunshot wounds outside of a residence on Clifton Street. He was transported to a local hospital where he was later pronounced deceased. This incident remains under active investigation at this time.

	4 Week Snapshot				Year to Date				Five Year	
	1/7/25 - 2/3/25	2/4/25 - 3/3/25	Change		2024	2025	Change		Avg	Change
Homicide	1	0	-100%		0	1	IN-CALC		0	IN-CALC
Rape	1	3	200%		9	4	-56%		6	-33%
Robbery	5	7	40%		12	14	17%		12	17%
Commercial Robbery	2	1	-50%		3	4	33%		4	0%
Street Robbery	3	6	100%		9	10	11%		8	25%
Aggravated Assault	32	20	-38%		32	56	75%		34	65%
Total Violent Crime	39	30	-23%		53	75	42%		52	44%



MURDER

No Patterns

- On January 13, 2025, shortly before 11:30pm, the first homicide in the City in over a year was reported in North Cambridge. One victim, 21-year-old Angel Nieves of Springfield and formerly of Cambridge, was located with multiple gunshot wounds outside of a residence on Clifton Street. He was transported to a local hospital where he was later pronounced deceased. This incident remains under active investigation at this time.
- There were no murders recorded in Cambridge in 2024. This has happened only four other times in the past 20 years—in 2004, 2007, 2010, and 2022.
- In the last reported homicide in Cambridge prior to the January 2025 incident, officers responded to the area of 10 Magazine Street in Central Square shortly after midnight on November 23, 2023. Two individuals with gunshot wounds were located and transported to a Boston hospital. One victim, 27-year-old Danasia Greene of Cambridge, was pronounced deceased at the hospital. The second victim, a 26-year-old male from Boston, was treated for non-life-threatening injuries. It remains under investigation.
- On March 27, 2021, there was a fatal shooting that occurred at approximately 12:40 a.m. on Pemberton Street. The victim was reportedly located unconscious outside his vehicle by a passerby who called 911. The victim was transported to Mount Auburn Hospital where he later died. The victim has been identified as Xavier Louis-Jacques, 19, of Cambridge. The investigation is ongoing.

Percent Change*

Last 4 Weeks

Previous Year

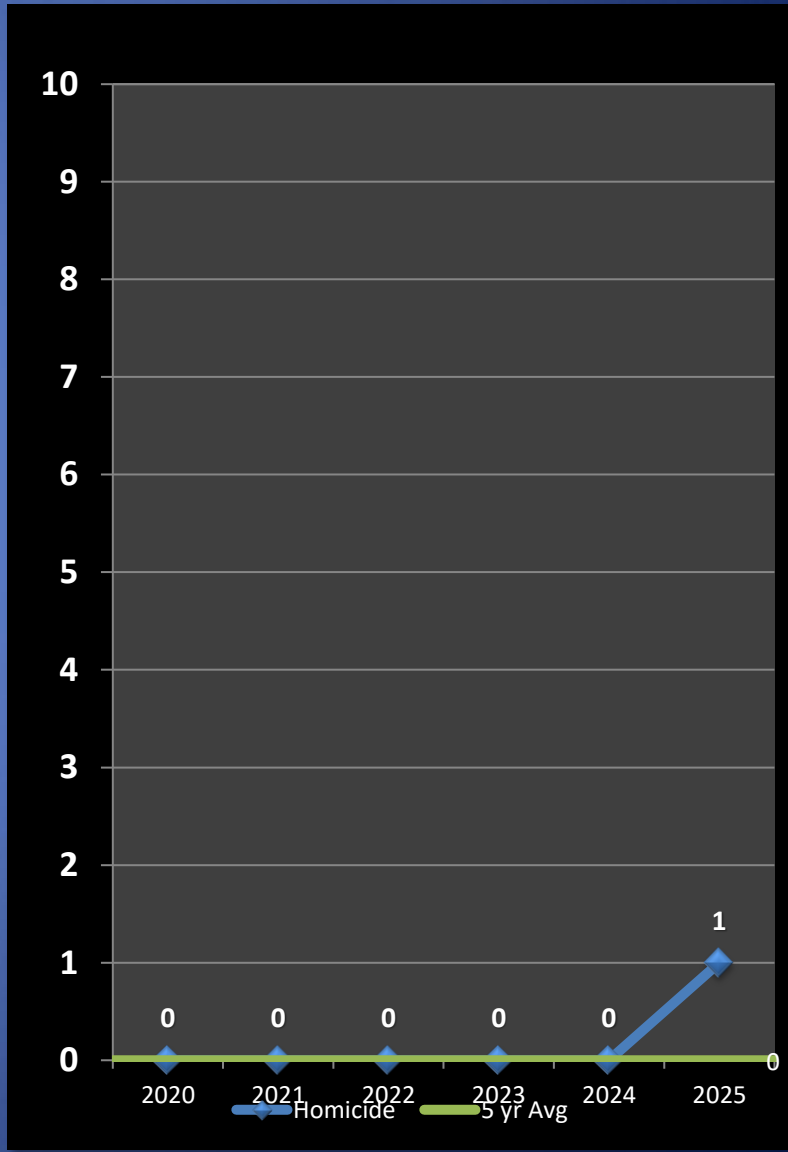
5-Year Average

In-cal

In-cal

In-cal

*IN -CALC: Percentages are not calculated for numbers so small as to present a statistically misleading percentage.





RAPE

No Patterns

- There have been four rapes reported in Cambridge through March 3rd of 2025. This is down five incidents (-56%) from the nine rapes reported during the first two months of 2024 and down two incidents (-33%) from the five-year weighted average of six.
- The rapes reported so far in 2025 have been categorized as two domestic assaults, one acquaintance rape, and one blitz incident.
- The total number of reported rapes tends to fluctuate from year to year, but the number of stranger-to-stranger rapes reported each year in Cambridge—typically between one and ten—remains extremely low.

Percent Change*

Last 4 Weeks

Previous Year

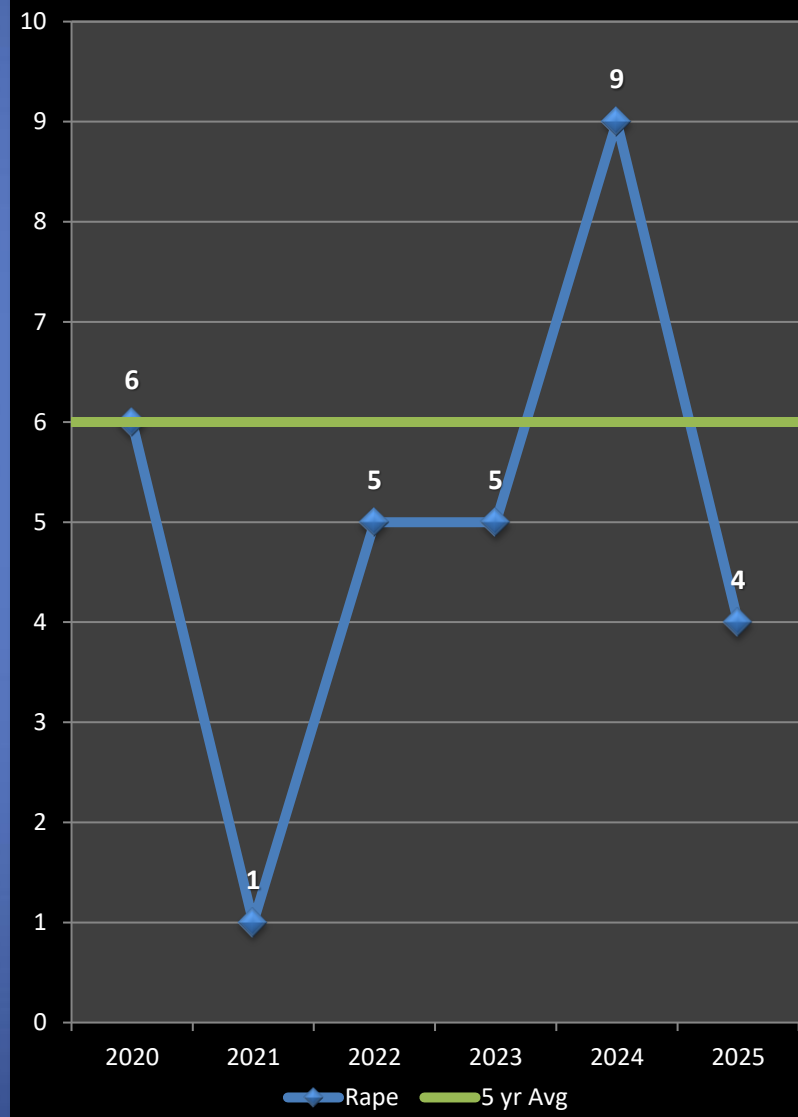
5-Year Average

+200%

-56%

-33%

*IN -CAL: Percentages are not calculated for numbers so small as to present a statistically misleading percentage.





AGGRAVATED ASSAULT

No Patterns

- The total of 56 aggravated assaults reported through March 3, 2025, was 24 crimes (75%) more than 2024 when compared to the same time frame. The total thus far is also 65% above the five-year average of 34.
- The 56 aggravated assaults reported thus far in 2025 have been comprised of the following classifications: 12 unprovoked scenarios; 11 domestic altercations; 7 on police officers; 6 acquaintance assaults; 4 shop owner/patron assaults; 3 each of affrays/brawls and traffic & parking assaults; two each of landlord/neighbor incidents, unhoused assaults, and workplace assaults; and one each of the following: psychotic episode, drug deal, juvenile assault and bar/alcohol-related attack. The 75% increase is due to rises in a majority of these categories when compared to the same time frame last year, particularly an increase in unprovoked assaults from two last year to 12 this year, and assaults on police, which rose from one last year to seven this year.
- The trend observed during the past couple years of a high percentage of aggravated assaults occurring in Central Sq and on peripheral side streets appears to have continued into 2025. Eighteen of the 56 aggravated assaults year-to-date (or 32%) have been reported in Central Square.
- There have been three confirmed shots fired incidents in Cambridge through March 3, 2025. The first incident resulted in a non-fatal injury to one victim, the second incident on 1/13 resulted in the fatal shooting of a 21-year-old male, and the third incident resulted in no injuries. Through the same time period in 2024, there were two confirmed shots fired incidents with no injuries reported.

Percent Change

Last 4 Weeks

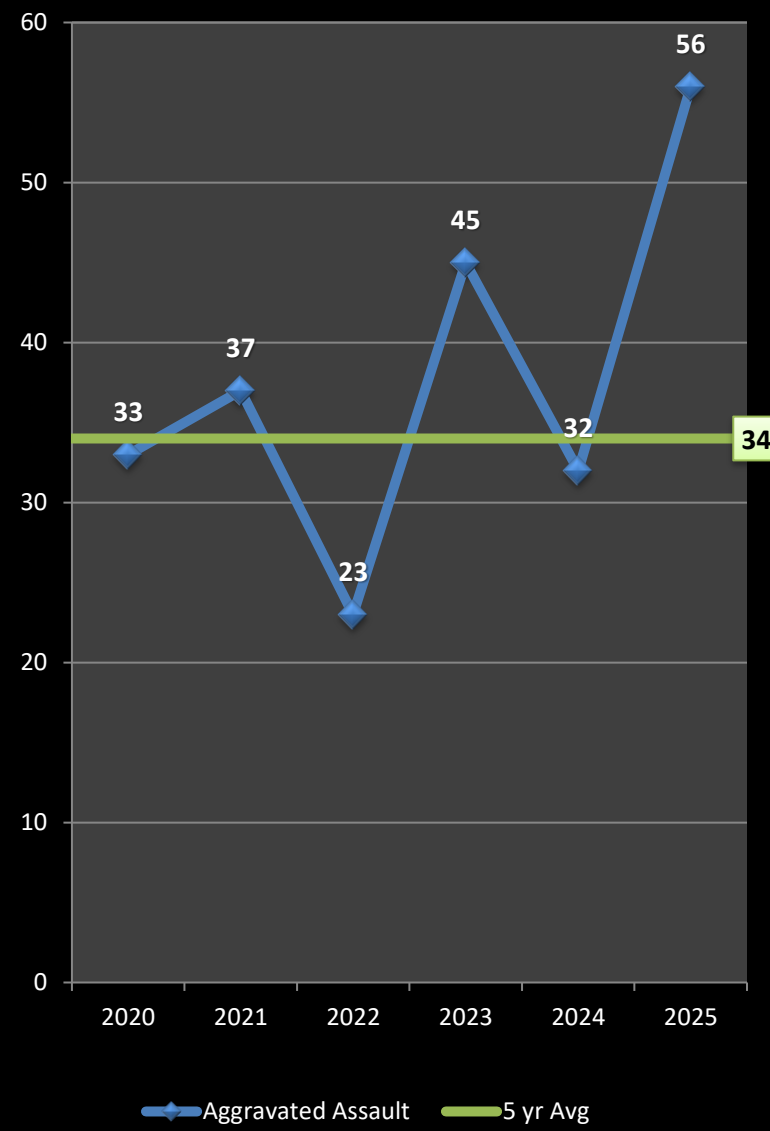
-38%

Previous Year

+75%

5-Year Average

+65%

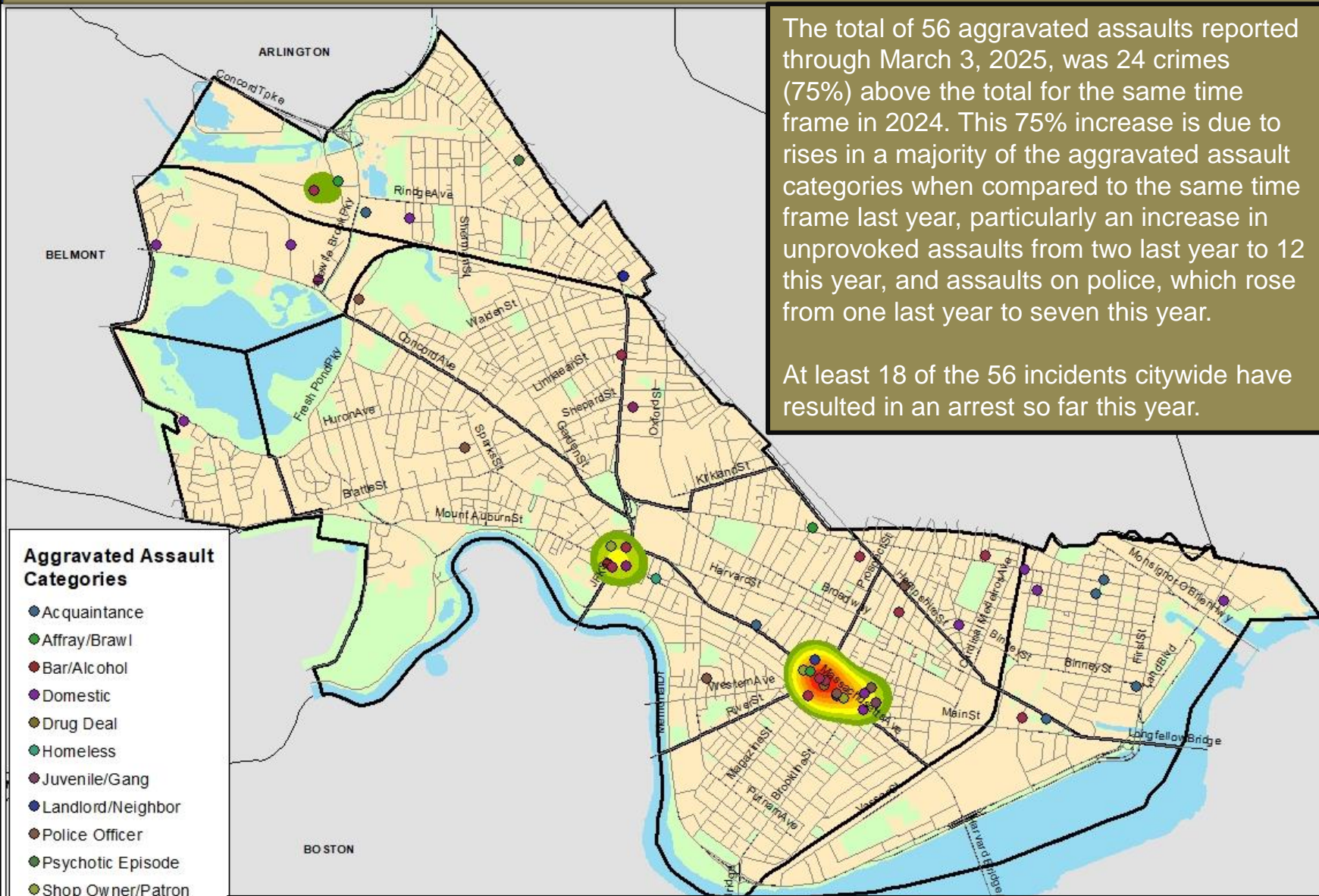




Geographic Breakdown of Aggravated Assaults: 1.1.25 – 3.3.25

Cambridge Police BridgeStat

February 2025



Aggravated Assault Categories

- Acquaintance
- Affray/Brawl
- Bar/Alcohol
- Domestic
- Drug Deal
- Homeless
- Juvenile/Gang
- Landlord/Neighbor
- Police Officer
- Psychotic Episode
- Shop Owner/Patron
- Traffic Parking
- Unprovoked
- Workplace

The total of 56 aggravated assaults reported through March 3, 2025, was 24 crimes (75%) above the total for the same time frame in 2024. This 75% increase is due to rises in a majority of the aggravated assault categories when compared to the same time frame last year, particularly an increase in unprovoked assaults from two last year to 12 this year, and assaults on police, which rose from one last year to seven this year.

At least 18 of the 56 incidents citywide have resulted in an arrest so far this year.

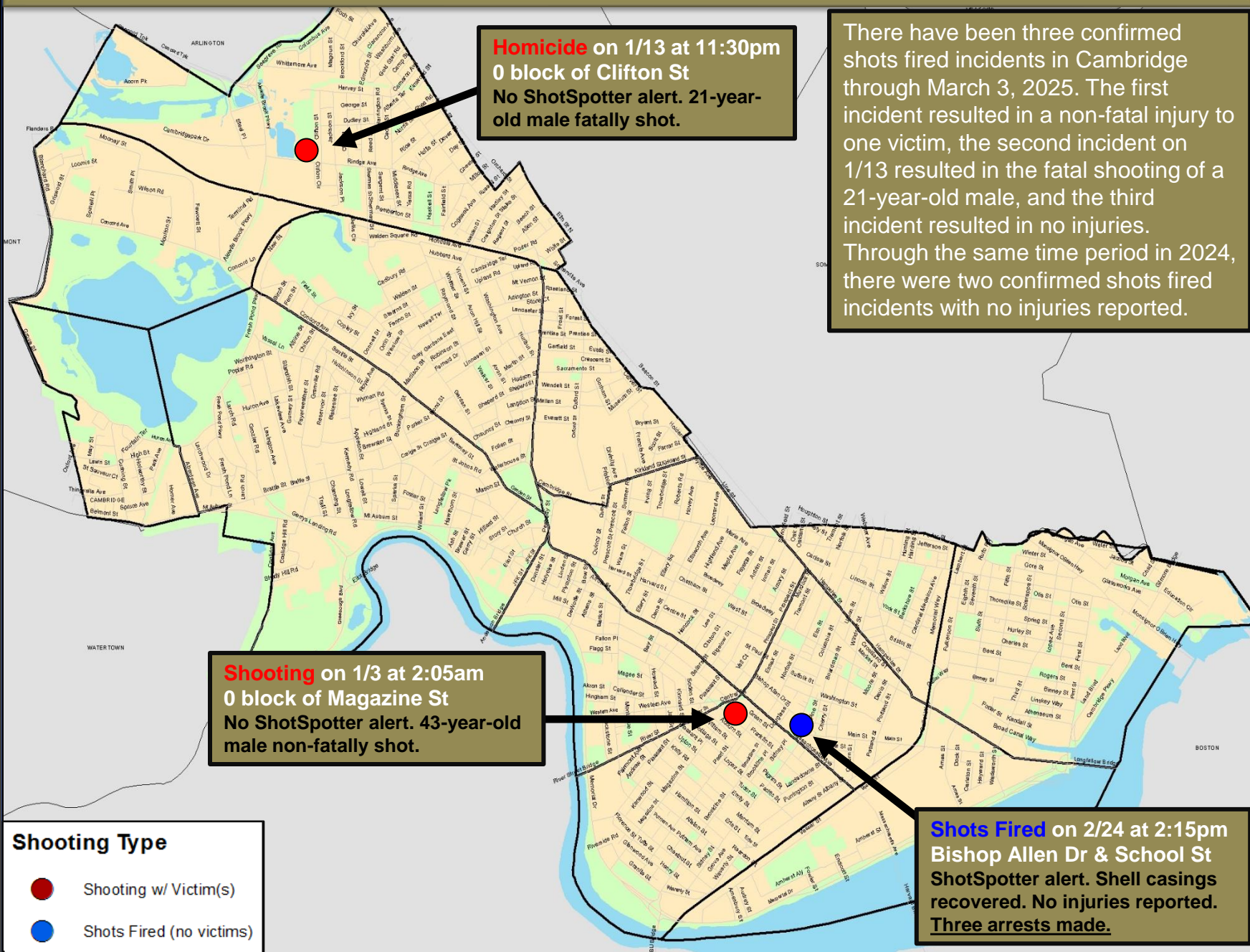
Central Square has recorded 18 incidents year-to-date. However, only three have been unprovoked and one classified as between unhoused individuals. Hot spots are emerging in both Harvard and Central Squares, with a smaller one up in Alewife.



Shootings & Shots Fired in Cambridge: 1.1.25 – 3.3.25

Cambridge Police BridgeStat

February
2025





Robbery

No Patterns

- The five-year average for overall robbery in Cambridge for the first two months of the year is 12 incidents. Through March 3rd of 2025, 14 robberies were recorded, which translates to a 17% increase above both the projected total and the 12 robberies counted for the first two months of 2024.
- There have been four commercial robberies reported year-to-date in 2025. This total is up one incident (33%) from the three robberies reported through March 3rd of 2024 and is equal to the five-year average of four. Three of the four robberies so far this year have been shopliftings that escalated into robberies.
- Street robberies year-to-date in 2025 are up one incident (11%) from the nine reported through this time in 2024 and up two incidents (25%) over the five-year average of eight. There are no street robbery patterns at the present time.
- Eight of the ten street robberies reported thus far in 2025 have take place in Central Square. This is similar to a trend seen in this area that began in 2021 and continued throughout all of 2022 and much of 2023 and 2024. Multiple incidents in this area have involved unhoused individuals as victims and/or suspects.

Percent Change

Last 4 Weeks

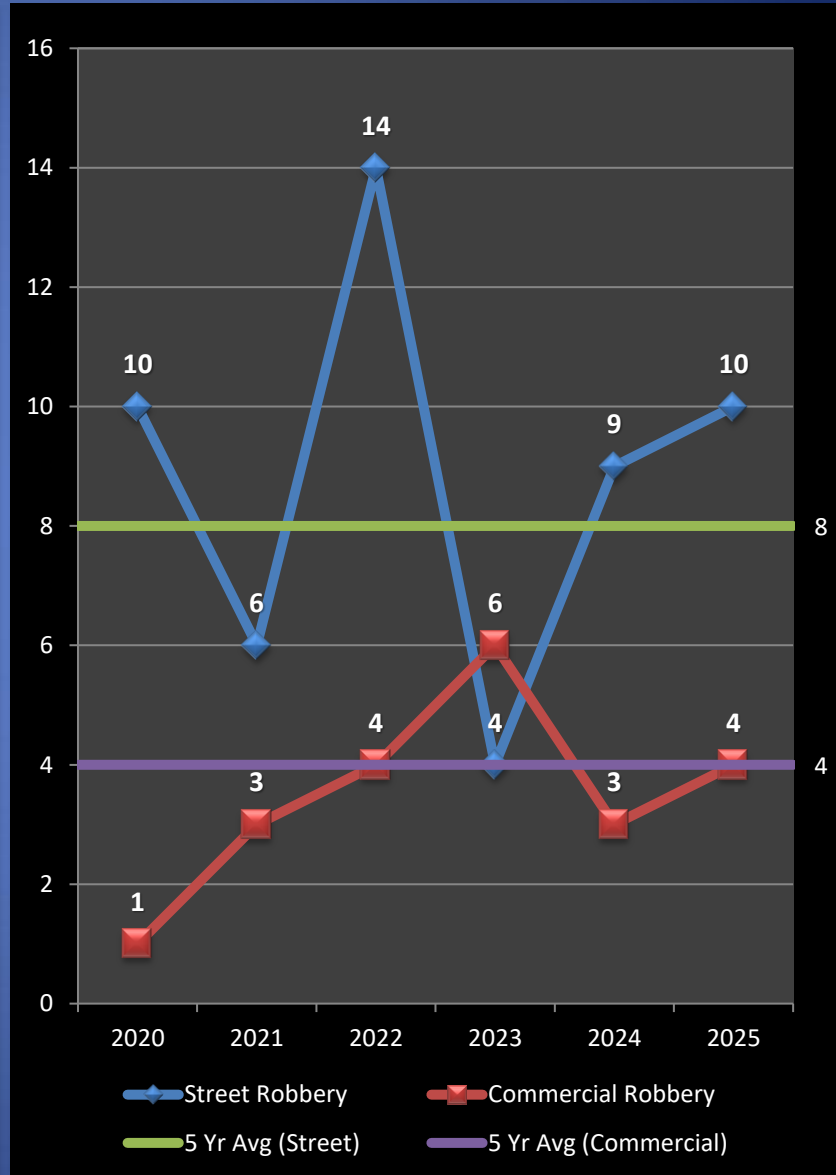
Previous Year

5-Year Average

+40%

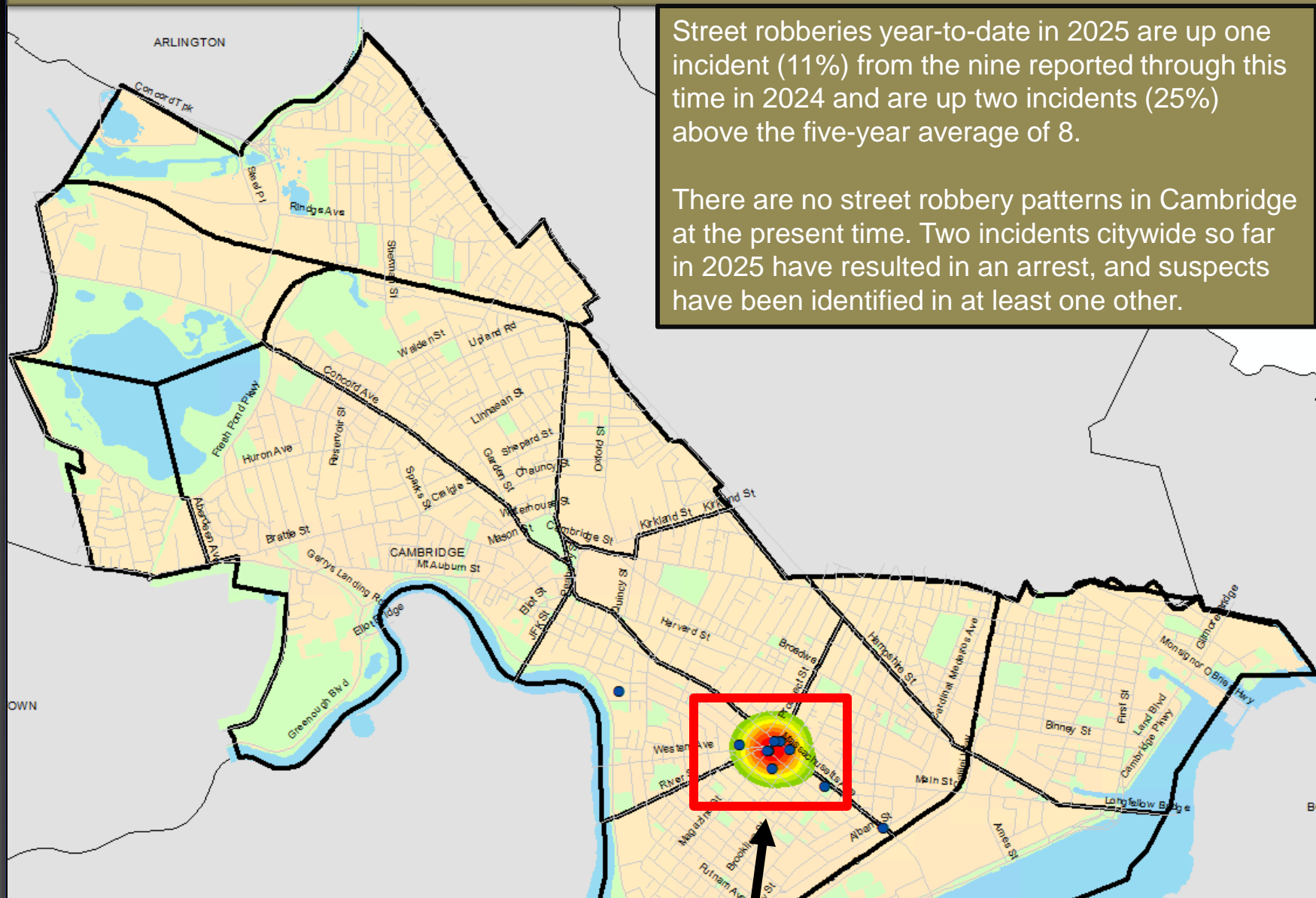
+17%

+17%





Geographic Breakdown of Street Robberies: 1.1.25 – 3.3.25



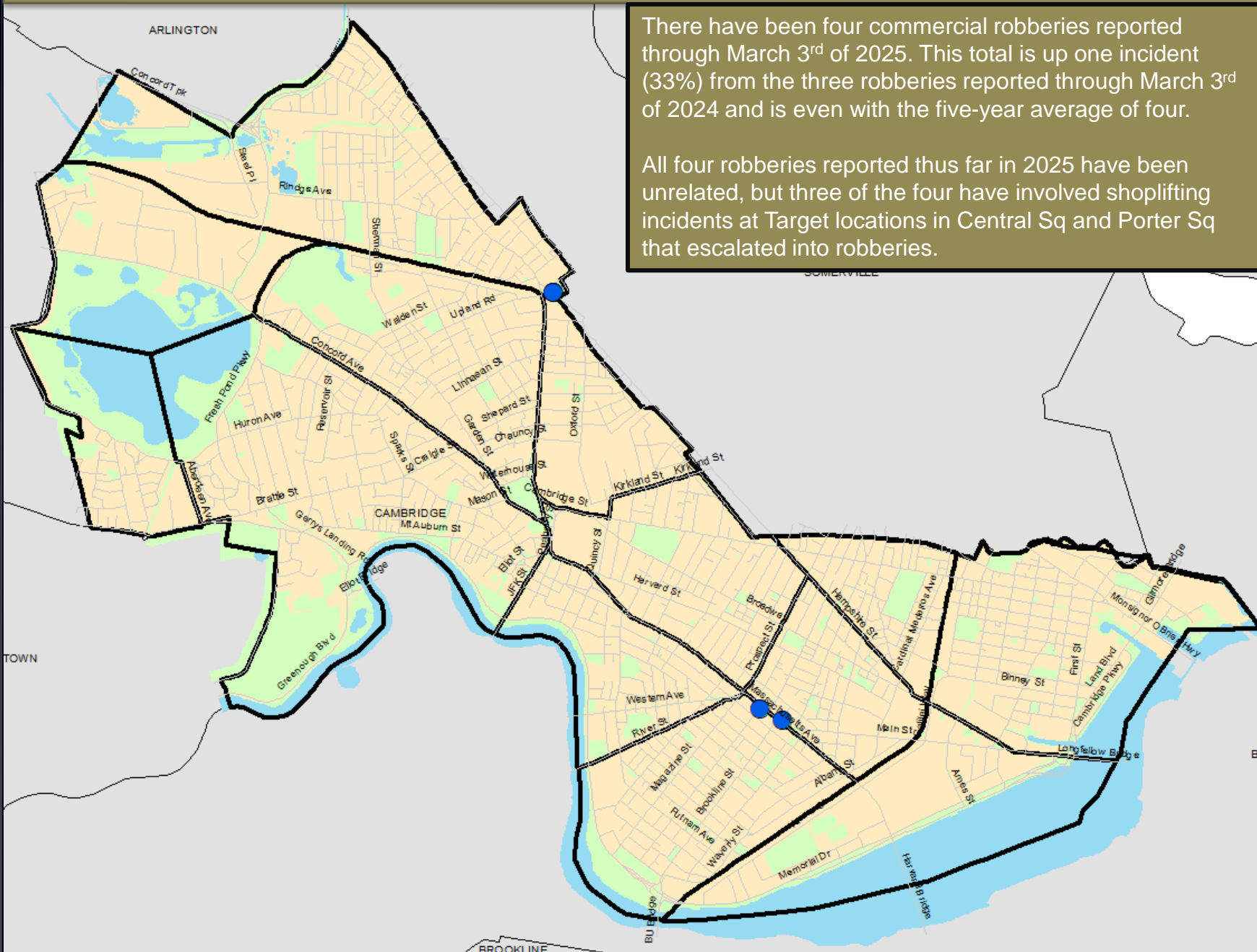
Eight of the ten street robberies reported thus far in 2025 have take place in Central Square. This is similar to a trend seen in this area that began in 2021 and continued throughout all of 2022 and much of 2023 and 2024. Multiple incidents in this area have involved unhoused individuals as victims and/or suspects.



Geographic Breakdown of Commercial Robberies: 1.1.25 – 3.3.25

There have been four commercial robberies reported through March 3rd of 2025. This total is up one incident (33%) from the three robberies reported through March 3rd of 2024 and is even with the five-year average of four.

All four robberies reported thus far in 2025 have been unrelated, but three of the four have involved shoplifting incidents at Target locations in Central Sq and Porter Sq that escalated into robberies.



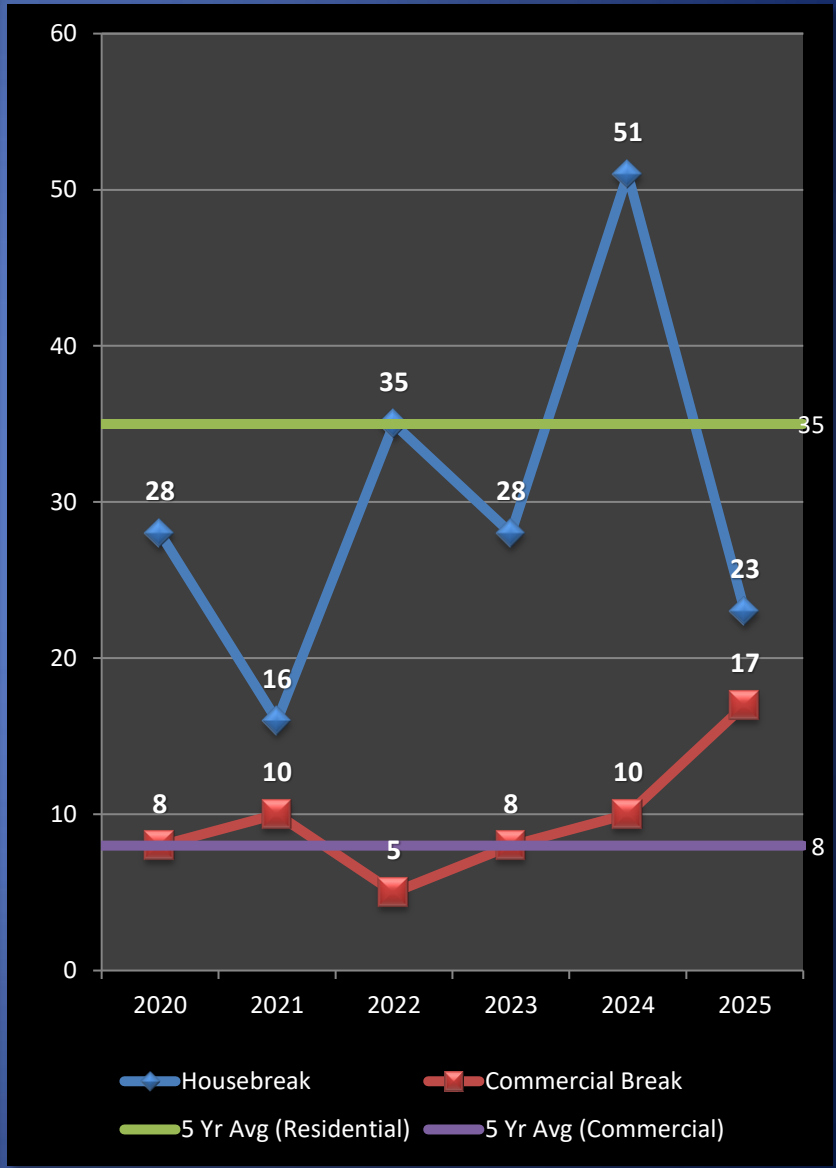


Burglary

Possible Emerging Pattern

- The property index crime of burglary, the combination of residential and commercial breaks, recorded a decrease of 34% through March 3rd of 2025 when compared to the 61 incidents reported during the beginning of 2024. The total of 40 burglary incidents reported thus far in 2025 is also down 9% when compared with the five-year average of 44.
- Housebreaks during the first two months of the year decreased by 28 incidents (-55%) from 51 in 2024 to 23 in 2025. The large number of housebreaks last year was at least in part attributed to a pattern along the Somerville border, which resulted in an arrest. Meanwhile, no housebreak patterns have emerged anywhere in the city so far this year. Of the 23 housebreaks that occurred in the first two months of 2025, Riverside recorded the most citywide with six incidents – 3 in each month.
- Conversely, commercial breaks are up by seven incidents (70%), from 10 incidents in the first two months of 2024 to 17 in 2025. Part of this increase is due to a possible emerging pattern of commercial breaks targeting cash registers across the city.

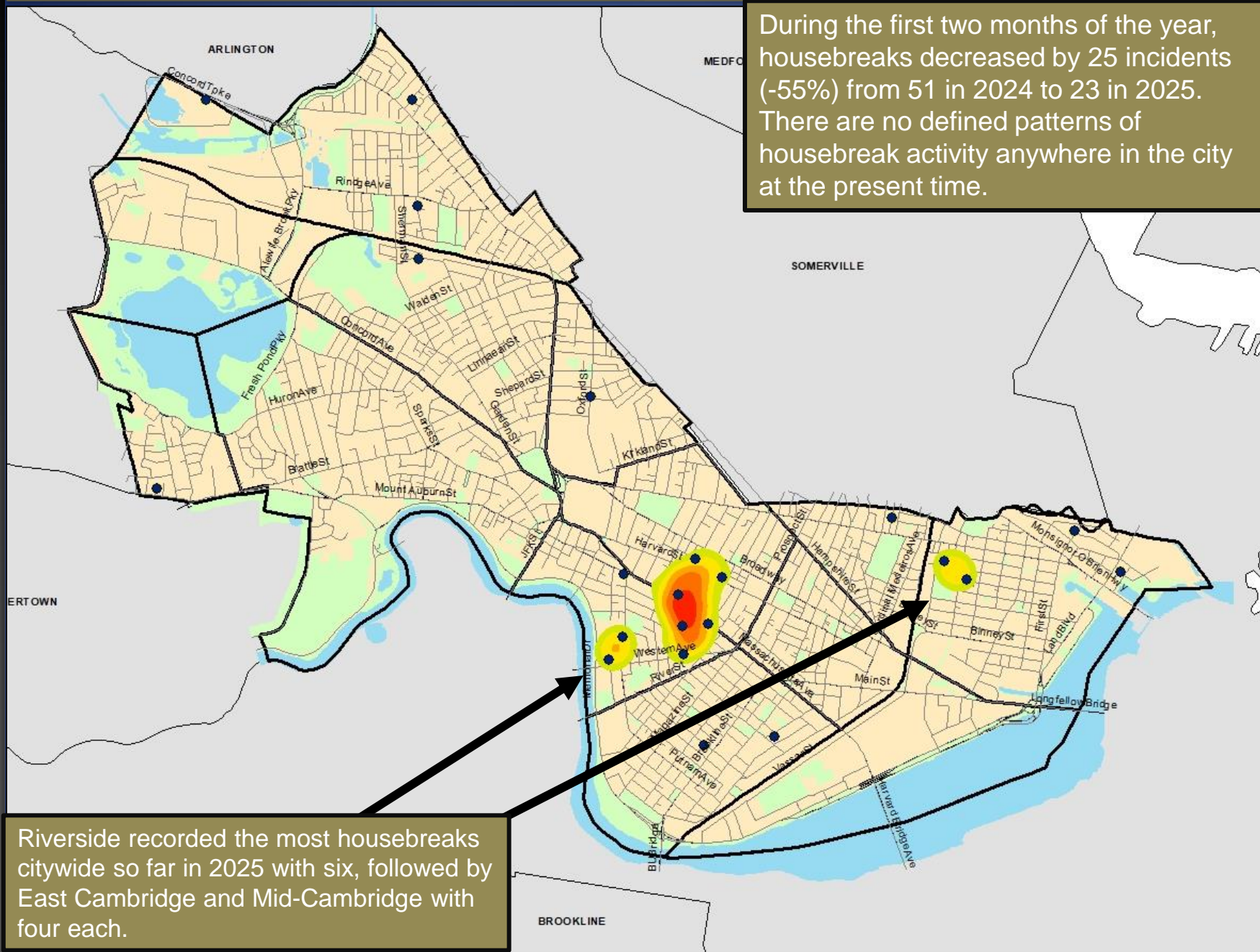
Percent Change		
Last 4 Weeks	Previous Year	5-Year Average
+7%	-34%	-9%





Geographic Breakdown of Housebreaks: 1.1.25 – 3.3.25

During the first two months of the year, housebreaks decreased by 25 incidents (-55%) from 51 in 2024 to 23 in 2025. There are no defined patterns of housebreak activity anywhere in the city at the present time.



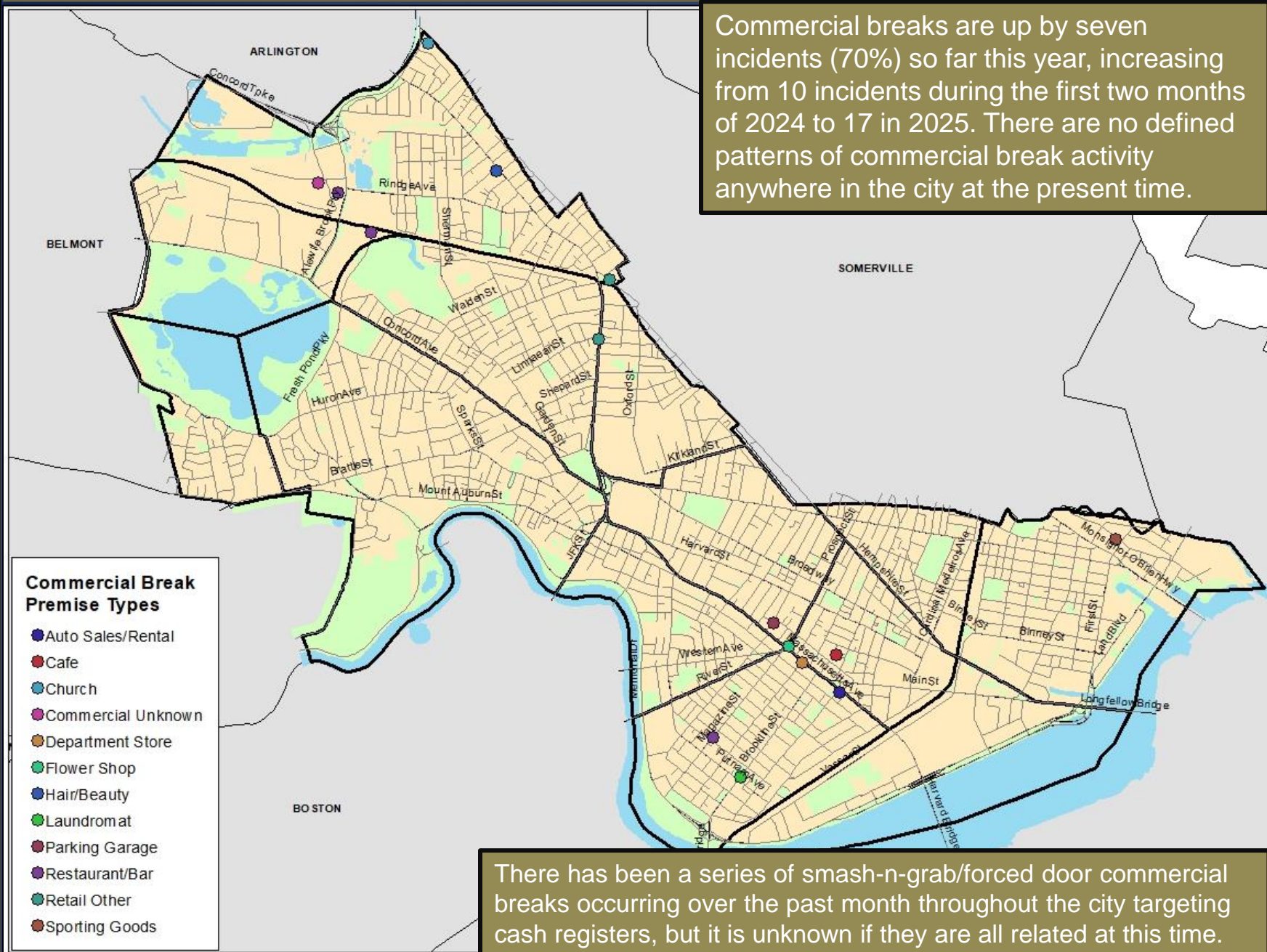
Riverside recorded the most housebreaks citywide so far in 2025 with six, followed by East Cambridge and Mid-Cambridge with four each.



Geographic Breakdown of Commercial Breaks: 1.1.25 – 3.3.25

Cambridge Police BridgeStat

February
2025





LARCENY

No Patterns

- Preliminary stats indicate that overall larceny through March 3rd of 2025 registered at 447 incidents, 39% above the same time in 2024. The total of 447 larcenies reported in 2025 is also 44% above the 5-year average of 310 incidents.
- The larceny from motor vehicle total through March 3rd, 2025, is 39 incidents, 26% above the same time frame in 2024. This total is conversely 33% below the five-year average of 58 incidents.
- Through March 3rd, 2025, there were 16 larcenies from the person reported in Cambridge, down 11% (2 incidents) when compared to 2024. Six of the 16 incidents reported thus far in 2025 took place in Harvard Square. Central Square saw the second most with four incidents.
- There were 33 larcenies from buildings reported in the first two months of 2025. This total is eight incidents (32%) above 2024 and is equal to the five-year average of 33. There are no defined patterns of this crime type in the city at this time.
- Larcenies from residences are down seven incidents (11%) in 2025 when compared with 2024. Package thefts have made up the majority of this crime type in recent years due to the increased volume of deliveries that began during the pandemic and have continued ever since. Package thefts have accounted for 43 of the 59 larcenies from residences (73%) so far this year.
- There have been 36 larcenies of bicycles reported so far in 2025. This total is five incidents (16%) above the 2024 total through March 3rd and two incidents (5%) below the five-year average of 38. The top neighborhood for bike thefts so far in 2025 is North Cambridge with nine incidents.

Percent Change

Last 4 Weeks

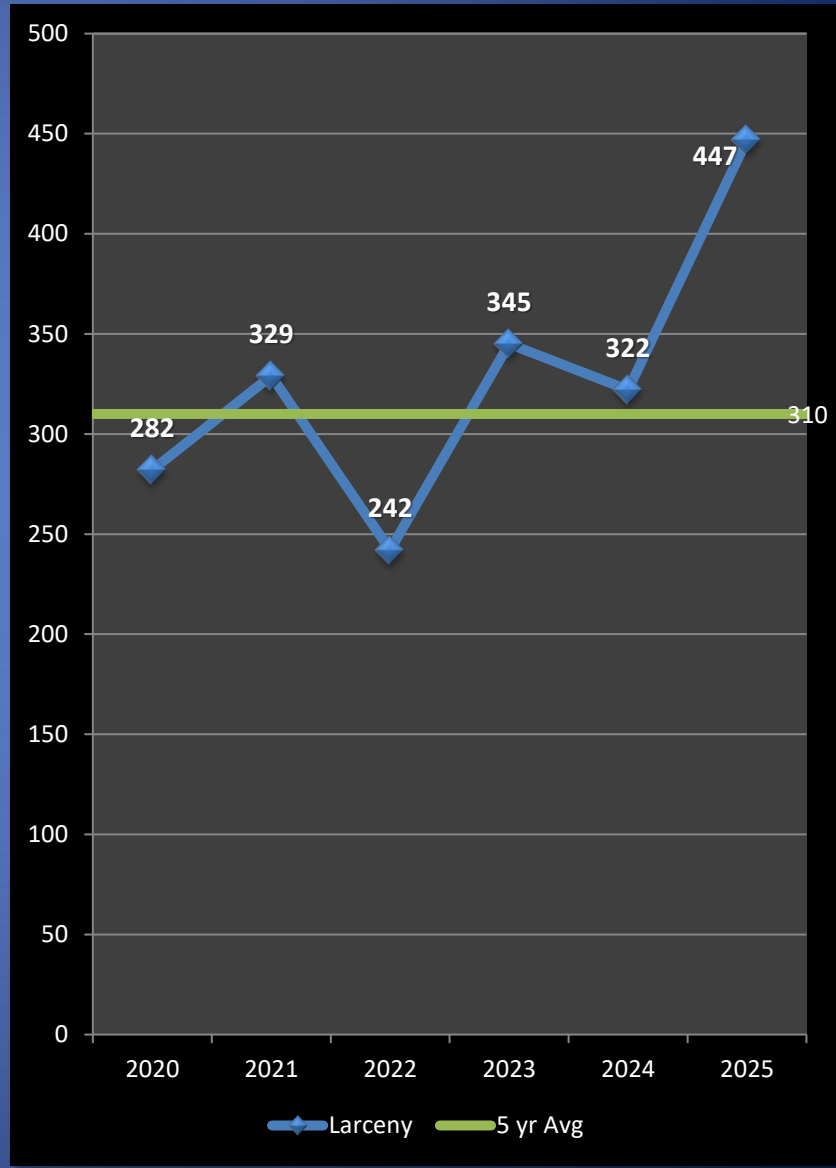
+14%

Previous Year

+39%

5-Year Average

+44%





LARCENY From MV

No Patterns

- The larceny from motor vehicle total through March 3rd, 2025, is 39 incidents, which is 26% (eight incidents) above the same time frame in 2024. The 39 thefts from vehicles reported so far also indicates a decrease of 19 incidents (-33%) below the 58 car breaks forecasted through March 3rd.
- The neighborhoods with the most larcenies from motor vehicles for the first two month of 2025 are Mid-Cambridge with 12 incidents, followed by Cambridgeport, North Cambridge, and Riverside, each registering five incidents.
- Comparing the last four weeks (February) to the previous four (January), there was a 150% increase in larcenies from motor vehicles, with 15 more incidents reported. This notable increase is due to two one-night sprees of car breaks in the Mid-Cambridge area in February.
- Of the 39 incidents reported so far in 2025, 24 vehicles (62%) were entered via unlocked doors and 11 vehicles (28%) were entered by unknown means.

Percent Change

Last 4 Weeks

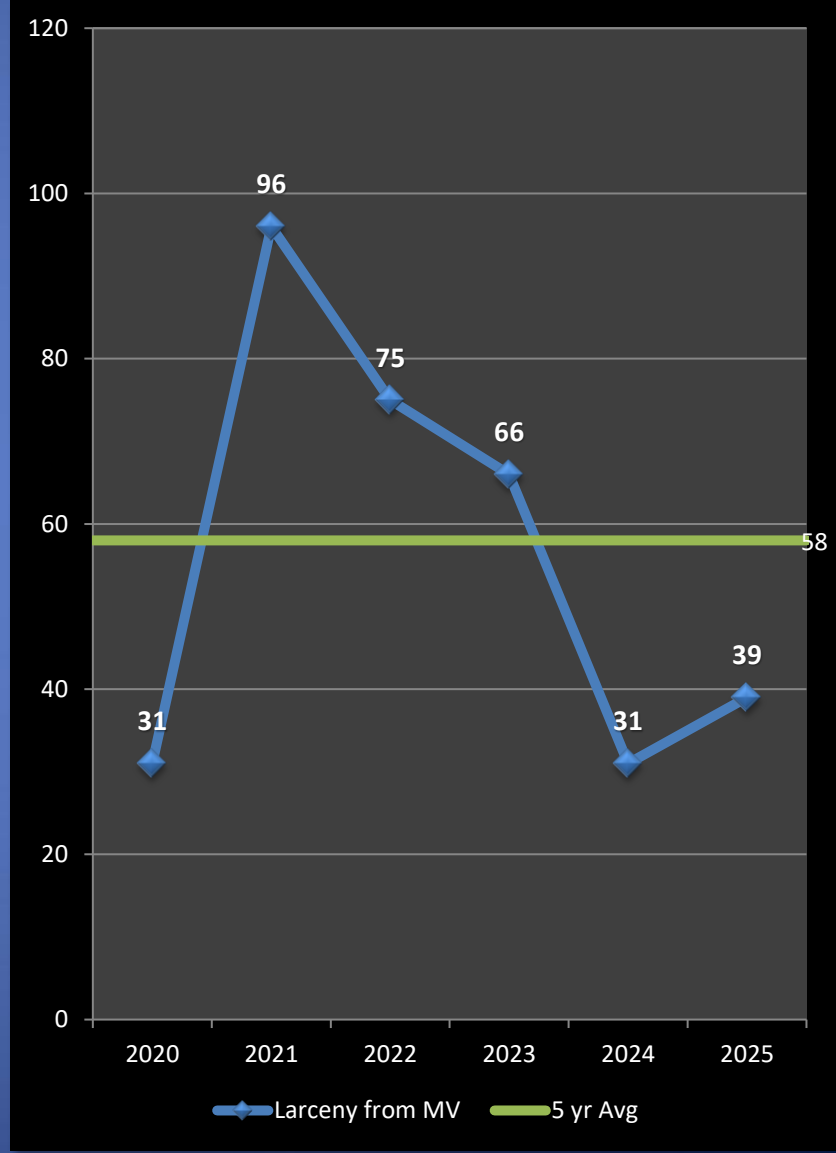
+150%

Previous Year

+26%

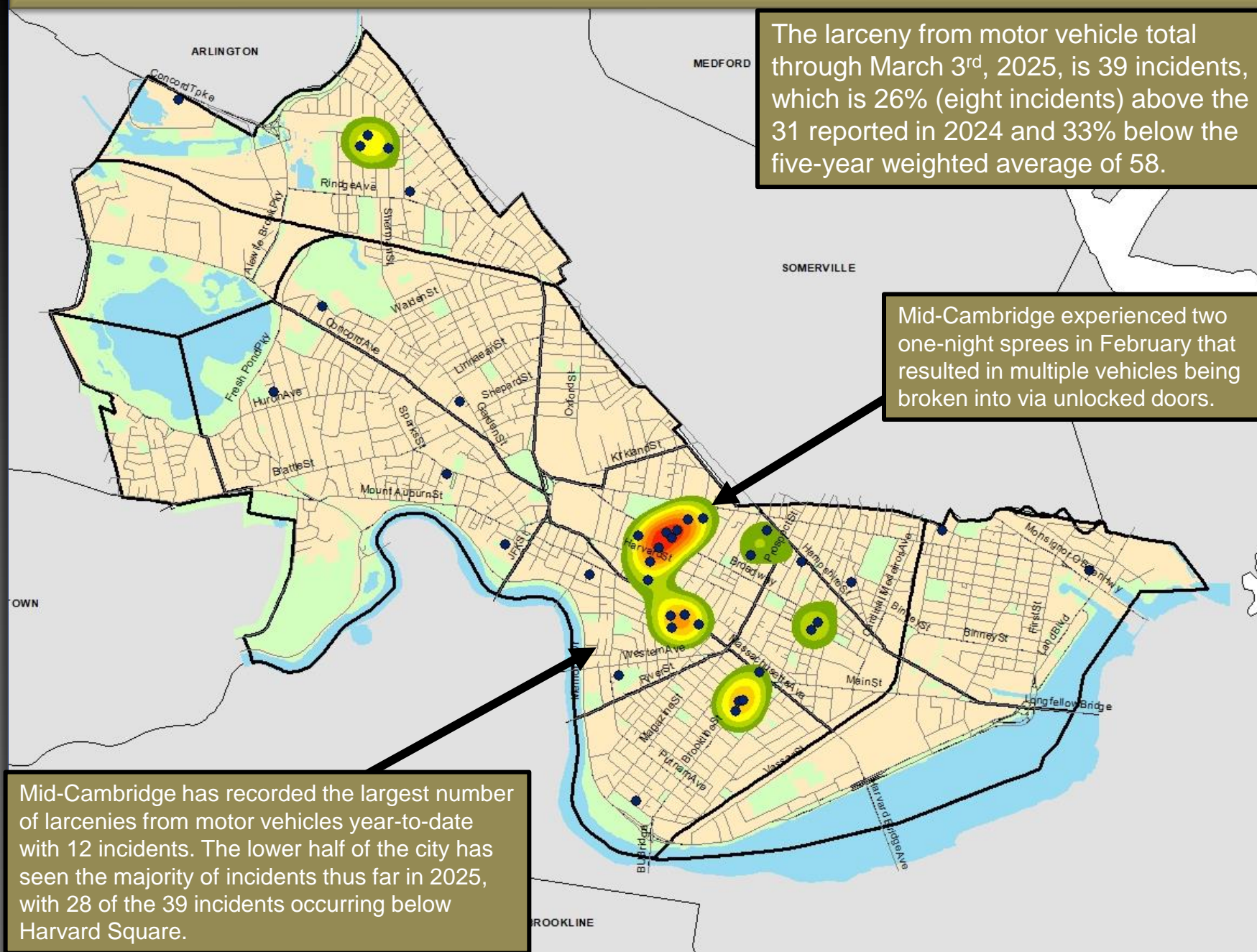
5-Year Average

-33%





Geographic Breakdown of Larceny from Motor Vehicles: 1.1.25 – 3.3.25



The larceny from motor vehicle total through March 3rd, 2025, is 39 incidents, which is 26% (eight incidents) above the 31 reported in 2024 and 33% below the five-year weighted average of 58.

Mid-Cambridge experienced two one-night sprees in February that resulted in multiple vehicles being broken into via unlocked doors.

Mid-Cambridge has recorded the largest number of larcenies from motor vehicles year-to-date with 12 incidents. The lower half of the city has seen the majority of incidents thus far in 2025, with 28 of the 39 incidents occurring below Harvard Square.



LARCENY from Person

No Patterns

- Larceny from the person through March 3rd, 2025, declined by two incidents (11%) when compared to the same time frame in 2024 and increased by one incident (7%) over the projected total of 15 incidents.
- Six of the 16 incidents reported thus far in 2025 took place in Harvard Square. The other incidents took place throughout the city, with Central Square at four incidents, Galleria/East at two incidents, and Porter Square, Bay Square, Alewife/West Cambridge, and 1500-1900 Mass. Ave at one incident each.
- There have been five instances where an individual has been dining and later noticed their property stolen. Three of these five occurred in Harvard Square, with the other two incidents taking place in Central Square. Grab and run situations have accounted for four of the 16 larcenies from person and pocket-picking has accounted for three incidents.

Percent Change

Last 4 Weeks

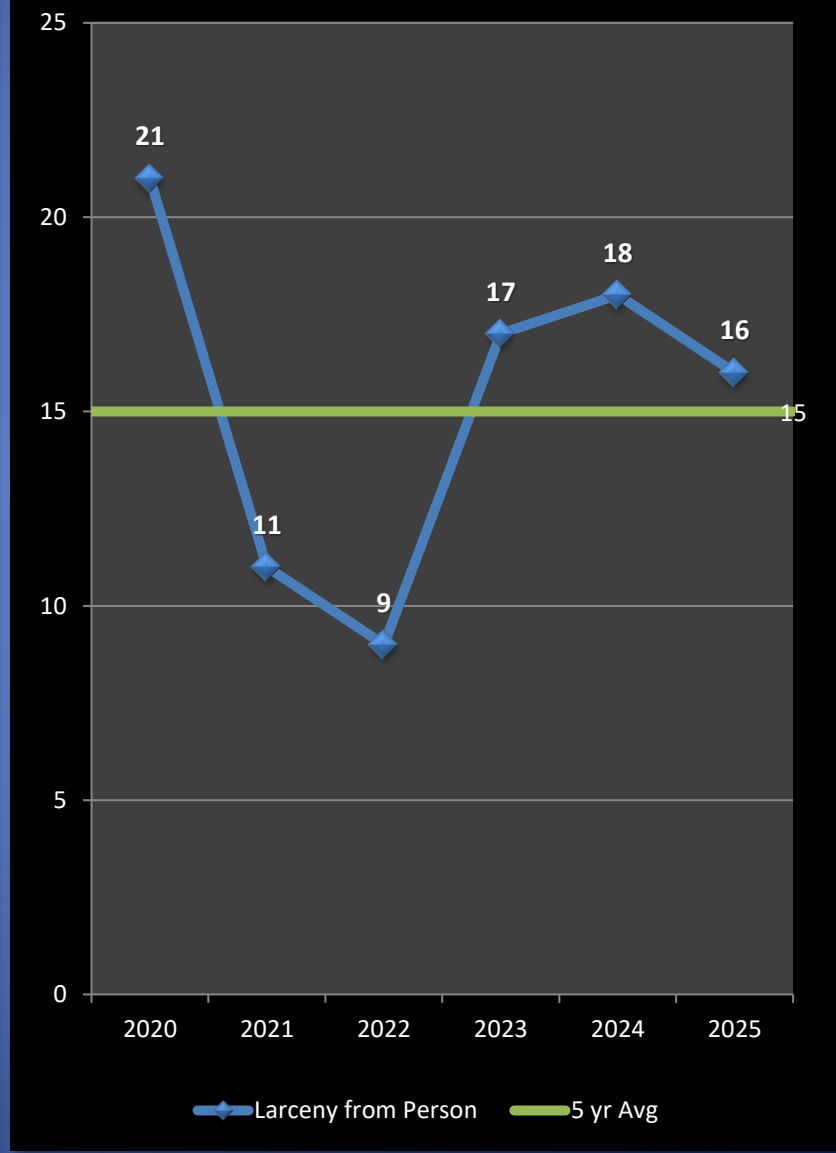
+50%

Previous Year

-11%

5-Year Average

+7%



LARCENY of Bicycle

No Patterns

- There have been 36 bicycle thefts reported citywide so far in 2025, up 16% from the 31 reported during the same time frame in 2024. Conversely, the 2025 total is registering at 5% (two incidents) below the five-year average of 38.
- The most recent four weeks (February) saw a 40% decrease in bike thefts when compared with the previous four weeks (January), with eight fewer thefts reported in February.
- 21 bike thefts (or 58% of all citywide thefts year-to-date) have occurred south/east of Harvard Square.
- Of the 36 bike thefts reported in 2025, 32 (89%) were reportedly locked at the time of the theft.

Top Neighborhoods for Bike Theft in 2025:

Neighborhood	YTD Total	% Citywide
North Cambridge	9	25%
Mid-Cambridge	8	22%
Riverside	4	11%
East Cambridge	4	11%
MIT	4	11%

Percent Change

Last 4 Weeks

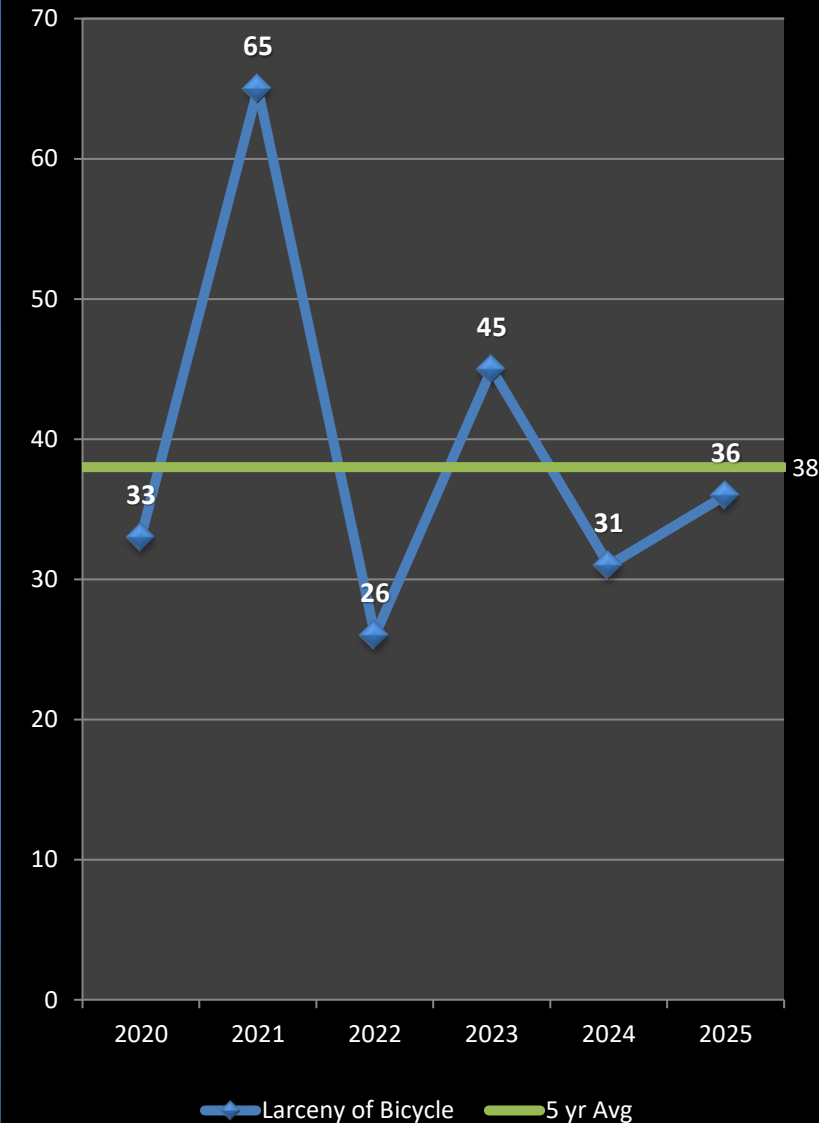
-40%

Previous Year

+16%

5-Year Average

-5%

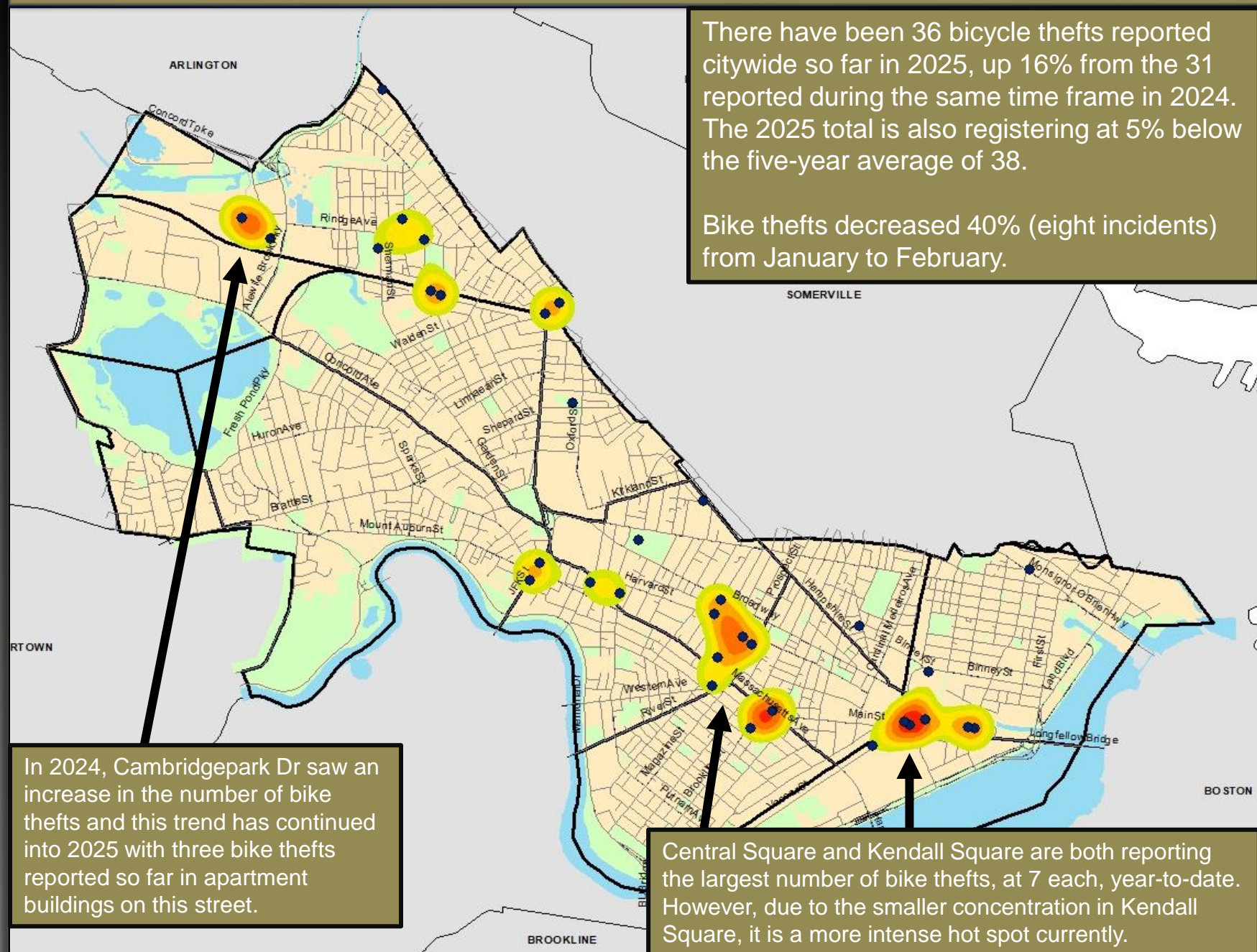




Geographic Breakdown of Bicycle Thefts: 1.1.25 – 3.3.25

There have been 36 bicycle thefts reported citywide so far in 2025, up 16% from the 31 reported during the same time frame in 2024. The 2025 total is also registering at 5% below the five-year average of 38.

Bike thefts decreased 40% (eight incidents) from January to February.



In 2024, Cambridgepark Dr saw an increase in the number of bike thefts and this trend has continued into 2025 with three bike thefts reported so far in apartment buildings on this street.

Central Square and Kendall Square are both reporting the largest number of bike thefts, at 7 each, year-to-date. However, due to the smaller concentration in Kendall Square, it is a more intense hot spot currently.

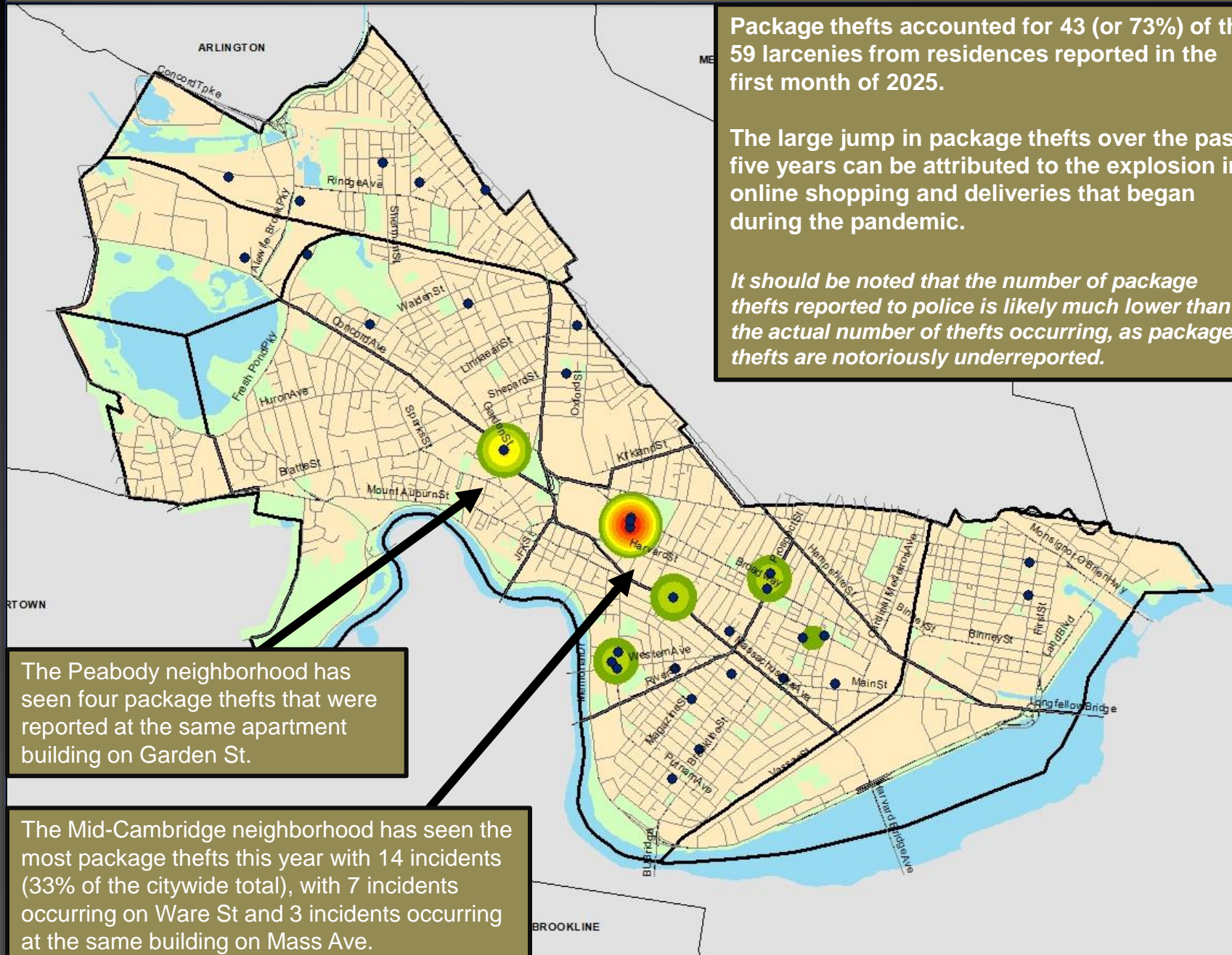


Geographic Breakdown of Package Thefts: 1.1.25 – 3.3.25

Package thefts accounted for 43 (or 73%) of the 59 larcenies from residences reported in the first month of 2025.

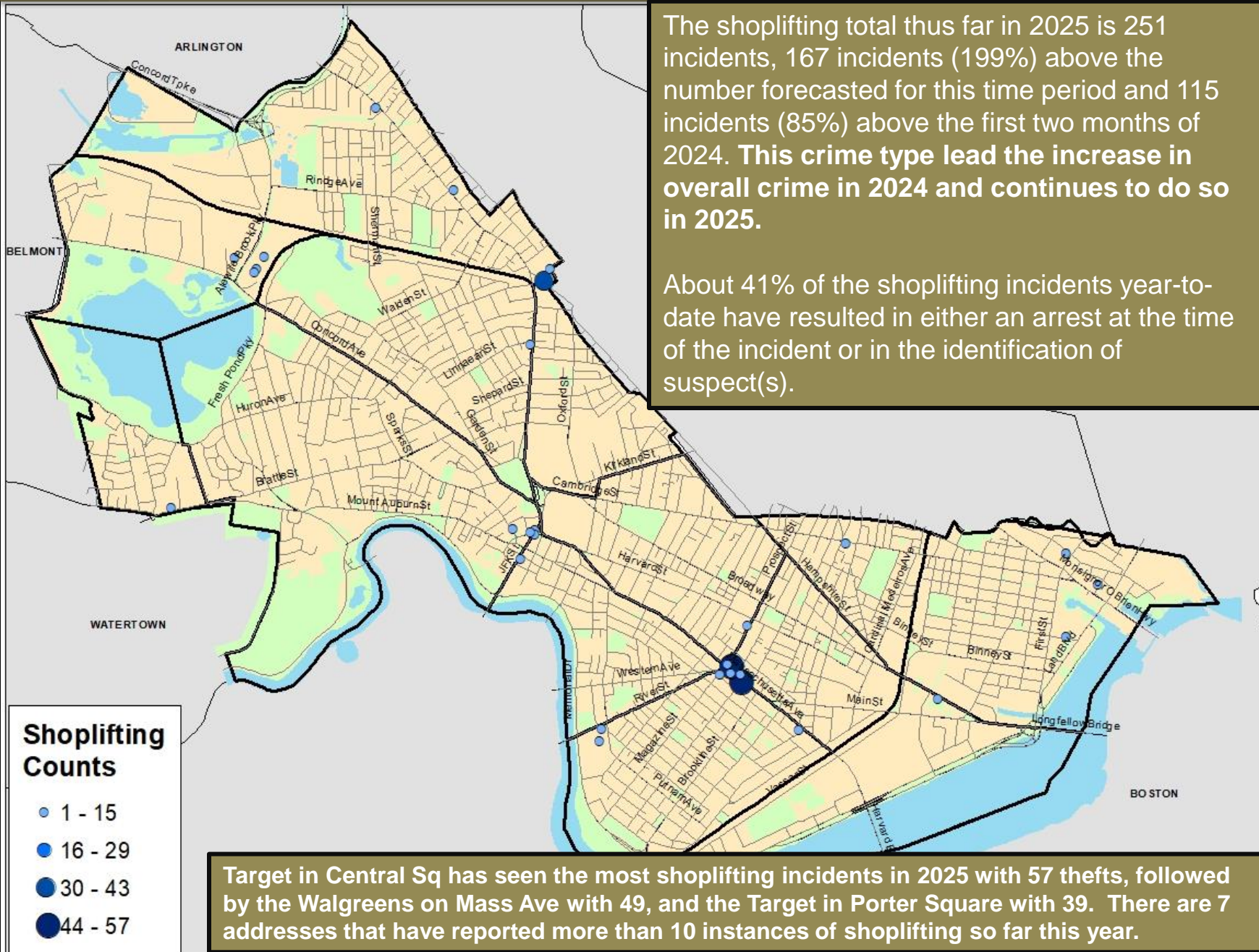
The large jump in package thefts over the past five years can be attributed to the explosion in online shopping and deliveries that began during the pandemic.

It should be noted that the number of package thefts reported to police is likely much lower than the actual number of thefts occurring, as package thefts are notoriously underreported.





Geographic Breakdown of Shoplifting: 1.1.25 – 3.3.25





AUTO THEFT

No Patterns

- The five-year weighted average for auto theft for the first two months of the year is 14, and with 15 reported so far in 2025, Cambridge has experienced an increase of 7% above the expected total. Auto thefts also increased 25% (three incidents) when compared with the first two months of 2024.
- The most recent four weeks (February) saw an increase of eight incidents (400%) over the previous four weeks (January).
- The neighborhood breakdown for auto theft totals in 2025 is as follows: East Cambridge – 3; Peabody – 3; Riverside – 3; and Cambridgeport, Highlands, Inman/Harrington, Mid-Cambridge, North Cambridge, and West Cambridge – 1 each.
- Five of the 15 auto thefts reported so far this year involved a situation where the operator left the vehicle unlocked and/or running in order to deliver a package or grab food. When the victim returned, the vehicle was gone.
- Eight of the 15 motor vehicles stolen in 2025 have been recovered to date, with one involving an arrest at the time of the recovery.

Percent Change

Last 4 Weeks

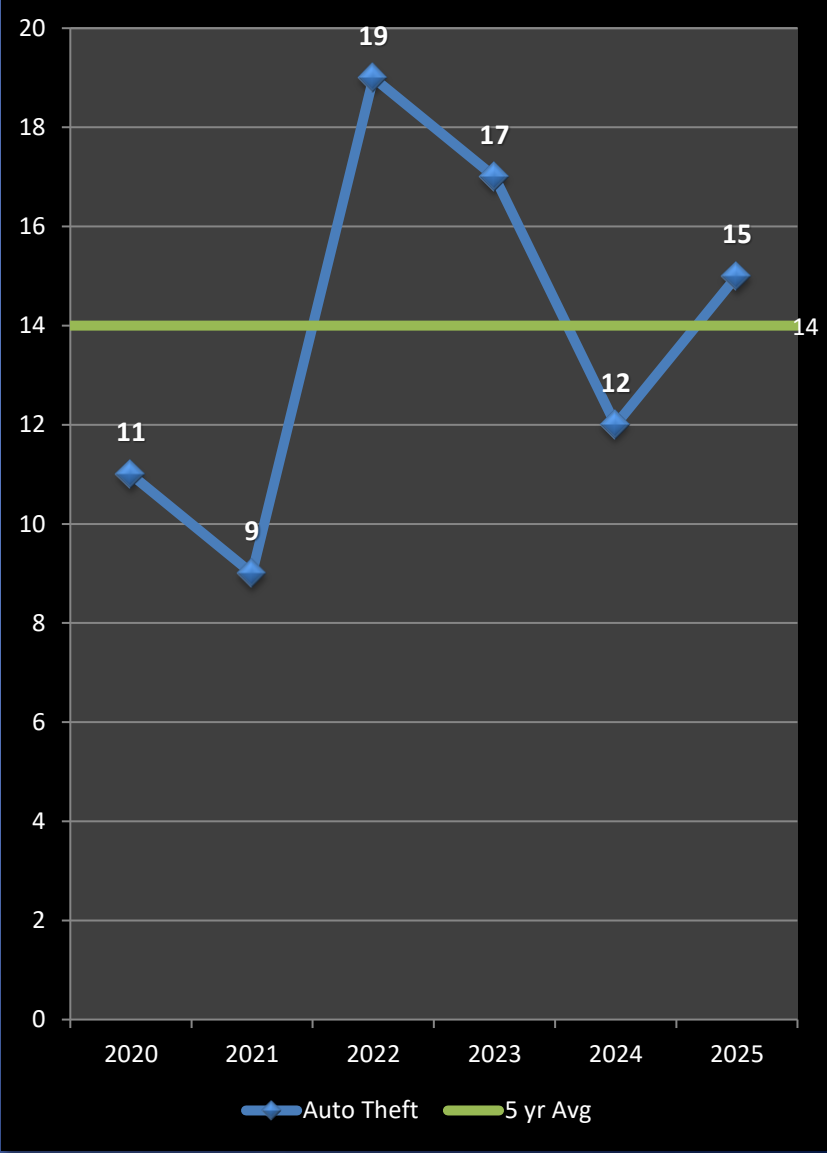
Previous Year

5-Year Average

+400%

+25%

+7%





Help Prevent Crime

And keep yourself informed!

To receive information from the CPD:

- Sign up with for the **Cambridge Alert Network**, to receive alerts about emerging crime patterns, neighborhood meetings, and crime prevention tips, by visiting www.CambridgeMa.gov/AlertNetwork.
- “Like” the Cambridge Police Department on Facebook at www.facebook.com/CambridgePolice
- Follow [@CambridgePolice](https://twitter.com/CambridgePolice) on Twitter.
- Visit our website at www.CambridgePolice.org for valuable information and reports including the Daily Log and BridgeStat, which is published on the first Friday of every month.
- Download our “MyPD” smartphone app at www.CambridgePolice.org/MyPD.

To Share Information with the CPD:

- Call our Non-Emergency Telephone Number at **617-349-3300**.
 - Every call for service generates a police response, so help drive our resources by reporting things that seem suspicious or out of the ordinary.
- Send an Anonymous TEXT-A-TIP:
 - Send an ANONYMOUS text message to **Tip411 (847411)**. Begin your message with Tip650 and then type your message. You will receive a response from the Cambridge Police with the option to continue communicating. Please remember that this is not a replacement for 9-1-1. **If you witness an emergency situation, please call 9-1-1 immediately.**
- Send an Anonymous Crime Tip E-Mail at www.CambridgePolice.org/Tips