



Cambridge Police Department BridgeStat

January 2024

Produced by the Crime Analysis Unit

****Preliminary 2023 Year-to-Date numbers are subject to change
as data is finalized in the coming weeks.***



Part I Total Crime

An analysis of the serious crime statistics for January of 2024 points to a moderate increase of 10% in the Part One index total for Cambridge when compared with January of 2023. During the first month of the year, there were 207 serious crimes reported in the City. For the same time period in 2023, the combined total for Murder, Rape, Robbery, Aggravated Assault, Burglary, Larceny & Auto theft was 188 incidents. When measured against the five-year average, a 15% rise in the crime index has been registered.

Further analysis of the crime totals for the first month of 2024 indicates that violent crimes recorded a 9% increase when compared with last year. There were zero homicides, 3 rapes, 6 robberies, and 16 aggravated assaults recorded during the first 29 days of January.

The numbers indicate that property crimes rose 10% in January of 2024 with an additional 17 crimes reported over the January 2023 total. The 73% increase in shoplifting and the 88% rise in burglaries during the first month of the year are the key trend indicators in 2024 that have driven the upward curve in the property crime index.

When analyzing the serious crime totals of January 2024 versus the previous month of December 2023, there was a decrease of 4% in the number of index incidents, with nine fewer crimes reported.

An analysis of **preliminary** end-of-the-year serious crime statistics for Cambridge in 2023 points to a sizable increase of 11% in the Part One index total for Cambridge when compared with 2022. There were 3,226 serious crimes reported in the City throughout 2023. For the same time period in 2022, the combined total for Murder, Rape, Robbery, Aggravated Assault, Burglary, Larceny & Auto theft was 2,895 incidents. When measured against the five-year average, a 24% rise in the crime index was registered.

	<u>4 Week Snapshot</u>			<u>Year to Date</u>			<u>Five Year</u>	
	12/5/23 - 1/1/24	1/2/24 - 1/29/24	Change	2023	2024	Change	Avg	Change
Total Violent Crime	27	22	-19%	23	25	9%	20	25%
Total Property Crime	180	176	-2%	165	182	10%	160	14%
Total Part I Crime	207	198	-4%	188	207	10%	180	15%



Part I Property Crime

Analysis of property crime totals for January of 2024 reveals a 10% increase when measured against the January 2023 total and a 14% rise above the five-year average of 160.

The majority of property crime categories recorded decreases when measured against the first 29 days of 2023. However, those that saw increases were key to the 10% increase in the property crime total thus far into 2024. Most notably, a 73% jump in shopliftings (up 24 incidents) and a 145% surge in housebreaks (up 16 incidents) have contributed to the overall rise.

	4 Week Snapshot			Year to Date			Five Year	
	12/5/23 - 1/1/24	1/2/24 - 1/29/24	Change	2023	2024	Change	Avg	Change
Burglary	26	32	23%	17	32	88%	14	129%
Commercial Break	11	5	-55%	6	5	-17%	3	67%
Housebreak	15	27	80%	11	27	145%	11	145%
Larceny	145	136	-6%	143	142	-1%	140	1%
Larceny (Misc)	6	4	-33%	5	4	-20%	5	-20%
Larceny from Building	11	18	64%	18	18	0%	19	-5%
Larceny from MV	13	15	15%	32	16	-50%	34	-53%
Larceny from Person	5	7	40%	8	7	-13%	6	17%
Larceny from Residence	32	24	-25%	23	24	4%	30	-20%
Larceny of Bicycle	25	10	-60%	16	11	-31%	18	-39%
Larceny of Plate	0	2	IN-CALC	4	2	-50%	2	0%
Larceny of Services	2	3	50%	4	3	-25%	2	50%
Shoplifting	51	53	4%	33	57	73%	23	148%
Auto Theft	9	8	-11%	5	8	60%	7	14%
Total Property Crime	180	176	-2%	165	182	10%	160	14%



Part I Violent Crime

From January 1st to January 29th of 2024, there were 25 violent crimes recorded in Cambridge, two incidents (+9%) above last year's first month total of 23 incidents and five incidents (+25%) above the 20 crimes forecasted for the first month of the year.

There were three rapes reported in Cambridge in January 2024, which is up two incidents from 2023. The three rapes in January were categorized as one each of the following: an acquaintance incident, a contact scenario, and a blitz assault.

The trend observed during the past couple years of a high percentage of aggravated assaults and street robberies occurring in Central Square and on peripheral side streets has subsided with the colder weather and current construction in the area. Although three of the five street robberies have taken place in the Central Square area, it is too early to tell if this will continue to be the hot spot that it has been in the past.

Shortly after midnight on November 23, 2023, officers responded to the area of 10 Magazine Street in Central Square. Two individuals with gunshot wounds were located and transported to a Boston hospital. One victim, 27-year-old Danasia Greene of Cambridge, was pronounced deceased at the hospital. The second victim, a 26-year-old male from Boston, was treated for non-life-threatening injuries. This incident marked the first homicide reported in Cambridge in over two years and the only homicide reported in the City in 2023. It remains under investigation at this time.

	4 Week Snapshot			Year to Date			Five Year	
	12/5/23 - 1/1/24	1/2/24 - 1/29/24	Change	2023	2024	Change	Avg	Change
Homicide	0	0	IN-CALC	0	0	IN-CALC	0	IN-CALC
Rape	2	3	50%	1	3	200%	1	200%
Robbery	5	3	-40%	3	6	100%	4	50%
Commercial Robbery	0	1	IN-CALC	1	1	0%	1	0%
Street Robbery	5	2	-60%	2	5	150%	3	67%
Aggravated Assault	20	16	-20%	19	16	-16%	14	14%
Total Violent Crime	27	22	-19%	23	25	9%	20	25%



MURDER

No Patterns

- Shortly after midnight on November 23rd, 2023, officers responded to the area of 10 Magazine Street in Central Square. Two individuals with gunshot wounds were located and transported to a Boston hospital. One victim, 27-year-old Danasia Greene of Cambridge, was pronounced deceased at the hospital. The second victim, a 26-year-old male from Boston, was treated for non-life threatening injuries. This incident marked the first homicide reported in Cambridge in over two years and was the only homicide reported in the City in 2023. It remains under active investigation at this time.
- There were no murders recorded in Cambridge in all of 2022. This has happened only three other times in the past 20 years—in 2004, 2007, and 2010.
- In the last reported homicide in Cambridge prior to the November 2023 incident, on Saturday 3/27/21, there was a fatal shooting that occurred at approximately 12:40 a.m. on Pemberton Street. The victim was reportedly located unconscious outside his vehicle by a passerby who called 911. The victim was transported to Mount Auburn Hospital where he later died. The victim has been identified as Xavier Louis-Jacques, 19, of Cambridge. The investigation is ongoing.
- On April 23, 2020, Jose Bermudez was arrested for the fatal daylight stabbing of 33-year-old Danilo Perez in Central Square on April 14. Bermudez and Perez were both part of the homeless community and were known to each other. Bermudez is being held without bail. This was the only homicide recorded in 2020.

Please note: The 2023 figure excludes the fatal Cambridge Police officer-involved shooting of Sayed Faisal on January 4, 2023.

Percent Change*

Last 4 Weeks

0%

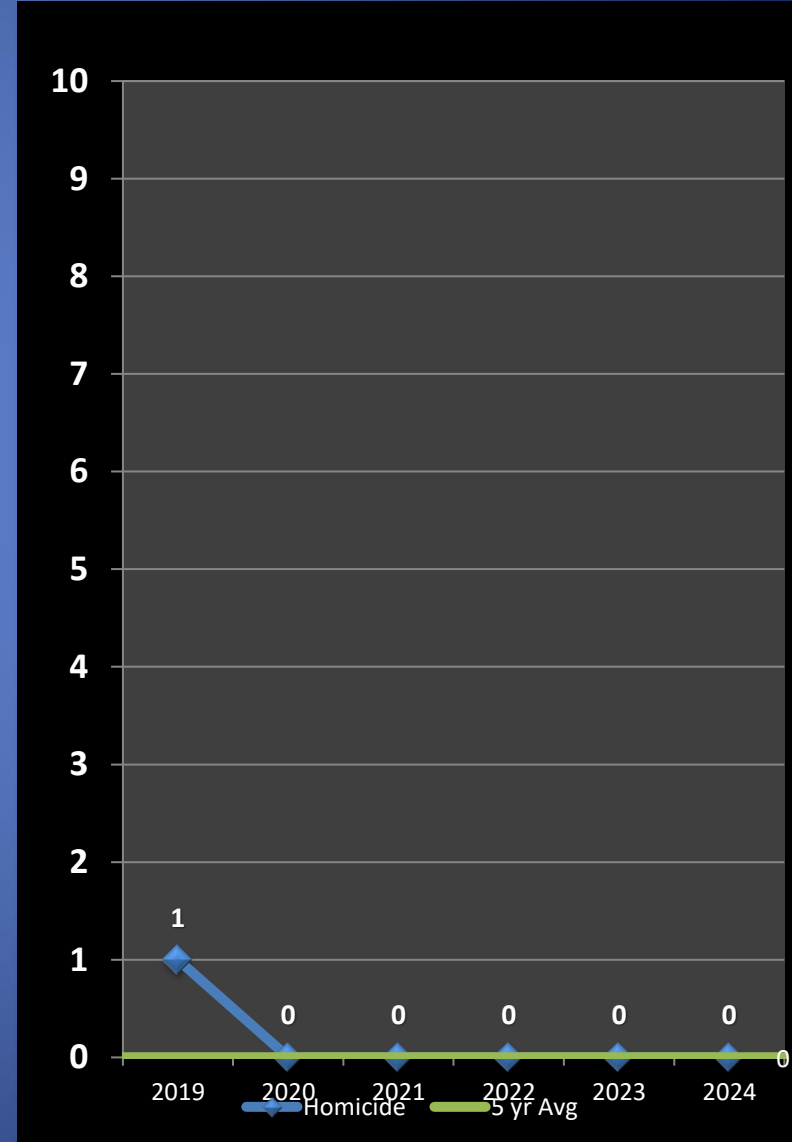
Previous Year

0%

5-Year Average

0%

*IN -CALC: Percentages are not calculated for numbers so small as to present a statistically misleading percentage.





RAPE

No Patterns

- There were three rapes reported in Cambridge during January of 2024. This is up two incidents from the one rape reported in January of 2023. The three rapes reported during the first month of this year have been categorized as one acquaintance assault, one contact rape, and one blitz incident.

2023 Review:

- Preliminary counts indicate that there were 43 rapes reported in 2023, which have been categorized as 10 domestic incidents, 20 acquaintance incidents, nine contact scenarios, and four blitz assaults.
- One of the domestic rapes and one of the acquaintance rapes in 2023 resulted in the arrest of the suspect at the time of the incident.
- The total number of reported rapes tends to fluctuate from year to year, but the number of stranger-to-stranger rapes reported each year in Cambridge—typically between one and ten—remains extremely low.

Percent Change*

Last 4 Weeks

+50%

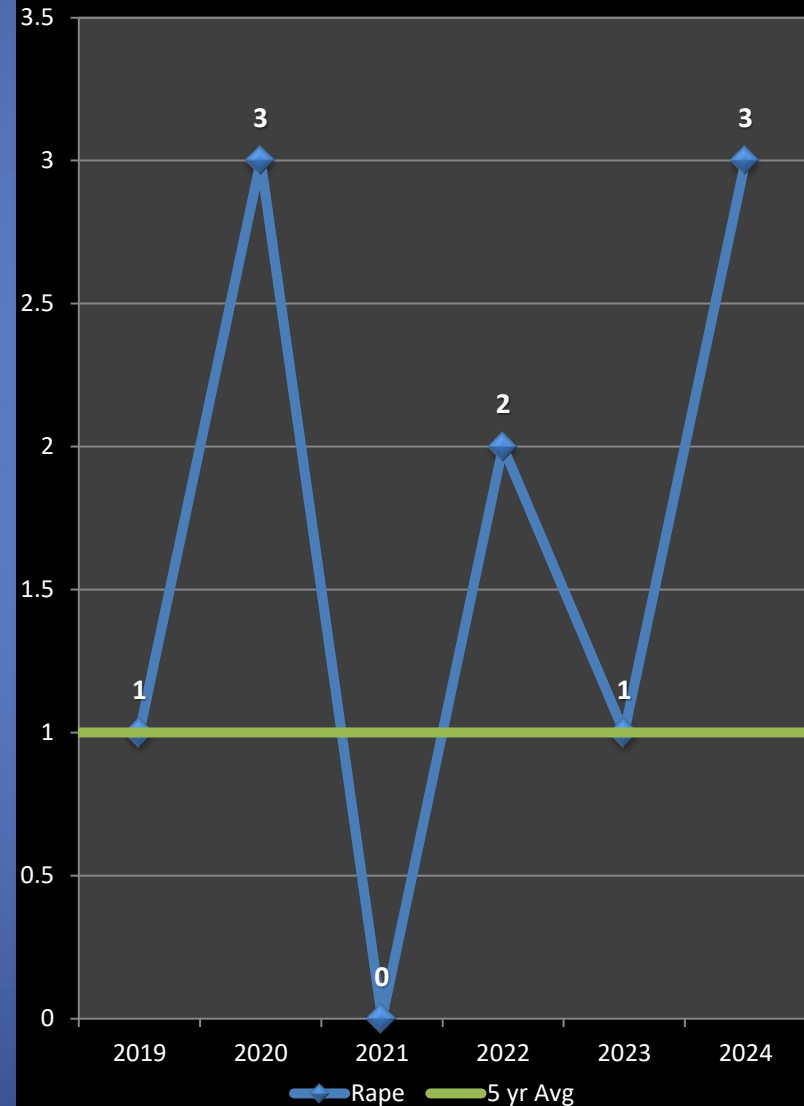
Previous Year

+200%

5-Year Average

+200%

*IN -CAL: Percentages are not calculated for numbers so small as to present a statistically misleading percentage.





AGGRAVATED ASSAULT

No Patterns

- The total of 16 aggravated assaults reported through January 29, 2024, is 3 crimes (-16%) below the total for 2023, and 2 incidents (+14%) above the five-year average of 14 crimes.
- The 16 aggravated assaults reported in 2023 were comprised of the following classifications: 7 domestic altercations; 2 workplace incidents; and one each of the following: an unprovoked scenario; acquaintance assault; juvenile-related assault; psychotic episode; shop owner/patron assault; assault on police; and landlord/neighbor assault.
- The trend observed during the past couple years of a high percentage of aggravated assaults occurring in Central Sq and on peripheral side streets has yet to surface in 2024. Only three of the aggravated assaults year to date were reported in Central Square.
- There was one shots fired incident reported in Cambridge in January 2024, with no injuries reported. Through the same time period in 2023, there was one confirmed shots fired incident, resulting in the non-fatal shooting of two victims on Washington St.

2023 Review:

- Preliminary numbers indicated that there was a total of 307 aggravated assaults reported in 2023, which was 49 crimes (+19%) above the total for 2022, as well as 89 incidents (+41%) above the five-year average of 218 crimes.
- There were six confirmed shots fired incidents in Cambridge in 2023 (excluding the fatal officer involved shooting of Sayed Faisal on January 4, 2023). Three of these incidents resulted in the non-fatal shootings of four total victims. However, the incident on November 23, 2023, near Central Square resulted in both the non-fatal shooting of one victim and the fatal-shooting of a second victim. This incident marked the first homicide in Cambridge in over two years and the only homicide in 2023.

Percent Change

Last 4 Weeks

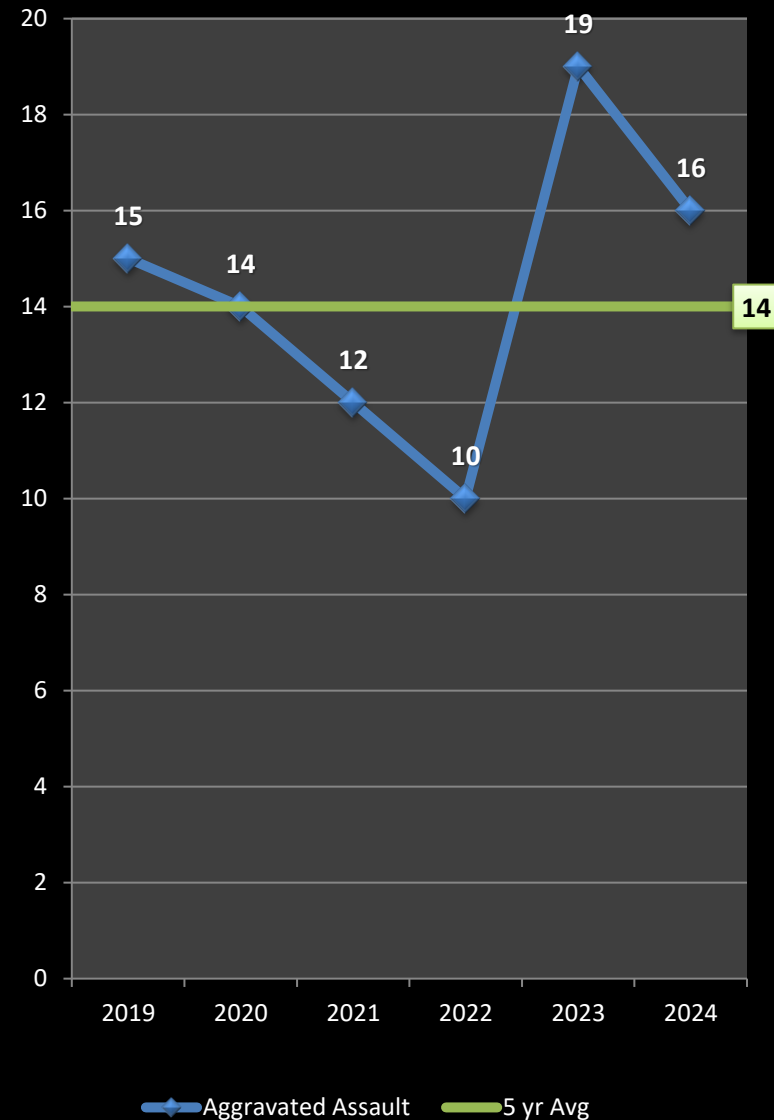
-20%

Previous Year

-16%

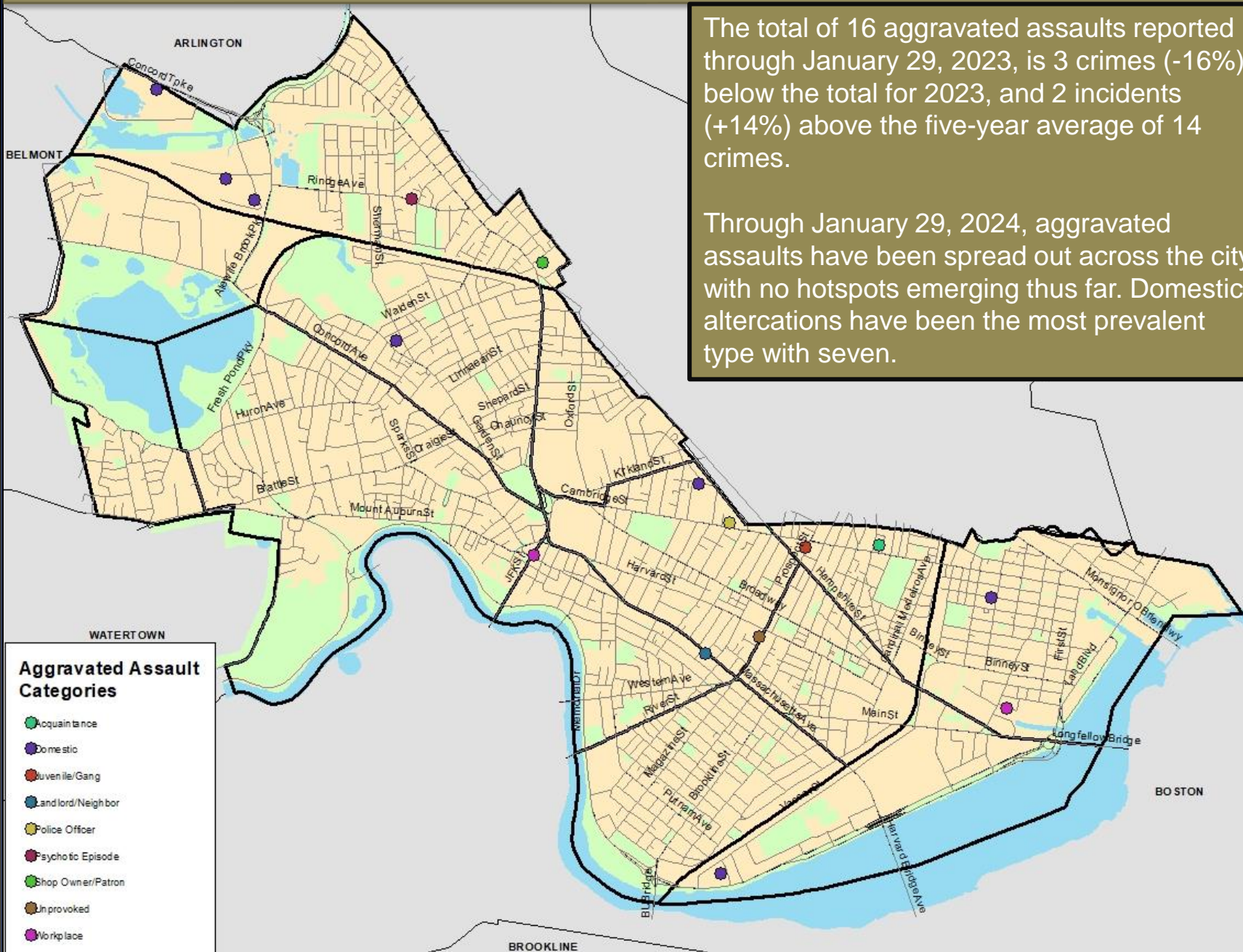
5-Year Average

+14%





Geographic Breakdown of Aggravated Assaults: 1.1.24 – 1.29.24



The total of 16 aggravated assaults reported through January 29, 2023, is 3 crimes (-16%) below the total for 2023, and 2 incidents (+14%) above the five-year average of 14 crimes.

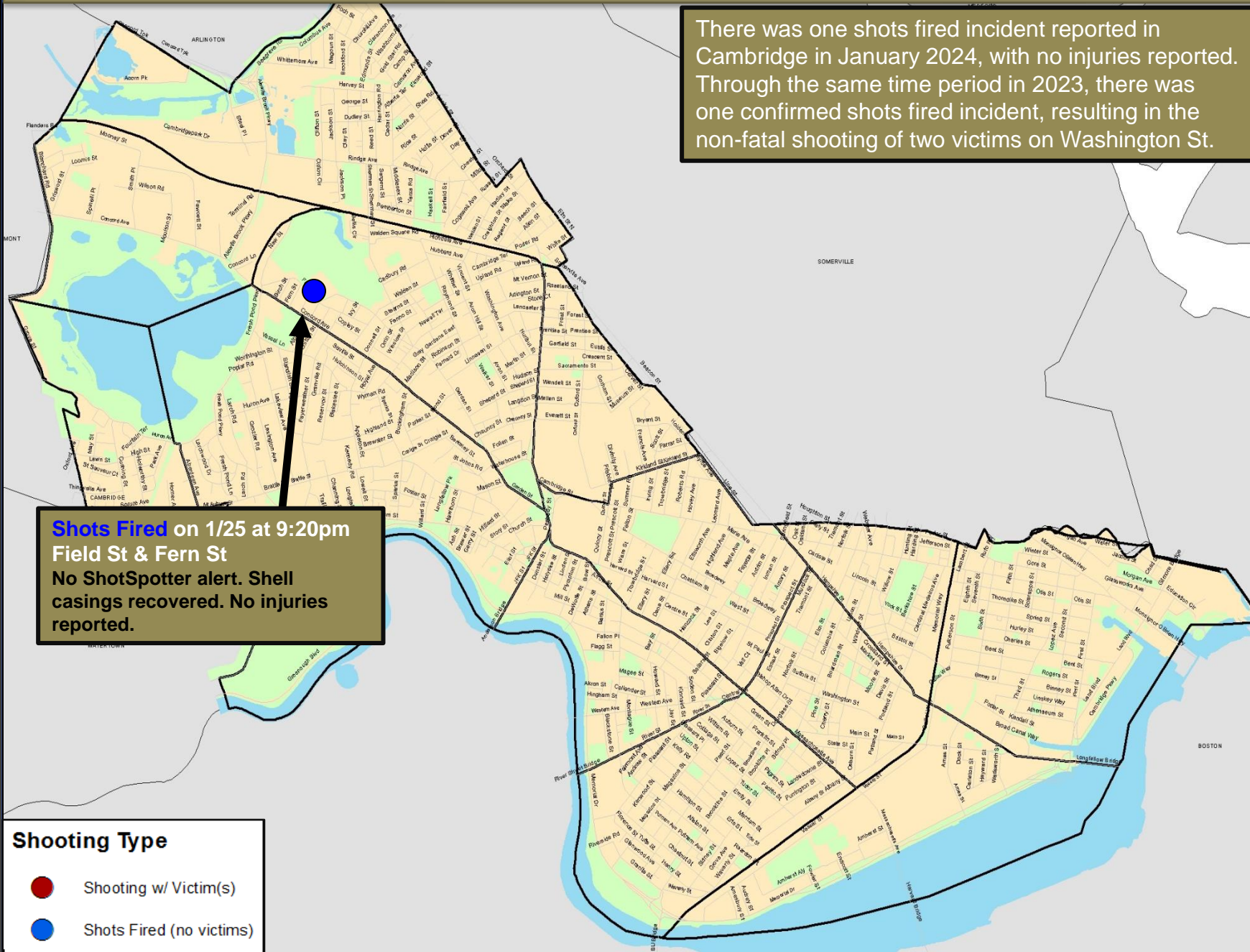
Through January 29, 2024, aggravated assaults have been spread out across the city with no hotspots emerging thus far. Domestic altercations have been the most prevalent type with seven.



Confirmed Shots Fired and Shootings in Cambridge: 1.1.24 – 1.29.24

Cambridge Police BridgeStat

There was one shots fired incident reported in Cambridge in January 2024, with no injuries reported. Through the same time period in 2023, there was one confirmed shots fired incident, resulting in the non-fatal shooting of two victims on Washington St.



Shots Fired on 1/25 at 9:20pm
Field St & Fern St
No ShotSpotter alert. Shell casings recovered. No injuries reported.

Shooting Type

- Shooting w/ Victim(s)
- Shots Fired (no victims)

January 2024



Robbery

No Patterns

- The five-year average for overall robbery in Cambridge through 1/29 is four incidents. In 2024, six total robberies have been recorded to date, which translates to a 50% increase above the projected total and a 100% incline above the three robberies counted in January 2023.
- There has been one commercial robbery and five unrelated street robberies reported thus far in 2024.

2023 Review:

- The five-year average for overall robbery in Cambridge for the year is 80 incidents. In 2023, preliminary numbers indicate that 126 robberies were recorded, which translates to a 58% increase above the projected total and a 31% incline above the 96 robberies counted in 2022.
- There were 35 commercial robberies reported in 2023. This total is 94% above the 18 reported last year and 119% above the five-year average of 16. Part of the increase in 2023 can be attributed to a regional pattern of armed commercial robberies involving a lone male suspect with a firearm that affected both Cambridge and Boston during the first quarter, as well as a regional pattern of armed robberies at convenience stores in October. Many of the remaining commercial robberies this year involved escalated shoplifting incidents at local retail and drug stores.
- The 91 street robberies reported in 2023 are up 17% over the 78 reported in 2022 and are up 42% over the five-year average of 64. Despite the increase, there are no active street robbery patterns in Cambridge at the present time. However, the past few months have seen an increase in pack robberies involving groups of juveniles and acquaintance robberies between unhoused individuals, particularly in the Central and Harvard Square areas.

Percent Change

Last 4 Weeks

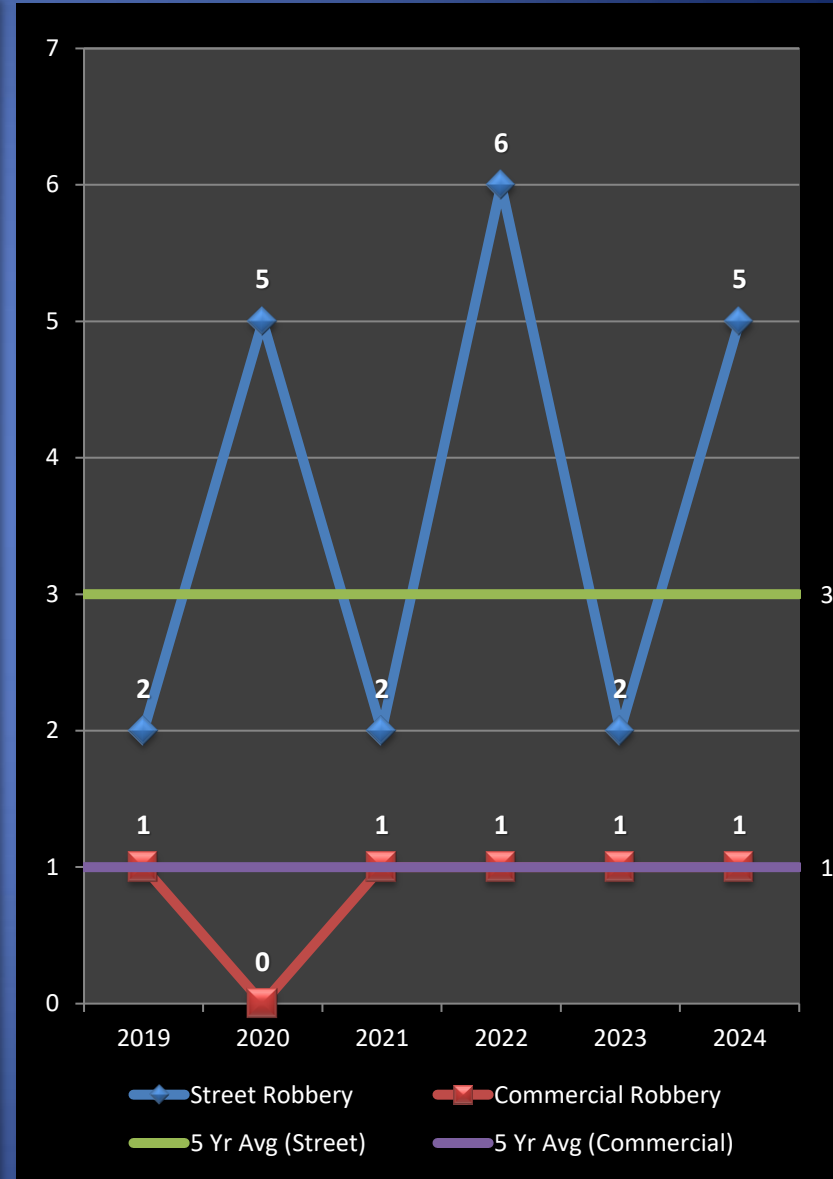
-40%

Previous Year

+100%

5-Year Average

+50%

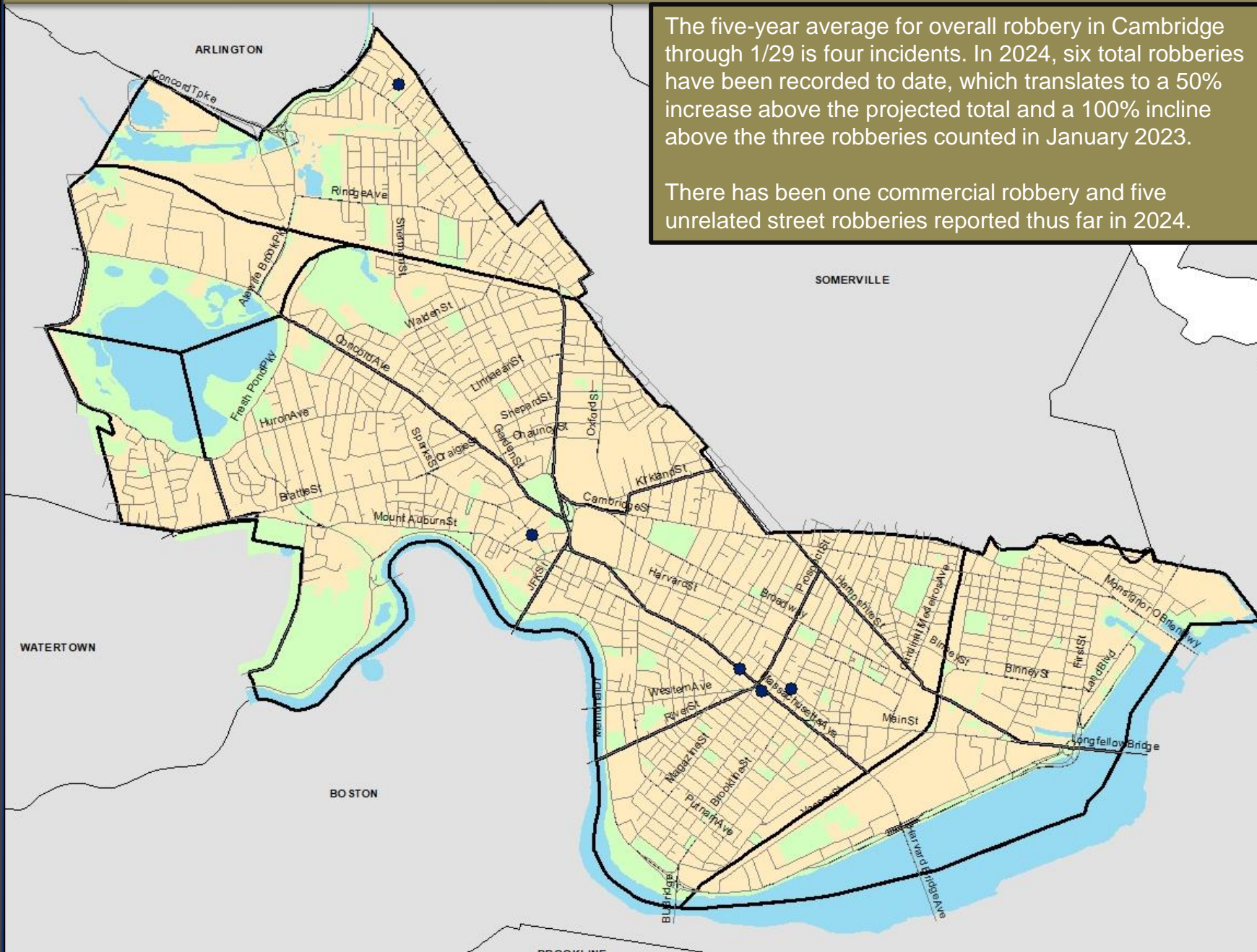




Geographic Breakdown of Street Robberies: 1.1.24 – 1.29.24

Cambridge Police BridgeStat

January 2024



The five-year average for overall robbery in Cambridge through 1/29 is four incidents. In 2024, six total robberies have been recorded to date, which translates to a 50% increase above the projected total and a 100% incline above the three robberies counted in January 2023.

There has been one commercial robbery and five unrelated street robberies reported thus far in 2024.



Burglary

Emerging Patterns

Percent Change

Last 4 Weeks

+23%

Previous Year

+88%

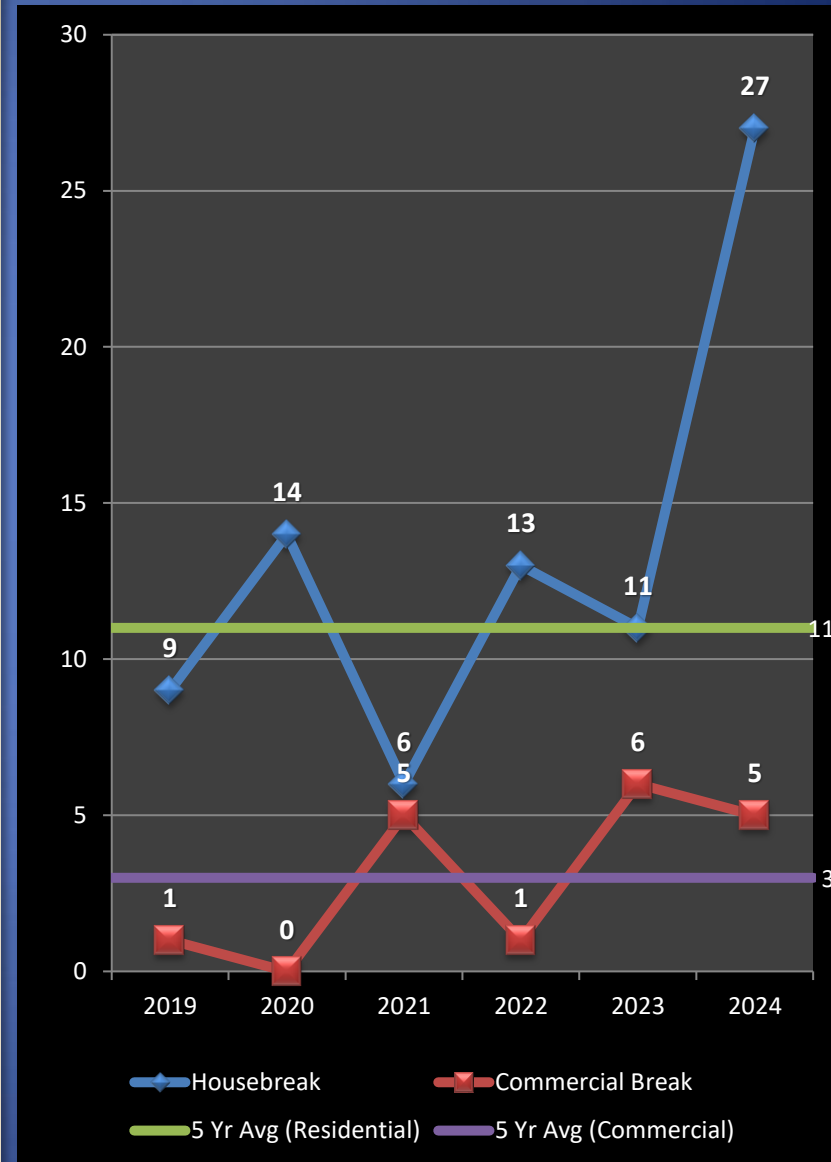
5-Year Average

+129%

- The property index crime of burglary, the combination of residential and commercial breaks, has recorded an increase of 129% through January 29 of 2024 when compared to the five-year average, with 18 additional incidents reported above the projected total of 14 breaks. When compared with last year's total of 17 incidents through 1/29, an 88% increase was registered (up 15 incidents in 2024). This is all due to a 145% increase in housebreaks thus far in 2024, rising from 11 incidents in January 2023 to 27 this year. There is an active series of housebreaks along the neighborhoods that border Somerville that we are monitoring.
- Commercial breaks are down by one crime (-17%), from six in January 2023 to five year-to-date in 2024.
 - There were two related commercial breaks overnight from 1/24-1/25 in North Cambridge, where two females broke into a Dunkin Donuts and an office. One of the parties was arrested in Boston and has been connected to other regional breaks. (see map on slide 14 for more info on commercial breaks).

2023 Review:

- The property index crime of burglary, the combination of residential and commercial breaks, recorded a preliminary increase of 28% in 2023 when compared to the five-year average, with 59 additional incidents reported above the projected total of 213 breaks. When compared with last year's total of 258 incidents, a 5% increase was registered (up 14 incidents in 2023).
- Housebreaks in 2023 dropped eight incidents when compared to 2022 (decreasing 4% from 205 to 197). June saw the largest number of housebreaks in 2023 with 25 reported.



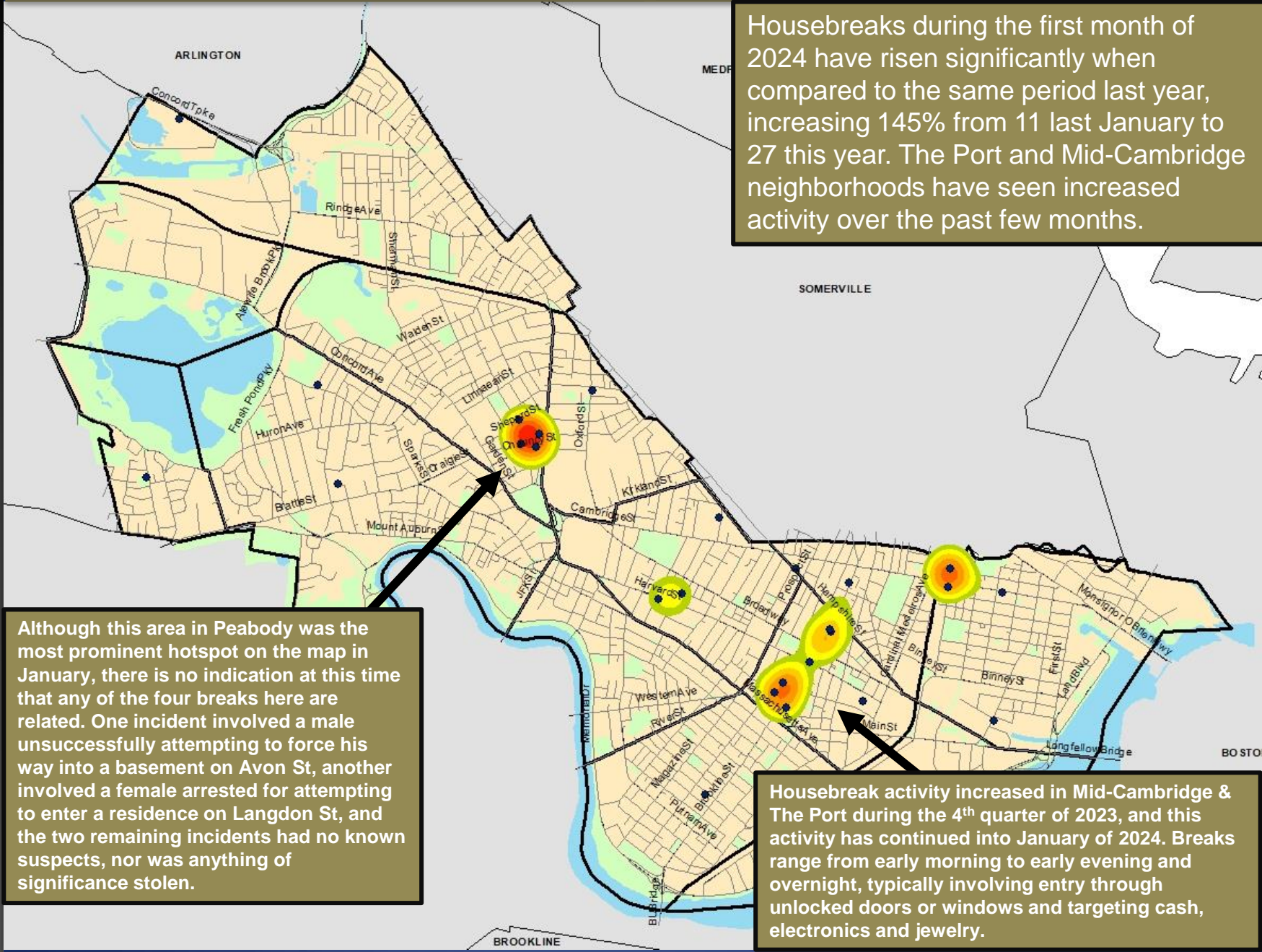


Geographic Breakdown of Housebreaks: 1.1.24 – 1.29.24

Cambridge Police BridgeStat

January 2024

Housebreaks during the first month of 2024 have risen significantly when compared to the same period last year, increasing 145% from 11 last January to 27 this year. The Port and Mid-Cambridge neighborhoods have seen increased activity over the past few months.

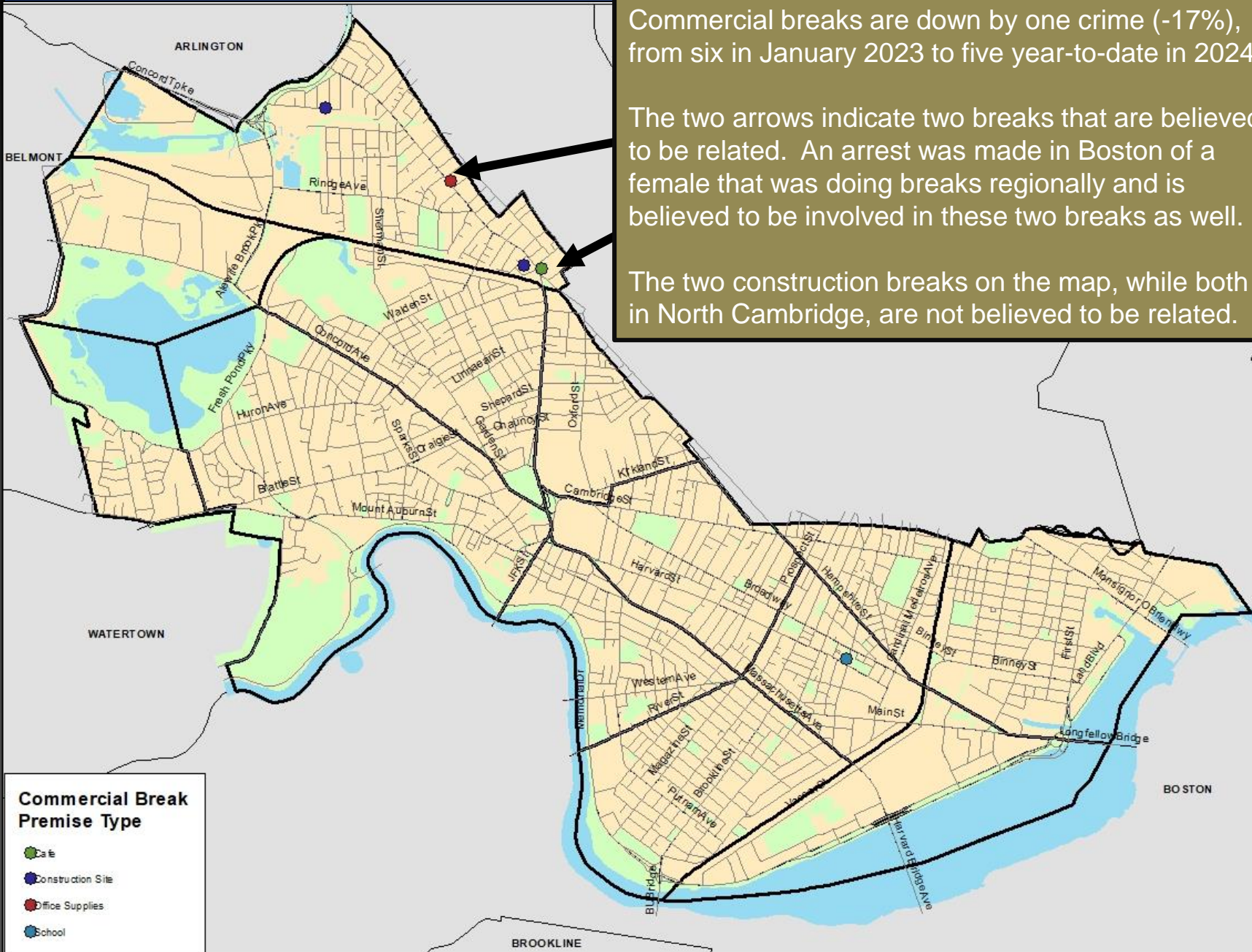


Although this area in Peabody was the most prominent hotspot on the map in January, there is no indication at this time that any of the four breaks here are related. One incident involved a male unsuccessfully attempting to force his way into a basement on Avon St, another involved a female arrested for attempting to enter a residence on Langdon St, and the two remaining incidents had no known suspects, nor was anything of significance stolen.

Housebreak activity increased in Mid-Cambridge & The Port during the 4th quarter of 2023, and this activity has continued into January of 2024. Breaks range from early morning to early evening and overnight, typically involving entry through unlocked doors or windows and targeting cash, electronics and jewelry.



Geographic Breakdown of Commercial Breaks: 1.1.24 – 1.29.24



BOSTON

BROOKLINE

WATERTOWN

ARLINGTON

BELMONT



LARCENY

No Patterns

- **Preliminary stats indicate that overall larceny in 2024 is registering at 142 incidents, 1% below January of 2023.** Conversely, the total of 142 larcenies reported in 2024 is 1% above the 5-year average of 140 incidents.
- **The larceny from motor vehicles total through 1/29 in 2024 is 16 incidents, 50% below the same time frame in 2023.** The decrease in 2024 compared to last year can be attributed to a drop in catalytic converter thefts during the month of January. In 2024, none were reported in January, while 21 were reported in January of 2023.
- **Through January 29, 2024, there were seven larcenies from the person reported in Cambridge, down 13% (one incident) when compared to the same time period in 2023.** Central Square is the only business district to report more than one theft, with two incidents reported in the first 29 days of 2024.
- **There were 18 larcenies from buildings reported in January 2024.** This total is the same number of incidents reported during the same time frame in 2023, but is one incident (5%) below the 5-year average.
- **Larcenies from residences are up one incident (4%) in 2024 when compared with 2023.** Package thefts have made up the majority of this crime type in recent years and registered even higher than average in 2020-2022, likely due to the increased volume of deliveries during the pandemic. Package thefts have accounted for 20 (or 83%) of the 24 larcenies from residences in January 2024.
- **There were 11 larcenies of bicycles reported in January 2024. This total is 5 incidents (31%) below the January 2023 total and 7 incidents (39%) below the five-year average of 18.** Activity in January 2024 resulted in three neighborhoods reporting more than one theft: Cambridgeport (3), and The Port and West Cambridge (2 each).

Percent Change

Last 4 Weeks

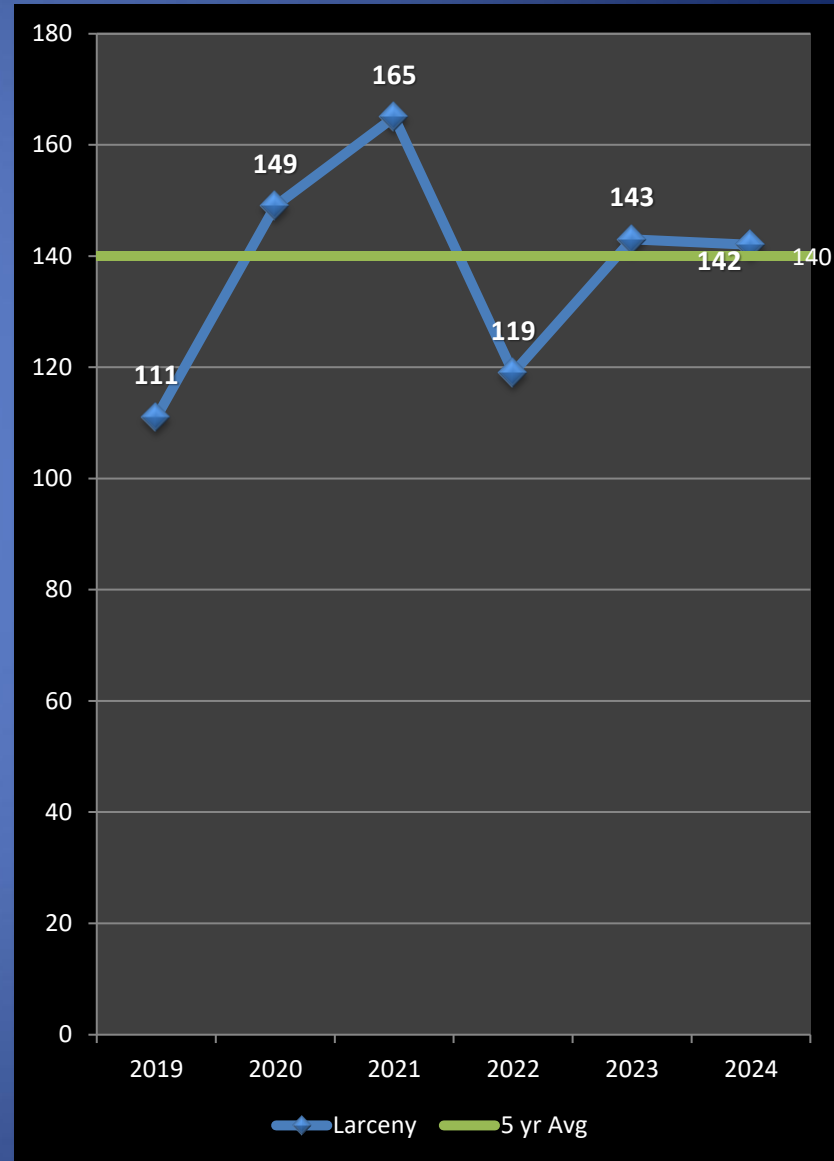
-6%

Previous Year

-1%

5-Year Average

+1%





LARCENY From MV

No Patterns

- The larceny from motor vehicle total through January 29th of 2024 is 16 incidents, which is 50% below the total for the same time period in 2023. The 16 thefts from cars reported during January indicates a decrease of 18 incidents (53%) below the number forecasted for the first four weeks of 2024.
- The neighborhoods with the highest larceny from motor vehicle totals through January 29, 2024, were: North Cambridge (3), Cambridgeport (3), and Riverside (3).
- Comparing the last four weeks (January) to the previous four (December), there was a 15% increase in larcenies from motor vehicles, with 2 more incidents reported.
- Of the 16 incidents, 10 (63%) vehicles were left unlocked at the time of the theft and two (13%) involved smashed windows.

2023 Review:

- The preliminary total for larceny from motor vehicles for 2023 was 320 incidents, which was 31% below the total in 2022. The total of 320 thefts from cars reported in 2023 was also 74 incidents (-19%) below the number forecasted for 2023.

Percent Change

Last 4 Weeks

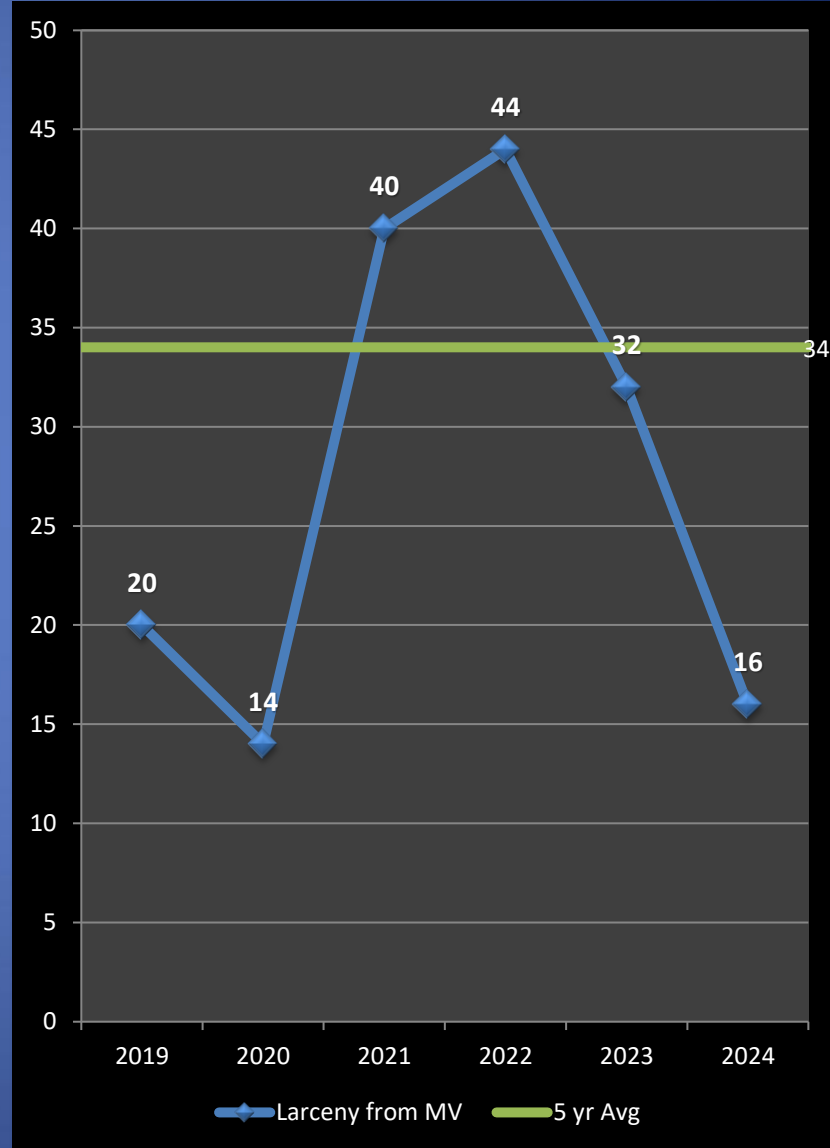
+15%

Previous Year

-50%

5-Year Average

-53%

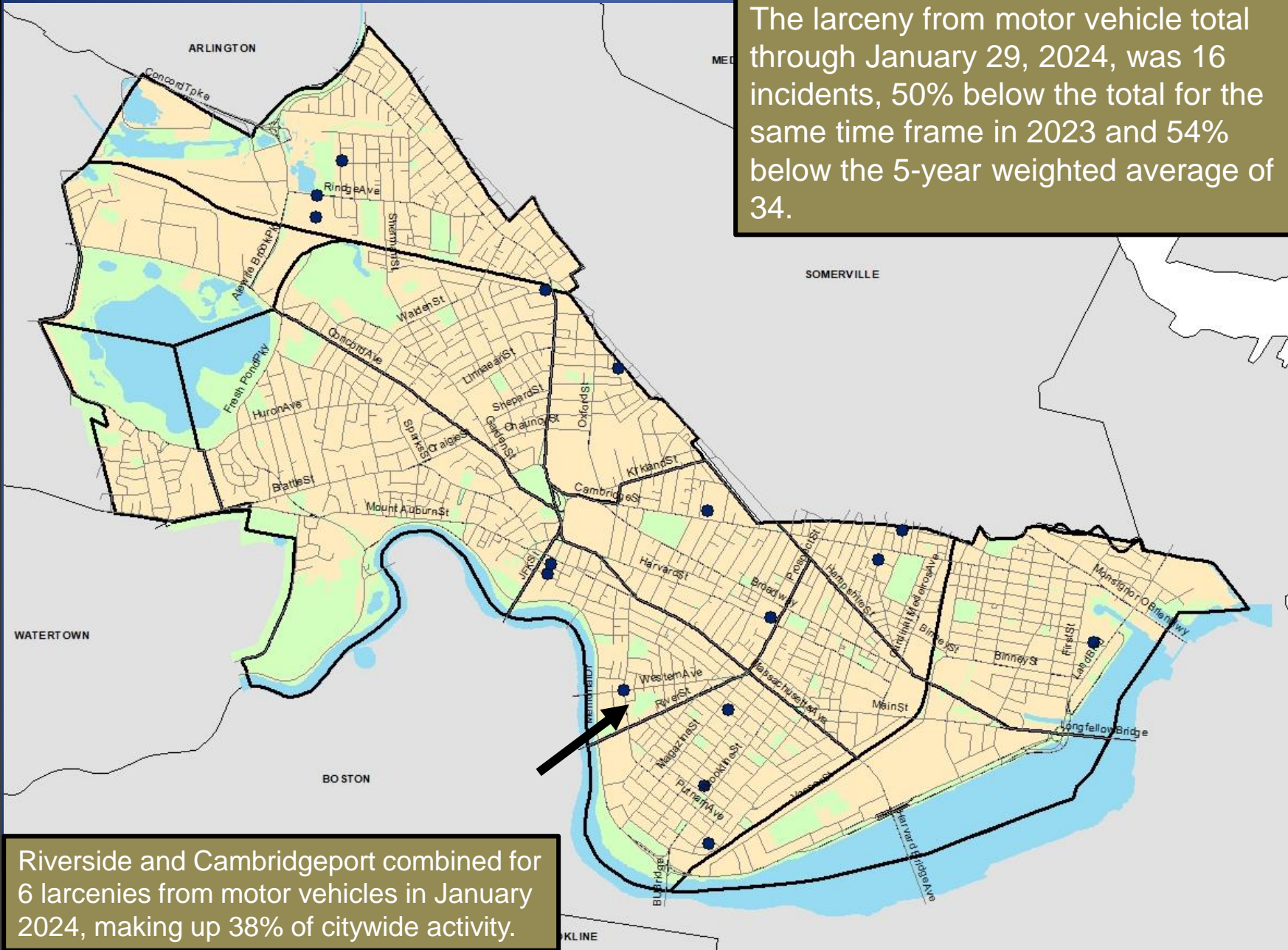




Geographic Breakdown of Larceny from Motor Vehicles: 1.1.24 – 1.29.24

Cambridge Police BridgeStat

January 2024





LARCENY from Person

No Patterns

Percent Change

Last 4 Weeks

+40%

Previous Year

-13%

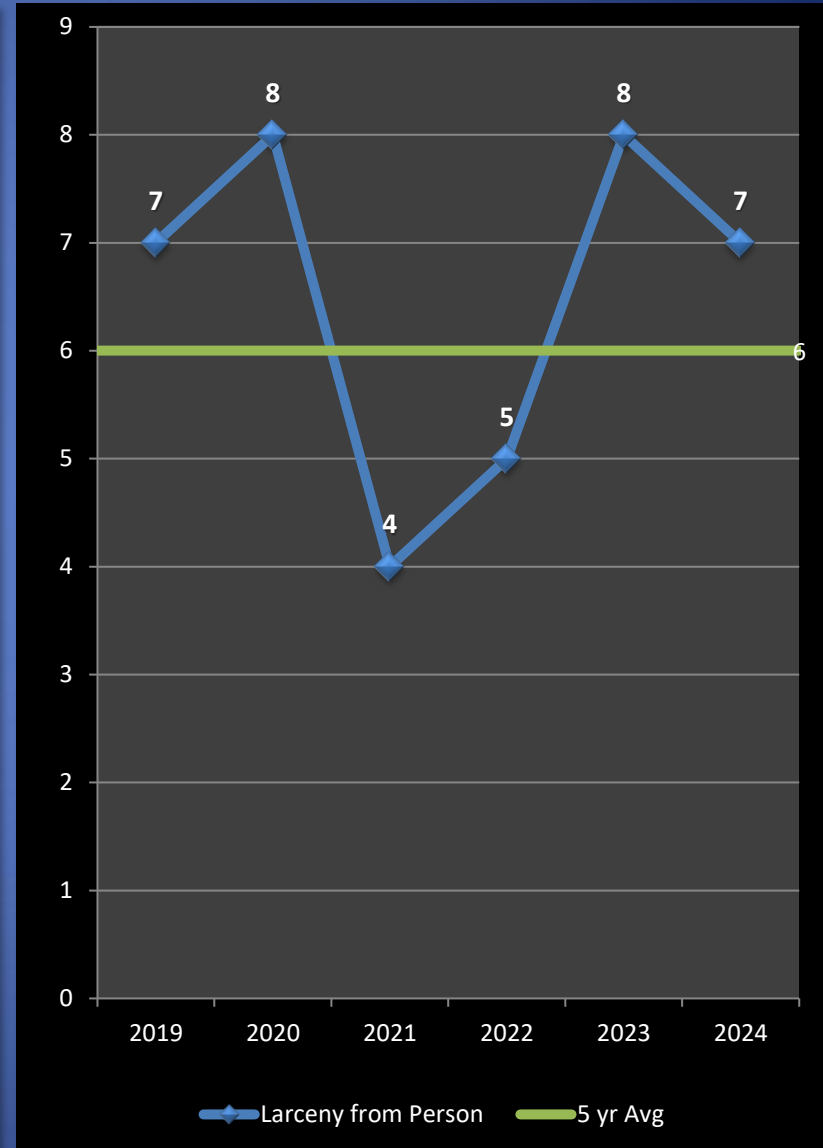
5-Year Average

+17%

- Larcenies from the person through January 29, 2024, declined by one incident (-13%) below the same time period in 2023, but increased by one incident (+17%) above the five-year average of six. Seven thefts were reported in the past four weeks (January), which was two more than the previous four weeks (December).
- Two of the seven incidents in January 2024 took place in Central Square. The other five incidents took place throughout the city with no other business district registering more than one.
- In recent years, higher numbers in Central Square have mainly been due to grab-and-run situations and/or incidents that involved individuals who are unhoused whose property may have been stolen while they were asleep or otherwise distracted. Both of the Central Square incidents in January 2024 fell into one of those categories.

2023 Review:

- Preliminary numbers for 2023 show that larcenies from the person during decreased by 20% below both the 2022 total of 122 and the five-year average of 121. With only 97 larcenies from the person reported in 2023, it was the lowest number in the last five years.





LARCENY of Bicycle

No Patterns

Percent Change

Last 4 Weeks

Previous Year

5-Year Average

-60%

-31%

-39%

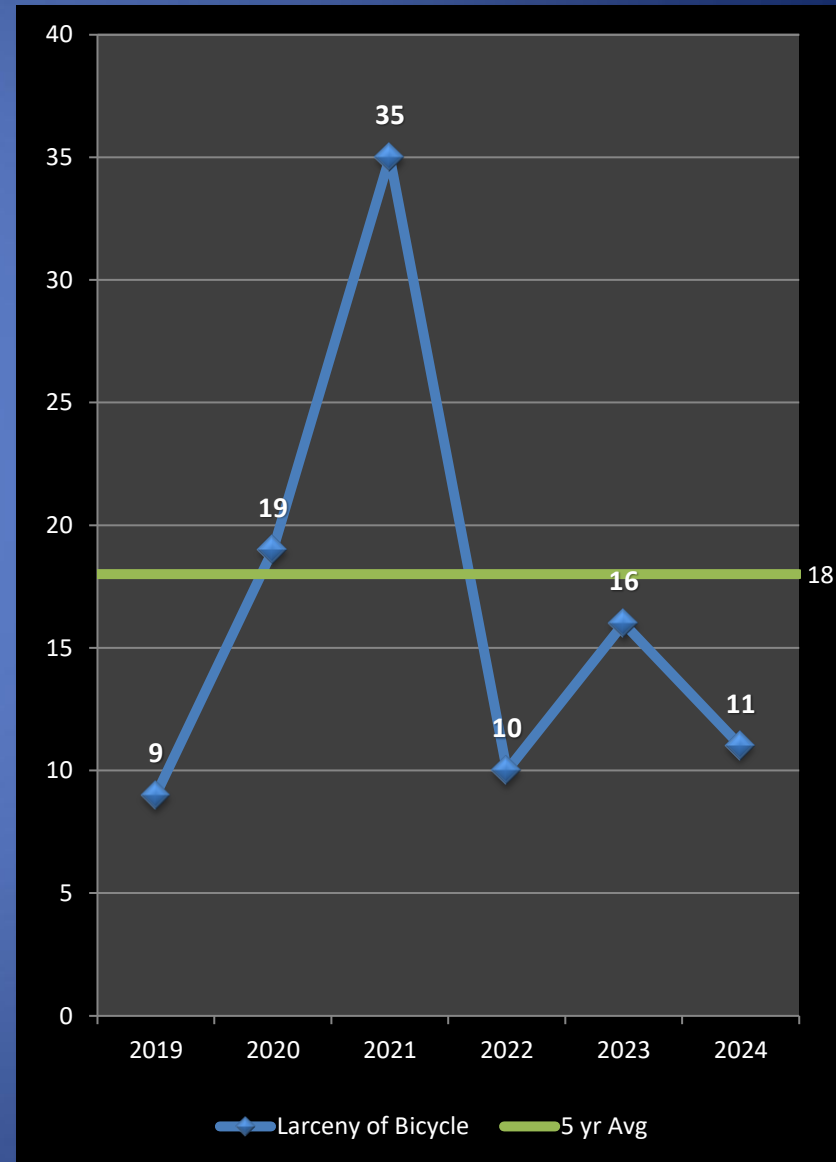
- There were 11 bicycle thefts reported citywide through January 29, 2024, compared to 16 (-31%) for the same time period in 2023. Additionally, the 2024 total was 39% below the five-year average of 18.
- The most recent four weeks (January of 2024) saw a decrease in bike thefts when compared with the previous four weeks (December of 2023), with 15 fewer thefts reported this month.
- Cambridgeport has reported the most bike thefts thus far in 2024, with 3 of the 11 occurring in this neighborhood.
- Of the 11 bike thefts reported in January 2024, all but one were reportedly locked at the time of the theft.

Top Neighborhoods for Bike Theft in 2024:

Neighborhood	YTD Total	% Citywide
Cambridgeport	3	27%
West Cambridge	2	18%
The Port	2	18%

2023 Review:

- Preliminary totals indicate that there were 581 bicycle thefts reported citywide in 2023, compared to 481 in 2022, equaling a 21% increase. Additionally, the 2023 total was 11% (57 incidents) above the five-year average of 524.

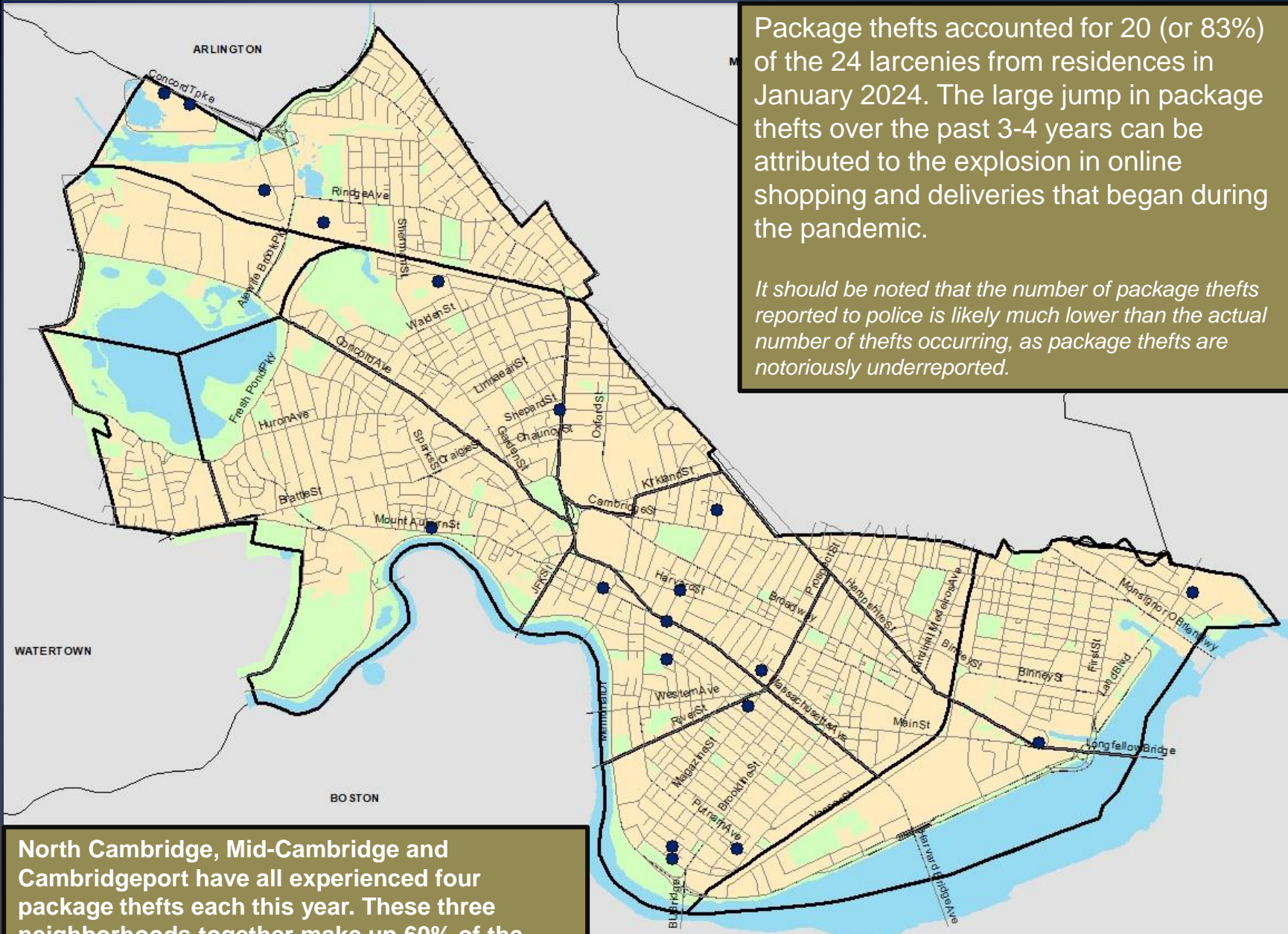




Geographic Breakdown of Package Thefts: 1.1.24 – 1.29.24

Cambridge Police BridgeStat

January 2024



Package thefts accounted for 20 (or 83%) of the 24 larcenies from residences in January 2024. The large jump in package thefts over the past 3-4 years can be attributed to the explosion in online shopping and deliveries that began during the pandemic.

It should be noted that the number of package thefts reported to police is likely much lower than the actual number of thefts occurring, as package thefts are notoriously underreported.

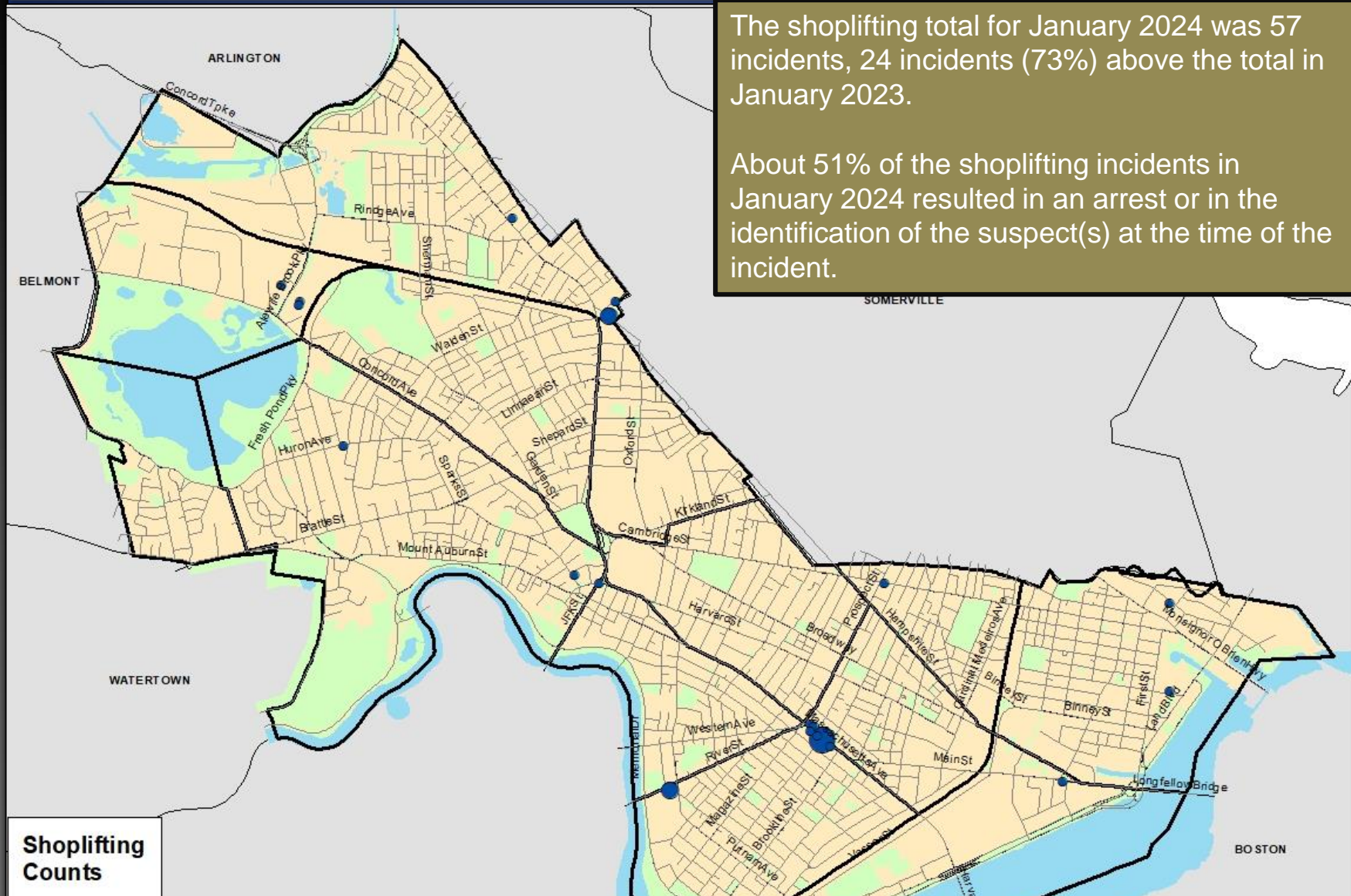
North Cambridge, Mid-Cambridge and Cambridgeport have all experienced four package thefts each this year. These three neighborhoods together make up 60% of the package thefts in the city thus far in 2024.



Geographic Breakdown of Shoplifting: 1.1.24 – 1.29.24

The shoplifting total for January 2024 was 57 incidents, 24 incidents (73%) above the total in January 2023.

About 51% of the shoplifting incidents in January 2024 resulted in an arrest or in the identification of the suspect(s) at the time of the incident.



Shoplifting Counts

- 1 - 5
- 6 - 10
- 11 - 14

Target in Central Sq reported the most shoplifting incidents in January 2024 with 14 thefts, followed by the Target in Porter Sq with 7 thefts and the Walgreens on River Street with 6.



AUTO THEFT

No Patterns

- The five-year weighted average for auto thefts through January 29th is 7, and with 8 reported in 2024, Cambridge experienced an increase of 14% above the expected total.
- When comparing the most recent four weeks (January) to the previous four weeks (December), auto thefts decreased with one less incident in January.
- The neighborhood breakdown for auto theft totals in January 2024 is as follows: East Cambridge and The Port with 2 each; and Cambridgeport, Peabody, West Cambridge, and North Cambridge with 1 each.
- There have been a few thefts reported so far in 2024 where the operator left the vehicle unlocked and running in order to warm up the vehicle, deliver a package, or grab food. When the victim returned, the vehicle was gone.
- Two of the eight stolen motor vehicles from January 2024 have been recovered.

2023 Review:

- Preliminary numbers indicate that with 143 auto thefts reported in 2023, Cambridge experienced an increase of 15% above the expected total of 124. However, auto thefts in 2023 were down 6% below the 2022 total of 152. North Cambridge saw the highest number of thefts at 21.

Percent Change

Last 4 Weeks

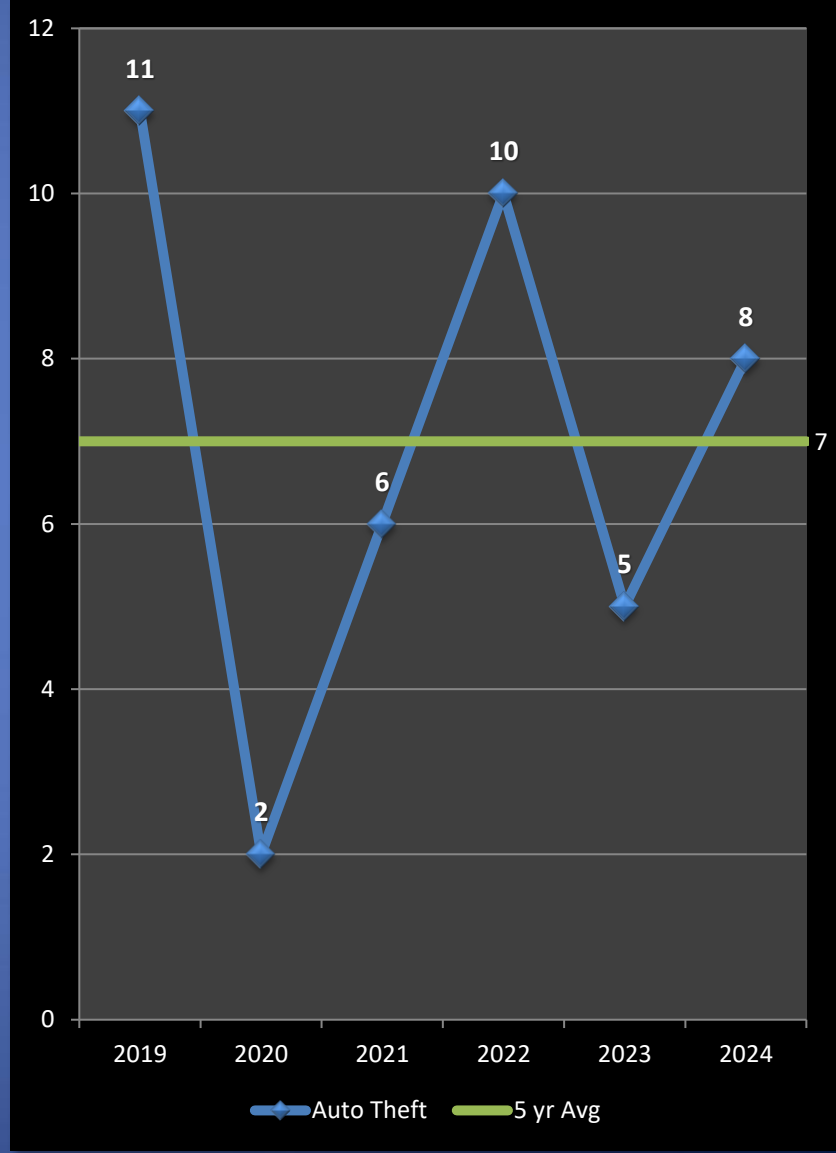
-11%

Previous Year

+60%

5-Year Average

+14%





Help Prevent Crime

And keep yourself informed!

To receive information from the CPD:

- Sign up with for the **Cambridge Alert Network**, to receive alerts about emerging crime patterns, neighborhood meetings, and crime prevention tips, by visiting www.CambridgeMa.gov/AlertNetwork.
- “Like” the Cambridge Police Department on Facebook at www.facebook.com/CambridgePolice
- Follow [@CambridgePolice](https://twitter.com/CambridgePolice) on Twitter.
- Visit our website at www.CambridgePolice.org for valuable information and reports including the Daily Log and BridgeStat, which is published on the first Friday of every month.
- Download our “MyPD” smartphone app at www.CambridgePolice.org/MyPD.

To Share Information with the CPD:

- Call our Non-Emergency Telephone Number at **617-349-3300**.
 - Every call for service generates a police response, so help drive our resources by reporting things that seem suspicious or out of the ordinary.
- Send an Anonymous TEXT-A-TIP:
 - Send an ANONYMOUS text message to **Tip411 (847411)**. Begin your message with Tip650 and then type your message. You will receive a response from the Cambridge Police with the option to continue communicating. Please remember that this is not a replacement for 9-1-1. **If you witness an emergency situation, please call 9-1-1 immediately.**
- Send an Anonymous Crime Tip E-Mail at www.CambridgePolice.org/Tips