



# Cambridge Police Department BridgeStat

January 2025

Produced by the Crime Analysis Unit



# Part I Total Crime

An analysis of the serious crime statistics for January of 2025 points to a significant increase of 29% in the Part One index total for Cambridge when compared with January of 2024. During the first month of the year, there were 301 serious crimes reported in the City. For the same time period in 2024, the combined total for Murder, Rape, Robbery, Aggravated Assault, Burglary, Larceny & Auto theft was 234 incidents. When measured against the five-year average, a 34% rise in the crime index has been registered.

Further analysis of the crime totals for the first month of 2025 indicates that violent crimes recorded a 43% increase when compared with last year. There was one homicide, one rape, six robberies, and 35 aggravated assaults recorded from the beginning of the year through February 3, 2025.

The numbers indicate that property crimes rose 26% in January of 2025 with an additional 54 crimes reported over the January 2024 total. The 109% increase in shoplifting and the 85% rise in larceny of bicycles during the first month of the year are the key trend indicators in 2025 that have driven the upward curve in the property crime index.

When analyzing the serious crime totals of January 2025 versus the previous month of December 2024, there was a decrease of 16% in the number of index incidents, with 46 fewer crimes reported.

An analysis of end-of-the-year serious crime statistics for Cambridge in 2024 points to a sizable increase of 11% in the Part One index total for Cambridge when compared with 2023. There were 3,585 serious crimes reported in the City throughout 2024. For the same time period in 2023, the combined total for Murder, Rape, Robbery, Aggravated Assault, Burglary, Larceny & Auto theft was 3,231 incidents. When measured against the five-year average, a 26% rise in the crime index was registered.

	4 Week Snapshot			Year to Date			Five Year	
	12/10/24 - 1/6/25	1/7/25 - 2/3/25	Change	2024	2025	Change	Avg	Change
Total Violent Crime	30	39	30%	30	43	43%	27	59%
Total Property Crime	260	205	-21%	204	258	26%	198	30%
Total Part I Crime	290	244	-16%	234	301	29%	225	34%



# Part I Property Crime

Analysis of property crime totals for January of 2025 reveals a 26% increase when measured against the January 2024 total and a 30% rise above the five-year average of 198.

The majority of property crime categories recorded decreases when measured against the first 34 days of 2024. However, those that saw increases were key to the 26% increase in the property crime total thus far into 2025. Most notably, a 109% jump in shopliftings (up 72 incidents) and an 85% surge in bicycle thefts (up 11 incidents) have contributed to the overall rise.

	4 Week Snapshot				Year to Date				Five Year	
	12/10/24 - 1/6/25	1/7/25 - 2/3/25	Change		2024	2025	Change		Avg	Change
<b>Burglary</b>	<b>20</b>	<b>15</b>	<b>-25%</b>		<b>36</b>	<b>24</b>	<b>-33%</b>		<b>23</b>	<b>4%</b>
Commercial Break	8	7	-13%		7	11	57%		5	120%
Housebreak	12	8	-33%		29	13	-55%		18	-28%
<b>Larceny</b>	<b>232</b>	<b>188</b>	<b>-19%</b>		<b>162</b>	<b>229</b>	<b>41%</b>		<b>169</b>	<b>36%</b>
Larceny (Misc)	8	3	-63%		5	4	-20%		7	-43%
Larceny from Building	15	13	-13%		18	16	-11%		21	-24%
Larceny from MV	23	10	-57%		17	14	-18%		36	-61%
Larceny from Person	3	6	100%		8	7	-13%		7	0%
Larceny from Residence	37	18	-51%		30	23	-23%		33	-30%
Larceny of Bicycle	18	20	11%		13	24	85%		20	20%
Larceny of Plate	5	0	-100%		3	2	-33%		4	-50%
Larceny of Services	2	0	-100%		2	1	-50%		3	-67%
Shoplifting	121	118	-2%		66	138	109%		39	254%
<b>Auto Theft</b>	<b>8</b>	<b>2</b>	<b>-75%</b>		<b>6</b>	<b>5</b>	<b>-17%</b>		<b>7</b>	<b>-29%</b>
<b>Total Property Crime</b>	<b>260</b>	<b>205</b>	<b>-21%</b>		<b>204</b>	<b>258</b>	<b>26%</b>		<b>198</b>	<b>30%</b>



# Part I Violent Crime

From January 1<sup>st</sup> to February 3<sup>rd</sup> of 2025, there were 43 violent crimes recorded in Cambridge, 13 incidents (+43%) above last year's first month total of 30 incidents and 16 incidents (+59%) above the 27 crimes forecasted for the beginning of the year.

There was one rape reported in Cambridge in January 2025, which is down five incidents from 2024.

The trend observed during the past couple years of a high percentage of aggravated assaults and street robberies occurring in Central Square appears to have continued into 2025. Eleven of the 35 aggravated assaults year-to-date (or 31%) have been reported in Central Square, as well as two of the three street robberies (or 67%). However, it is too early to tell if this will continue to be the hot spot that it has been in the past.

On January 13, 2025, shortly before 11:30pm, the first homicide in the City in over a year was reported in North Cambridge. One victim, 21-year-old Angel Nieves of Springfield and formerly of Cambridge, was located with multiple gunshot wounds outside of a residence on Clifton Street. He was transported to a local hospital where he was later pronounced deceased. This incident remains under active investigation at this time.

	<u>4 Week Snapshot</u>			<u>Year to Date</u>			<u>Five Year</u>	
	12/10/24 - 1/6/25	1/7/25 - 2/3/25	Change	2024	2025	Change	Avg	Change
Homicide	0	1	IN-CALC	0	1	IN-CALC	0	IN-CALC
Rape	0	1	IN-CALC	6	1	-83%	3	-67%
Robbery	9	5	-44%	7	6	-14%	6	0%
Commercial Robbery	4	2	-50%	1	3	200%	2	50%
Street Robbery	5	3	-40%	6	3	-50%	5	-40%
Aggravated Assault	21	32	52%	17	35	106%	17	106%
Total Violent Crime	30	39	30%	30	43	43%	27	59%



# MURDER

No Patterns

- On January 13, 2025, shortly before 11:30pm, the first homicide in the City in over a year was reported in North Cambridge. One victim, 21-year-old Angel Nieves of Springfield and formerly of Cambridge, was located with multiple gunshot wounds outside of a residence on Clifton Street. He was transported to a local hospital where he was later pronounced deceased. This incident remains under active investigation at this time.
- There were no murders recorded in Cambridge in 2024. This has happened only four other times in the past 20 years—in 2004, 2007, 2010, and 2022.
- In the last reported homicide in Cambridge prior to the January 2025 incident, officers responded to the area of 10 Magazine Street in Central Square shortly after midnight on November 23, 2023. Two individuals with gunshot wounds were located and transported to a Boston hospital. One victim, 27-year-old Danasia Greene of Cambridge, was pronounced deceased at the hospital. The second victim, a 26-year-old male from Boston, was treated for non-life-threatening injuries. It remains under investigation.
- On March 27, 2021, there was a fatal shooting that occurred at approximately 12:40 a.m. on Pemberton Street. The victim was reportedly located unconscious outside his vehicle by a passerby who called 911. The victim was transported to Mount Auburn Hospital where he later died. The victim has been identified as Xavier Louis-Jacques, 19, of Cambridge. The investigation is ongoing.

## Percent Change\*

Last 4 Weeks

Previous Year

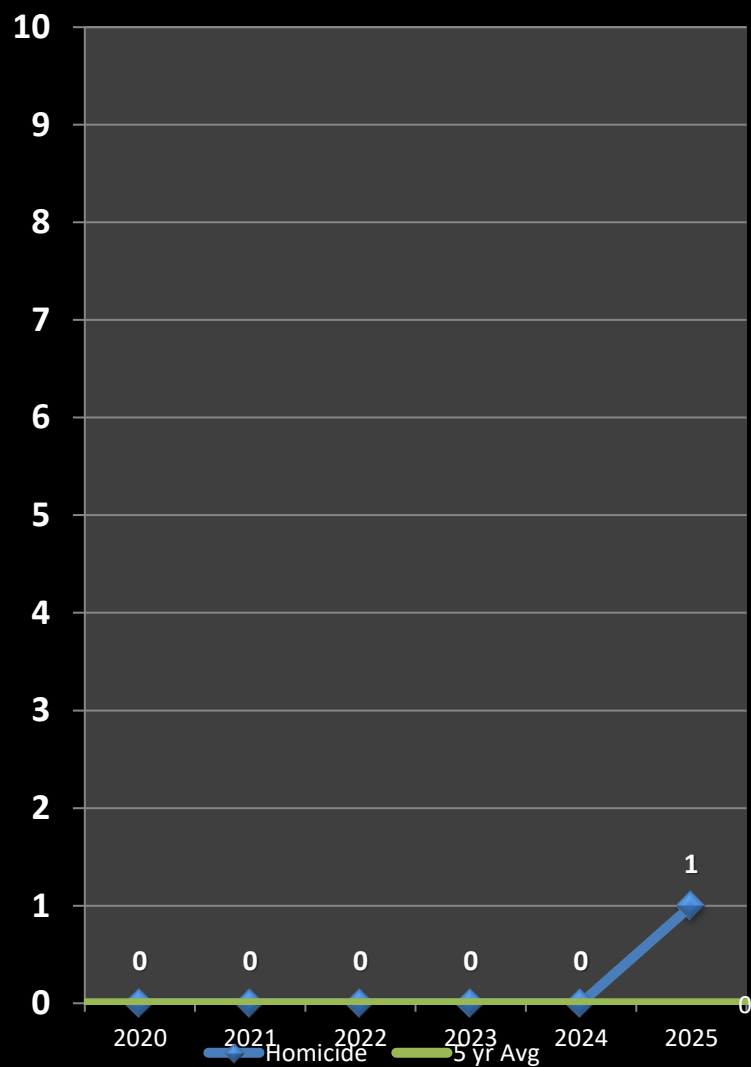
5-Year Average

In-cal

In-cal

In-cal

\*IN -CALC: Percentages are not calculated for numbers so small as to present a statistically misleading percentage.







# RAPE

No Patterns

• There was one rape reported in Cambridge during January of 2025. This was down five incidents from the six rapes reported in January of 2024. The single rape reported during the first month of this year has been categorized as domestic.

## 2024 Review:

- There were 42 rapes reported in Cambridge in 2024, which is down two incidents (or 5%) from the total of 44 rapes reported in 2023.
- The 42 rapes reported in 2024 have been categorized as 12 acquaintance assaults, 11 domestic assaults, 10 contact rapes, and nine blitz incidents.
- On Friday, May 17, 2024, at approximately 9:18pm, police responded to the Cambridgepark Drive area for an assault in progress. The victim told officers the assailant was a masked man with a knife. Detectives processed a crime scene in a restroom of a commercial building and are working with Massachusetts State Police and the Middlesex District Attorney's Office. The investigation is ongoing.
- The total number of reported rapes tends to fluctuate from year to year, but the number of stranger-to-stranger rapes reported each year in Cambridge—typically between one and ten—remains extremely low.

## Percent Change\*

Last 4 Weeks

Previous Year

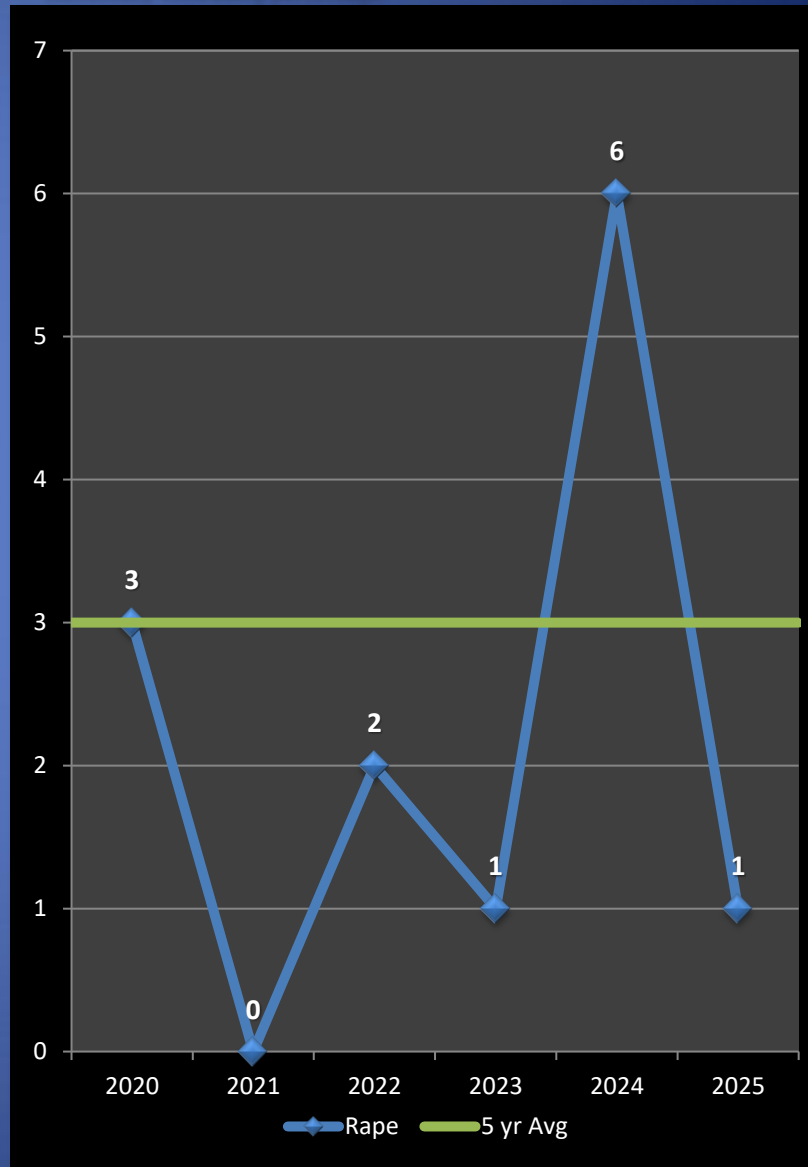
5-Year Average

In-cal

-83%

-67%

\*IN -CAL: Percentages are not calculated for numbers so small as to present a statistically misleading percentage.





# AGGRAVATED ASSAULT

## No Patterns

- The total of 35 aggravated assaults reported through February 3, 2025, was 18 crimes (106%) above both the total for January 2024 and the five-year average for the first month of the year, which was 17.
- The 35 aggravated assaults reported in 2024 were comprised of the following classifications: 8 domestic altercations; 6 unprovoked scenarios; 4 shop owner/patron assaults; 3 each of acquaintance and affray brawl assaults; two each of assaults on police, landlord/neighbor and traffic/parking assaults; and one each of the following: workplace incident, psychotic episode, drug deal, unhoused and bar/alcohol.
- The trend observed during the past couple years of a high percentage of aggravated assaults occurring in Central Sq and on peripheral side streets appears to have continued into 2025. Eleven of the 35 aggravated assaults year-to-date (or 31%) have been reported in Central Square.
- There have been two confirmed shots fired incidents in Cambridge through February 3, 2025. The first incident resulted in a non-fatal injury to one victim, while the second incident on January 13 resulted in the fatal shooting of a 21-year-old male. This is the first homicide reported in over a year. Through the same time period in 2024, there were two confirmed shots fired incidents with no injuries reported.

### 2024 Review:

- The total of 313 aggravated assaults reported in 2024 is two crimes (-1%) below the total reported in 2023, and 59 incidents (23%) above the five-year average of 254 crimes.
- There were 15 confirmed shots fired incidents in Cambridge in 2024. Eleven of the 15 resulted in no injuries, while the shootings on May 23, July 16, October 27, and November 20 resulted in non-fatal injuries to five total victims. In 2023, there were six confirmed shots fired incidents: three non-fatal shootings with four total victims, two shots fired incidents with no injuries, and one incident on 11/23/23 that resulted in fatal injuries to one victim and non-fatal injuries to a second victim.

### Percent Change

Last 4 Weeks

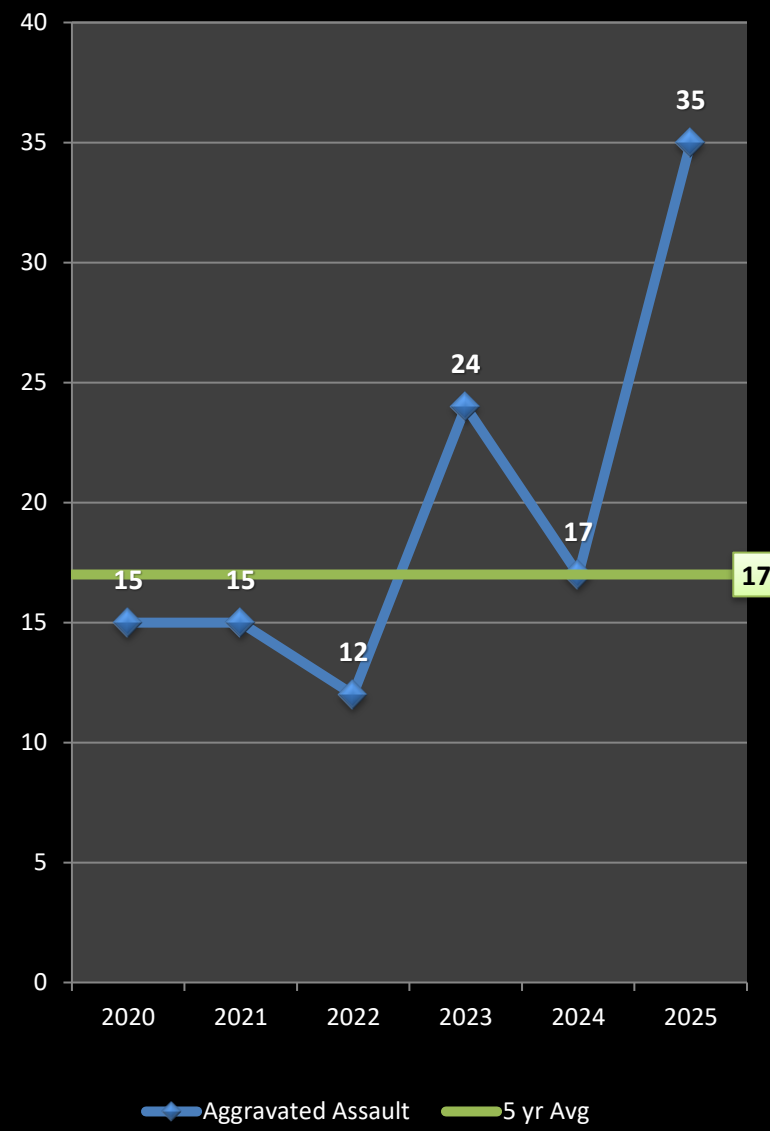
+52%

Previous Year

+106%

5-Year Average

+106%





# Geographic Breakdown of Aggravated Assaults: 1.1.25 – 2.3.25

The total of 35 aggravated assaults reported through February 3, 2025, was 18 crimes (106%) above both the total for January 2024 and the five-year average for the first month of the year, which is 17.

### Aggravated Assault Categories

- Acquaintance
- Affray/Brawl
- Bar/Alcohol
- Domestic
- Drug Deal
- Homeless
- Landlord/Neighbor
- Police Officer
- Psychotic Episode
- Shop Owner/Patron
- Traffic Parking
- Unprovoked
- Workplace

Central Square has recorded 11 incidents year-to-date. However, only one has been unprovoked and one classified as between unhoused individuals. The category with the most aggravated assaults in Central Square so far has been between shop owners and patrons, with three incidents. Both Harvard Square and East Cambridge have each reported five incidents as well.

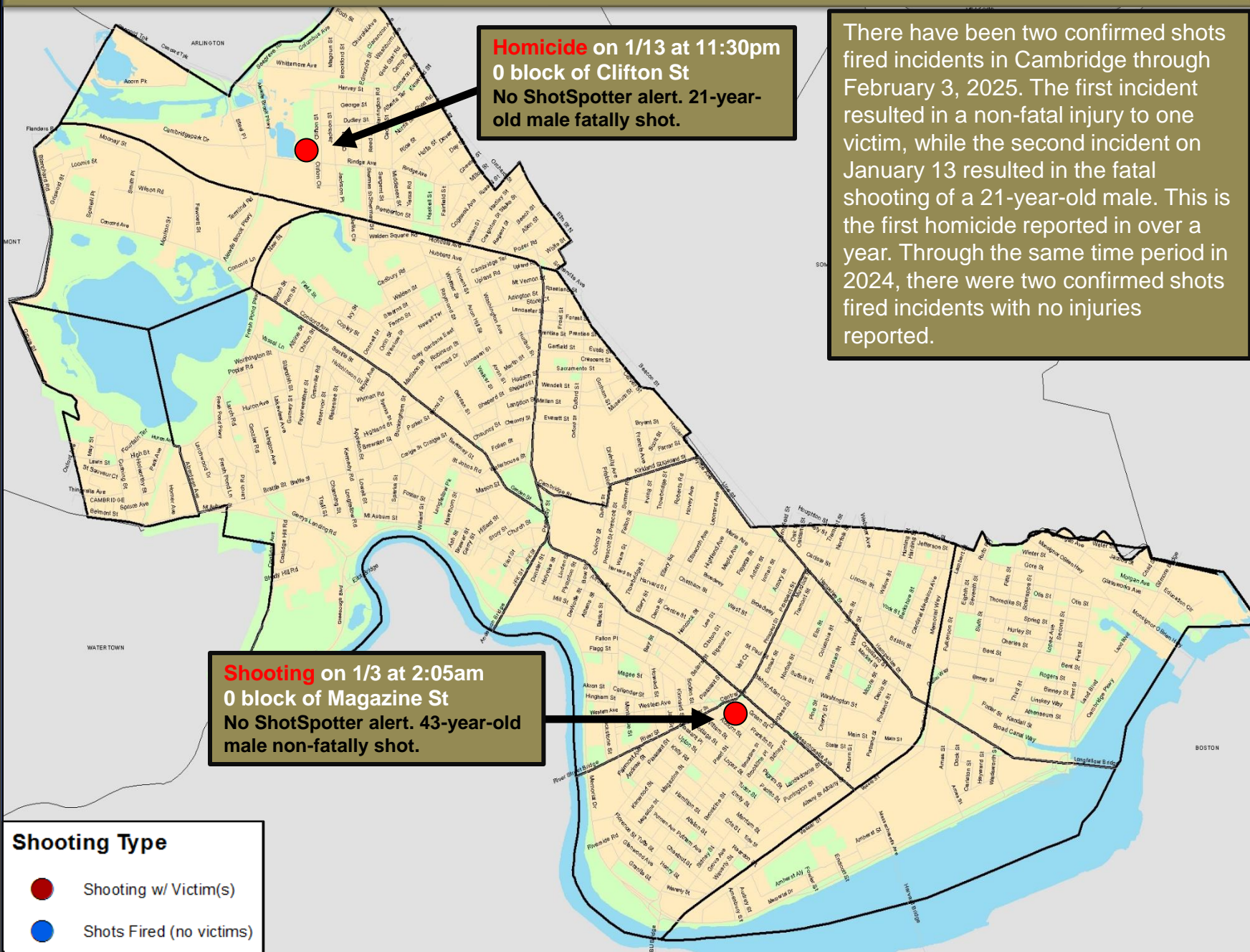




# Shootings & Shots Fired in Cambridge: 1.1.25 – 2.3.25

Cambridge Police BridgeStat

January  
2025



There have been two confirmed shots fired incidents in Cambridge through February 3, 2025. The first incident resulted in a non-fatal injury to one victim, while the second incident on January 13 resulted in the fatal shooting of a 21-year-old male. This is the first homicide reported in over a year. Through the same time period in 2024, there were two confirmed shots fired incidents with no injuries reported.



# Robbery

## No Patterns

- The five-year average for overall robbery in Cambridge through February 3<sup>rd</sup> is six incidents. In 2025, six total robberies have been recorded to date, which translates to a 0% change from the projected total and a 14% decline below the seven robberies counted in January 2024.
- There have been three commercial robberies (all escalated shoplifting incidents at Targets across the city) and three unrelated street robberies reported thus far in 2025.

### 2024 Review:

- The five-year average for overall robbery in Cambridge for the year is 96 incidents. In 2024, 109 robberies were recorded, which translates to a 14% rise above the projected total and a 15% decline below the 128 robberies counted in 2023.
- There were 25 commercial robberies reported in 2024. This total is down nine incidents (-26%) from the 34 robberies reported in 2023 and is up four incidents (19%) from the five-year average of 21. All 25 robberies in 2024 were unrelated, but 19 of the 25 involved shoplifting incidents across the city that escalated into robberies.
- Street robberies in 2024 dropped 10 incidents (-11%) from the 94 reported in 2023 to 84 in 2024 and rose nine incidents (12%) above the five-year average of 75. Fourteen incidents citywide in 2024 resulted in an arrest, and suspects were identified in at least 27 others.
- Forty-six of the 84 street robberies reported citywide in 2024 (or 55%) took place in the Central Square area. This is similar to a trend seen in this area that began in 2021 and continued throughout all of 2022 and much of 2023. Multiple incidents in this area involved unhoused individuals as victims and/or suspects.

### Percent Change

Last 4 Weeks

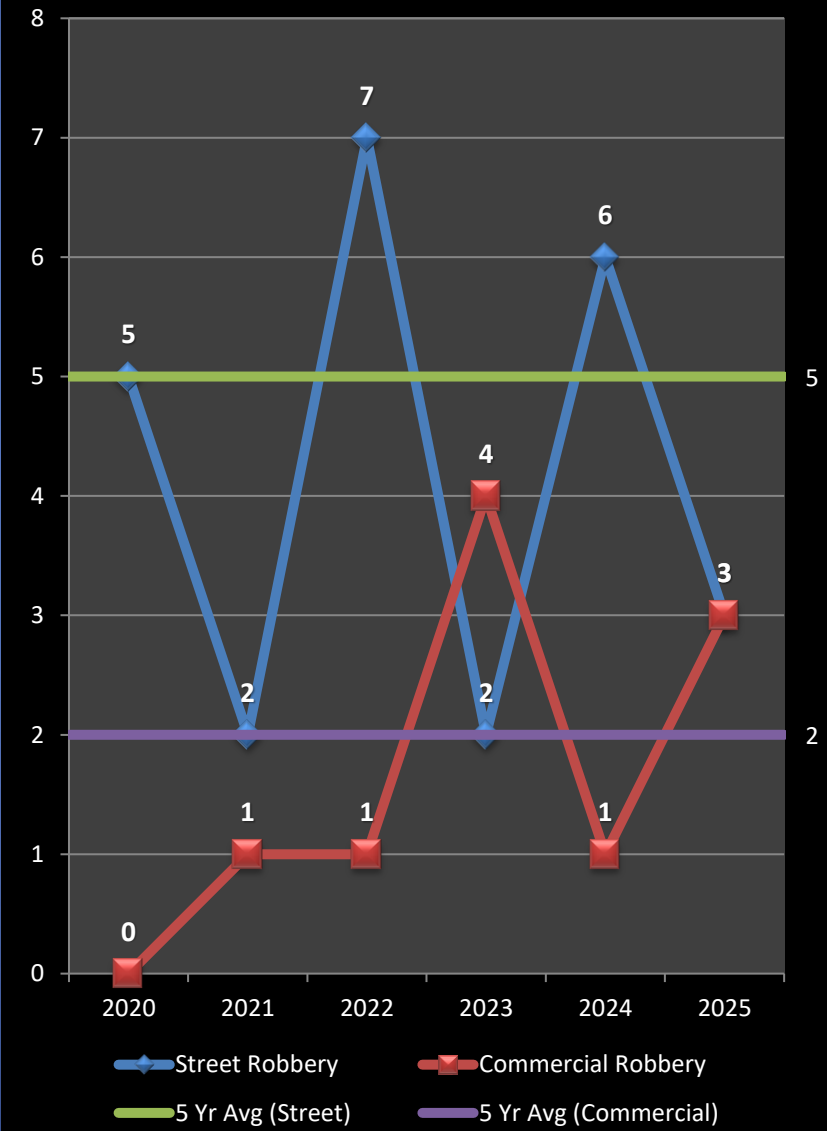
Previous Year

5-Year Average

-44%

-14%

0%

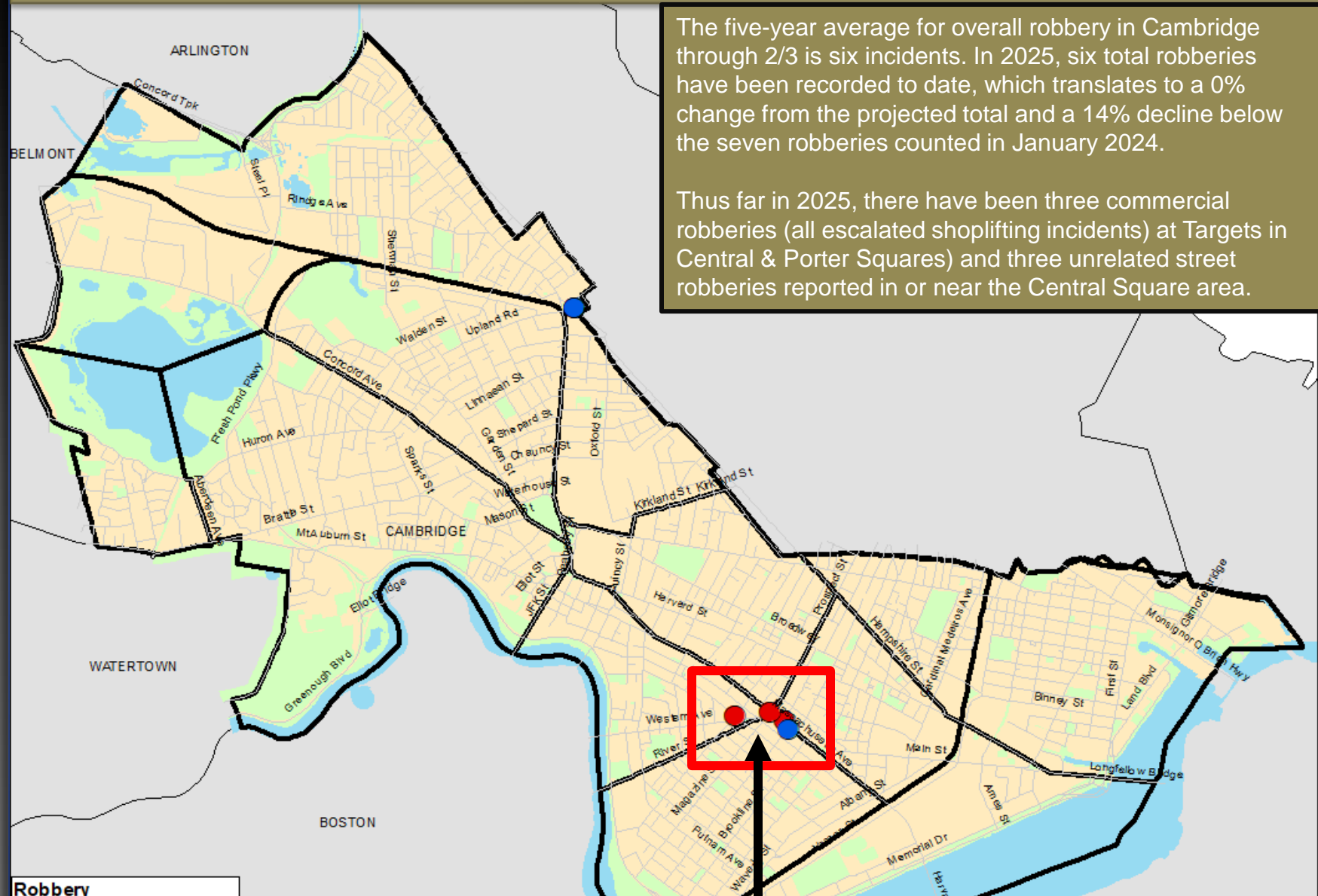




# Geographic Breakdown of Street & Commercial Robberies: 1.1.25 – 2.3.25

Cambridge Police BridgeStat

January 2025



The five-year average for overall robbery in Cambridge through 2/3 is six incidents. In 2025, six total robberies have been recorded to date, which translates to a 0% change from the projected total and a 14% decline below the seven robberies counted in January 2024.

Thus far in 2025, there have been three commercial robberies (all escalated shoplifting incidents) at Targets in Central & Porter Squares) and three unrelated street robberies reported in or near the Central Square area.

**Robbery Type**

- Commercial Robbery
- Street Robbery

Forty-six of the 84 street robberies reported citywide in 2024 (or 55%) took place in the Central Square area. This is similar to a trend seen in this area that began in 2021 and continued throughout all of 2022 and much of 2023. Multiple incidents in this area involved unhoused individuals as victims and/or suspects.





# Burglary

No Pattern

- The property index crime of burglary, the combination of residential and commercial breaks, recorded a decrease of 33% through February 3<sup>rd</sup> of 2025 when compared to the 36 reported during the beginning of 2024. The total of 24 burglary incidents reported thus far in 2025 was conversely up 4% when compared with the five-year average of 23.
- Housebreaks during the first month of the year decreased by 16 incidents (-55%) from 29 in 2024 to 13 in 2025. Of the 13 housebreaks that occurred in January, Riverside recorded the most citywide with three incidents.
- Conversely, commercial breaks are up by four incidents (57%), from seven incidents in the first month of 2024 to 11 in 2025.
- There are no established burglary patterns anywhere in Cambridge at the present time.

## 2024 Review

- The property index crime of burglary recorded an increase of 16% in 2024 when compared to the five-year average, with 37 additional incidents reported above the projected total of 234 breaks. When compared with the total of 272 burglaries reported in 2023, a decrease of just one incident (0% change) was recorded in 2024.
- Housebreaks saw a 9% decrease in 2024 when compared with 2023, while commercial breaks saw a 22% increase with 17 more incidents reported in 2024 than in 2023.

## Percent Change

Last 4 Weeks

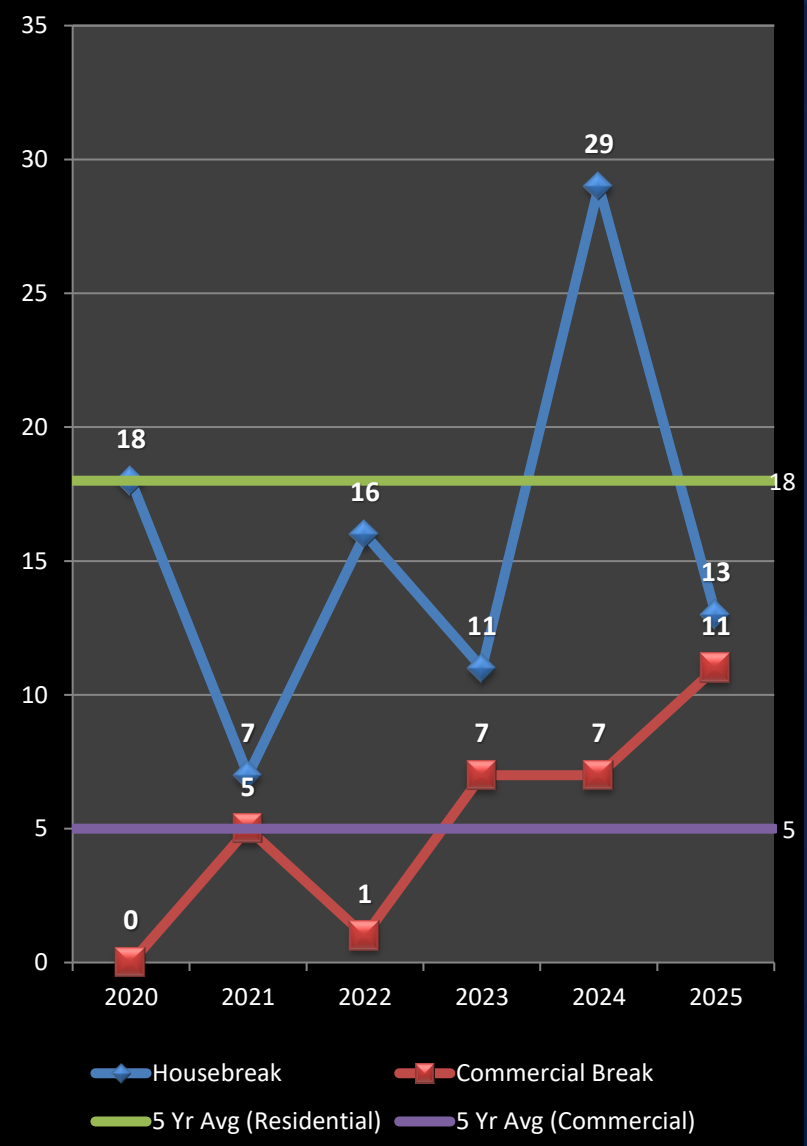
-25%

Previous Year

-33%

5-Year Average

+4%







## Geographic Breakdown of Housebreaks: 1.1.25 – 2.3.25

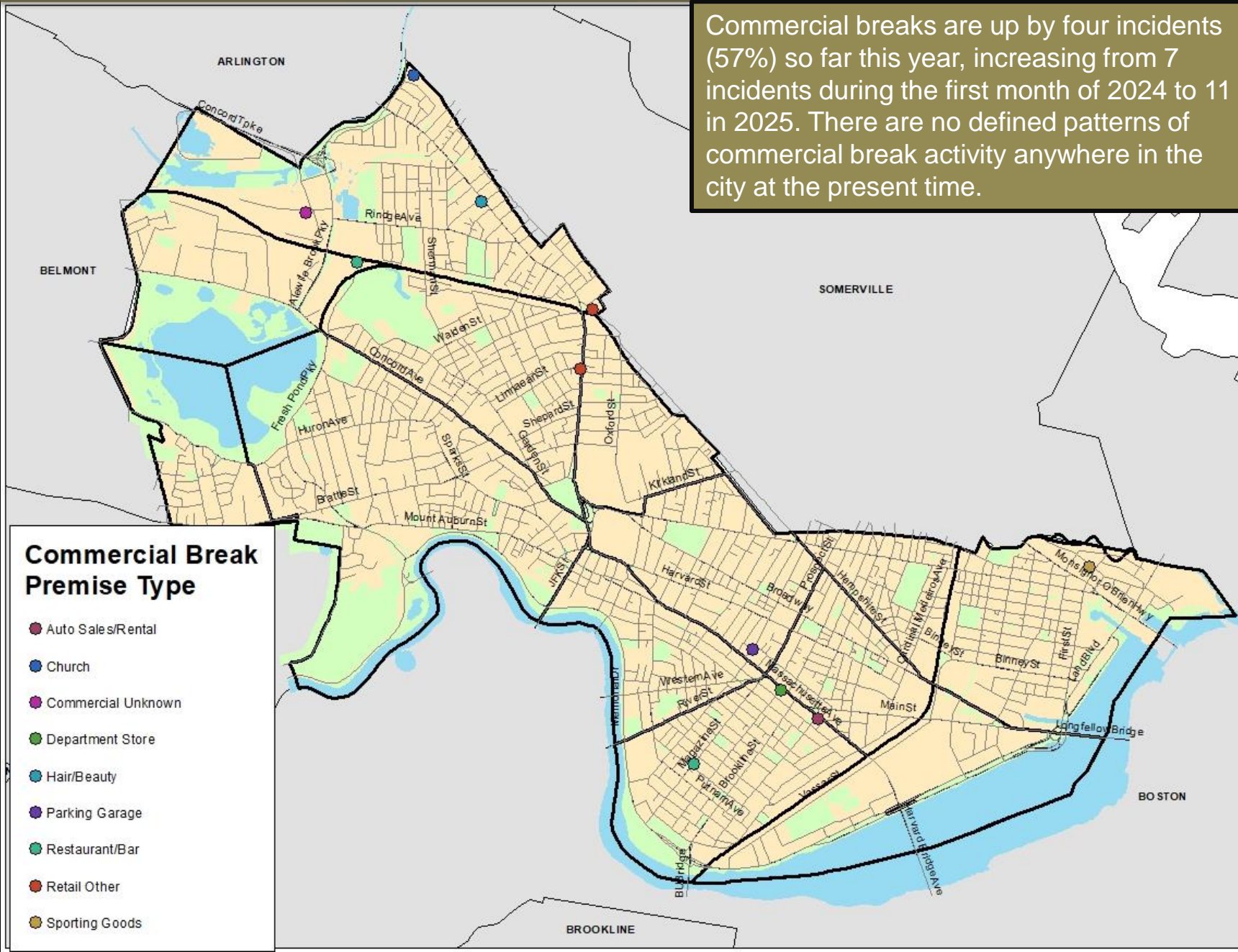
Housebreaks during the first month of the year decreased by 16 incidents (-55%) from 29 in 2024 to 13 in 2025. There are no defined patterns of housebreak activity anywhere in the city at the present time.



Riverside and The Port neighborhoods saw the most housebreak activity in 2024, with 27 and 26 housebreaks, respectively. Riverside has continued this trend by recording the most housebreaks citywide so far in 2025 with three breaks.



# Geographic Breakdown of Commercial Breaks: 1.1.25 – 2.3.25







# LARCENY

*No Patterns*

- Preliminary stats indicate that overall larceny through February 3<sup>rd</sup> of 2025 registered at 229 incidents, 41% above the same time in 2024. The total of 229 larcenies reported in 2025 is also 36% above the 5-year average of 169 incidents.
- The larceny from motor vehicle total through February 3<sup>rd</sup>, 2025, is 14 incidents, 18% below the same time frame in 2024. This total is also 61% below the five-year average of 36 incidents.
- Through February 3<sup>rd</sup>, 2025, there were seven larcenies from the person reported in Cambridge, down 13% (1 incident) when compared to 2024. Riverside reported the most thefts with two incidents so far in 2025.
- There were 16 larcenies from buildings reported in the first month of 2025. This total is two incidents (11%) below 2024 and five incidents (24%) less than the five-year average. There are no defined patterns of this crime type in the city at this time.
- Larcenies from residences are down seven incidents (23%) in 2025 when compared with 2024. Package thefts have made up the majority of this crime type in recent years due to the increased volume of deliveries that began during the pandemic and have continued ever since. Package thefts have accounted for 16 of the 23 larcenies from residences (70%) so far this year.
- There have been 24 larcenies of bicycles reported so far in 2025. This total is 11 incidents (85%) above the 2024 total through 2/3 and four incidents (20%) above the five-year average of 20. The top neighborhood for bike thefts so far in 2025 is North Cambridge with eight incidents.

## Percent Change

Last 4 Weeks

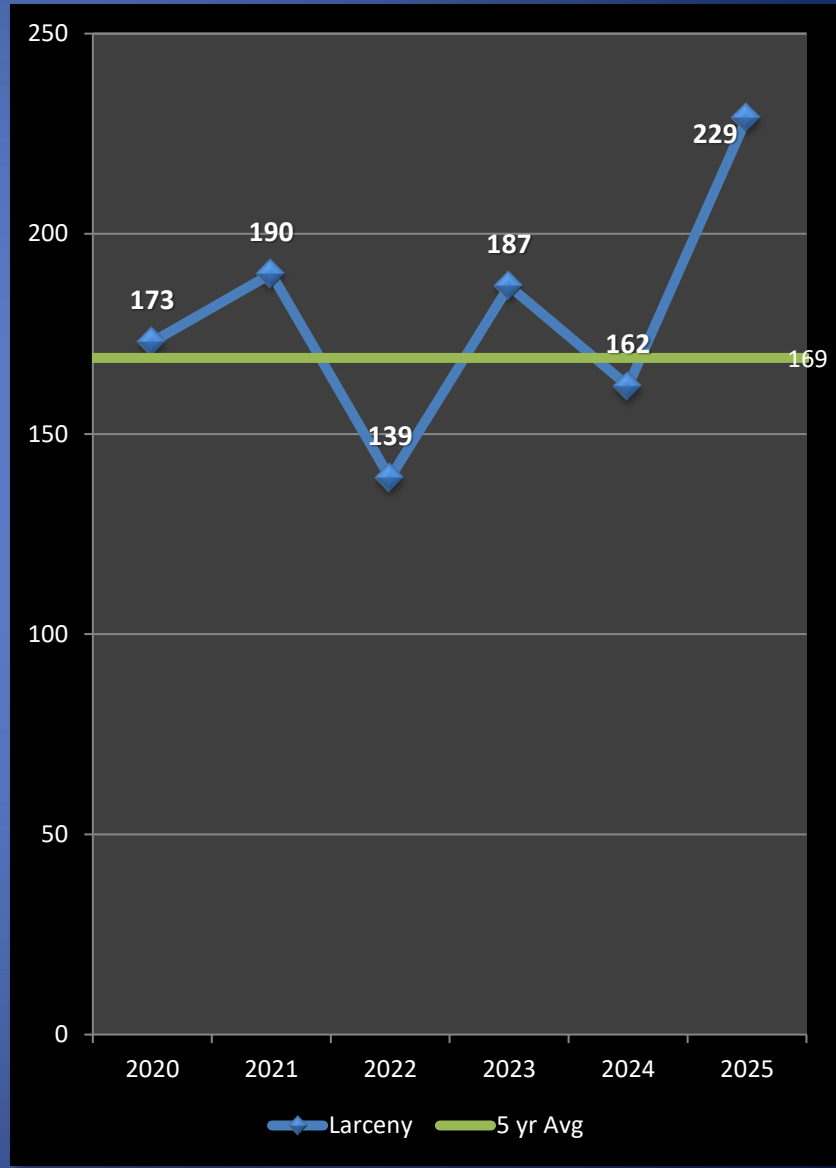
**-19%**

Previous Year

**+41%**

5-Year Average

**+36%**





# LARCENY From MV

No Patterns

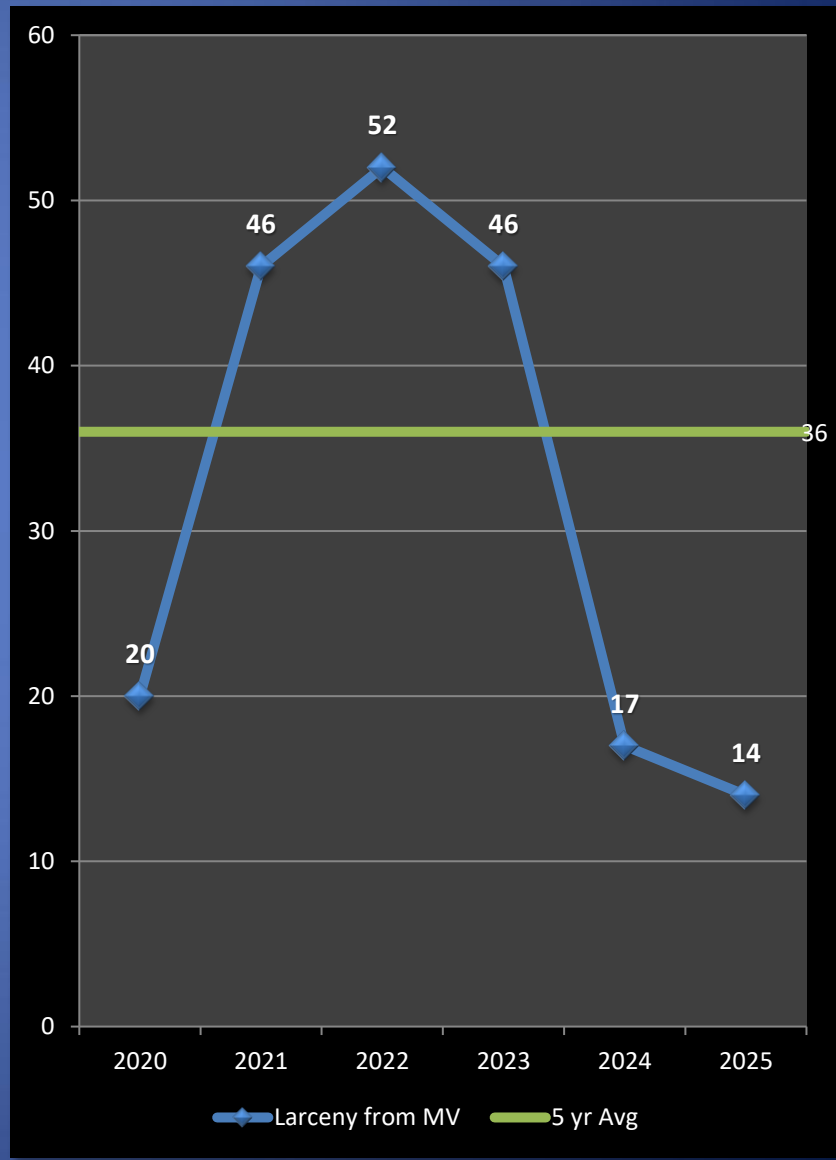
- The larceny from motor vehicle total through February 3<sup>rd</sup>, 2025, is 14 incidents, which is 18% (three incidents) below the same time period in 2024. The 14 thefts from vehicles reported so far also indicates a decrease of 22 incidents (-61%) below the 36 car breaks forecasted for this month.
- The neighborhood with the most larcenies from motor vehicles for the first month of 2025 was Mid-Cambridge with three incidents, followed by Cambridgeport, East Cambridge, Inman/Harrington, and North Cambridge each registering two incidents.
- Comparing the last four weeks (January 2025) to the previous four (December 2024), there was a 57% decrease in larcenies from motor vehicles, with 13 fewer incidents reported.
- Of the 14 incidents reported so far in 2025, eight vehicles (57%) were entered via unlocked doors and three vehicles (21%) were entered through unknown means at the time of the theft.

## 2024 Review

- The larceny from motor vehicle total for 2024 was 290 incidents, which was 9% (29 incidents) below the total in 2023 and 24% below the five-year weighted average of 382.
- The Inman/Harrington and Cambridgeport neighborhoods accounted for the most incidents in 2024 with 43 incidents each, followed by Mid-Cambridge with 38.

## Percent Change

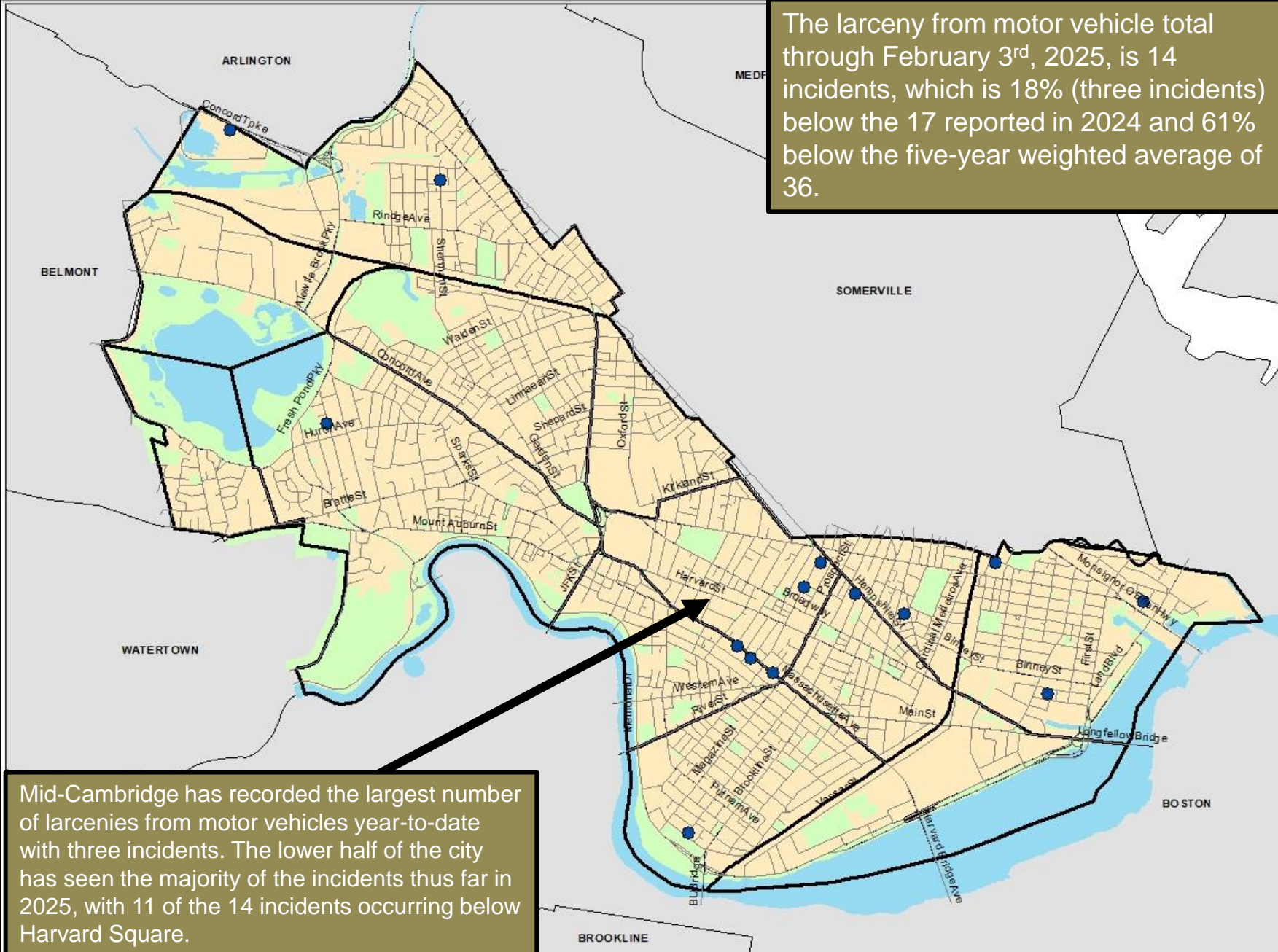
Last 4 Weeks	Previous Year	5-Year Average
-57%	-18%	-61%







# Geographic Breakdown of Larceny from Motor Vehicles: 1.1.25 – 2.3.25





# LARCENY from Person

## No Patterns

- Larceny from the person through February 3rd, 2025, declined by one incident (13%) when compared to the same time frame in 2024 and was equal to the projected total of seven incidents.
- Two of the seven incidents reported thus far in 2025 took place in Harvard Square. The other incidents took place throughout the city, with the business districts of Central Square, 1500-1900 Mass Ave, Bay Square, East Cambridge, and Porter Square each registering one incident.

### 2024 Review

- Larceny from the person in 2024 declined by 12 incidents (13%) from 96 in 2023 to 84 in 2024 and was 26 incidents (24%) below the five-year average of 110 incidents.
- The top business districts in the city for this crime type in 2024 were Central Square (38 incidents), Harvard Square (15 incidents), and Porter Square (8 incidents).
- In recent years, higher numbers in Central Square have mainly been due to grab-and-run situations. There were 13 incidents of this nature in Central Square in 2024. Another common situation involves individuals who are unhoused whose property may have been stolen while they were asleep or otherwise distracted; this accounted for 12 incidents in this area this year. Pocket-picking situations also accounted for eight incidents in Central Square in 2024.

### Percent Change

Last 4 Weeks

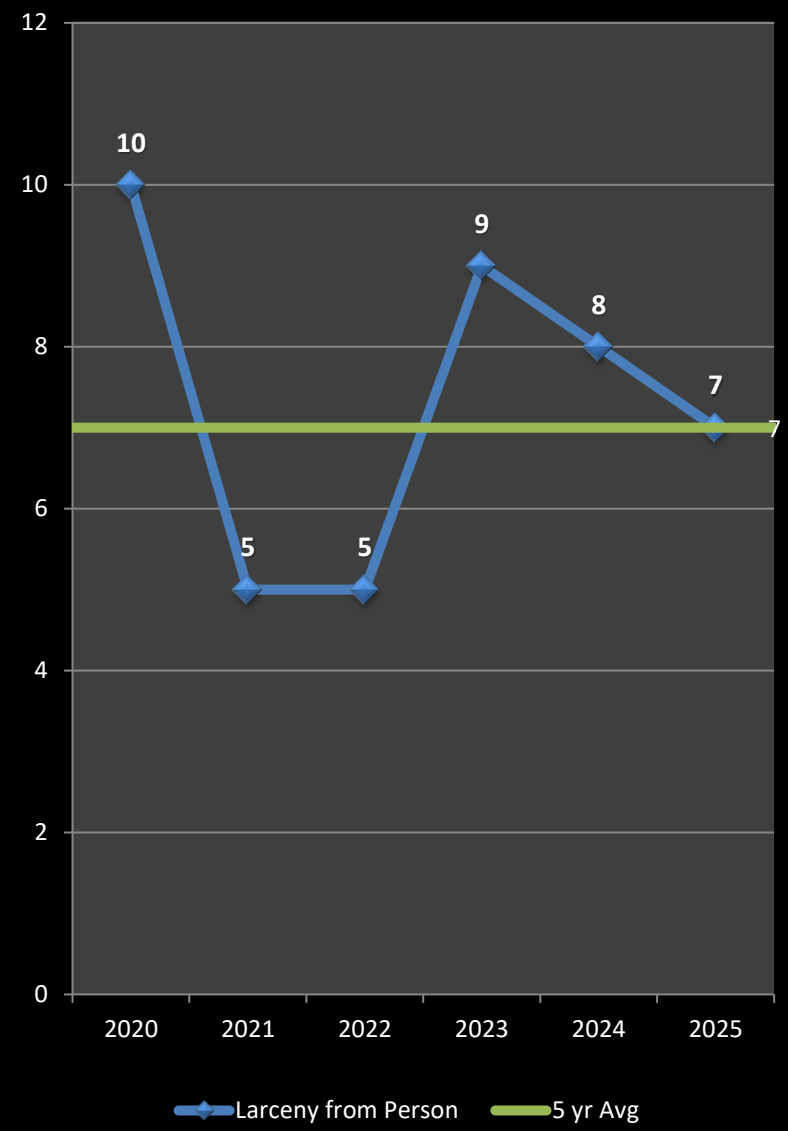
+100%

Previous Year

-13%

5-Year Average

-0%





# LARCENY of Bicycle

## No Patterns

- There have been 24 bicycle thefts reported citywide so far in 2025, up 85% from the 13 reported during the same time frame in 2024. Additionally, the 2025 total is registering at 20% above the five-year average of 20.
- The most recent four weeks (January 2025) saw an 11% increase in bike thefts when compared with the previous four weeks (December 2024), with two more thefts reported in January.
- 13 bike thefts (or 54% of all citywide thefts year-to-date) have occurred North of Harvard Square.
- Of the 24 bike thefts reported in 2025, 21 (88%) were reportedly locked at the time of the theft.

### Top Neighborhoods for Bike Theft in 2025:

Neighborhood	YTD Total	% Citywide
North Cambridge	8	33%
Mid-Cambridge	5	21%
Riverside	3	13%
East Cambridge	3	13%

### 2024 Review:

- There were 499 bicycle thefts reported citywide in 2024, down 14% from the 579 reported during 2023. Additionally, the 2024 total registered 10% below the five-year average of 554.

### Percent Change

Last 4 Weeks

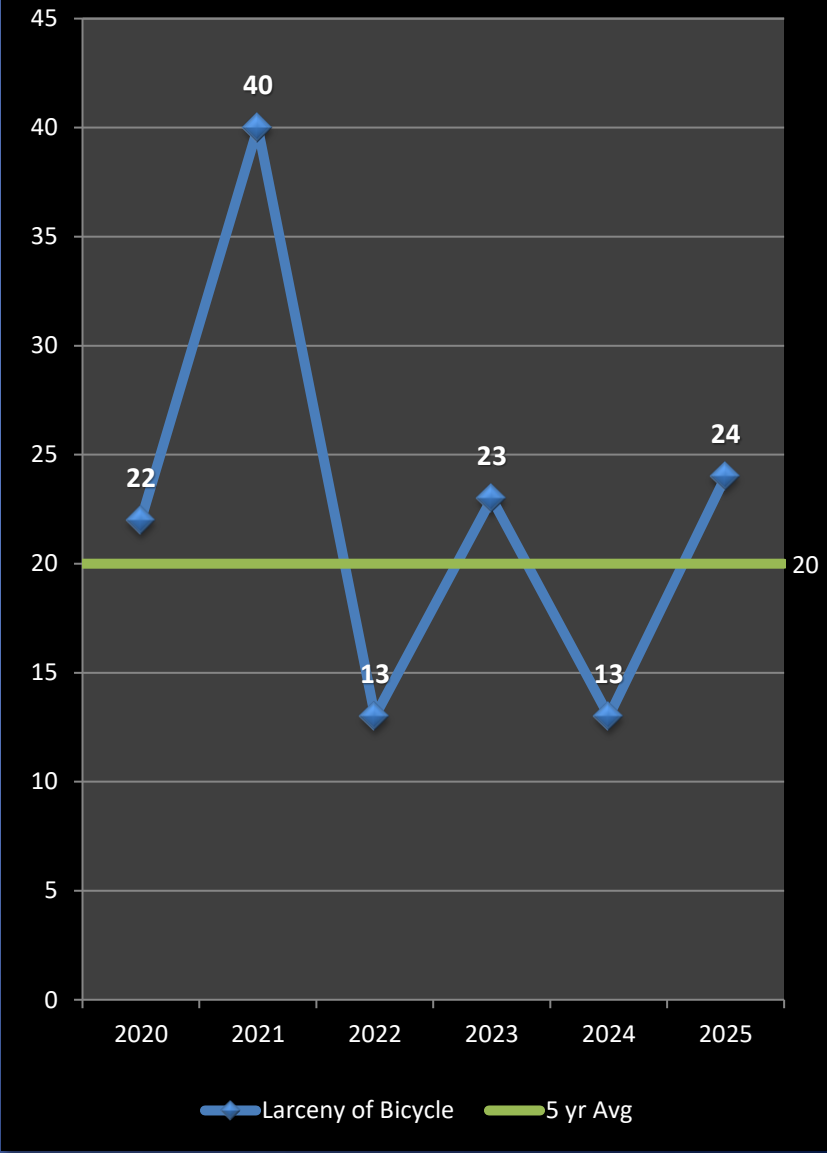
Previous Year

5-Year Average

+11%

+85%

+20%



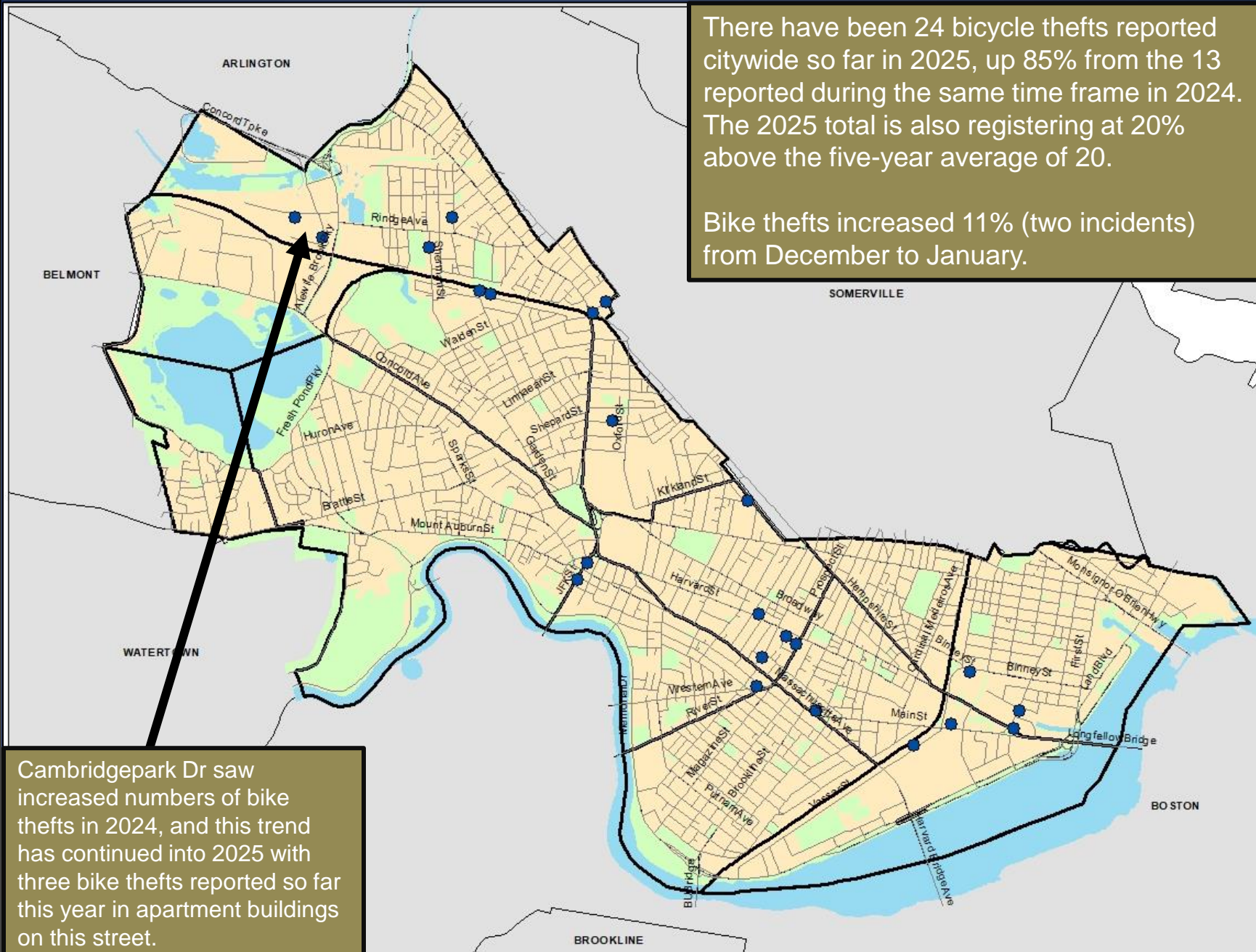




# Geographic Breakdown of Bicycle Thefts: 1.1.25 – 2.3.25

There have been 24 bicycle thefts reported citywide so far in 2025, up 85% from the 13 reported during the same time frame in 2024. The 2025 total is also registering at 20% above the five-year average of 20.

Bike thefts increased 11% (two incidents) from December to January.

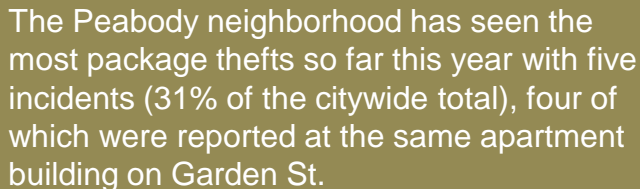


Cambridgepark Dr saw increased numbers of bike thefts in 2024, and this trend has continued into 2025 with three bike thefts reported so far this year in apartment buildings on this street.



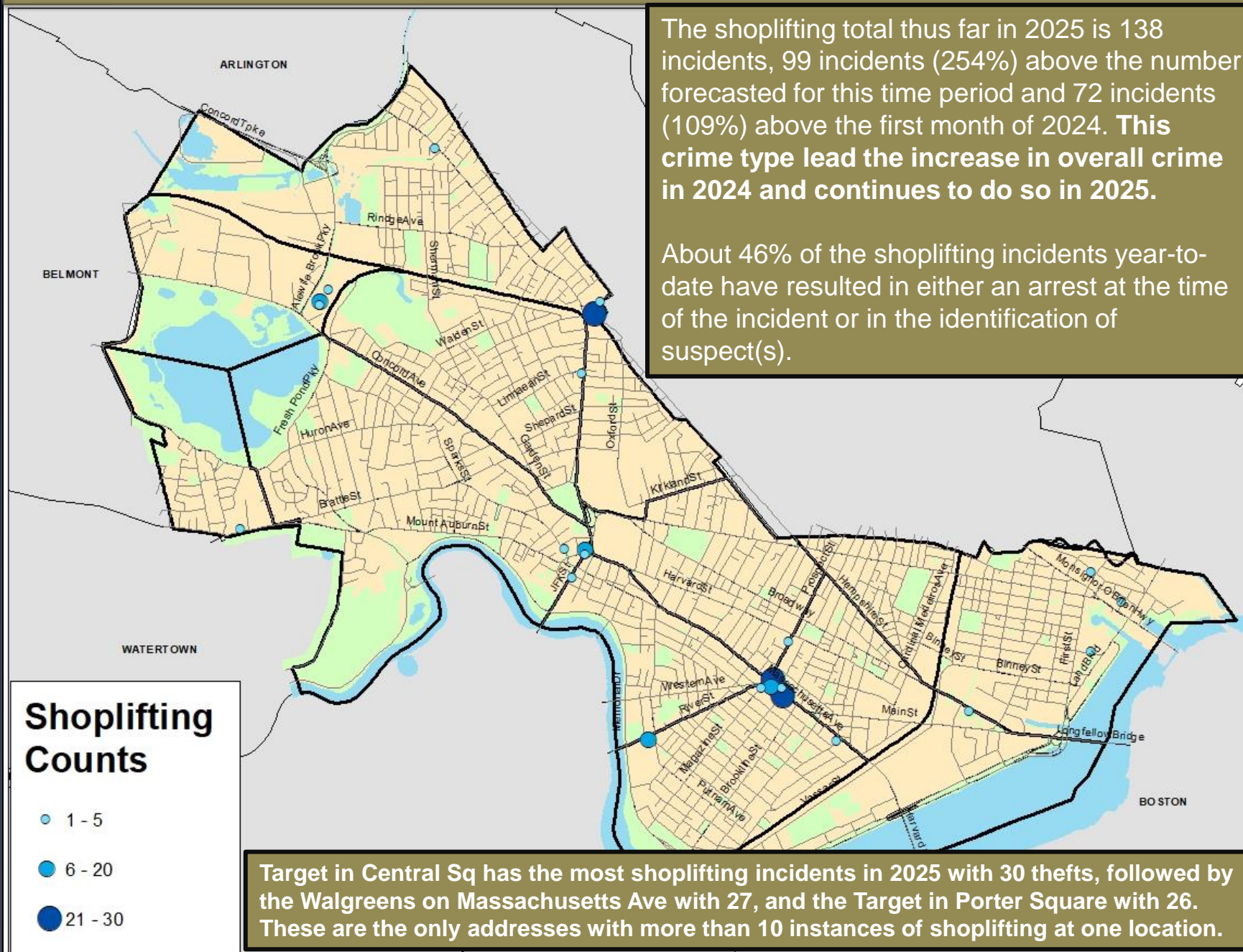


January  
2025





# Geographic Breakdown of Shoplifting: 1.1.25 – 2.3.25







# AUTO THEFT

*No Patterns*

- The five-year weighted average for auto thefts for the first month of the year is seven, and with five reported so far in 2025, Cambridge has experienced a decrease of 29% below the expected total. Auto thefts also dropped 17% (one incident) when compared with the first month of 2024.
- The neighborhood breakdown for auto theft totals in 2024 is as follows: East Cambridge – 2; Peabody – 1; Riverside – 1; and the Highlands – 1
- Four of the five auto thefts reported so far this year involved a situation where the operator left the vehicle unlocked and/or running in order to deliver a package or grab food. When the victim returned, the vehicle was gone.
- Three of the five motor vehicles stolen in 2025 have been recovered to date, with one involving an arrest at the time of the crime.

## 2024 Review

- There were 95 auto thefts reported citywide in 2024, down 32% (45 incidents) from the 140 reported during 2023. Additionally, the 2024 total registered 27% below the five-year average of 131.
- The Port registered the most auto thefts in 2024 with 19 incidents, followed by Cambridgeport with 16.

## Percent Change

Last 4 Weeks

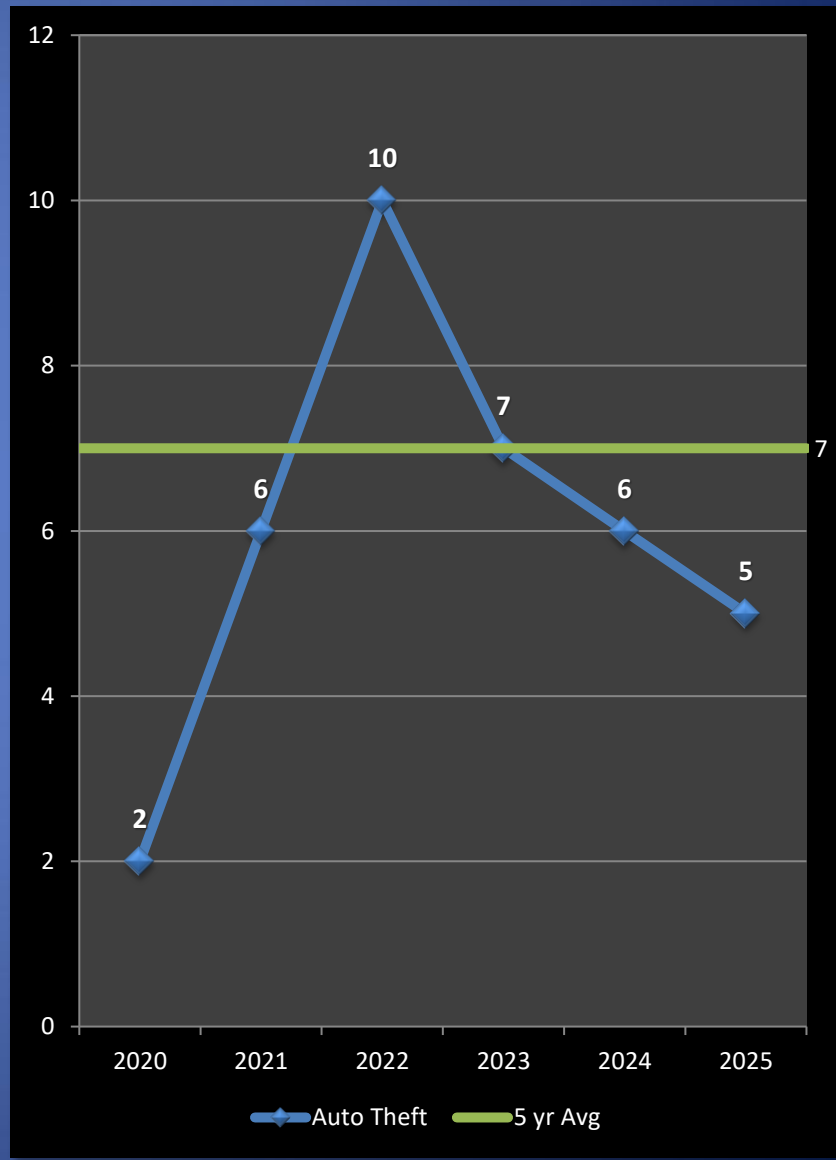
**-75%**

Previous Year

**-17%**

5-Year Average

**-29%**





# Help Prevent Crime

*And keep yourself informed!*

## To receive information from the CPD:

- Sign up with for the **Cambridge Alert Network**, to receive alerts about emerging crime patterns, neighborhood meetings, and crime prevention tips, by visiting [www.CambridgeMa.gov/AlertNetwork](http://www.CambridgeMa.gov/AlertNetwork).
- “Like” the Cambridge Police Department on Facebook at [www.facebook.com/CambridgePolice](http://www.facebook.com/CambridgePolice)
- Follow [@CambridgePolice](https://twitter.com/CambridgePolice) on Twitter.
- Visit our website at [www.CambridgePolice.org](http://www.CambridgePolice.org) for valuable information and reports including the Daily Log and BridgeStat, which is published on the first Friday of every month.
- Download our “MyPD” smartphone app at [www.CambridgePolice.org/MyPD](http://www.CambridgePolice.org/MyPD).

## To Share Information with the CPD:

- Call our Non-Emergency Telephone Number at **617-349-3300**.
  - Every call for service generates a police response, so help drive our resources by reporting things that seem suspicious or out of the ordinary.
- Send an Anonymous TEXT-A-TIP:
  - Send an ANONYMOUS text message to **Tip411 (847411)**. Begin your message with Tip650 and then type your message. You will receive a response from the Cambridge Police with the option to continue communicating. Please remember that this is not a replacement for 9-1-1. **If you witness an emergency situation, please call 9-1-1 immediately.**
- Send an Anonymous Crime Tip E-Mail at [www.CambridgePolice.org/Tips](http://www.CambridgePolice.org/Tips)