



# Cambridge Police Department BridgeStat

January 2026

Produced by the Crime Analysis Unit

***\*Preliminary 2025 Year-to-Date numbers are subject to change  
as data is finalized in the coming weeks.***



# Part I Total Crime

An analysis of the serious crime statistics for January of 2026 points to a large decrease of 26% in the Part One index total for Cambridge when compared with 2025. During the first month of the year, there were 218 serious crimes reported in the City. For the same time period in 2025, the combined total for Murder, Rape, Robbery, Aggravated Assault, Burglary, Larceny & Auto theft was 295 incidents. When measured against the five-year average, an 11% decrease in the crime index has been registered.

Further analysis of the crime totals for the first month of 2025 indicates that violent crimes recorded a 5% decrease when compared with last year. There was one homicide, three rapes, five robberies, and 33 aggravated assaults recorded from the beginning of the year through February 2, 2026.

The numbers indicate that property crimes dropped 30% in January of 2026 with crime totals significantly under the January 2025 amount. The 50% decrease in shoplifting and 70% drop in larceny of bicycles during the first month of the year are the key trend indicators in 2026 that have driven the downward curve in the property crime index.

When analyzing the serious crime totals of January 2026 versus the previous month of December 2025, there was a decrease of 12% in the number of index incidents, with 26 fewer crimes reported in January.

	4 Week Snapshot			Year to Date			Five Year	
	12/9/25 - 1/5/26	1/6/26 - 2/2/26	Change	2025	2026	Change	Avg	Change
Total Violent Crime	38	32	-16%	44	42	-5%	32	31%
Total Property Crime	172	152	-12%	251	176	-30%	212	-17%
Total Part I Crime	210	184	-12%	295	218	-26%	245	-11%



# Part I Property Crime

Analysis of property crime totals for January 2026 reveals a 30% decrease when measured against the same time in 2025 and a 17% drop below the five-year average of 212.

A majority of the property crime categories recorded decreases when measured against 2025, including a 36% decrease in housebreaks, a 70% drop in bicycle thefts and a very substantial reduction of 50% in shopliftings. The only increase that is worth noting is the 81% rise in larcenies from residences, likely due to increased package thefts around and following the holidays.

	4 Week Snapshot				Year to Date				Five Year	
	12/9/25 - 1/5/26	1/6/26 - 2/2/26	Change		2025	2026	Change		Avg	Change
<b>Burglary</b>	<b>12</b>	<b>13</b>	<b>8%</b>		<b>24</b>	<b>14</b>	<b>-42%</b>		<b>23</b>	<b>-39%</b>
Commercial Break	5	6	20%		13	7	-46%		8	-13%
Housebreak	7	7	0%		11	7	-36%		16	-56%
<b>Larceny</b>	<b>158</b>	<b>135</b>	<b>-15%</b>		<b>222</b>	<b>158</b>	<b>-29%</b>		<b>183</b>	<b>-14%</b>
Larceny (Misc)	8	1	-88%		4	1	-75%		5	-80%
Larceny from Building	11	9	-18%		15	11	-27%		18	-39%
Larceny from MV	19	22	16%		14	28	100%		27	4%
Larceny from Person	3	2	-33%		7	2	-71%		7	-71%
Larceny from Residence	38	31	-18%		21	38	81%		28	36%
Larceny of Bicycle	13	5	-62%		23	7	-70%		20	-65%
Larceny of Plate	1	4	300%		2	4	100%		3	33%
Larceny of Services	1	0	-100%		1	0	IN-CALC		2	-100%
Shoplifting	64	61	-5%		135	67	-50%		72	-7%
<b>Auto Theft</b>	<b>2</b>	<b>4</b>	<b>100%</b>		<b>5</b>	<b>4</b>	<b>-20%</b>		<b>6</b>	<b>-33%</b>
<b>Total Property Crime</b>	<b>172</b>	<b>152</b>	<b>-12%</b>		<b>251</b>	<b>176</b>	<b>-30%</b>		<b>212</b>	<b>-17%</b>



# Part I Violent Crime

From January 1<sup>st</sup> to February 2<sup>nd</sup>, 2026, there were 42 violent crimes recorded in Cambridge, 2 incidents (-5%) below last year's total of 44 incidents and 10 incidents (+31%) above the 32 crimes forecasted for the year.

There were two rapes reported in Cambridge through February 2<sup>nd</sup>, which is up one from the two rapes reported during the first month of 2025.

The trend observed during the past few years of a high percentage of aggravated assaults and street robberies occurring in Central Square has continued somewhat into 2025. Ten of the 33 aggravated assaults year-to-date (or 30%) have been reported in Central Square, as well as 2 of the 5 street robberies (or 40%).

The first homicide of the year in Cambridge was reported on January 6, 2026. At approximately 7:52pm, officers responded to a Norfolk Street apartment complex for a report of a stabbing. One victim was located with serious injuries and was transported to a local hospital, where he later died. Victor Rivas, 51, of South Boston was arrested and charged with assault and battery with a dangerous weapon in connection with this incident. The preliminary investigation suggests that there was an altercation inside an apartment between the defendant and the male victim, who are believed to be known to each other. Both parties sustained injuries during the altercation. This incident remains under active investigation.

	4 Week Snapshot			Year to Date			Five Year	
	12/9/25 - 1/5/26	1/6/26 - 2/2/26	Change	2025	2026	Change	Avg	Change
Homicide	0	1	IN-CALC	1	1	0%	0	IN-CALC
Rape	3	2	-33%	2	3	50%	2	50%
Robbery	6	5	-17%	7	5	-29%	6	-17%
Commercial Robbery	2	0	-100%	3	0	IN-CALC	2	-100%
Street Robbery	4	5	25%	4	5	25%	4	25%
Aggravated Assault	29	24	-17%	34	33	-3%	23	43%
Total Violent Crime	38	32	-16%	44	42	-5%	32	31%



# MURDER

No Patterns

- The first homicide of the year in Cambridge was reported on January 6, 2026. At approximately 7:52pm, officers responded to a Norfolk Street apartment complex for a report of a stabbing. One victim was located with serious injuries and was transported to a local hospital, where he later died. Victor Rivas, 51, of South Boston was arrested and charged with assault and battery with a dangerous weapon in connection with this incident. The preliminary investigation suggests that there was an altercation inside an apartment between the defendant and the male victim, who are believed to be known to each other. Both parties sustained injuries during the altercation. This incident remains under active investigation.
- The last reported homicide in Cambridge prior to the January 2026 incident took place on January 13, 2025, shortly before 11:30pm. This was the first homicide in the City in over a year and the only homicide in 2025. One victim, 21-year-old Angel Nieves of Springfield and formerly of Cambridge, was located with multiple gunshot wounds outside of a residence on Clifton Street. He was transported to a local hospital where he was later pronounced deceased. This incident remains under active investigation.
- There were no murders recorded in Cambridge in 2024. This has happened only four other times in the past 20 years—in 2004, 2007, 2010, and 2022.
- Officers responded to the area of 10 Magazine Street in Central Square shortly after midnight on November 23, 2023. Two individuals with gunshot wounds were located and transported to a Boston hospital. One victim, 27-year-old Danasia Greene of Cambridge, was pronounced deceased at the hospital. The second victim, a 26-year-old male from Boston, was treated for non-life-threatening injuries. It remains under investigation.

## Percent Change\*

Last 4 Weeks

Previous Year

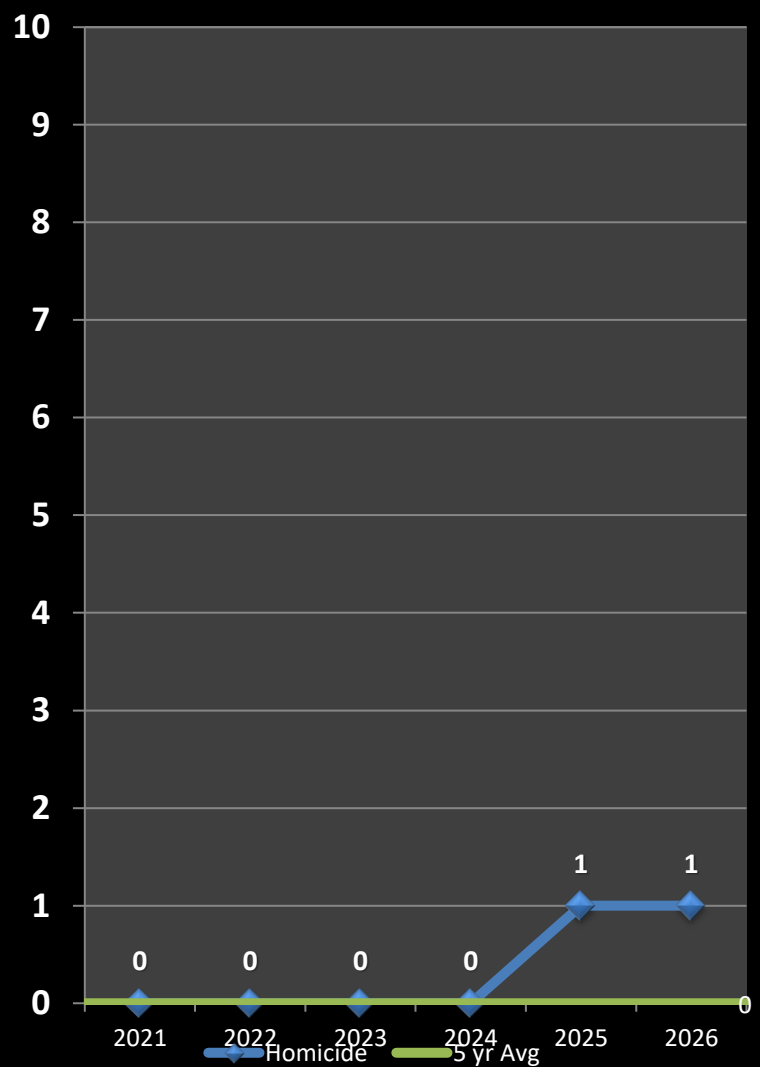
5-Year Average

In-cal

0%

In-cal

\*IN -CALC: Percentages are not calculated for numbers so small as to present a statistically misleading percentage.







# RAPE

No Patterns

- There have been 3 rapes reported in Cambridge so far in 2026, one more than both the two rapes reported during 2025 and the five-year weighted average of two.
- The rapes reported so far in 2026 have been categorized as two domestic assaults and one contact incident.
- The total number of reported rapes tends to fluctuate from year to year, but the number of stranger-to-stranger rapes reported each year in Cambridge—typically between 5 and 15—remains extremely low.

## Percent Change\*

Last 4 Weeks

Previous Year

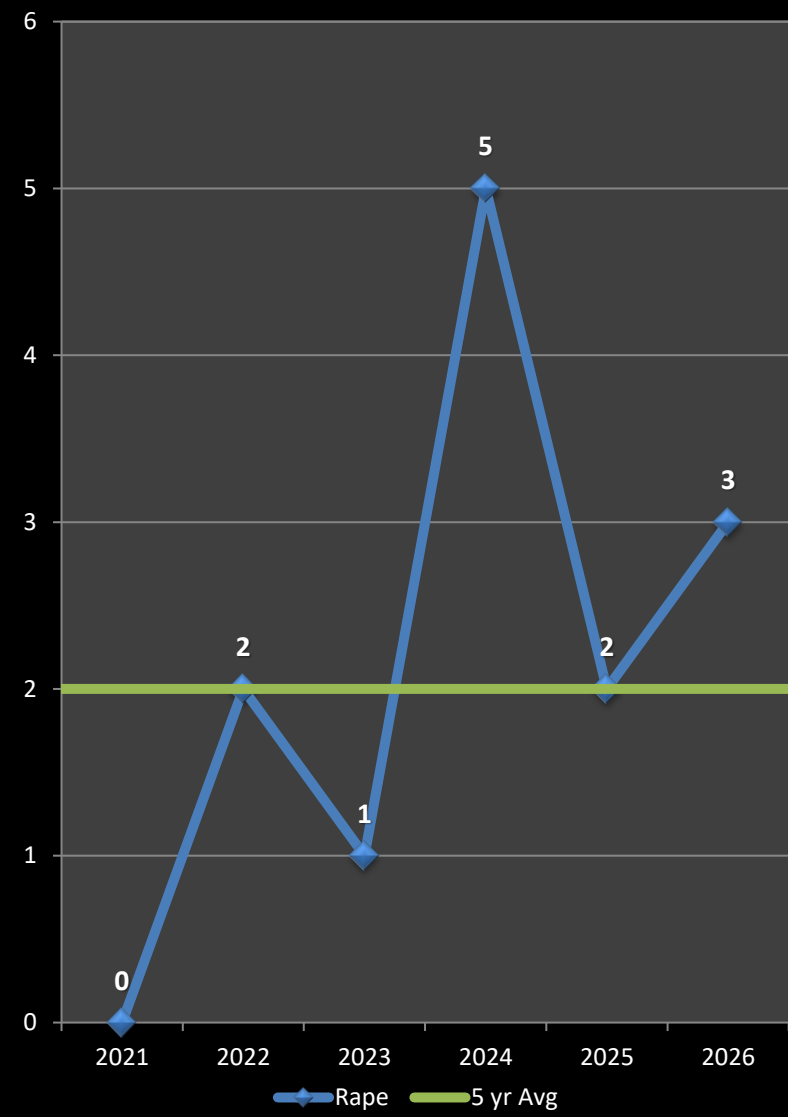
5-Year Average

-33%

+50%

+50%

\*IN -CAL: Percentages are not calculated for numbers so small as to present a statistically misleading percentage.





# AGGRAVATED ASSAULT

*No Patterns*

- The total of 33 aggravated assaults reported through February 2, 2026, is down by one incident (3%) from the 34 assaults reported during the first month of 2025. Conversely, the total reported through 2/2 is 43% above the five-year average of 23.
- The 33 aggravated assaults reported in 2025 are comprised of the following classifications: 10 domestic altercations; seven unprovoked scenarios; four each of traffic & parking assaults and assaults on police officers; two each of the following assaults between acquaintances, landlord/neighbor, and psychotic episodes; one each of the following shop owner/patron assaults and third lover.
- Although likely, it is unknown at this time if the trend observed during the past couple years of a high percentage of aggravated assaults taking place in Central Square will continue into 2026. While ten of the 33 assaults have taken place in that business district thus far, it remains to be seen if this will become the historic hot spot of the past.
- There has been one confirmed shots fired incident through 2/2 of 2026, which resulted in no injuries. Through the same time period in 2025, there were two shootings, one resulting in non-fatal injuries to one victim and the other resulting in a fatality.

## Percent Change

Last 4 Weeks

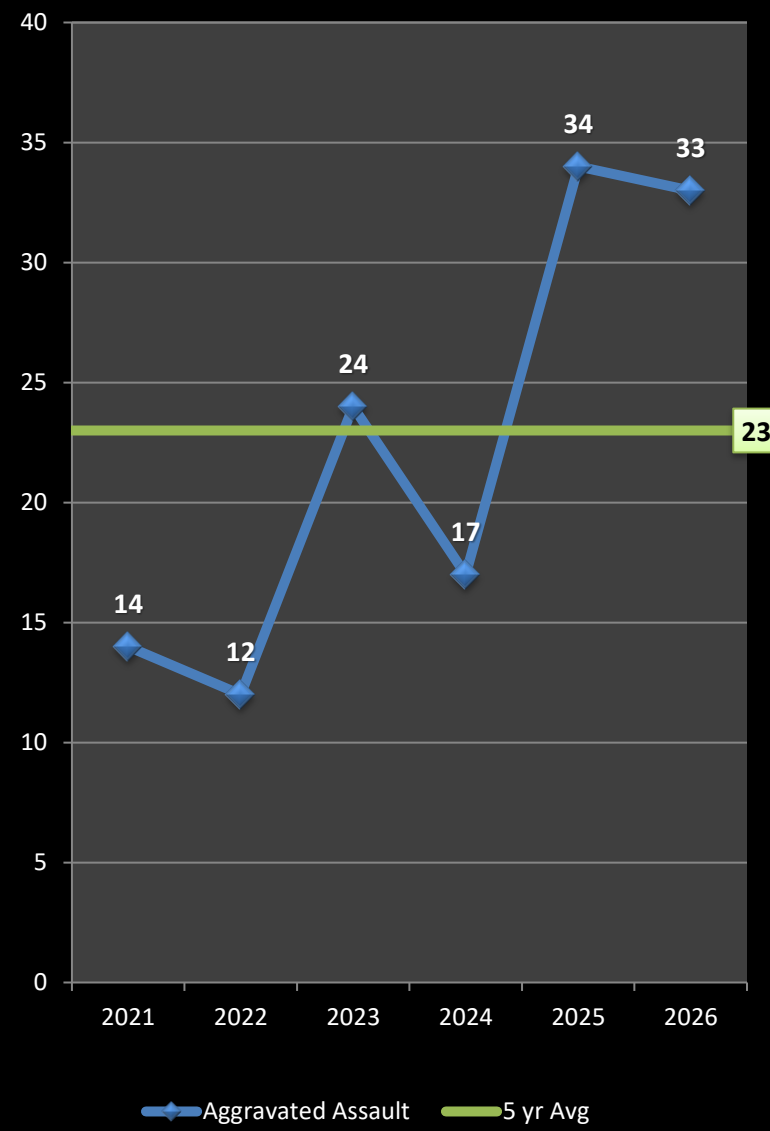
**-17%**

Previous Year

**-3%**

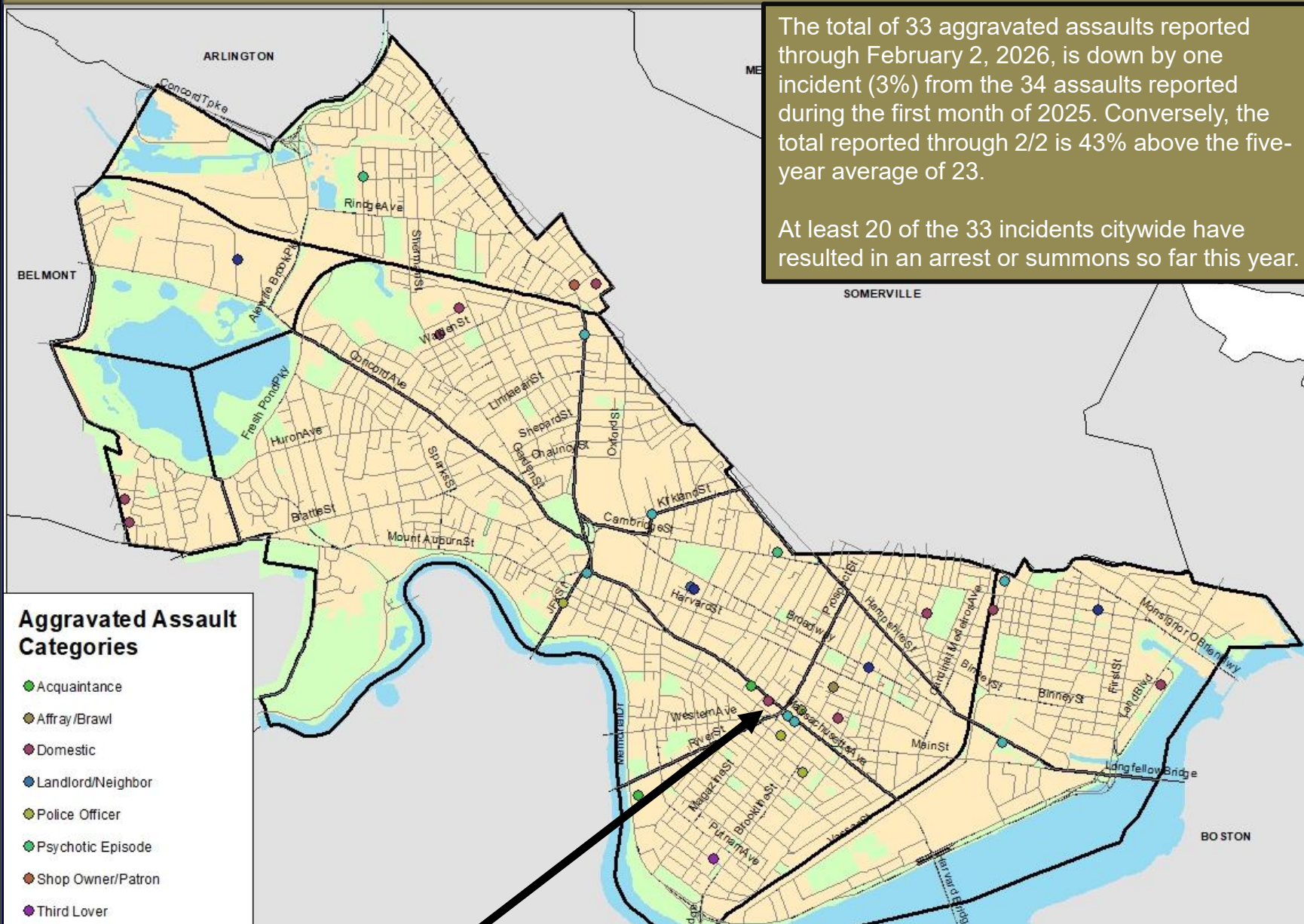
5-Year Average

**+43%**





# Geographic Breakdown of Aggravated Assaults: 1.1.26 – 2.2.26



The total of 33 aggravated assaults reported through February 2, 2026, is down by one incident (3%) from the 34 assaults reported during the first month of 2025. Conversely, the total reported through 2/2 is 43% above the five-year average of 23.

At least 20 of the 33 incidents citywide have resulted in an arrest or summons so far this year.

- Aggravated Assault Categories**
- Acquaintance
  - Affray/Brawl
  - Domestic
  - Landlord/Neighbor
  - Police Officer
  - Psychotic Episode
  - Shop Owner/Patron
  - Third Lover
  - Traffic Parking
  - Unprovoked

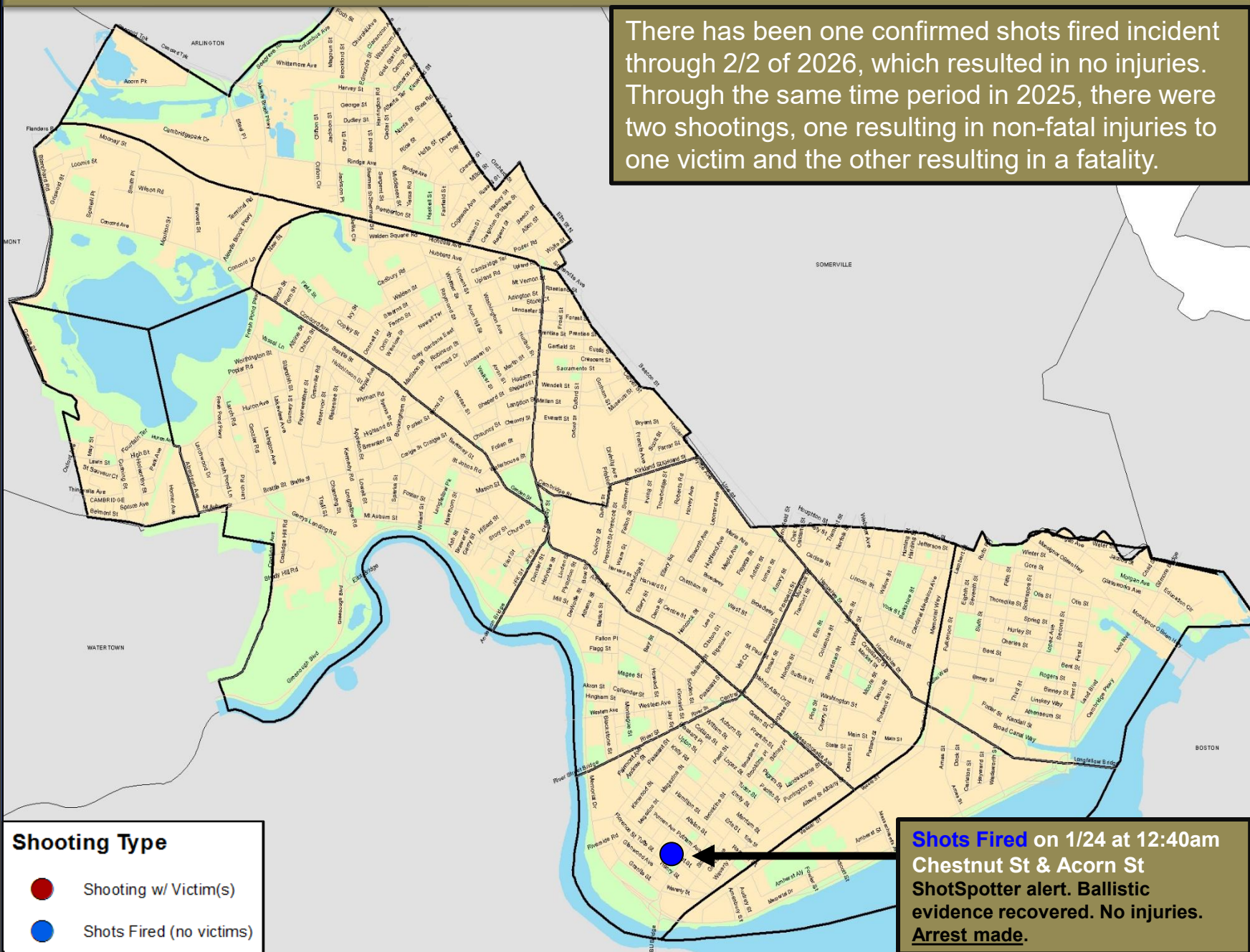
Central Square has recorded 10 assaults year-to-date, with assaults against police officers being the top category accounting for three of the incidents.





# Shootings & Shots Fired in Cambridge: 1.1.26 – 2.2.26

There has been one confirmed shots fired incident through 2/2 of 2026, which resulted in no injuries. Through the same time period in 2025, there were two shootings, one resulting in non-fatal injuries to one victim and the other resulting in a fatality.





# Robbery

No Patterns

- The five-year average for overall robbery in Cambridge through 2/2 is six incidents. In 2026, five total robberies have been recorded to date, which translates to a 17% drop below the projected total and a 29% decrease below the seven robberies reported through 2/2 in 2025.
- There have been five unrelated street robberies and no commercial robberies reported thus far in 2026.

## 2025 Review:

- There were 30 commercial robberies reported in 2025. This total is up five incidents (20%) over the 25 robberies reported in 2024 and is up seven incidents (30%) over the five-year average of 23. All 30 robberies were unrelated, but 24 of the 30 involved shoplifting incidents at department and convenience stores across the city that escalated into robberies.
- Street robberies in 2025 dropped six incidents (-7%) from the 85 reported in 2024 to 79 in 2025 and declined by one incident (-1%) below the five-year average of 80. No defined street robbery patterns were reported anywhere in Cambridge in 2025.
- Forty-nine of the 79 street robberies reported in 2025 (or 62%) took place in or around Central Square. This is similar to a trend seen in this area that began in 2021 and continued throughout all of 2022 and much of 2023 and 2024. Multiple incidents in this area involved unhoused individuals as victims and/or suspects.

## Percent Change

Last 4 Weeks

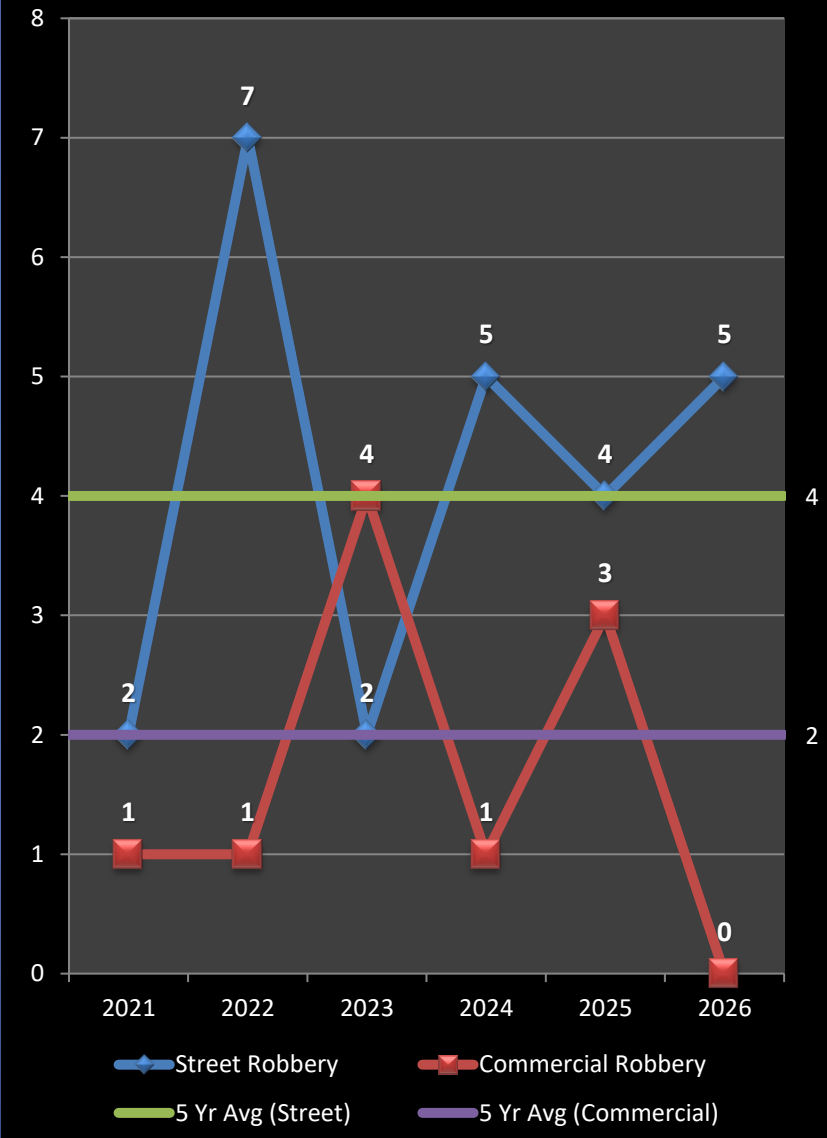
Previous Year

5-Year Average

-17%

-29%

-17%



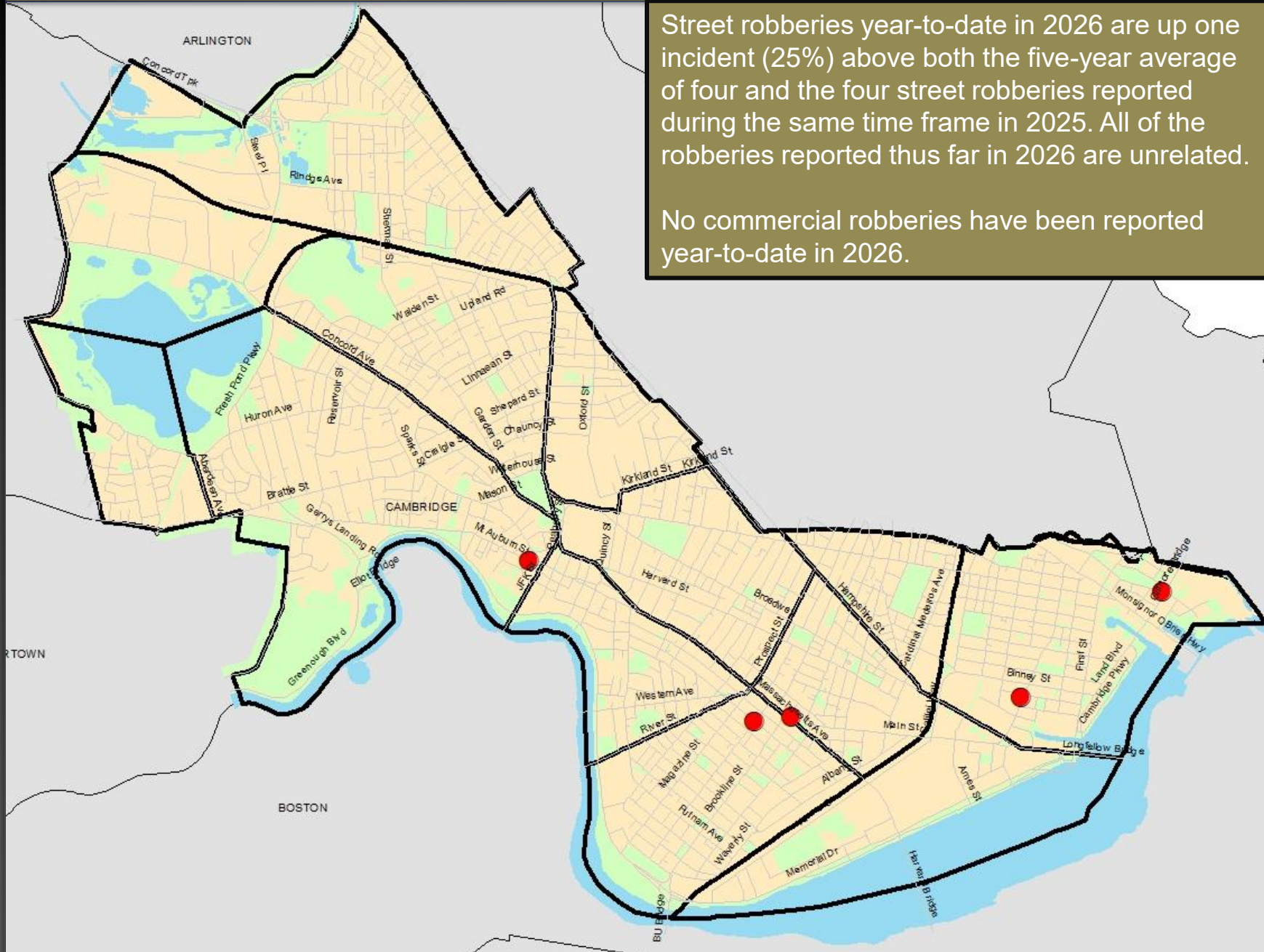




## Geographic Breakdown of Street Robberies: 1.1.26 – 2.2.26

Street robberies year-to-date in 2026 are up one incident (25%) above both the five-year average of four and the four street robberies reported during the same time frame in 2025. All of the robberies reported thus far in 2026 are unrelated.

No commercial robberies have been reported year-to-date in 2026.





# Burglary

No Patterns

- The property index crime of burglary, the combination of residential and commercial breaks, recorded a decrease of 42% through February 2<sup>nd</sup> of 2026 when compared to the 24 reported during the beginning of 2025. The total of 14 burglary incidents reported thus far in 2026 was also 39% below the five-year average of 23.
- Housebreaks through January decreased by four incidents (-36%) from 11 in 2025 to seven in 2026.
- Of the seven housebreaks that occurred in January, four of them occurred in the North Cambridge neighborhood.
- Commercial breaks are down by six incidents (46%), dropping from 13 incidents in the first month of 2025 to seven in 2026.
- There are no defined patterns of residential or commercial burglaries anywhere in the city at the present time.

## Percent Change

Last 4 Weeks

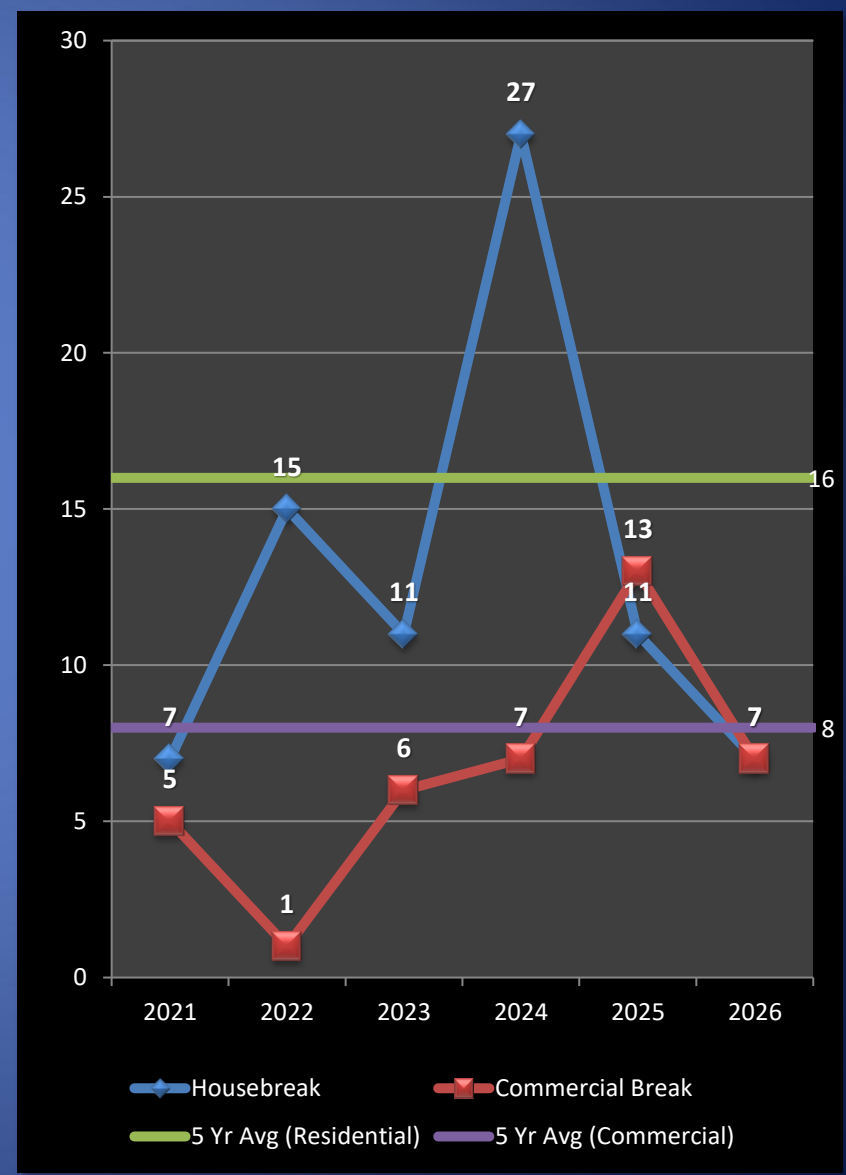
+8%

Previous Year

-42%

5-Year Average

-39%

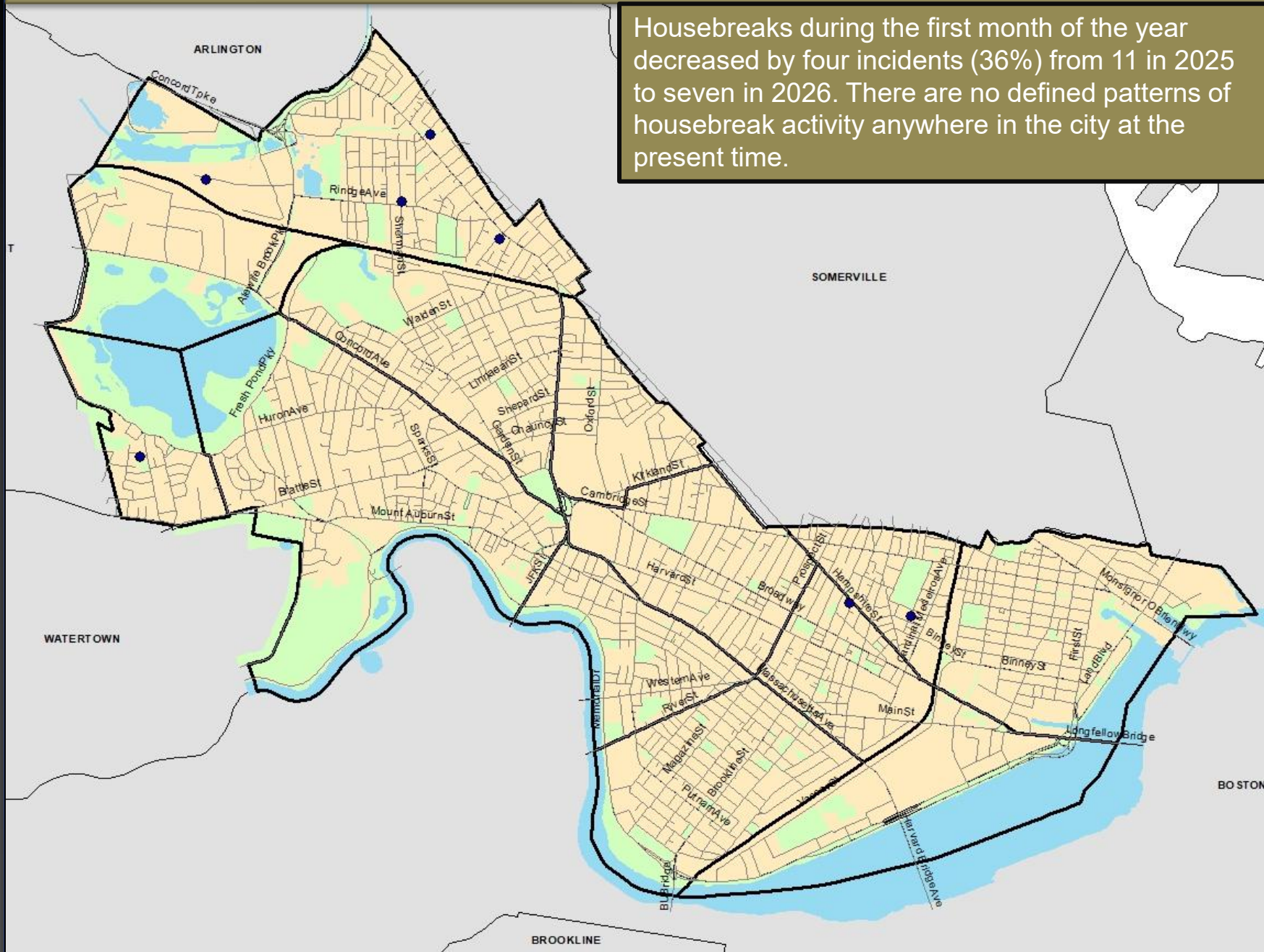






## Geographic Breakdown of Housebreaks: 1.1.26 – 2.2.26

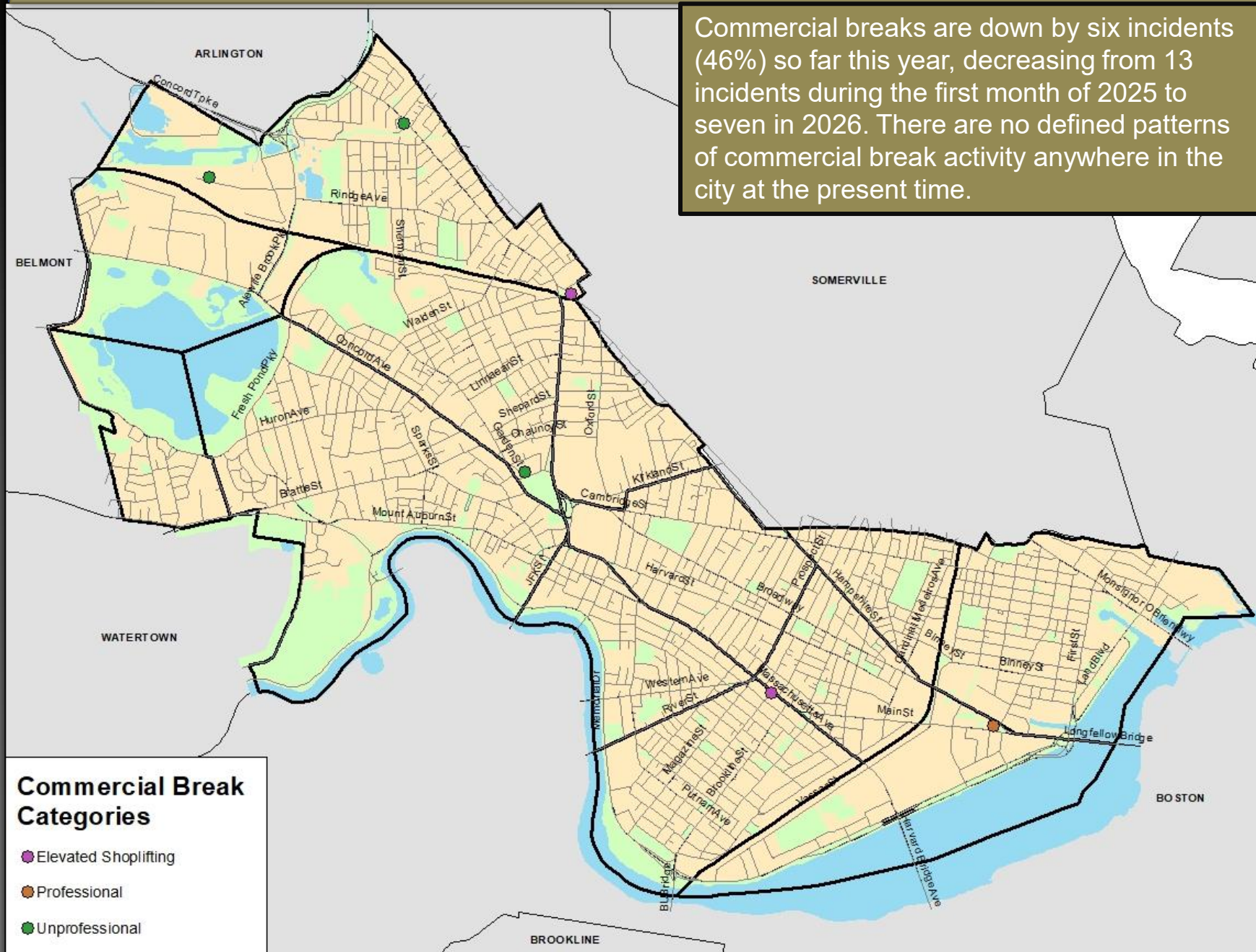
Housebreaks during the first month of the year decreased by four incidents (36%) from 11 in 2025 to seven in 2026. There are no defined patterns of housebreak activity anywhere in the city at the present time.





# Geographic Breakdown of Commercial Breaks: 1.1.26 – 2.2.26

Commercial breaks are down by six incidents (46%) so far this year, decreasing from 13 incidents during the first month of 2025 to seven in 2026. There are no defined patterns of commercial break activity anywhere in the city at the present time.







# LARCENY

*No Patterns*

- Preliminary stats indicate that overall larceny through February 2<sup>nd</sup> of 2026 registered at 158 incidents, 29% below the same time in 2025. The total of 158 larcenies reported in 2026 is also 14% below the 5-year average of 183 incidents.
- The larceny from motor vehicle total through February 2<sup>nd</sup>, 2026, is 28 incidents, 100% above the same time frame in 2025. This is also 4% (one incident) above the five-year average of 27 incidents.
- Through February 2<sup>nd</sup>, 2026, there were two larcenies from the person reported in Cambridge, down 71% (five incidents) when compared to 2025. The two neighborhoods that recorded incidents were East Cambridge and Cambridgeport.
- There were 11 larcenies from buildings reported in the first month of 2026. This total is four incidents (27%) below the same time in 2025 and seven incidents (39%) less than the five-year average. Despite the overall decrease, we are monitoring a recent rise in thefts from lockers at health clubs in the Central & Porter Sq areas.
- Larcenies from residences are up 17 incidents (81%) in 2026 when compared with 2025. Package thefts make up the majority of this crime type and have registered even higher than average since 2020 due to the increased volume of deliveries that began during the pandemic. Package thefts have accounted for 31 (or 82%) of the 38 larcenies from residences so far this year.
- There have been seven larcenies of bicycles reported so far in 2026. This total is 16 incidents (70%) below the 2025 total in January and 13 incidents (65%) below the five-year average of 20. The top neighborhoods for bike thefts so far in 2026 are North Cambridge and mid-Cambridge with two each.

## Percent Change

Last 4 Weeks

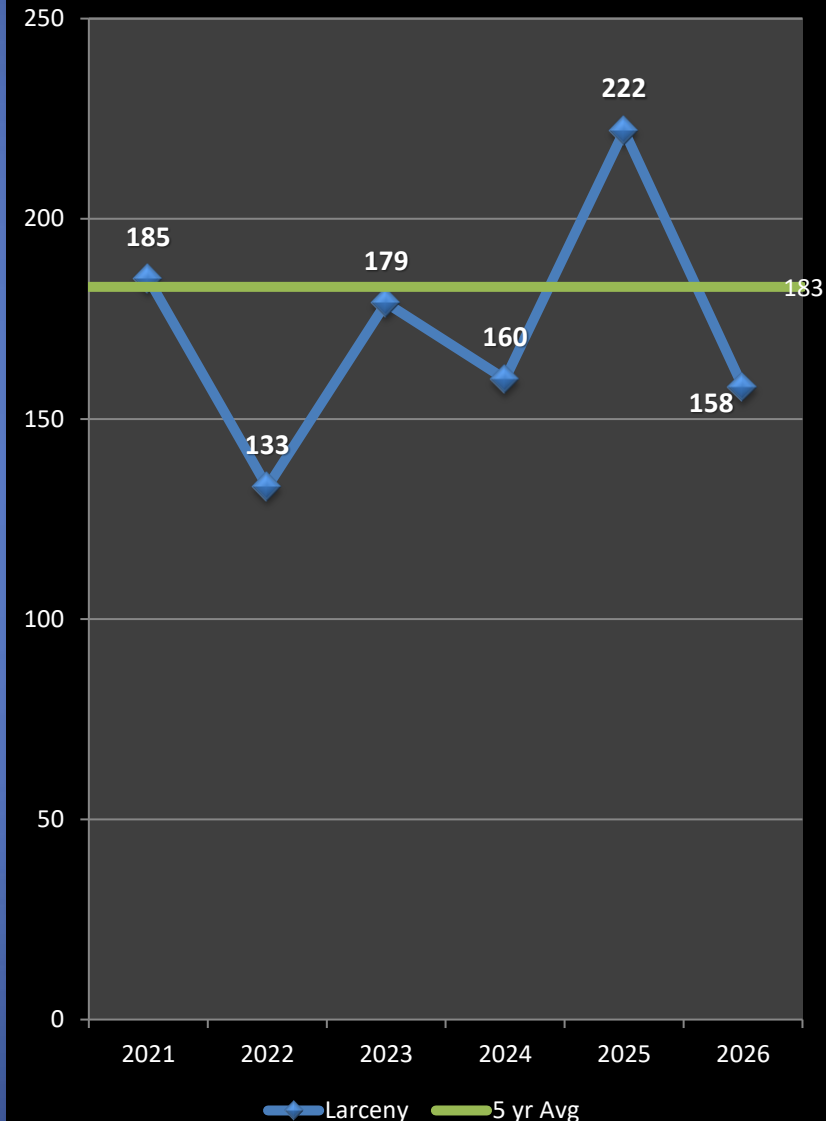
**-15%**

Previous Year

**-29%**

5-Year Average

**-14%**





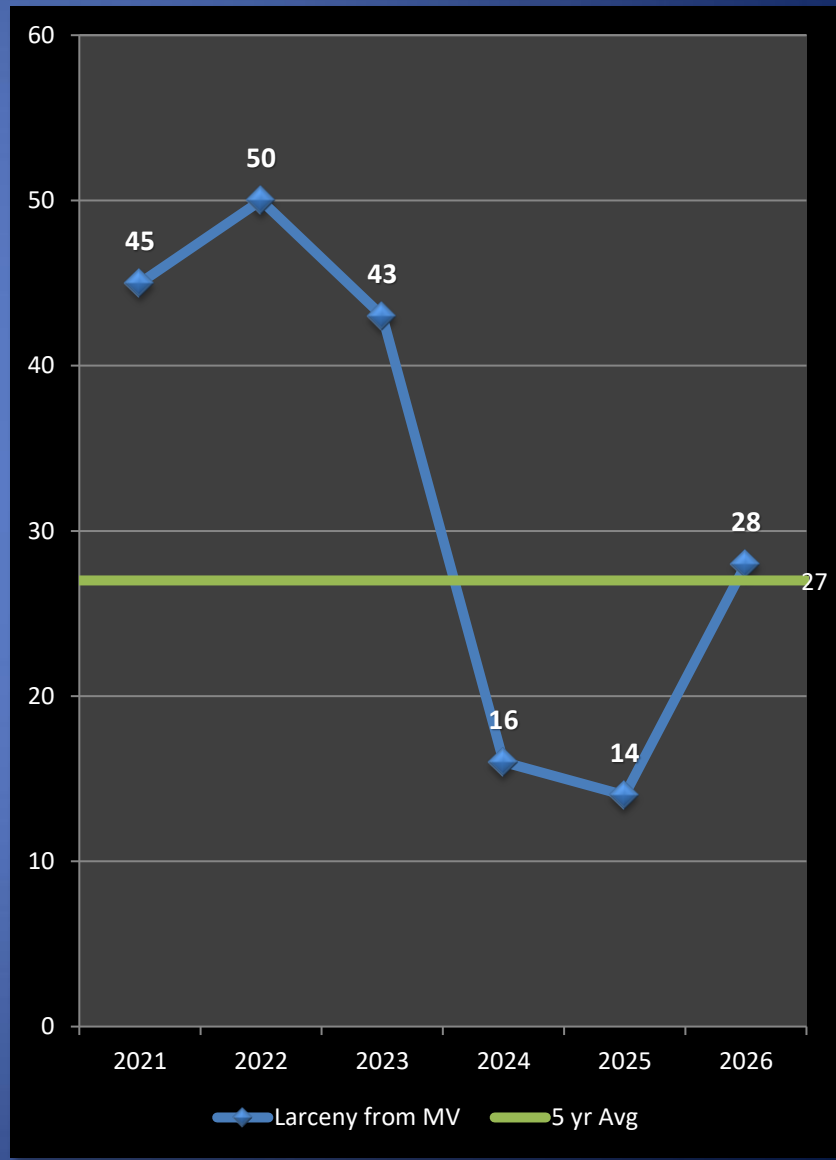
# LARCENY From MV

No Patterns

- The larceny from motor vehicle total through February 2<sup>nd</sup>, 2026, is 28 incidents, which is 100% (14 incidents) above the same time period in 2025. The 28 thefts from vehicles reported so far this year also indicate an increase of one incident (4%) above the 27 car breaks forecasted for this month.
- The neighborhoods with the most larcenies from motor vehicles for the first month of 2025 were Mid-Cambridge and North Cambridge with nine incidents each.
- Comparing the last four weeks (January) to the previous four (December), there was a 16% increase in larcenies from motor vehicles, with three more incidents reported in January.
- Of the 28 incidents reported so far in 2026, 15 vehicles (54%) were entered via unknown means and 10 vehicles (36%) were entered through an unlocked door at the time of the theft.

## Percent Change

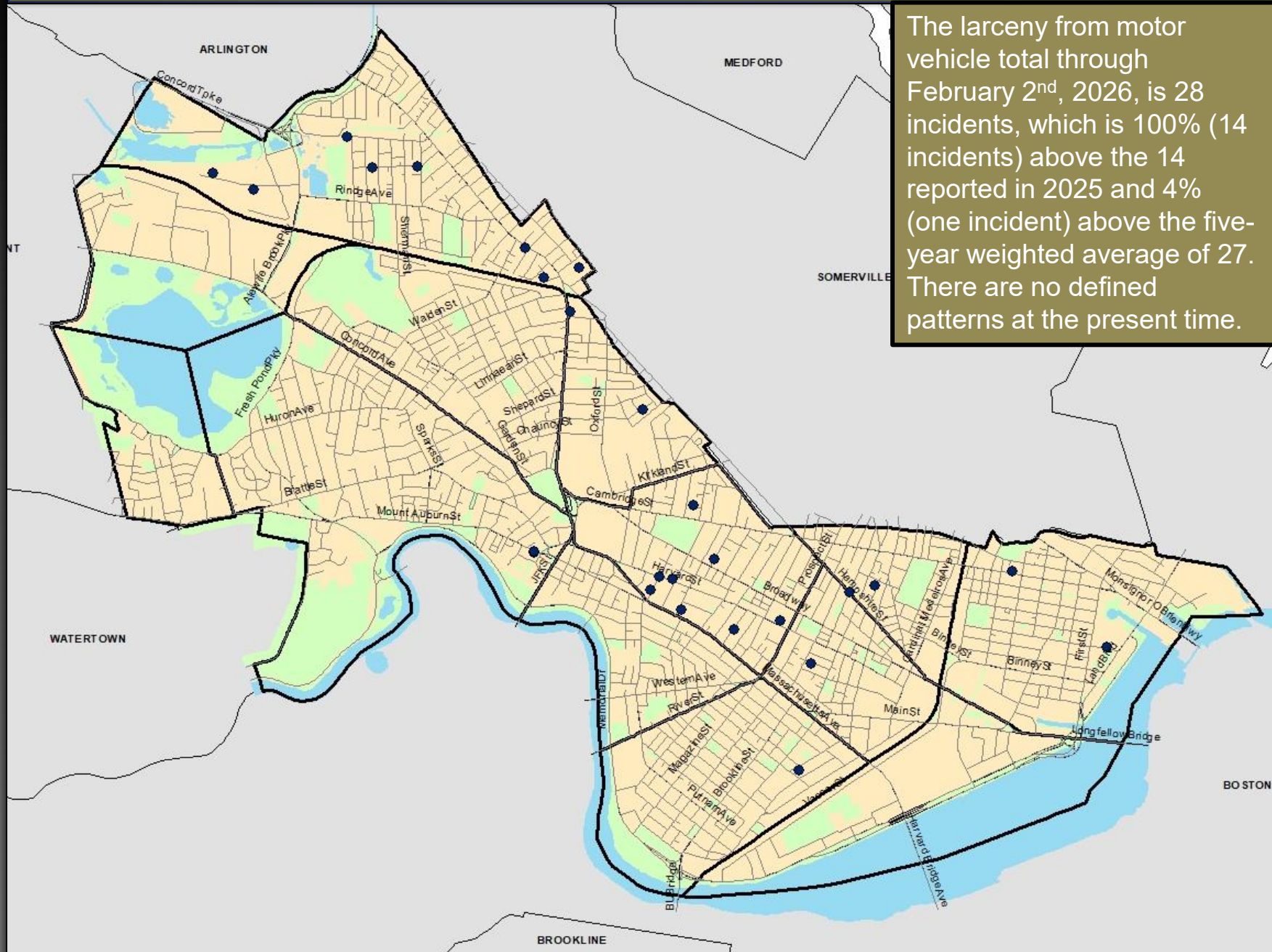
Last 4 Weeks	Previous Year	5-Year Average
+16%	+100%	+4%







# Geographic Breakdown of Larceny from Motor Vehicles: 1.1.26 – 2.2.26





# LARCENY of Bicycle

## No Patterns

- Likely due to the colder weather and snow this year, 2026 has started off with a sharp decline in bike thefts. There have been seven bicycle thefts reported citywide so far in 2026, down 70% from the 16 reported during the same time frame in 2025. Additionally, the 2026 total is registering at 65% below the five-year average of 20.
- The most recent four weeks (January 2026) saw a 62% decrease in bike thefts when compared with the previous four weeks (December 2025), with eight fewer thefts reported in January.
- Four bike thefts (or 57% of all citywide thefts year-to-date) have occurred south of Harvard Square.
- Of the seven bike thefts reported in 2026, four (57%) were reportedly locked at the time of the theft.

### Top Neighborhoods for Bike Theft Year-to-Date in 2026

Neighborhood	YTD Total	% Citywide
Mid-Cambridge	2	29%
North Cambridge	2	29%
Inman Harrington	1	14%
Riverside	1	14%
Peabody	1	14%

### Percent Change

Last 4 Weeks

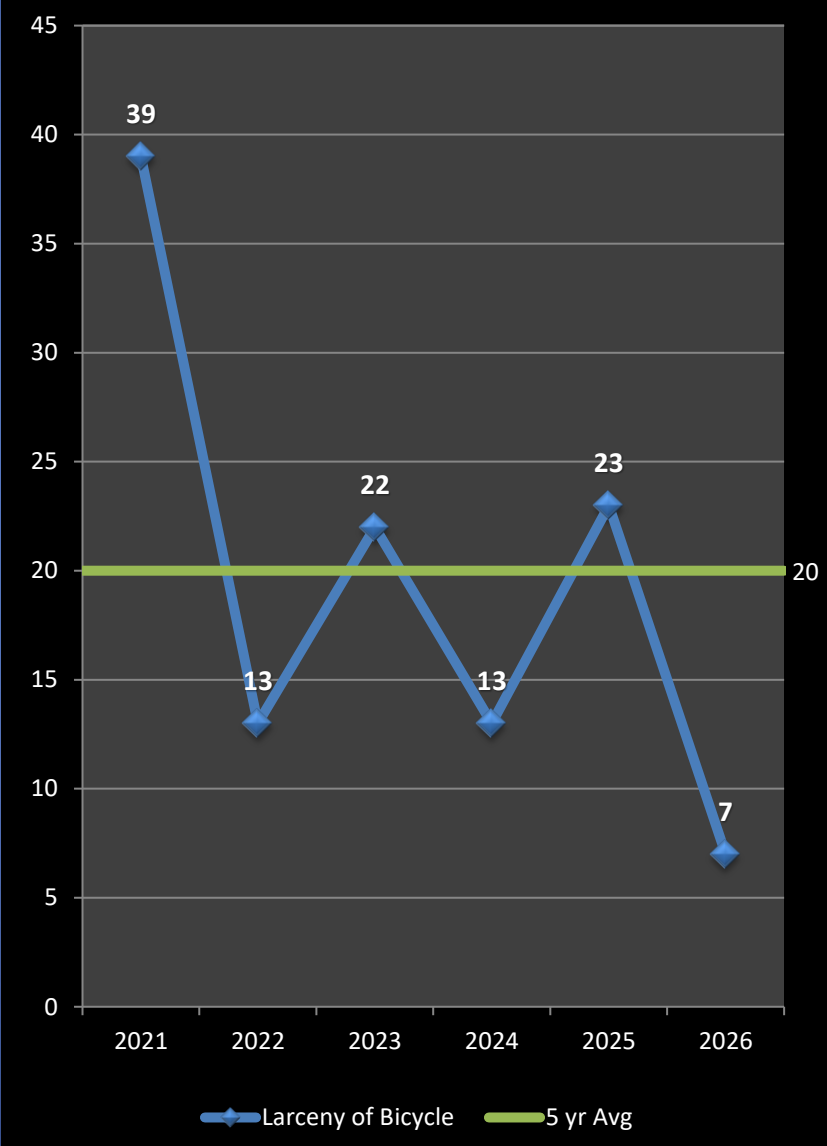
Previous Year

5-Year Average

-62%

-70%

-65%







## Geographic Breakdown of Package Thefts: 1.1.26 – 2.2.26

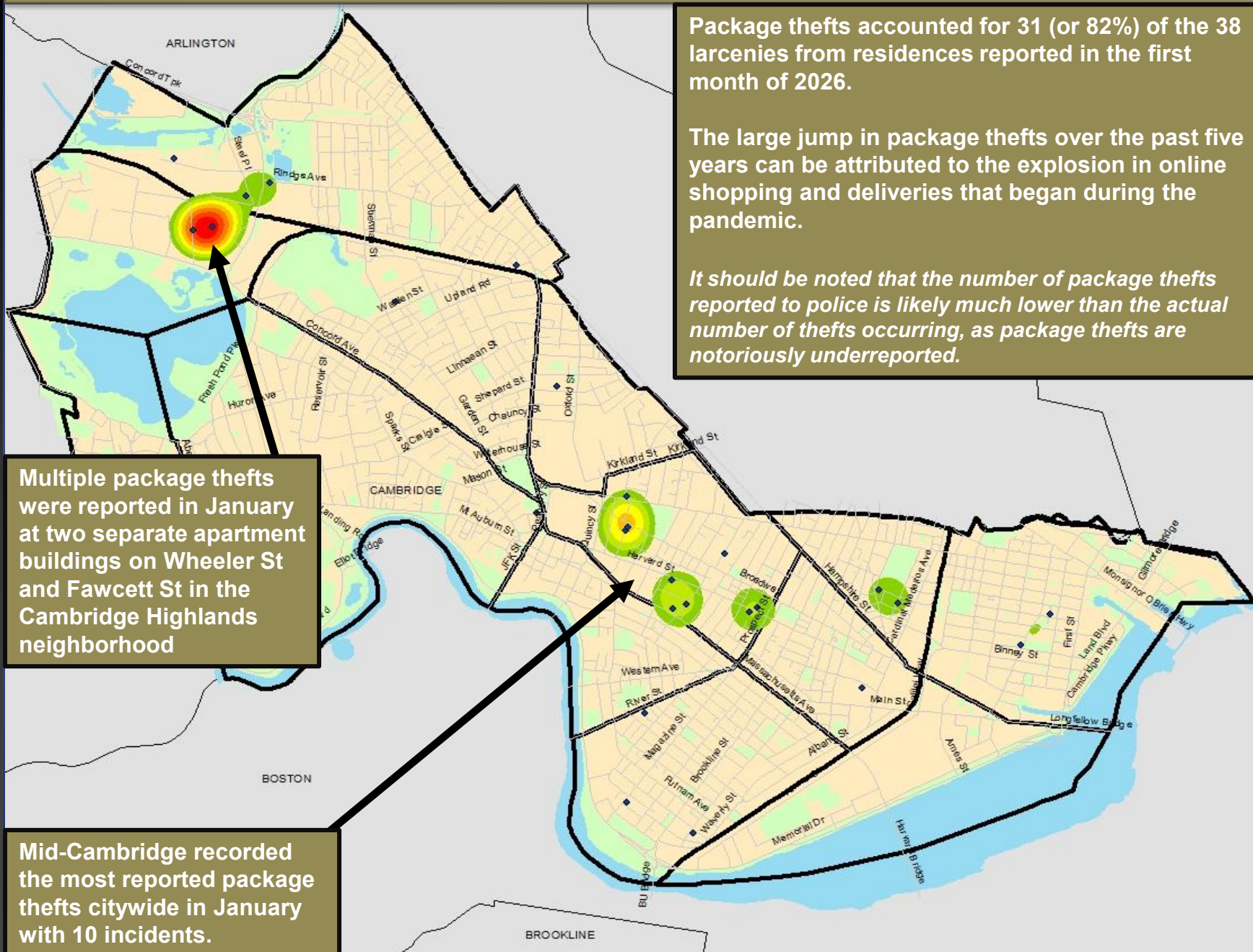
Package thefts accounted for 31 (or 82%) of the 38 larcenies from residences reported in the first month of 2026.

The large jump in package thefts over the past five years can be attributed to the explosion in online shopping and deliveries that began during the pandemic.

*It should be noted that the number of package thefts reported to police is likely much lower than the actual number of thefts occurring, as package thefts are notoriously underreported.*

Multiple package thefts were reported in January at two separate apartment buildings on Wheeler St and Fawcett St in the Cambridge Highlands neighborhood

Mid-Cambridge recorded the most reported package thefts citywide in January with 10 incidents.

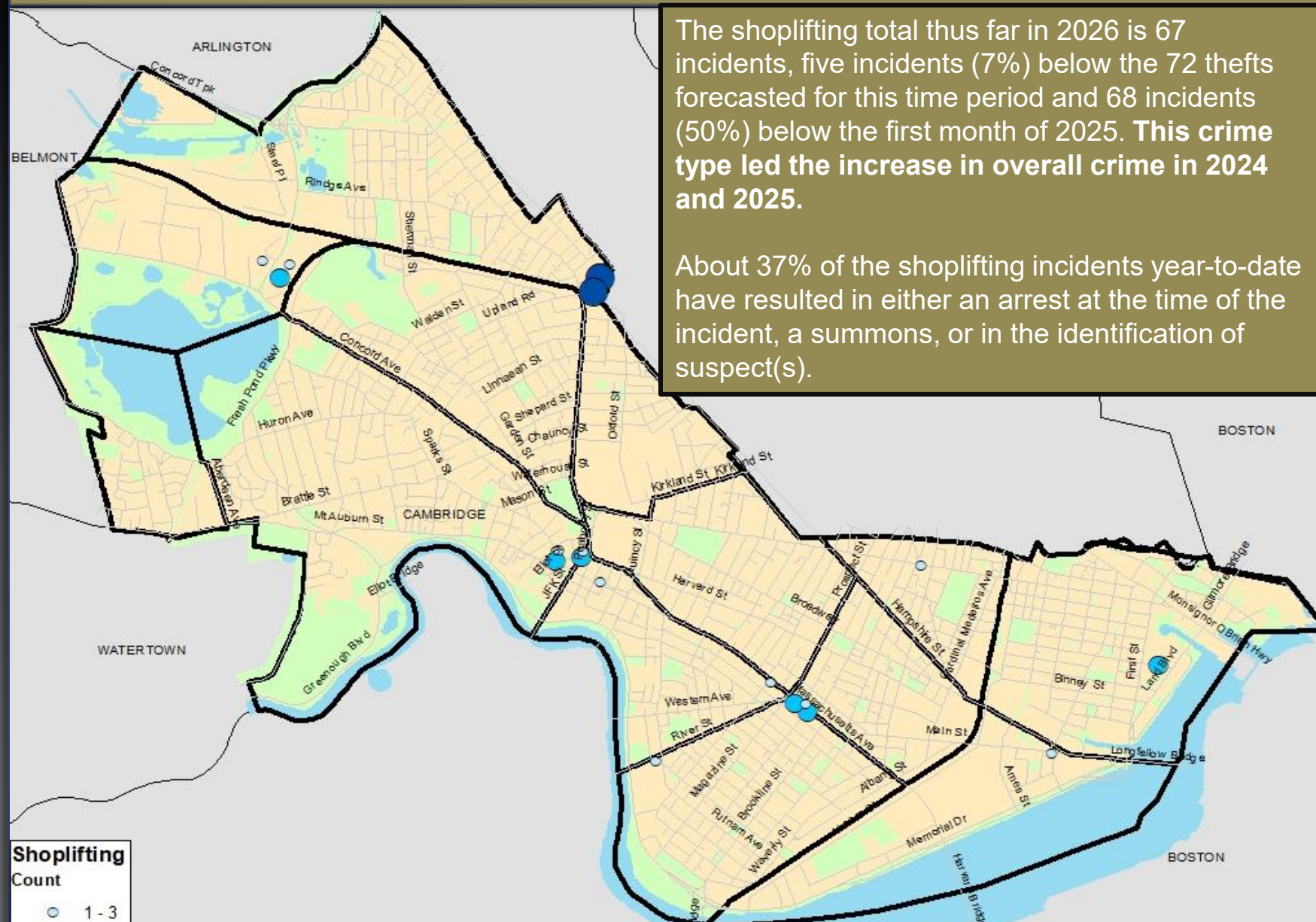




# Geographic Breakdown of Shoplifting: 1.1.26 – 2.2.26

Cambridge Police BridgeStat

January 2026



**Shoplifting Count**

- 1 - 3
- 4 - 8
- 9 - 13

The shoplifting total thus far in 2026 is 67 incidents, five incidents (7%) below the 72 thefts forecasted for this time period and 68 incidents (50%) below the first month of 2025. **This crime type led the increase in overall crime in 2024 and 2025.**

About 37% of the shoplifting incidents year-to-date have resulted in either an arrest at the time of the incident, a summons, or in the identification of suspect(s).

The CVS in Porter Square saw the most shoplifting incidents year to date with 13 thefts, followed by the Target in Porter Square with 9, and the Target in Central Square with 7 incidents.





# AUTO THEFT

*No Patterns*

- The five-year weighted average for auto thefts for the first month of the year is six, and with four reported so far in 2026, Cambridge has experienced a decrease of 33% below the expected total. Auto thefts also dropped 20% (one incident) when compared with the first month of 2026.
- The neighborhood breakdown for auto theft totals in 2026 is as follows: Cambridgeport – 2; Riverside and Baldwin – 1 each.
- Two of the four auto thefts reported so far this year involved a situation where the operator left the vehicle unlocked and/or running in order to deliver a package or grab food. When the victim returned, the vehicle was gone.
- Two of the four motor vehicles stolen in 2026 have been recovered to date.

## Percent Change

Last 4 Weeks

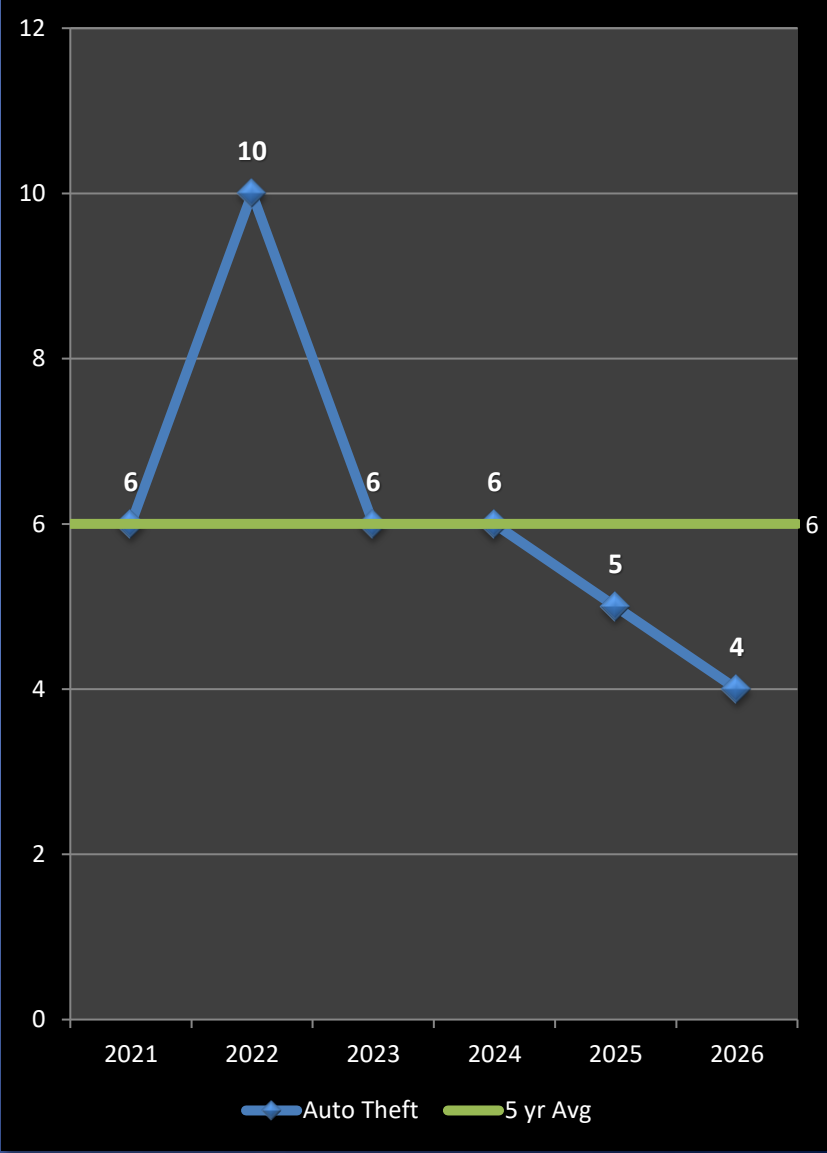
**+100%**

Previous Year

**-20%**

5-Year Average

**-33%**





# Help Prevent Crime

*And keep yourself informed!*

## To receive information from the CPD:

- Sign up with for the **Cambridge Alert Network**, to receive alerts about emerging crime patterns, neighborhood meetings, and crime prevention tips, by visiting [www.CambridgeMa.gov/AlertNetwork](http://www.CambridgeMa.gov/AlertNetwork).
- “Like” the Cambridge Police Department on Facebook at [www.facebook.com/CambridgePolice](http://www.facebook.com/CambridgePolice)
- Follow [@CambridgePolice](https://twitter.com/CambridgePolice) on Twitter.
- Visit our website at [www.CambridgePolice.org](http://www.CambridgePolice.org) for valuable information and reports including the Daily Log and BridgeStat, which is published on the first Friday of every month.
- Download our “MyPD” smartphone app at [www.CambridgePolice.org/MyPD](http://www.CambridgePolice.org/MyPD).

## To Share Information with the CPD:

- Call our Non-Emergency Telephone Number at **617-349-3300**.
  - Every call for service generates a police response, so help drive our resources by reporting things that seem suspicious or out of the ordinary.
- Send an Anonymous TEXT-A-TIP:
  - Send an ANONYMOUS text message to **Tip411 (847411)**. Begin your message with Tip650 and then type your message. You will receive a response from the Cambridge Police with the option to continue communicating. Please remember that this is not a replacement for 9-1-1. **If you witness an emergency situation, please call 9-1-1 immediately.**
- Send an Anonymous Crime Tip E-Mail at [www.CambridgePolice.org/Tips](http://www.CambridgePolice.org/Tips)