



Cambridge Police Department BridgeStat

July 21st, 2010



Introduction

The Cambridge Police Department is proud to announce the first release from its new BridgeStat program designed to share information with the public and combat crime in the city.

BridgeStat, similar to the CitiStat program used in New York City, is a multilayered dynamic approach to crime reduction, quality of life improvement, and personnel and resource management. Police personnel meet to devise strategies and tactics to solve problems, reduce crime, and ultimately improve quality of life in their community. Similar systems are in use in other major cities including Washington, DC, Los Angeles, Philadelphia, Austin, San Francisco, and Baltimore.

Through the new BridgeStat program, the Cambridge Police Department will produce a monthly public report to the community on current police priorities in terms of crime, traffic, and disorder issues in the city.

The first iteration of BridgeStat includes information relating to historical trends, a breakdown of crimes by type, strategies the Cambridge Police are deploying to deal with crime patterns that have been identified, and tips for how citizens can protect themselves and help reduce crime in Cambridge. Future versions will contain more comprehensive information broken down by neighborhood and business district, as well as detailed maps showing areas that are most susceptible to certain types of crime.



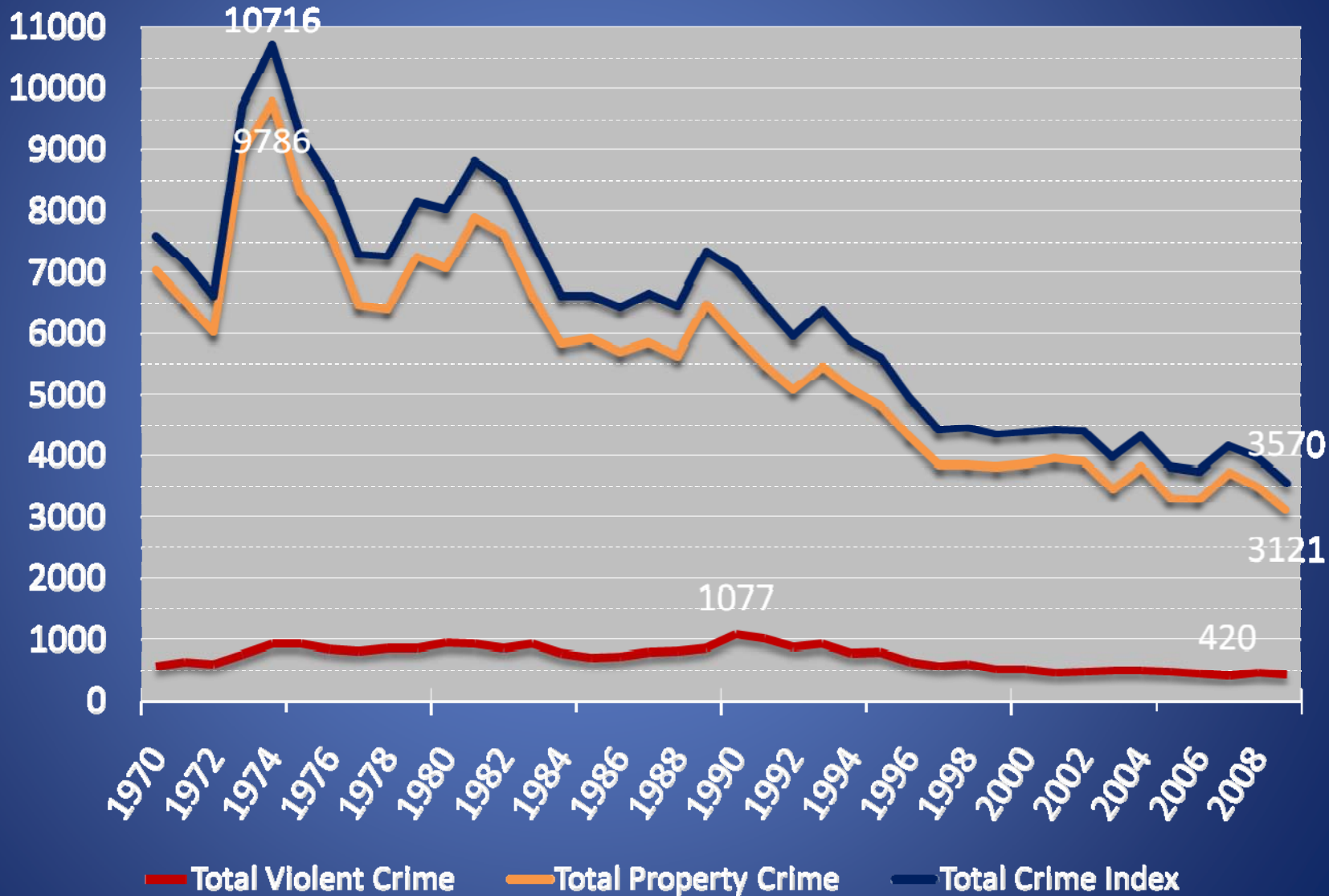
A Review of Part I Index Crimes from 1970 - 2009

40 YEARS OF CRIME IN CAMBRIDGE



Part I Crime Index 1970 - 2009

Cambridge Police BridgeStat





Part I Crime Index: 2009

Violent Crime:

- 449 Incidents
- **2nd lowest** number in 40 years
- **58% drop** from the peak in 1990 when 1,077 incidents were reported

Property Crime:

- 3,121 Incidents
- The **lowest** reported number in 40 years
- **68% drop** from the peak in 1974 when 9,786 incidents were reported



40 Year Crime Index

Where are we today?

January – June 2010

(year over year change)

Total Crime: **-7%**

Violent Crime: **-17%**

Property Crime: **-6%**

- The total crime index dropped 10% in 2009 and is at its lowest level in over 40 years with 3,566 crimes. **Index continues to decline and is down 7% over the first six months of 2010.**
- The violent crime index (murders, rapes, robberies, & aggravated assaults) decreased by 4% last year to 448 which is the 2nd lowest violent crime total reported in Cambridge in over 40 years. **Violent crime continues to decline with a 17% decrease over the first six months of 2010.**
- The property crime total (burglaries, larcenies, & auto thefts) decreased by 11% in 2009 and has **registered a 6% drop over the first six months of 2010.**



A Review of Current Crime Index & Target Crimes

CURRENT CRIME REVIEW



Part I Stats: Violent Crime

January 1st – July 12th

Crime	2009	Avg	YTD	Change
Murder	2	1	0	-100%
Rape	14	14	16	+12%
Robbery	91	91	57	-38%
-Commercial Robbery	14	19	10	-48%
-Street Robbery	77	72	47	-35%
Aggravated Assault	125	127	119	-6%

The crime index is comprised of selected offenses used to gauge fluctuations in the overall volume and rate of crime reported to the police. Murder, rape, robbery and aggravated assault are the designated offenses that make up the violent crime index.

NOTE: Unless otherwise indicated, all percent changes are based on the Year To Date as compared to a 5 year weighted average.

- Violent crime continues to decline in Cambridge with a **17% decrease** registered for the first six months of 2010.
- There have been **0** murders committed in Cambridge over the last thirteen months.
- The numbers for rape are preliminary in nature. There have been **0** stranger to stranger rapes recorded in Cambridge during the first six months of 2010.
- There has been a significant reduction in street robberies – **35%**. The last street robbery pattern identified in Cambridge was in September of 2009.
- **27%** of the aggravated assaults over the first six months of 2010 were classified as domestic.



Rape

No Pattern

+12%

Cambridge Police BridgeStat

- The numbers for rape are preliminary in nature and represent the number of reports filed where rape has been alleged.
- Every reported rape receives extensive follow-up investigation by specially trained detectives from the Cambridge Police Sexual Assault Unit – often in conjunction with the Middlesex County District Attorney’s Office.
- There have been **NO** stranger to stranger rapes recorded in Cambridge during the first six months of 2010. In most cases the victim had a prior acquaintance with the perpetrator or the incident was classified as domestic in nature.
 - Charges have been filed or arrests made in 3 of the cases reported in 2010.
 - One report was for a crime that occurred 28 years ago.
 - Many of the cases remain under active investigation; several have been determined to be unfounded.
- Since 1980, there has only been one stranger-to-stranger “street” rape pattern in Cambridge: the “Rainy Day Rapist” who preyed on victims in the Fresh Pond area on rainy days in 1981.



Rape

What can we do?

Police Response Strategy:

- When stranger to stranger rapes occur, CPD will send out alerts to affected neighborhoods via our Citizen Observer Service.
 - People can sign up to receive alerts via email and/or text message
- **The Boston Area Rape Crisis Center is available at (617) 492-8306.**
 - The Rape Crisis Center supports a 24-hour hotline, support groups, one-on-one counseling, and community education programs. All its services are free.
- **The Cambridge Police Department offers a *Rape Aggression Defense (R.A.D.) course* for women seeking to learn how to physically protect themselves against rape and other forms of violence.**
 - The course is free and is taught by a certified R.A.D. instructor. For more information, call the Cambridge Police Department's Community Relations Department at (617) 349-6009.

Citizen Response Strategy:

- **Be aware of your surroundings when walking down the street. Walk briskly and confidently.**
- **At night, try to avoid walking alone, particularly after 9:00 p.m. Stick to main streets with as much car and foot traffic as possible.**
 - Avoid public parks, areas with excessive trees and bushes, dark streets and alleys, and other "shortcuts."
- **Keep an arm's length away from strangers.**
 - If you think someone suspicious is approaching you or following you, cross to the other side of the street and head for the nearest public place.
- **Know which stores and other public places are open along your route and try to vary your route frequently.**
- **Know the full name of each person you date, his/her occupation, and where he/she lives.**
- **Never invite a person whom you have met on the street, in a bar, or in another public place to be alone with you.**
- **If you are a victim of rape, report the crime.**
 - Counseling, shelters, and other services are available for you, and you may prevent another person from being victimized.



Part I Stats: Property Crime

January 1st – July 12th

Crime	2009	Avg	YTD	Change
Burglary	213	269	197	-27%
-Housebreaks	176	211	150	-29%
-Commercial Breaks	37	58	47	-19%
Larceny	1225	1233	1202	-3%
-Larceny from Building	166	209	182	-13%
-Larceny from MV	496	479	394	-18%
-Larceny from Person	165	161	189	+17%
-Larceny from Residence	77	90	93	+3%
-Larceny of Bicycle	115	96	148	+54%
-Shoplifting	206	198	196	-1%
Auto Theft	105	125	81	-35%

The crime index is composed of selected offenses used to gauge fluctuations in the overall volume and rate of crime reported to the police. Burglary, larceny and auto theft are the designated offenses that make up the property crime index.

- Property crime continues to decline in Cambridge with a **6% decrease** registered for the first six months of 2010.
- Burglary has seen a decrease in both housebreaks and commercial breaks, contributing to the overall category registering a **27% decrease**. In 2009, Cambridge recorded its lowest burglary rate in **40 years** and it continues to decline.
- Despite increases in larceny from persons and bicycles, the overall category of larceny has **decreased by 3%**.
- Auto theft has seen a significant decrease in recent years and is currently at its lowest numbers in **50 years**.

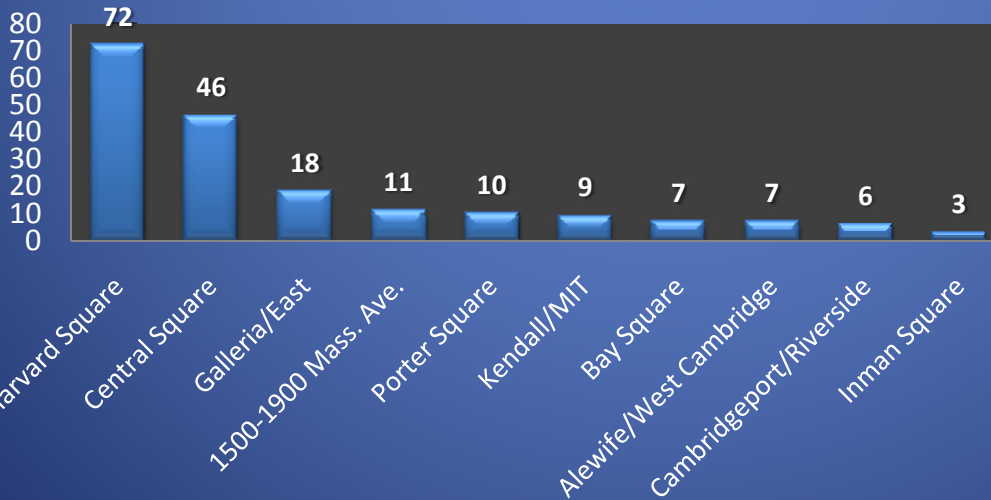
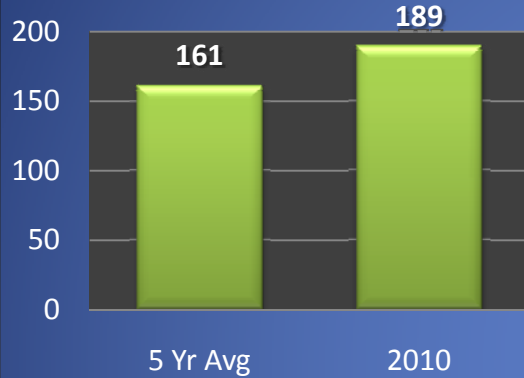


Larceny from Person

Pattern

+17%

January 1st – July 12th



- The crime of Larceny from the Person most commonly occurs when a person is the victim of a “pick-pocket” and is a crime of opportunity that can be largely prevented.
- This crime has seen an increase most notably in restaurants and cafes in **Harvard Square** despite numerous arrests.
- Offenders are likely professionals.



Larceny from Person

What can we do?

Cambridge Police BridgeStat

Police Response Strategy:

- Increase police presence at high crime times (afternoons, particularly on Saturdays) & locations to help deter offenders.
- Meet with Harvard Square Business Association to discuss prevention strategy.
- Create prevention brochure and disseminate to local businesses.
- Coordinate with area police departments to identify known offenders.
- Provide local businesses with photographs of known repeat offenders.

Community Response Strategy:

Local Business Response:

- Restaurant & café employees should alert potential victims who carelessly leave jackets, purses, & other personal property vulnerable.

Citizen Response Strategy:

- Do not leave personal property such as purses, bags, jackets, etc. unattended or placed on the back of a chair while you dine.
- Visit our website for more safety tips: www.CambridgePolice.org



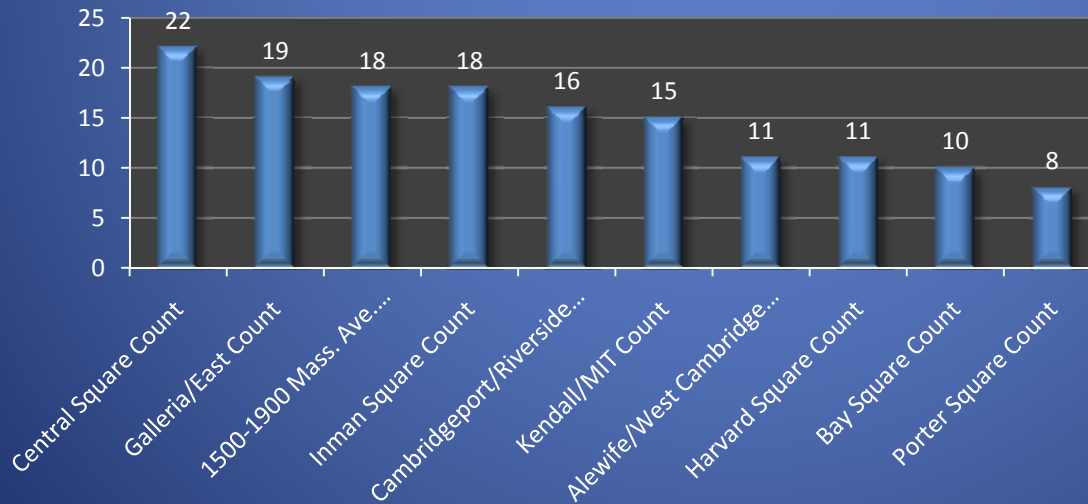
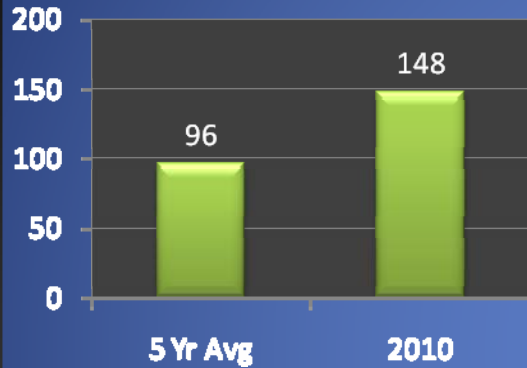
Larceny of Bicycles

No Pattern

+54%

Cambridge Police BridgeStat

January 1st – July 12th



- Locks present little difficulty to bicycle thieves. Nearly half of the reported thefts in this time period involved locked and unattended bikes on sidewalks, racks or on the street. Another 17% involved the thefts of bikes left unlocked and unprotected, often in yards or on porches.
- Multiple arrests for bicycle larcenies have been made in Cambridge and surrounding jurisdictions over the past month.



Larceny of Bicycles

What can we do?

Police Response Strategy:

- Increased police presence at high crime locations, such as in the Squares and around MBTA stations where bicycles are often left unattended, to help deter offenders.
- Organized a task force with MBTA, Belmont, and Arlington Police departments to combat problem and share information on known offenders.
- Improve public awareness:
 - Leaflet area of high crime location at Alewife MBTA station
 - Worked with press to publish several recent articles on local news websites.

Citizen Response Strategy:

- Record the serial number on your bicycle and keep it in a wallet.
- Go to www.NationalBikeRegistry.com and register your bike.
- No lock will stop a determined bicycle thief, but using a lock is better than not using one.
 - Maximize protection by using a steel “U” lock instead of a cable lock, and lock the frame of the bike rather than a tire.
- Remove an essential part of the bicycle, such as the seat or a wheel, and take it with you.
- Do not assume that a bicycle is safe in a yard, on a porch, or in an apartment hallway.
 - Lock all bicycles in a secure area when possible.
- Register your bicycle with the Cambridge Police Department.
 - If a bicycle is stolen and recovered, it will be easier to find the owner and return the bicycle.
- Visit our website for more safety tips:
www.CambridgePolice.org



Questions?

- BridgeStat is a work in progress and will evolve over time to include more detailed information.
- We welcome all questions, comments, and suggestions.
- Please direct your feedback to:
BridgeStat@CambridgePolice.org
- For more detailed analytical reports please refer to the Publications page on our website:
http://www.cambridgema.gov/CPD/publications/crime_2010.cfm