



Cambridge Police Department BridgeStat

July 2025

Produced by the Crime Analysis Unit



Part I Total Crime

An analysis of the serious crime statistics for the first seven months of 2025 points to a moderate increase of 9% in the Part One index total for Cambridge when compared with 2024. During the first seven months of the year, there were 1,984 serious crimes reported in the City. For the same time period in 2024, the combined total for Murder, Rape, Robbery, Aggravated Assault, Burglary, Larceny & Auto theft was 1,819 incidents. When measured against the five-year average, a 20% rise in the crime index has been registered.

Further analysis of the crime totals through July 28th of 2025 indicates that violent crimes recorded a 15% increase when compared with last year. There was one homicide, 24 rapes, 46 robberies, and 198 aggravated assaults recorded from the beginning of the year through July 28, 2025.

The numbers indicate that property crimes rose 8% during the first seven months of 2025 with an additional 129 crimes reported over the 2024 total. The 41% increase in shoplifting is the key trend indicator that has driven the upward curve in the property crime index.

When analyzing the serious crime totals of July 2025 versus the previous month of June 2025, there was an increase of 0% in the number of index incidents, with just one more crime reported in July.

	4 Week Snapshot			Year to Date			Five Year	
	6/3/25 - 6/30/25	7/1/25 - 7/28/25	Change	2024	2025	Change	Avg	Change
Total Violent Crime	39	50	28%	233	269	15%	231	16%
Total Property Crime	252	242	-4%	1586	1715	8%	1423	21%
Total Part I Crime	291	292	0%	1819	1984	9%	1654	20%



Part I Property Crime

Analysis of property crime totals for the first seven months of 2025 reveals an 8% increase when measured against the 2024 total for the same time frame and a 21% rise above the five-year average of 1,423.

A few of the property crime categories recorded decreases when measured against the first seven months of 2024, including a 36% decrease in housebreaks and a 14% drop in bicycle thefts. However, those that saw increases were key to the 8% rise in the property crime total thus far into 2025. Most notably, a 41% jump in shopliftings (up 202 incidents), a 17% increase in larcenies from residences (up 39 incidents), and a 33% rise in commercial breaks (up 13 incidents) are driving the overall upswing.

	4 Week Snapshot				Year to Date			Five Year	
	6/3/25 - 6/30/25	7/1/25 - 7/28/25	Change		2024	2025	Change	Avg	Change
Burglary	15	14	-7%		150	123	-18%	138	-11%
Commercial Break	10	5	-50%		40	53	33%	40	33%
Housebreak	5	9	80%		110	70	-36%	98	-29%
Larceny	227	219	-4%		1370	1542	13%	1213	27%
Larceny (Misc)	4	11	175%		62	40	-35%	45	-11%
Larceny from Building	13	15	15%		119	100	-16%	114	-12%
Larceny from MV	31	26	-16%		156	172	10%	199	-14%
Larceny from Person	5	11	120%		46	48	4%	54	-11%
Larceny from Residence	48	43	-10%		225	264	17%	210	26%
Larceny of Bicycle	42	34	-19%		244	210	-14%	267	-21%
Larceny of Plate	1	0	-100%		14	10	-29%	17	-41%
Larceny of Services	0	0	IN-CALC		12	4	-67%	10	-60%
Shoplifting	83	79	-5%		492	694	41%	297	134%
Auto Theft	10	9	-10%		66	50	-24%	72	-31%
Total Property Crime	252	242	-4%		1586	1715	8%	1423	21%



Part I Violent Crime

From January 1st to July 28th of 2025, there were 269 violent crimes recorded in Cambridge, 36 incidents (+15%) above last year's total of 233 incidents and 38 incidents (+16%) above the 231 crimes forecasted for the first seven months of the year.

There were 24 rapes reported in Cambridge in the first seven months of 2025, which is 9% or two incidents above 2024.

The trend observed during the past few years of a high percentage of aggravated assaults and street robberies occurring in Central Square has continued into 2025. Eighty-one of the 198 aggravated assaults year-to-date (or 41%) have been reported in Central Square, as well as 25 of the 34 street robberies (or 74%).

On January 13, 2025, shortly before 11:30pm, the first homicide in the City in over a year was reported in North Cambridge. One victim, 21-year-old Angel Nieves of Springfield and formerly of Cambridge, was located with multiple gunshot wounds outside of a residence on Clifton Street. He was transported to a local hospital where he was later pronounced deceased. This incident remains under active investigation.

	4 Week Snapshot			Year to Date			Five Year	
	6/3/25 - 6/30/25	7/1/25 - 7/28/25	Change	2024	2025	Change	Avg	Change
Homicide	0	0	IN-CALC	0	1	IN-CALC	0	IN-CALC
Rape	9	1	-89%	22	24	9%	22	9%
Robbery	6	10	67%	56	46	-18%	60	-23%
Commercial Robbery	1	2	100%	10	12	20%	14	-14%
Street Robbery	5	8	60%	46	34	-26%	47	-28%
Aggravated Assault	24	39	63%	155	198	28%	149	33%
Total Violent Crime	39	50	28%	233	269	15%	231	16%



MURDER

No Patterns

- On January 13, 2025, shortly before 11:30pm, the first homicide in the City in over a year was reported in North Cambridge. One victim, 21-year-old Angel Nieves of Springfield and formerly of Cambridge, was located with multiple gunshot wounds outside of a residence on Clifton Street. He was transported to a local hospital where he was later pronounced deceased. This incident remains under active investigation.
- There were no murders recorded in Cambridge in 2024. This has happened only four other times in the past 20 years—in 2004, 2007, 2010, and 2022.
- In the last reported homicide in Cambridge prior to the January 2025 incident, officers responded to the area of 10 Magazine Street in Central Square shortly after midnight on November 23, 2023. Two individuals with gunshot wounds were located and transported to a Boston hospital. One victim, 27-year-old Danasia Greene of Cambridge, was pronounced deceased at the hospital. The second victim, a 26-year-old male from Boston, was treated for non-life-threatening injuries. It remains under investigation.
- On March 27, 2021, there was a fatal shooting that occurred at approximately 12:40 a.m. on Pemberton Street. The victim was reportedly located unconscious outside his vehicle by a passerby who called 911. The victim was transported to Mount Auburn Hospital where he later died. The victim has been identified as Xavier Louis-Jacques, 19, of Cambridge. The investigation is ongoing.

Percent Change*

Last 4 Weeks

Previous Year

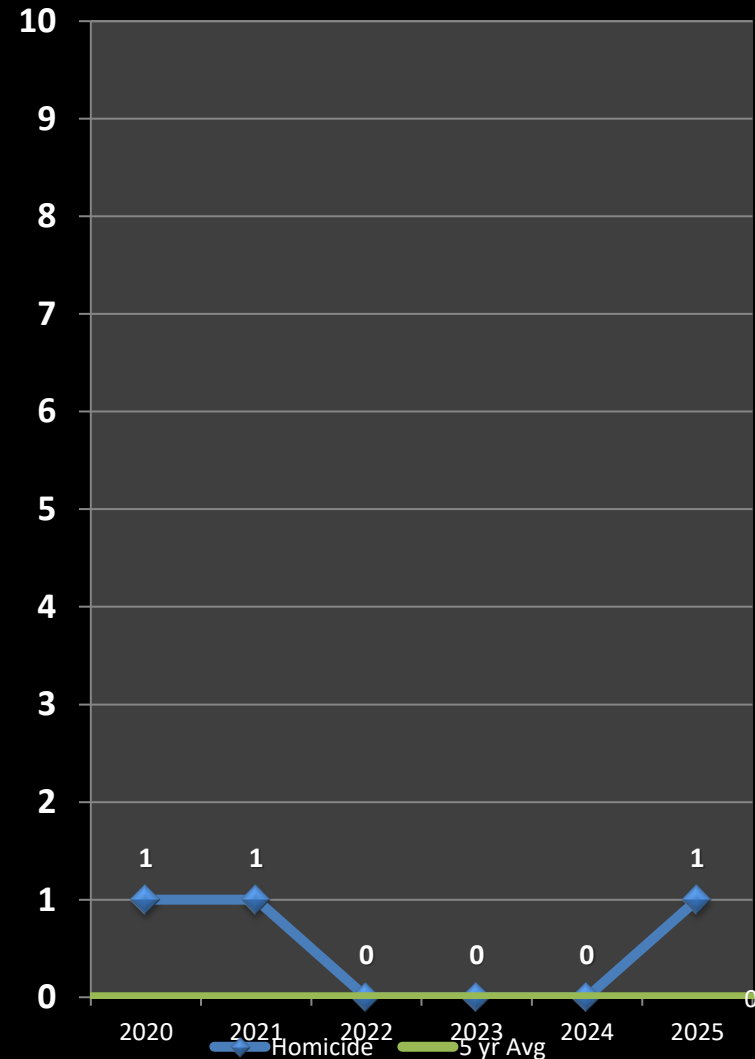
5-Year Average

In-cal

In-cal

In-cal

*IN -CALC: Percentages are not calculated for numbers so small as to present a statistically misleading percentage.





RAPE

No Patterns

- There have been 24 rapes reported in Cambridge through July 28th of 2025. This is two incidents above both the 22 rapes reported during the first seven months of 2024 and the five-year weighted average of 22.
- The rapes reported so far in 2025 have been categorized as nine acquaintance rapes, seven domestic assaults, four contact incidents, and four blitz assaults.
- The total number of reported rapes tends to fluctuate from year to year, but the number of stranger-to-stranger rapes reported each year in Cambridge—typically between one and ten—remains extremely low.

Percent Change*

Last 4 Weeks

-89%

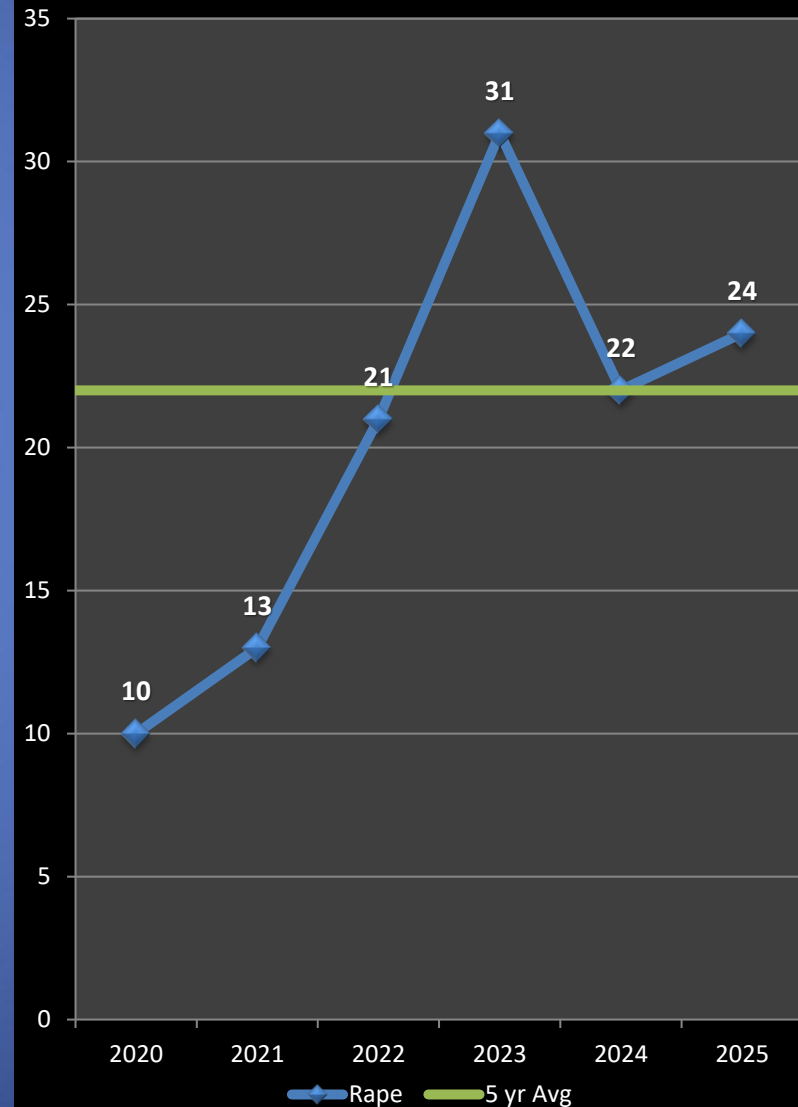
Previous Year

+9%

5-Year Average

+9%

*IN -CAL: Percentages are not calculated for numbers so small as to present a statistically misleading percentage.





AGGRAVATED ASSAULT

No Patterns

- The total of 198 aggravated assaults reported through July 28, 2025, is 43 crimes (28%) more than 2024 when compared to the same time frame. The total thus far is also 33% above the five-year average of 149.
- The 198 aggravated assaults reported thus far in 2025 have been comprised of the following classifications: 58 unprovoked scenarios; 37 domestic altercations; 21 assaults between acquaintances; 17 assaults on police officers; 12 traffic & parking assaults; 11 shop owner/patron assaults; 10 each of affrays/brawls and unhoused assaults; eight juvenile assaults; five psychotic episodes; four landlord/neighbor incidents; two each of drug deals and workplace assaults; and one bar/alcohol-related attack. The 28% increase in 2025 is due to rises in a majority of these categories when compared to the same time frame last year, particularly an increase in unprovoked assaults from 39 last year to 58 this year, assaults on police, which rose from five last year to 17 this year, and assaults between shop owners and patrons, which jumped from five last year to 11 this year.
- The trend observed during the past couple years of a high percentage of aggravated assaults occurring in Central Sq and on peripheral side streets appears to have continued into 2025. Eighty-one of the 198 aggravated assaults year-to-date (or 41%) have been reported in Central Square.
- There have been five confirmed shots fired incidents in Cambridge through July 28, 2025. Three resulted in gunshot wounds (two non-fatal and one homicide) and two resulted in no injuries. (NOTE: A shots fired incident inside the Harvard Square MBTA Station on 4/20/25 occurred on MBTA Police jurisdiction and is not counted in our shooting numbers.) Through the same time period in 2024, there were nine shots fired incidents with no injuries and two shootings resulting in non-fatal injuries to three victims.

Percent Change

Last 4 Weeks

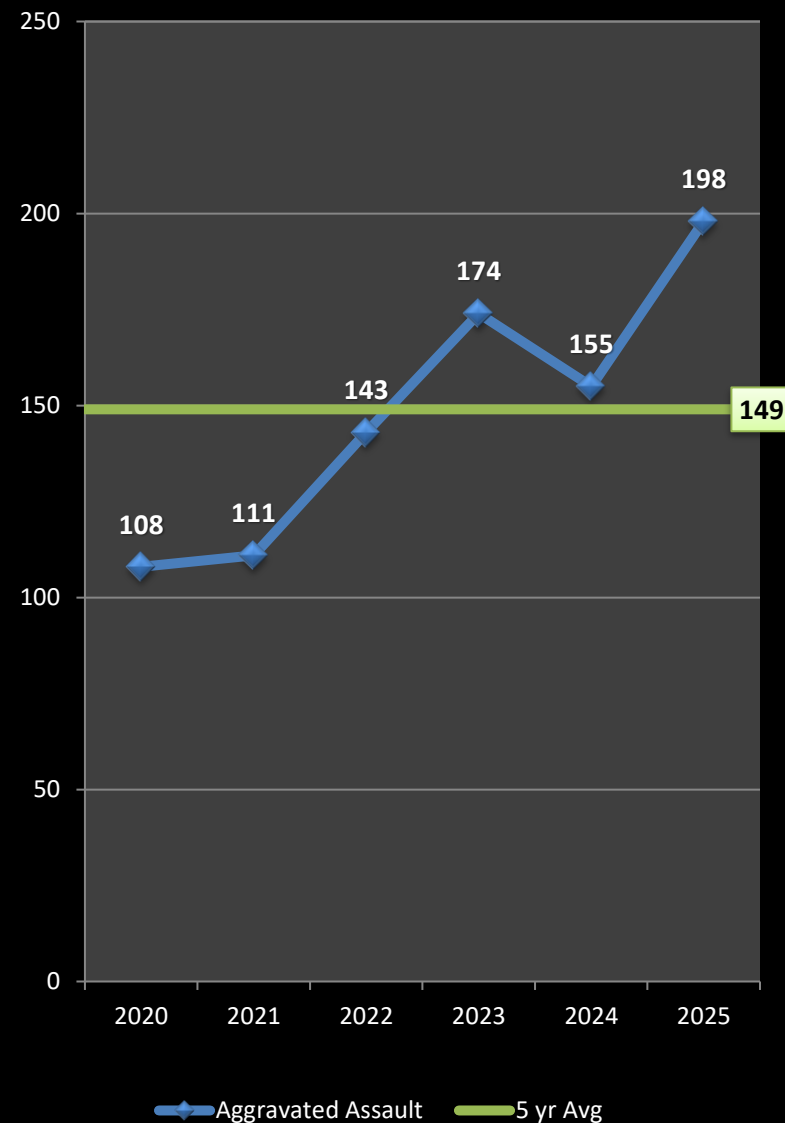
+63%

Previous Year

+28%

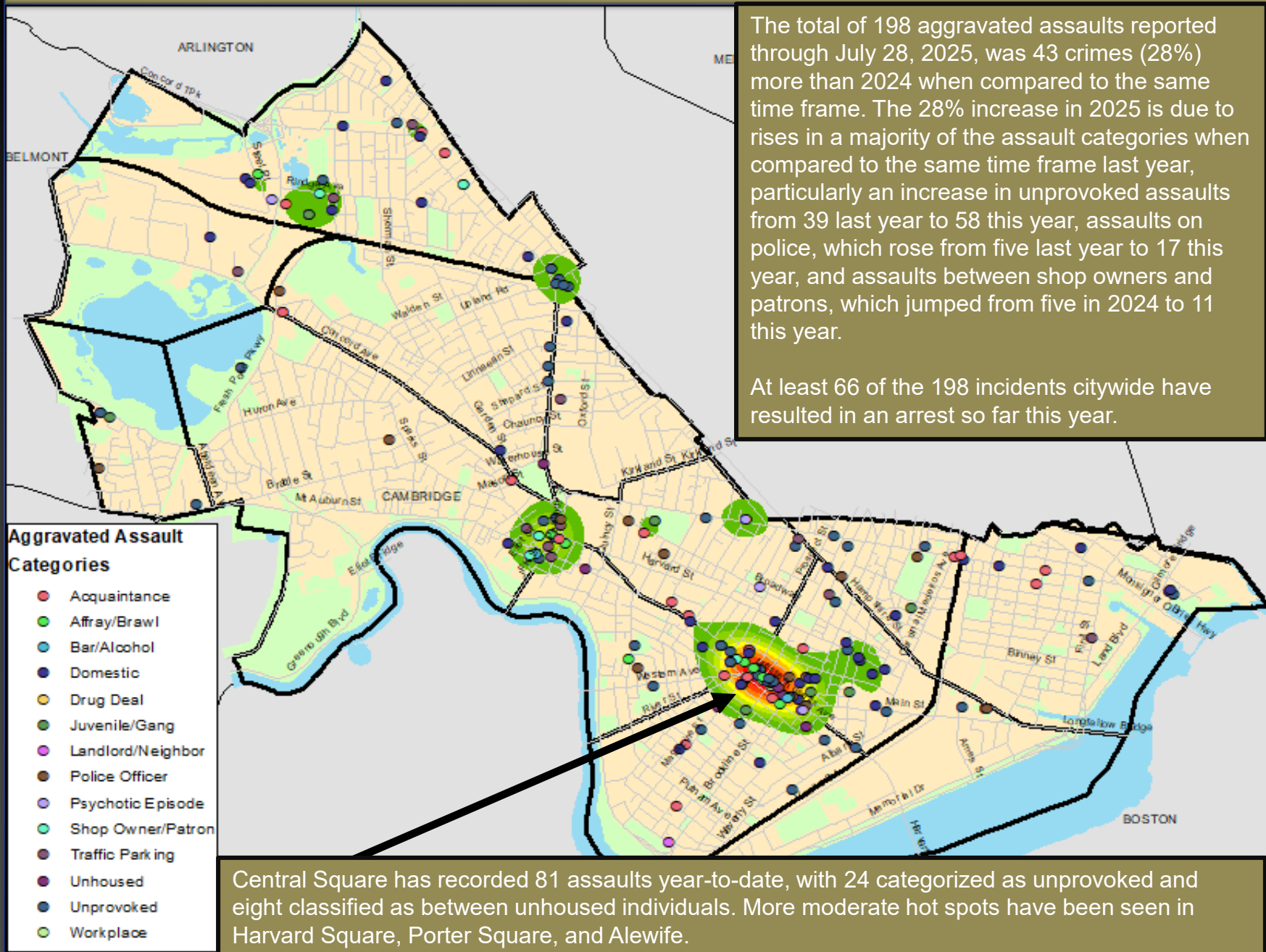
5-Year Average

+33%



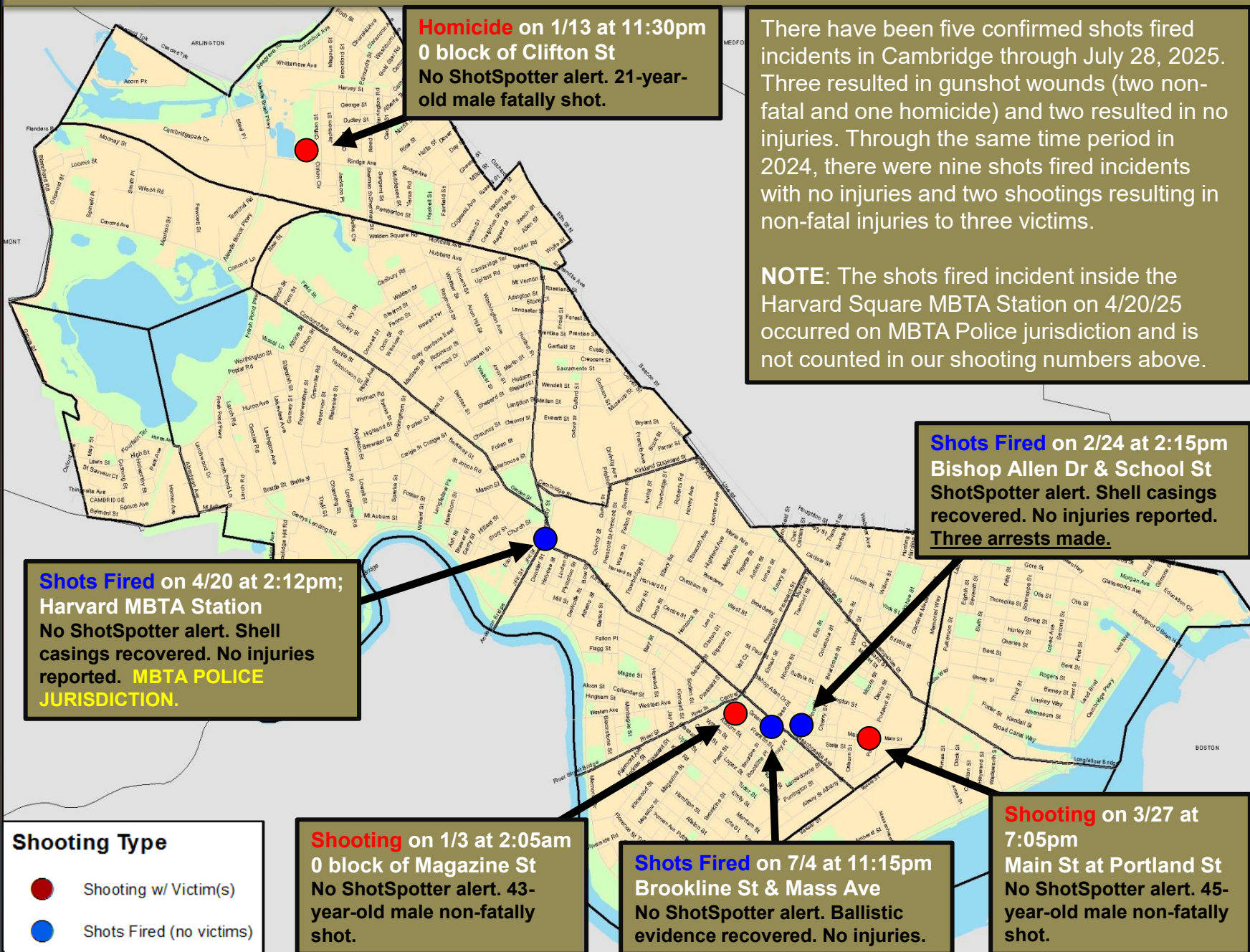


Geographic Breakdown of Aggravated Assaults: 1.1.25 – 7.28.25





Shootings & Shots Fired in Cambridge: 1.1.25 – 7.28.25





Robbery

No Patterns

- The five-year average for overall robbery in Cambridge for the first seven months of the year is 60 incidents. Through July 28 of 2025, 46 robberies were recorded, which translates to a 23% decrease below the projected total and an 18% drop below the 56 robberies counted for the same time in 2024.
- There have been 12 commercial robberies reported year-to-date in 2025. This total is up two incidents (20%) over the ten robberies reported through July 28 of 2024 and is down two (-14%) below the five-year average of 14. Nine of the 12 have involved shoplifting incidents at department stores and convenience stores across the city that escalated into robberies.
- There have been 34 street robberies reported year-to-date in 2025. This total is down 12 incidents (26%) from the 46 reported through this time in 2024 and down 13 (28%) from the five-year average of 47. There are no street robbery patterns at the present time.
- Twenty-five of the 34 street robberies reported thus far in 2025 have taken place in or around Central Square. This is similar to a trend seen in this area that began in 2021 and continued throughout all of 2022 and much of 2023 and 2024. Multiple incidents in this area have involved unhoused individuals as victims and/or suspects.

Percent Change

Last 4 Weeks

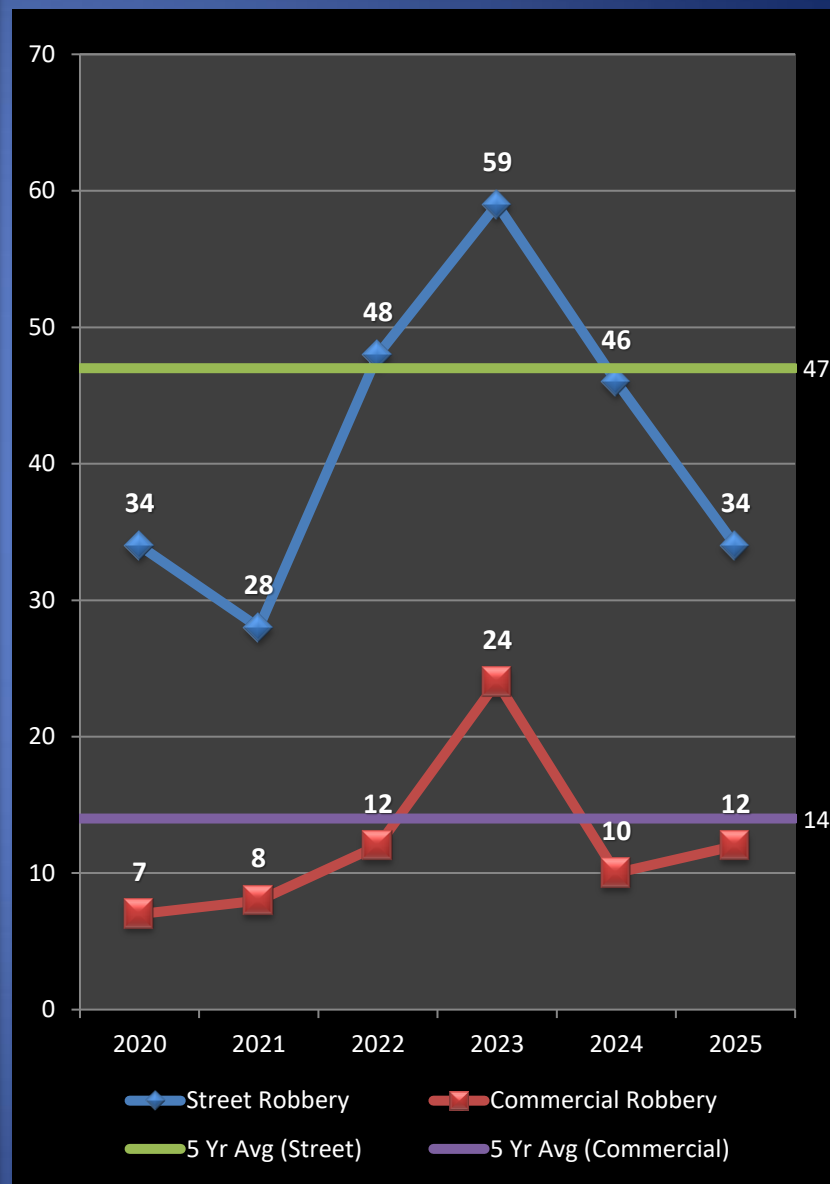
+67%

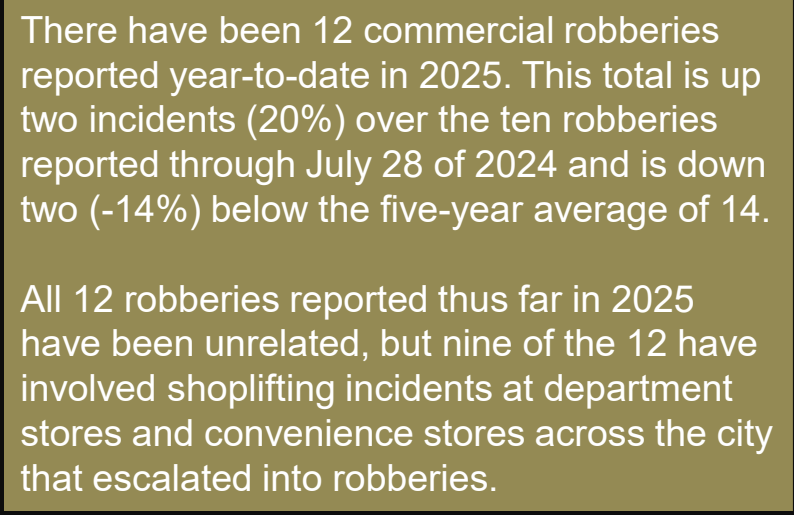
Previous Year

-18%

5-Year Average

-23%



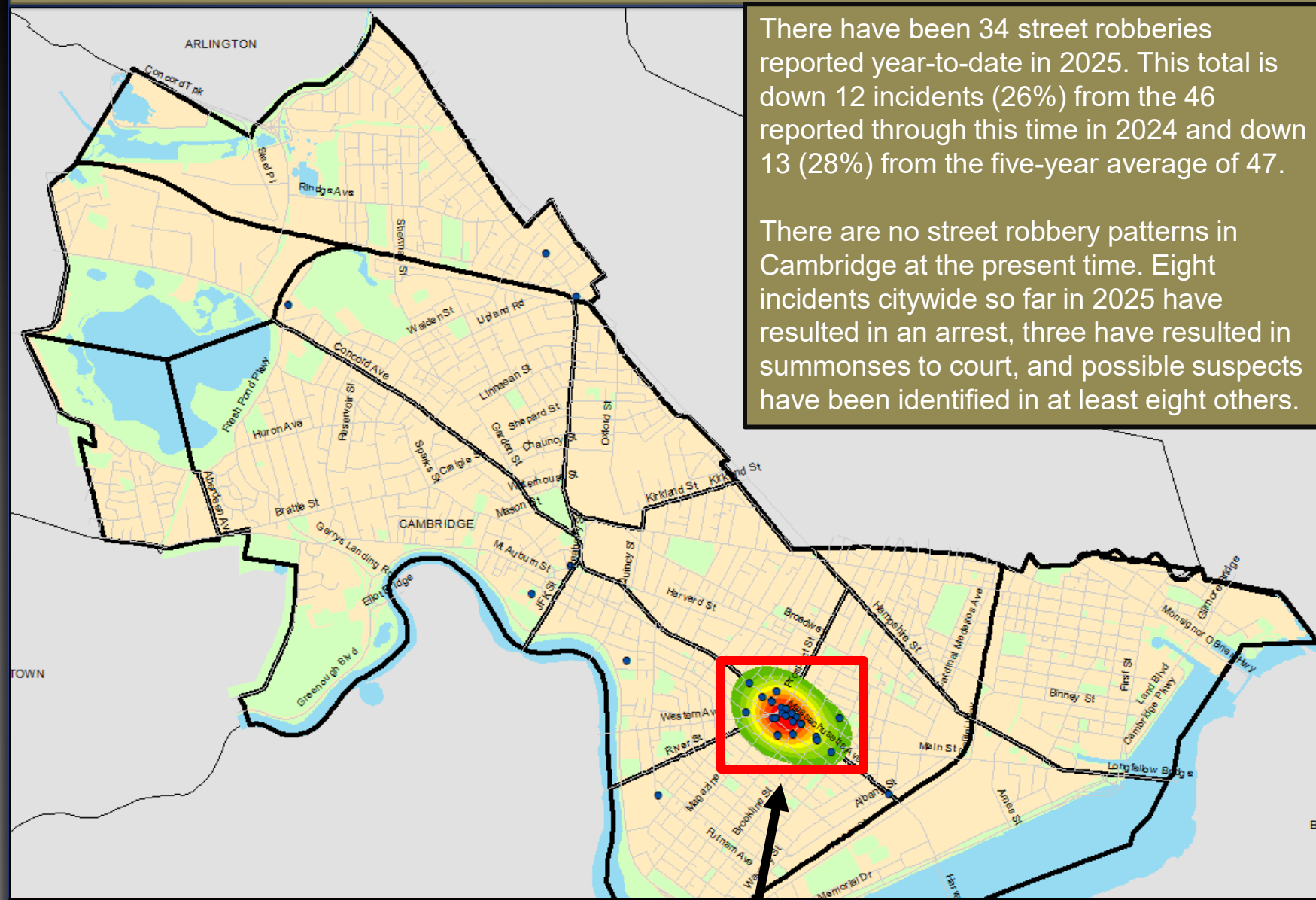




Geographic Breakdown of Street Robberies: 1.1.25 – 7.28.25

Cambridge Police BridgeStat

July 2025



There have been 34 street robberies reported year-to-date in 2025. This total is down 12 incidents (26%) from the 46 reported through this time in 2024 and down 13 (28%) from the five-year average of 47.

There are no street robbery patterns in Cambridge at the present time. Eight incidents citywide so far in 2025 have resulted in an arrest, three have resulted in summonses to court, and possible suspects have been identified in at least eight others.

Twenty-five of the 34 street robberies reported thus far in 2025 have take place in or around Central Square. This is similar to a trend seen in this area that began in 2021 and continued throughout all of 2022 and much of 2023 and 2024. Multiple incidents in this area have involved unhoused individuals as victims and/or suspects.



Burglary

No Patterns

- The property index crime of burglary, the combination of residential and commercial breaks, recorded a decrease of 18% through July 28th of 2025 when compared to the 150 incidents reported during the first seven months of 2024. Similarly, the total of 123 burglary incidents reported thus far in 2025 is down 11% when compared with the five-year average of 138.
- Housebreaks during the first seven months of the year decreased by 40 incidents (-36%) from 110 in 2024 to 70 in 2025. Housebreaks are also 29% below the five-year average of 98. No housebreak patterns have emerged anywhere in the city so far this year. Of the 70 housebreaks that occurred in the first seven months of 2025, Riverside recorded the most citywide with 12 incidents – three in each of the first two months, and four in March, with two more reported in the past 4 weeks.
- Conversely, commercial breaks are up 33% this year, rising from 40 incidents in the first seven months of 2024 to 53 in 2025.
- Earlier in the year, a few breaks were reported in Cambridge that were possibly part of a regional pattern of commercial breaks targeting cash registers. That pattern ended with an arrest on 3/13. There was also one break into a vape shop in March, a trend that has been seen regionally as well.

Percent Change

Last 4 Weeks

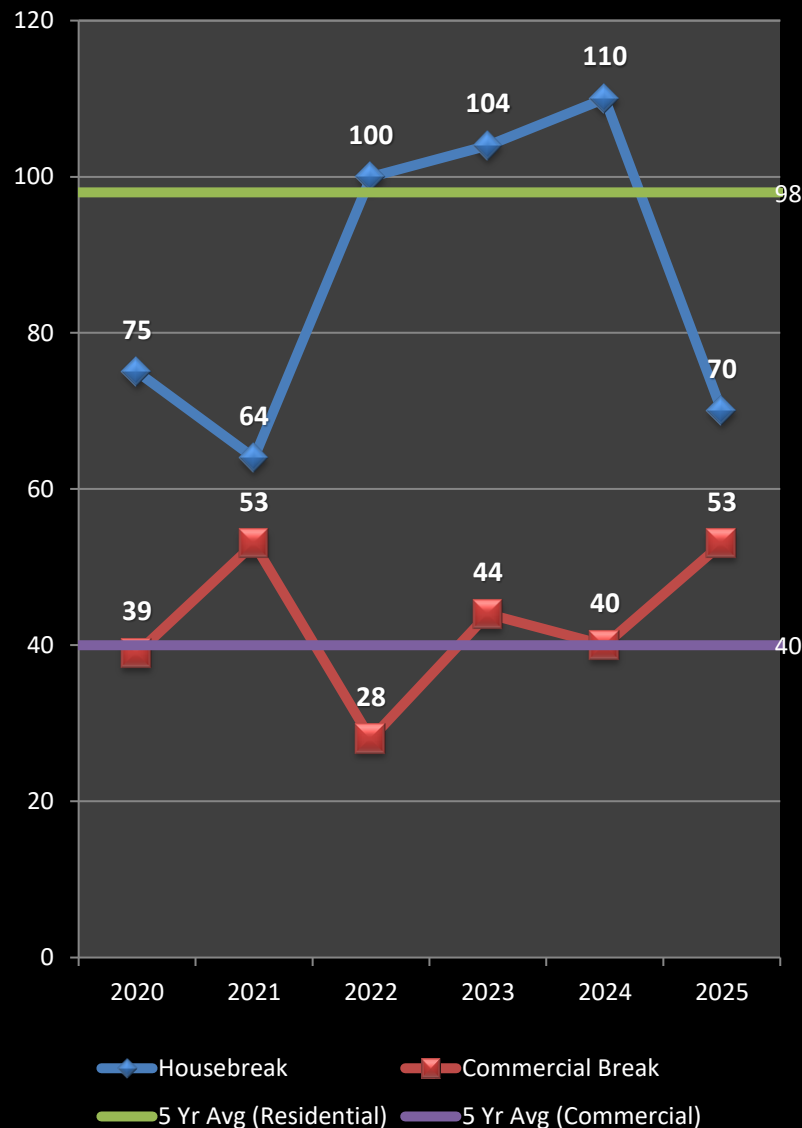
-7%

Previous Year

-18%

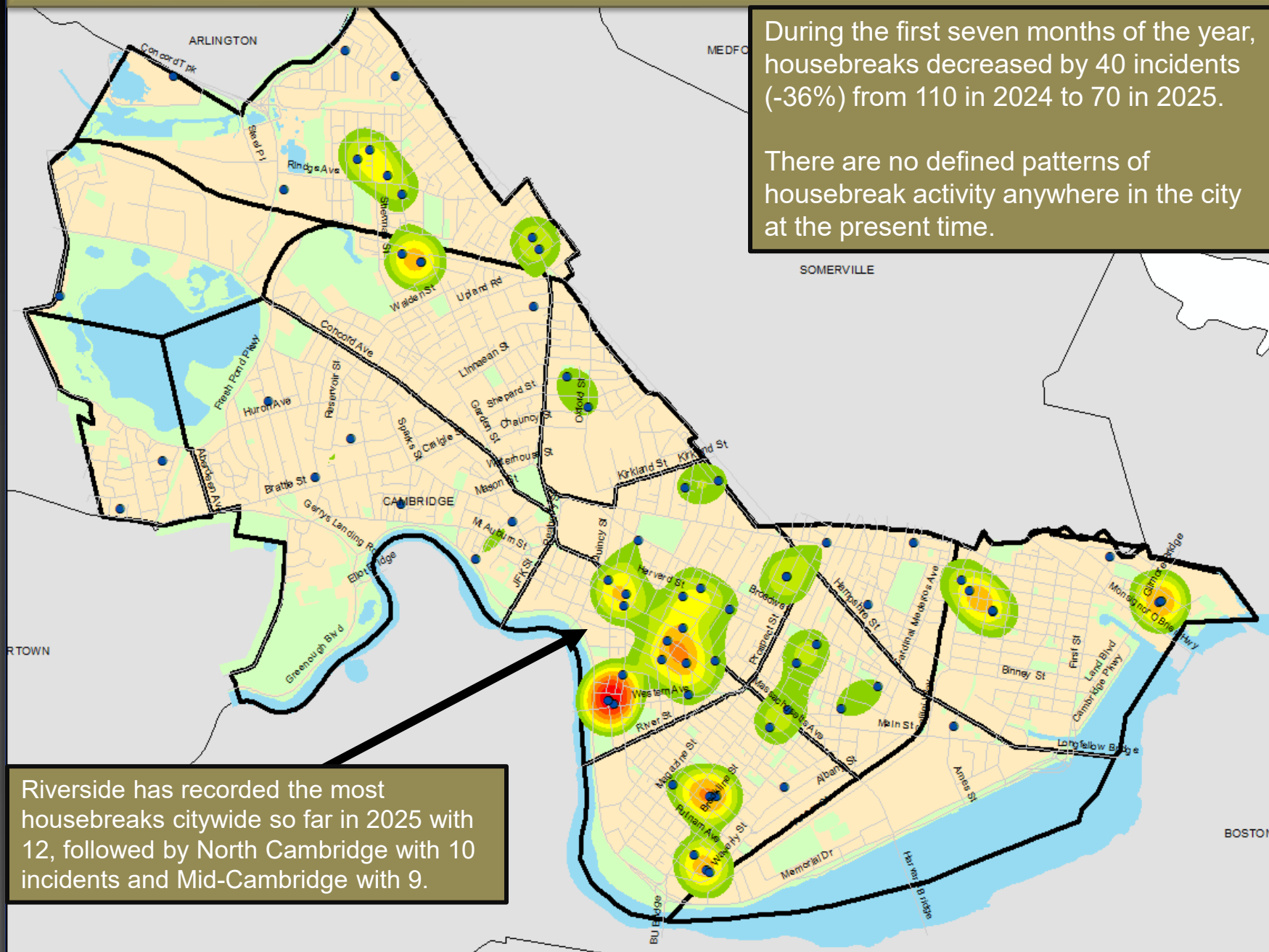
5-Year Average

-11%





Geographic Breakdown of Housebreaks: 1.1.25 – 7.28.25





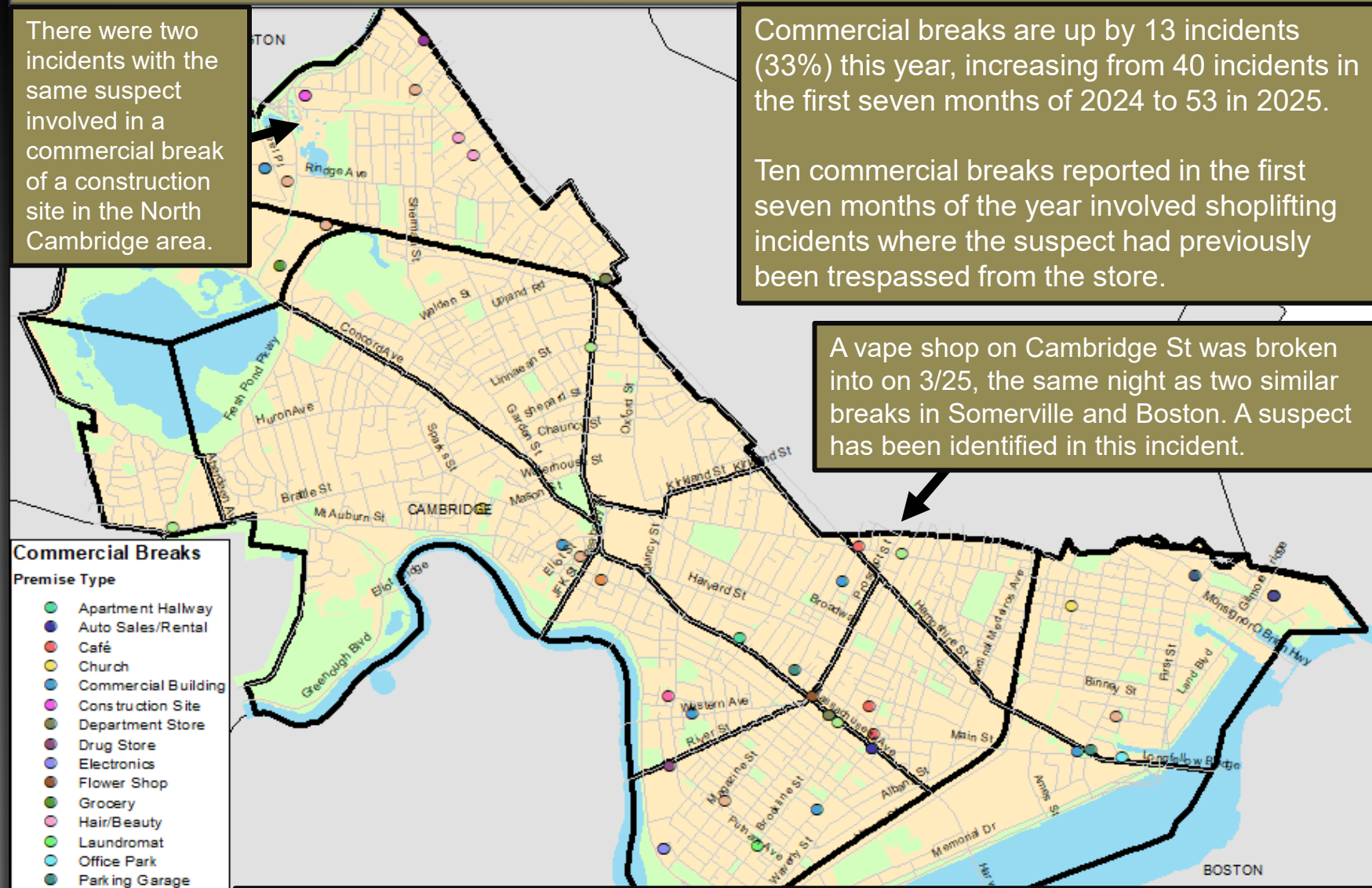
Geographic Breakdown of Commercial Breaks: 1.1.25 – 7.28.25

There were two incidents with the same suspect involved in a commercial break of a construction site in the North Cambridge area.

Commercial breaks are up by 13 incidents (33%) this year, increasing from 40 incidents in the first seven months of 2024 to 53 in 2025.

Ten commercial breaks reported in the first seven months of the year involved shoplifting incidents where the suspect had previously been trespassed from the store.

A vape shop on Cambridge St was broken into on 3/25, the same night as two similar breaks in Somerville and Boston. A suspect has been identified in this incident.



There was a series of smash-n-grab/forced door commercial breaks occurring in February and early March throughout the city targeting cash registers, which was possibly related to a similar series seen in Boston at the same time. The activity ceased in Cambridge following the 3/13 arrest of a suspect from one of the Boston incidents.



LARCENY

No Patterns

- Preliminary stats indicate that overall larceny through July 28th of 2025 registered at 1,542 incidents, 13% above the same time in 2024. The total of 1,542 larcenies reported in 2025 is also 27% above the five-year average of 1,213 incidents.
- The larceny from motor vehicle total through July 28th, 2025, is 172 incidents, 10% (16 incidents) above the same time frame in 2024. However, this total is still 14% below the five-year average of 199 incidents.
- Through July 28th, 2025, there were 48 larcenies from the person reported in Cambridge, which is 4% (2 incidents) above the same time frame in 2024. Nineteen of the 48 incidents reported thus far in 2025 took place in Central Square. Harvard Square saw the second most with 11 incidents.
- There were 100 larcenies from buildings reported in the first seven months of 2025. This total is 19 incidents (16%) below 2024 and is 14 incidents (12%) below the five-year average of 114. There are no defined patterns of this crime type in the city at this time.
- Larcenies from residences are up 39 incidents (17%) in 2025 when compared with 2024. Package thefts have made up the majority of this crime type in recent years due to the increased volume of deliveries that began during the pandemic and have continued ever since. Package thefts have accounted for 180 of the 264 larcenies from residences (68%) so far this year.
- There have been 210 larcenies of bicycles reported so far in 2025. This total is 34 incidents (14%) below the 2024 total through July 28th and is 57 incidents (21%) below the five-year average of 267. The top neighborhoods for bike thefts so far in 2025 are North Cambridge and Mid-Cambridge with 40 and 26 incidents, respectively.

Percent Change

Last 4 Weeks

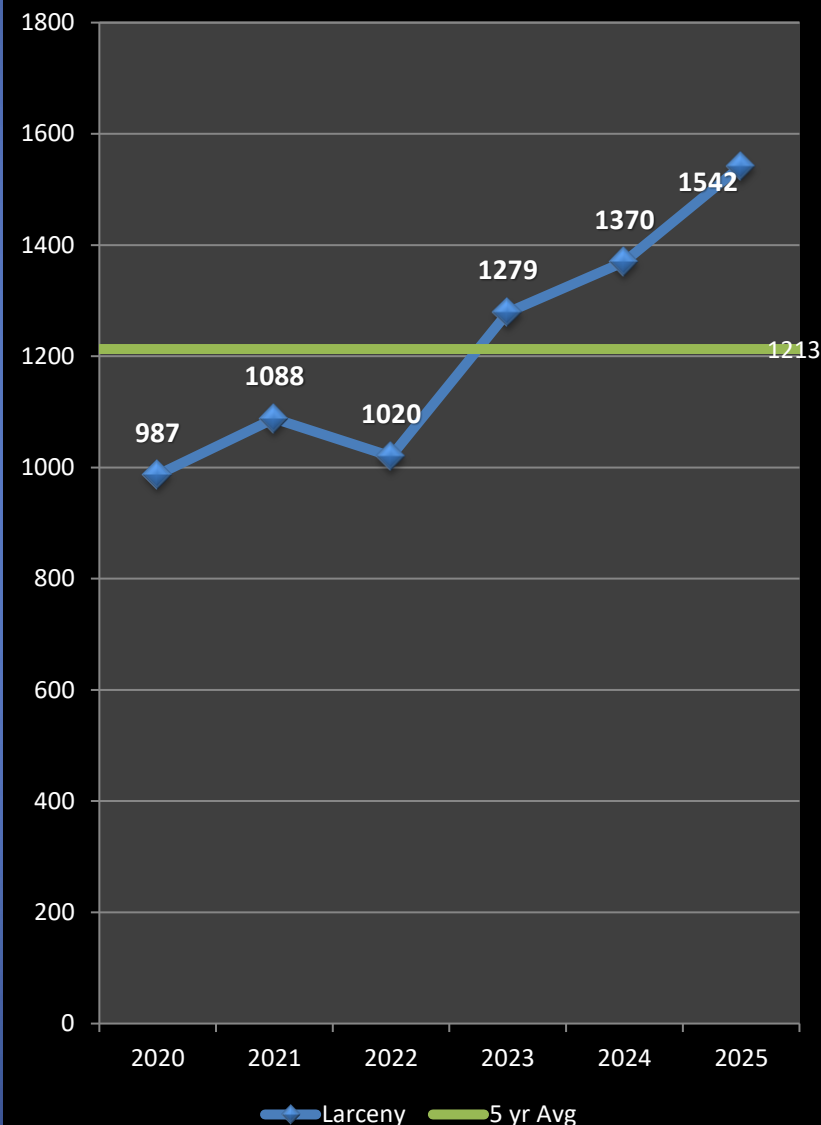
-4%

Previous Year

+13%

5-Year Average

+27%





LARCENY From MV

No Patterns

- The larceny from motor vehicle total through July 28th, 2025, is 172 incidents, which is 10% (16 incidents) above the same time frame in 2024. Conversely, the 172 thefts from vehicles reported so far indicate a decrease of 27 incidents (14%) below the 199 car breaks forecasted through July 28th.
- The neighborhoods with the most larcenies from motor vehicles for the first half of 2025 are North Cambridge with 33 incidents, followed by Mid-Cambridge with 30, Cambridgeport with 20, The Port with 18, and Riverside and Peabody each with 16 incidents.
- Comparing the last four weeks (July) to the previous four (June), there was an 16% decrease in larcenies from motor vehicles, with five fewer incidents reported.
- Of the 172 incidents reported so far in 2025, 81 vehicles (47%) were entered via unlocked doors and 71 vehicles (41%) were entered by unknown means.
- A new trend may be emerging in Cambridge. During the month of July, the Honda “H” emblem was reported stolen from at least 4 Honda CRVs across the city. It is believed that thieves are targeting the radar sensor that is accessible behind the emblem.

Percent Change

Last 4 Weeks

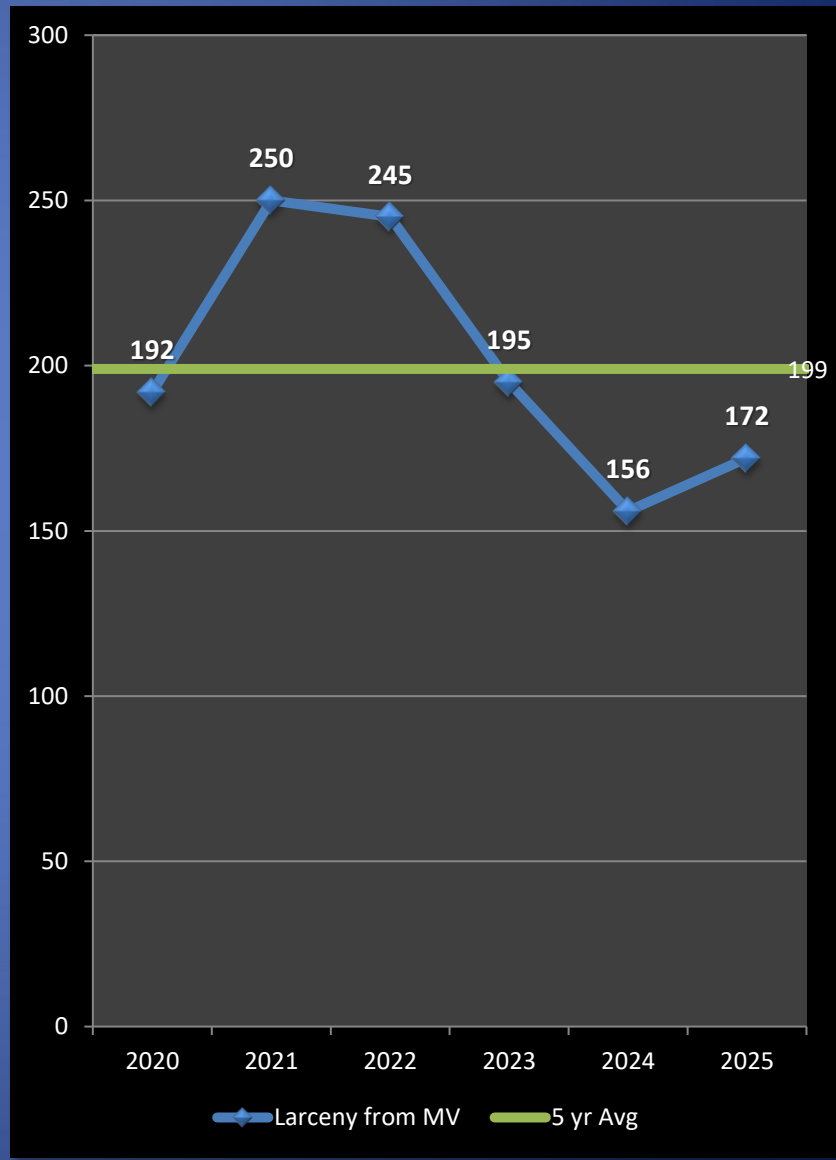
-16%

Previous Year

+10%

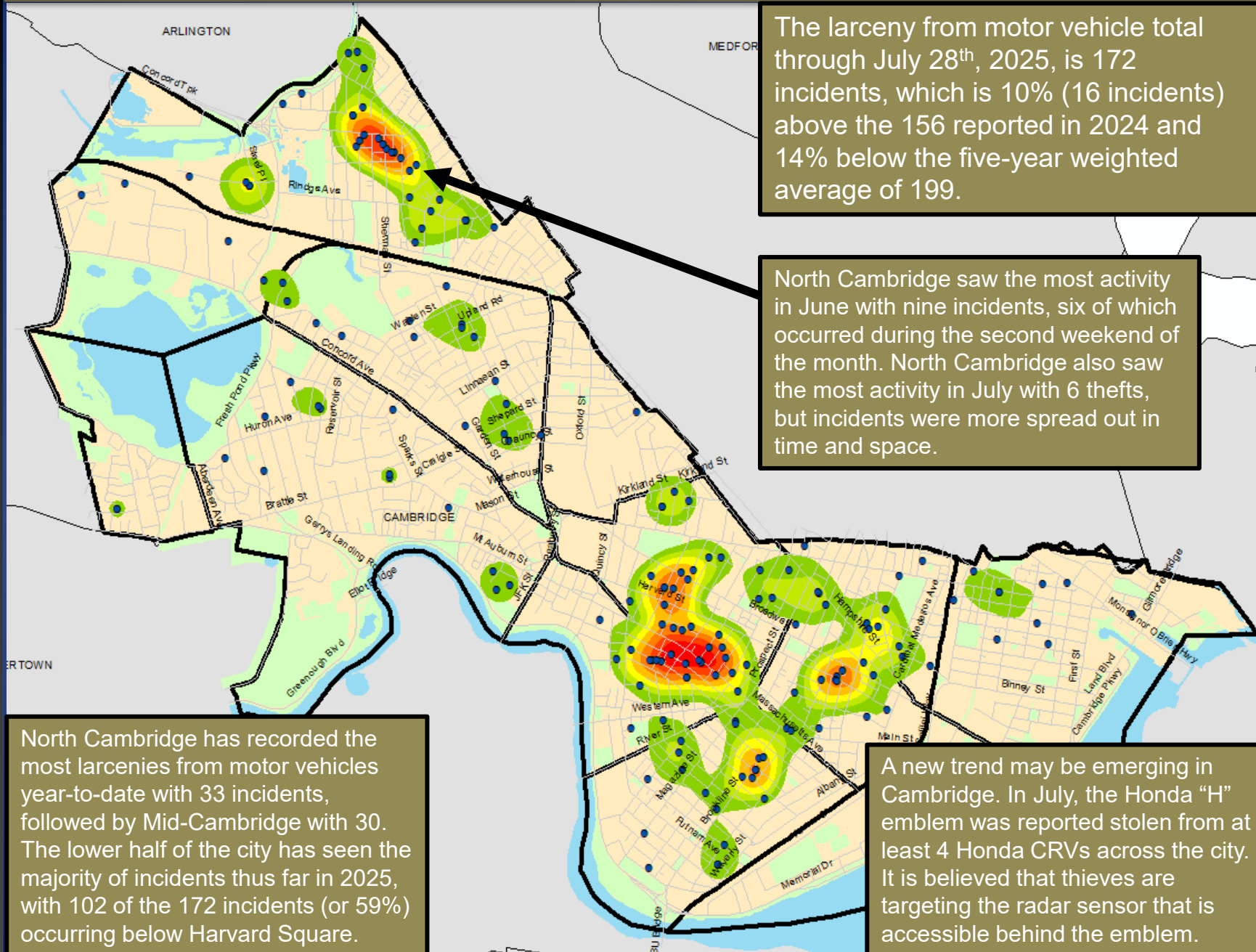
5-Year Average

-14%





Geographic Breakdown of Larceny from Motor Vehicles: 1.1.25 – 7.28.25





LARCENY of Bicycle

No Patterns

- There have been 210 bicycle thefts reported citywide so far in 2025, down 14% from the 244 reported during the same time frame in 2024. The 2025 total is also registering at 21% (57 incidents) below the five-year average of 267.
- The most recent four weeks (July) saw a 19% decrease in bike thefts when compared with the previous four weeks (July), with eight fewer thefts reported in July. We expect monthly totals to remain high throughout the summer months and likely drop off with the cooler weather.
- 119 bike thefts (or 57% of all citywide thefts year-to-date) have occurred south/east of Harvard Square.
- Of the 210 bike thefts reported in 2025, 161 (77%) were reportedly locked at the time of the theft.

Top Neighborhoods for Bike Theft in 2025:

Neighborhood	YTD Total	% Citywide
North Cambridge	40	19%
Mid-Cambridge	26	12%
East Cambridge	23	11%
Cambridgeport	22	10%
Riverside	20	10%

Percent Change

Last 4 Weeks

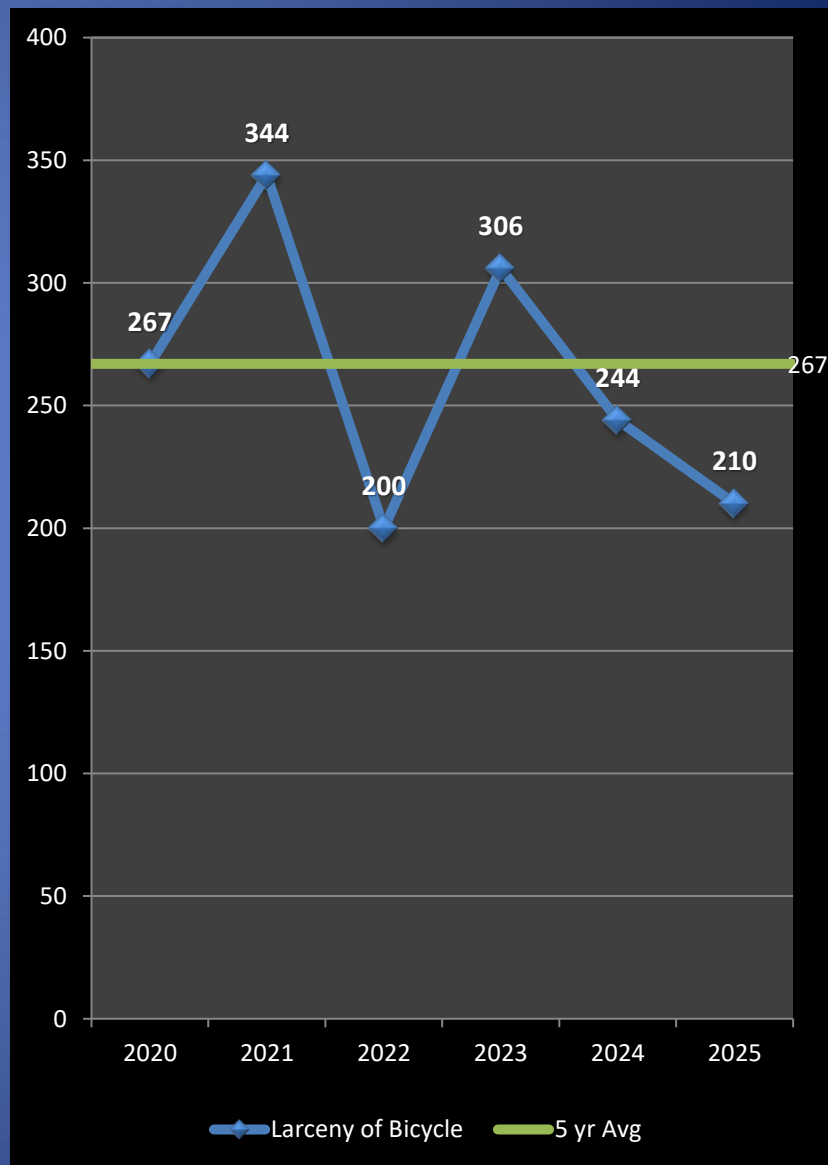
-19%

Previous Year

-14%

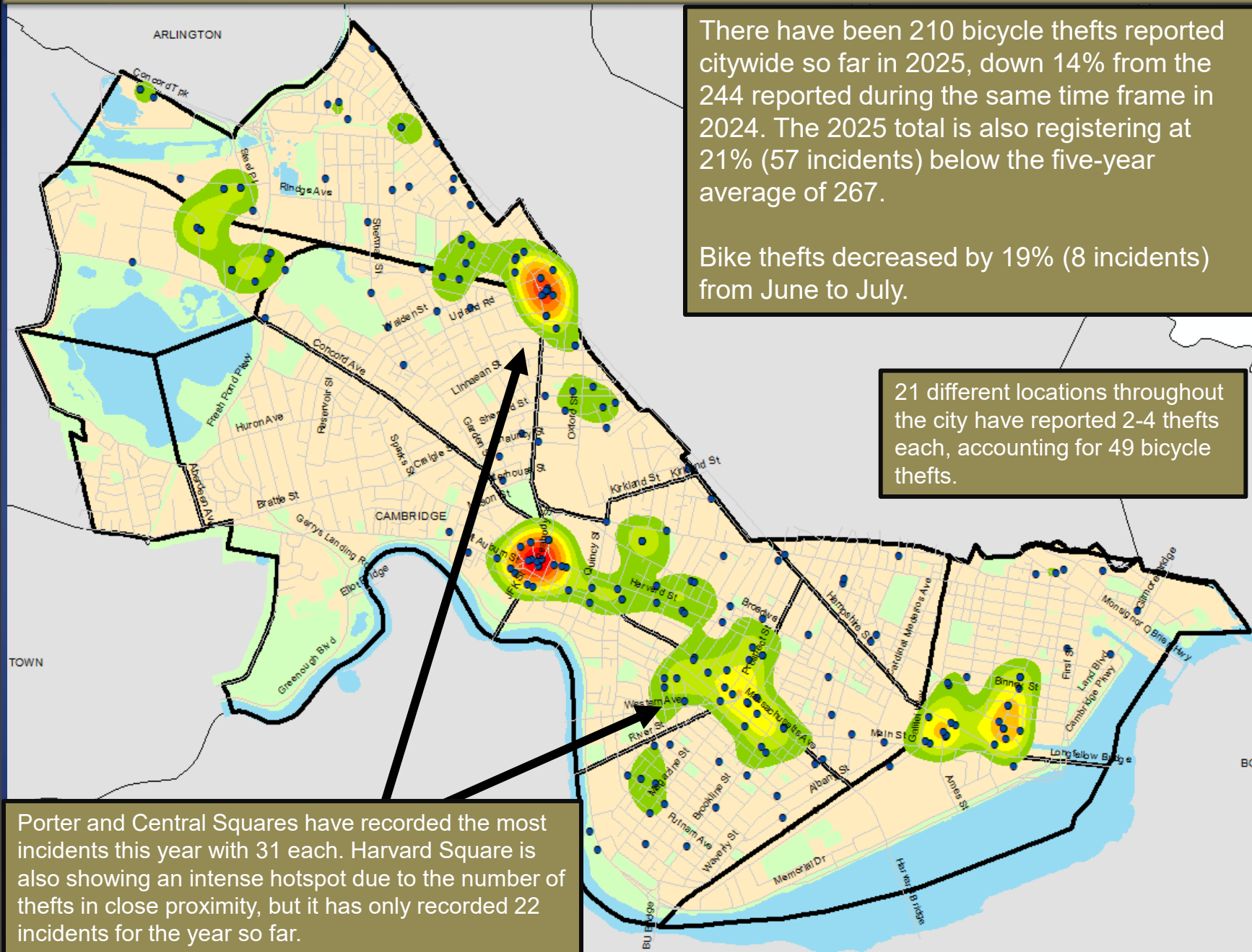
5-Year Average

-21%



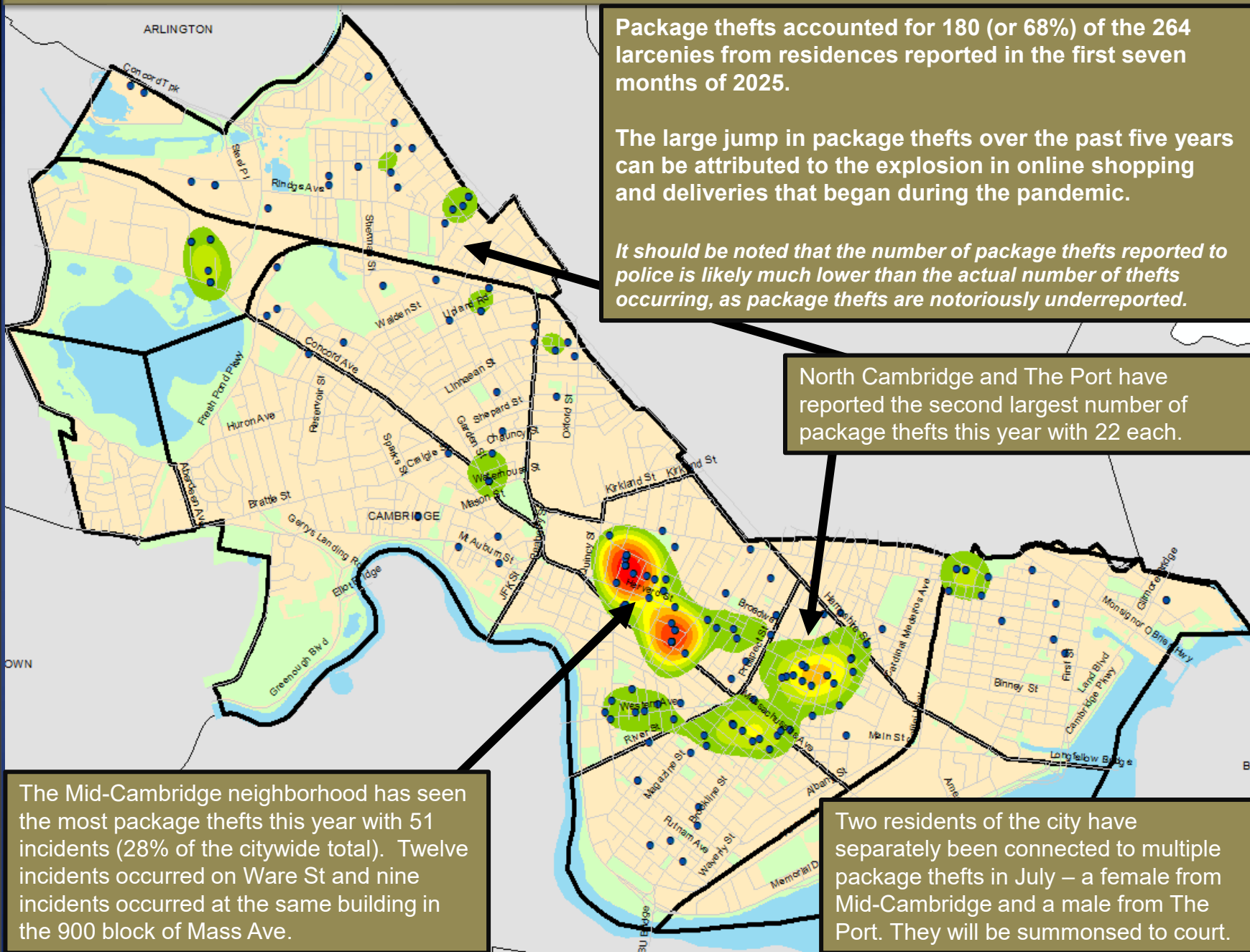


Geographic Breakdown of Bicycle Thefts: 1.1.25 – 7.28.25





Geographic Breakdown of Package Thefts: 1.1.25 – 7.28.25



Package thefts accounted for 180 (or 68%) of the 264 larcenies from residences reported in the first seven months of 2025.

The large jump in package thefts over the past five years can be attributed to the explosion in online shopping and deliveries that began during the pandemic.

It should be noted that the number of package thefts reported to police is likely much lower than the actual number of thefts occurring, as package thefts are notoriously underreported.

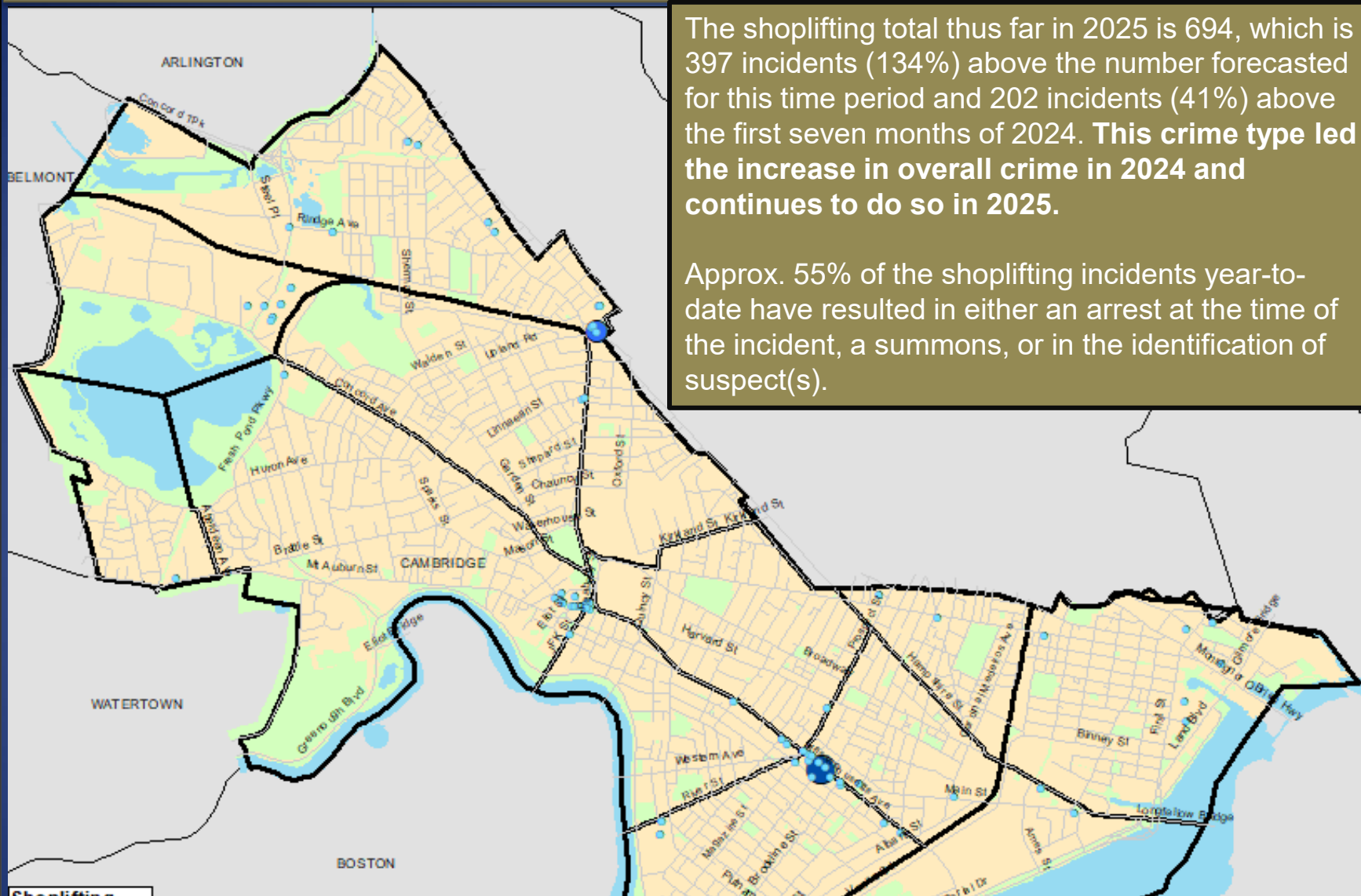
North Cambridge and The Port have reported the second largest number of package thefts this year with 22 each.

The Mid-Cambridge neighborhood has seen the most package thefts this year with 51 incidents (28% of the citywide total). Twelve incidents occurred on Ware St and nine incidents occurred at the same building in the 900 block of Mass Ave.

Two residents of the city have separately been connected to multiple package thefts in July – a female from Mid-Cambridge and a male from The Port. They will be summonsed to court.




Geographic Breakdown of Shoplifting: 1.1.25 – 7.28.25



The shoplifting total thus far in 2025 is 694, which is 397 incidents (134%) above the number forecasted for this time period and 202 incidents (41%) above the first seven months of 2024. **This crime type led the increase in overall crime in 2024 and continues to do so in 2025.**

Approx. 55% of the shoplifting incidents year-to-date have resulted in either an arrest at the time of the incident, a summons, or in the identification of suspect(s).

Shoplifting Counts



Target in Central Sq has seen the most shoplifting incidents in 2025 with 172 thefts, followed by the Target in Porter Square with 120, and the Walgreens in Central Square with 59 (this number stayed the same from last month as this location has since closed). There are 11 locations citywide that have reported more than 10+ instances of shoplifting so far this year.



AUTO THEFT

No Patterns

- The five-year weighted average for auto theft for the first seven months of the year is 72, and with 50 reported so far in 2025, Cambridge has experienced a decrease of 31% below the expected total. Auto thefts have also decreased 24% (16 incidents) when compared with the same time period in 2024.
- The most recent four weeks (July) saw a decrease of one incident (10%) below the previous four weeks (June).
- The neighborhood breakdown for auto theft totals in 2025 is as follows: West Cambridge – 11; Cambridgeport – 9; The Port – 8; East Cambridge, Peabody, Riverside, and North Cambridge - 4 each; Mid-Cambridge – 3; Inman/Harrington – 2; The Highlands – 1.
- 13 of the 50 auto thefts reported so far this year involved a situation where the operator left the vehicle unlocked and/or running in order to deliver a package or grab food. When the victim returned, the vehicle was gone.
- 21 of the 50 motor vehicles stolen thus far in 2025 have been recovered to date, with one involving an arrest at the time of the recovery.

Percent Change

Last 4 Weeks

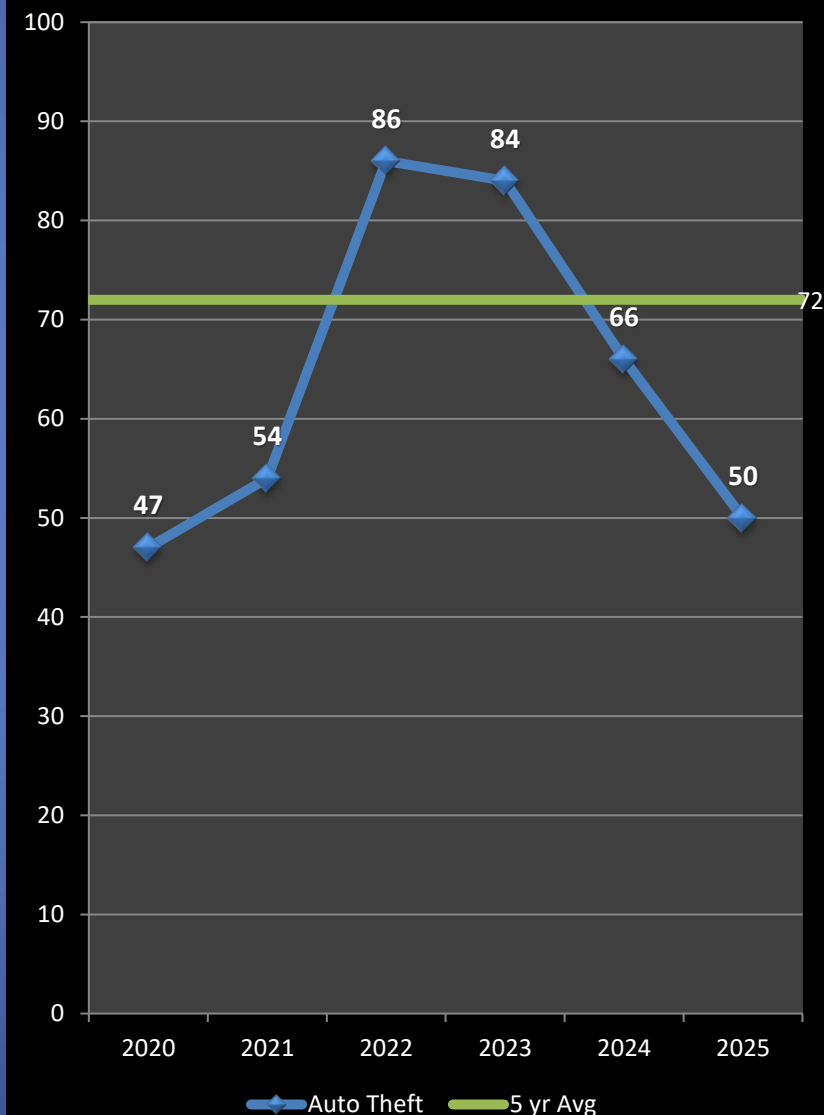
-10%

Previous Year

-24%

5-Year Average

-31%

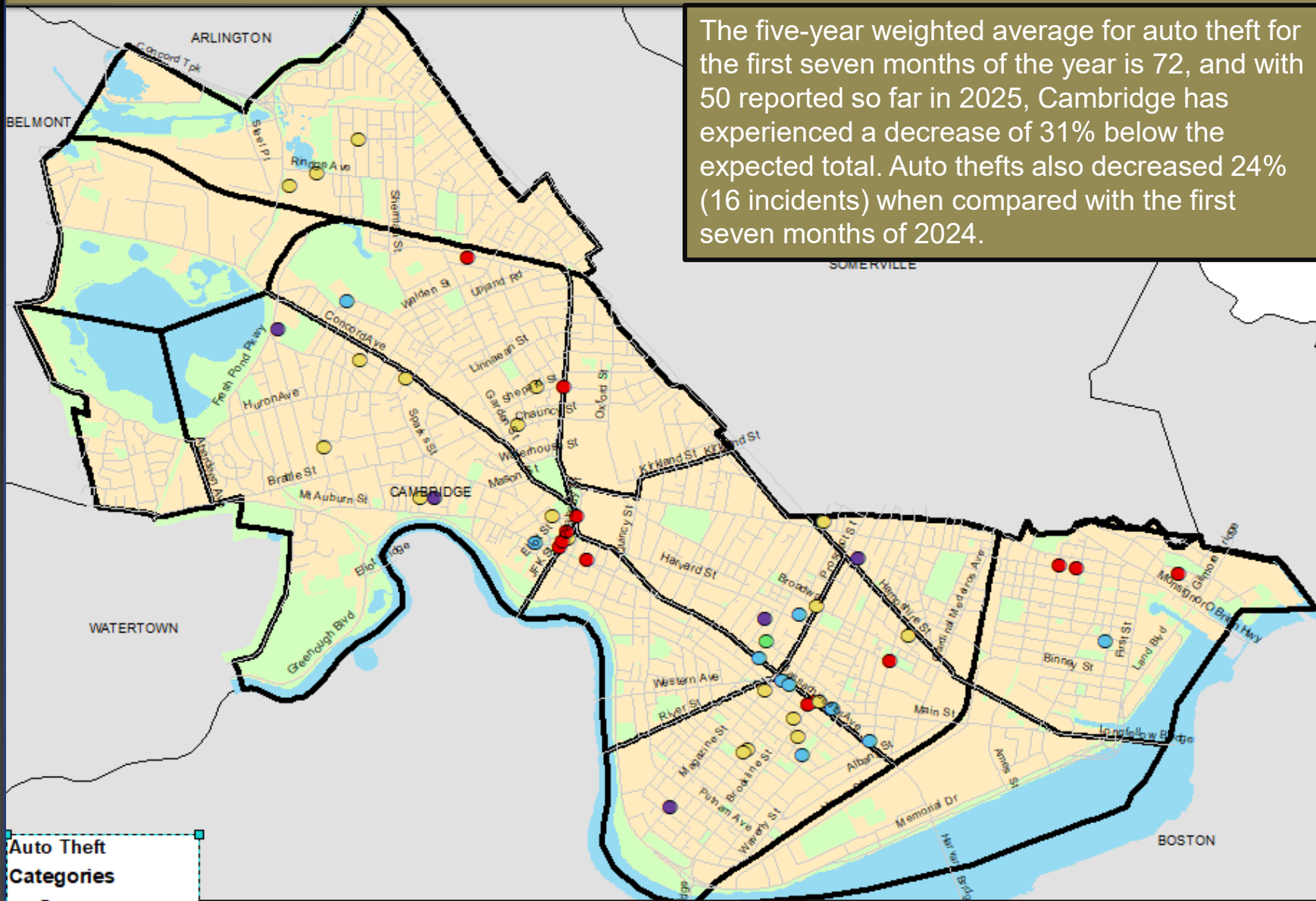




Geographic Breakdown of Auto Thefts: 1.1.25 – 7.28.25

Cambridge Police BridgeStat

July
2025



Over the past two years, we have seen an increase in auto thefts involving vehicles left running, particularly in areas with restaurants where delivery drivers park quickly to pick up orders, only to find their cars gone when they exit the establishment. There have been 13 reported year-to-date in 2025.



Help Prevent Crime

And keep yourself informed!

To receive information from the CPD:

- Sign up with for the **Cambridge Alert Network**, to receive alerts about emerging crime patterns, neighborhood meetings, and crime prevention tips, by visiting www.CambridgeMa.gov/AlertNetwork.
- “Like” the Cambridge Police Department on Facebook at www.facebook.com/CambridgePolice
- Follow [@CambridgePolice](https://twitter.com/CambridgePolice) on Twitter.
- Visit our website at www.CambridgePolice.org for valuable information and reports including the Daily Log and BridgeStat, which is published on the first Friday of every month.
- Download our “MyPD” smartphone app at www.CambridgePolice.org/MyPD.

To Share Information with the CPD:

- Call our Non-Emergency Telephone Number at **617-349-3300**.
 - Every call for service generates a police response, so help drive our resources by reporting things that seem suspicious or out of the ordinary.
- Send an Anonymous TEXT-A-TIP:
 - Send an ANONYMOUS text message to **Tip411 (847411)**. Begin your message with Tip650 and then type your message. You will receive a response from the Cambridge Police with the option to continue communicating. Please remember that this is not a replacement for 9-1-1. **If you witness an emergency situation, please call 9-1-1 immediately.**
- Send an Anonymous Crime Tip E-Mail at www.CambridgePolice.org/Tips