



# Cambridge Police Department BridgeStat

June 2025

Produced by the Crime Analysis Unit



# Part I Total Crime

An analysis of the serious crime statistics for the first half of 2025 points to a moderate increase of 10% in the Part One index total for Cambridge when compared with 2024. During the first six months of the year, there were 1,681 serious crimes reported in the City. For the same time period in 2024, the combined total for Murder, Rape, Robbery, Aggravated Assault, Burglary, Larceny & Auto theft was 1,529 incidents. When measured against the five-year average, a 20% rise in the crime index has been registered.

Further analysis of the crime totals through June 30<sup>th</sup> of 2025 indicates that violent crimes recorded a 16% increase when compared with last year. There was one homicide, 22 rapes, 35 robberies, and 158 aggravated assaults recorded from the beginning of the year through June 30, 2025.

The numbers indicate that property crimes rose 9% during the first six months of 2025 with an additional 123 crimes reported over the 2024 total. The 46% increase in shoplifting is the key trend indicator that has driven the upward curve in the property crime index.

When analyzing the serious crime totals of June 2025 versus the previous month of May 2025, there was an increase of 2% in the number of index incidents, with six more crimes reported.

	4 Week Snapshot			Year to Date			Five Year	
	5/6/25 - 6/2/25	6/3/25 - 6/30/25	Change	2024	2025	Change	Avg	Change
Total Violent Crime	37	37	0%	187	216	16%	192	13%
Total Property Crime	238	244	3%	1342	1465	9%	1208	21%
Total Part I Crime	275	281	2%	1529	1681	10%	1400	20%



# Part I Property Crime

Analysis of property crime totals for the first half of 2025 reveals a 9% increase when measured against the 2024 total for the same time frame and a 21% rise above the five-year average of 1,208.

A few of the property crime categories recorded decreases when measured against the first six months of 2024, including a 37% decrease in housebreaks and a 10% drop in bicycle thefts. However, those that saw increases were key to the 11% rise in the property crime total thus far into 2025. Most notably, a 46% jump in shopliftings (up 194 incidents), a 13% increase in larcenies from motor vehicles (up 26 incidents), and a 57% rise in commercial breaks (up 17 incidents) are driving the overall upswing.

	4 Week Snapshot				Year to Date			Five Year	
	5/6/25 - 6/2/25	6/3/25 - 6/30/25	Change		2024	2025	Change	Avg	Change
<b>Burglary</b>	<b>18</b>	<b>14</b>	<b>-22%</b>		<b>127</b>	<b>108</b>	<b>-15%</b>	<b>119</b>	<b>-9%</b>
Commercial Break	7	9	29%		30	47	57%	32	47%
Housebreak	11	5	-55%		97	61	-37%	86	-29%
<b>Larceny</b>	<b>216</b>	<b>222</b>	<b>3%</b>		<b>1157</b>	<b>1318</b>	<b>14%</b>	<b>1030</b>	<b>28%</b>
Larceny (Misc)	6	4	-33%		49	29	-41%	36	-19%
Larceny from Building	8	13	63%		107	85	-21%	100	-15%
Larceny from MV	33	27	-18%		126	142	13%	170	-16%
Larceny from Person	5	5	0%		40	37	-8%	45	-18%
Larceny from Residence	43	48	12%		196	222	13%	182	22%
Larceny of Bicycle	35	41	17%		195	175	-10%	219	-20%
Larceny of Plate	2	1	-50%		14	10	-29%	16	-38%
Larceny of Services	1	0	-100%		10	4	-60%	9	-56%
Shoplifting	83	83	0%		420	614	46%	252	144%
<b>Auto Theft</b>	<b>4</b>	<b>8</b>	<b>100%</b>		<b>58</b>	<b>39</b>	<b>-33%</b>	<b>59</b>	<b>-34%</b>
<b>Total Property Crime</b>	<b>238</b>	<b>244</b>	<b>3%</b>		<b>1342</b>	<b>1465</b>	<b>9%</b>	<b>1208</b>	<b>21%</b>



# Part I Violent Crime

From January 1<sup>st</sup> to June 30<sup>th</sup> of 2025, there were 216 violent crimes recorded in Cambridge, 29 incidents (+16%) above last year's total of 187 incidents and 24 incidents (+13%) above the 192 crimes forecasted for the first six months of the year.

There were 22 rapes reported in Cambridge in the first six months of 2025, which is 38% or six incidents above 2024.

The trend observed during the past few years of a high percentage of aggravated assaults and street robberies occurring in Central Square has continued into 2025. Sixty-seven of the 158 aggravated assaults year-to-date (or 42%) have been reported in Central Square, as well as 19 of the 25 street robberies (or 76%).

On January 13, 2025, shortly before 11:30pm, the first homicide in the City in over a year was reported in North Cambridge. One victim, 21-year-old Angel Nieves of Springfield and formerly of Cambridge, was located with multiple gunshot wounds outside of a residence on Clifton Street. He was transported to a local hospital where he was later pronounced deceased. This incident remains under active investigation.

	<u>4 Week Snapshot</u>			<u>Year to Date</u>			<u>Five Year</u>	
	5/6/25 - 6/2/25	6/3/25 - 6/30/25	Change	2024	2025	Change	Avg	Change
Homicide	0	0	IN-CALC	0	1	IN-CALC	0	IN-CALC
Rape	2	9	350%	16	22	38%	19	16%
Robbery	7	5	-29%	46	35	-24%	49	-29%
Commercial Robbery	2	1	-50%	10	10	0%	12	-17%
Street Robbery	5	4	-20%	36	25	-31%	36	-31%
Aggravated Assault	28	23	-18%	125	158	26%	125	26%
Total Violent Crime	37	37	0%	187	216	16%	192	13%



# MURDER

*No Patterns*

- On January 13, 2025, shortly before 11:30pm, the first homicide in the City in over a year was reported in North Cambridge. One victim, 21-year-old Angel Nieves of Springfield and formerly of Cambridge, was located with multiple gunshot wounds outside of a residence on Clifton Street. He was transported to a local hospital where he was later pronounced deceased. This incident remains under active investigation.
- There were no murders recorded in Cambridge in 2024. This has happened only four other times in the past 20 years—in 2004, 2007, 2010, and 2022.
- In the last reported homicide in Cambridge prior to the January 2025 incident, officers responded to the area of 10 Magazine Street in Central Square shortly after midnight on November 23, 2023. Two individuals with gunshot wounds were located and transported to a Boston hospital. One victim, 27-year-old Danasia Greene of Cambridge, was pronounced deceased at the hospital. The second victim, a 26-year-old male from Boston, was treated for non-life-threatening injuries. It remains under investigation.
- On March 27, 2021, there was a fatal shooting that occurred at approximately 12:40 a.m. on Pemberton Street. The victim was reportedly located unconscious outside his vehicle by a passerby who called 911. The victim was transported to Mount Auburn Hospital where he later died. The victim has been identified as Xavier Louis-Jacques, 19, of Cambridge. The investigation is ongoing.

## Percent Change\*

Last 4 Weeks

Previous Year

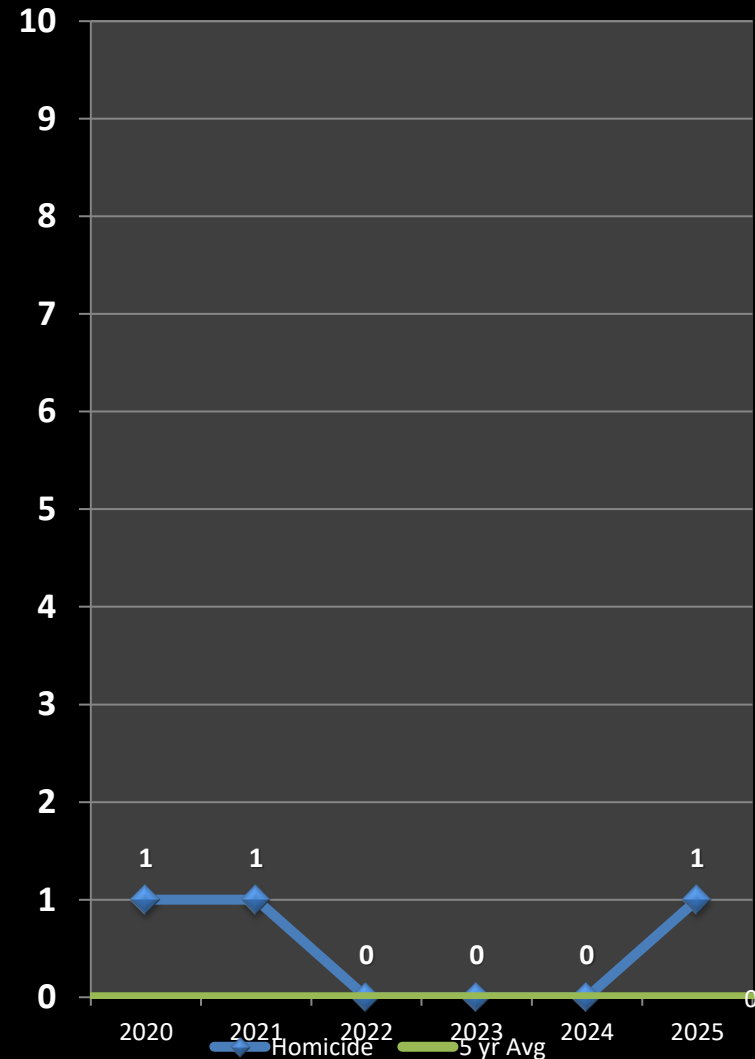
5-Year Average

In-cal

In-cal

In-cal

\*IN -CALC: Percentages are not calculated for numbers so small as to present a statistically misleading percentage.







# RAPE

*No Patterns*

- There have been 22 rapes reported in Cambridge through June 30<sup>th</sup> of 2025. This is six incidents above the 16 rapes reported during the first six months of 2024 and is three above the five-year weighted average of 19.
- The rapes reported so far in 2025 have been categorized as seven domestic assaults, eight acquaintance rapes, four blitz assaults and three contact incidents.
- The total number of reported rapes tends to fluctuate from year to year, but the number of stranger-to-stranger rapes reported each year in Cambridge—typically between one and ten—remains extremely low.

## Percent Change\*

Last 4 Weeks

**+350%**

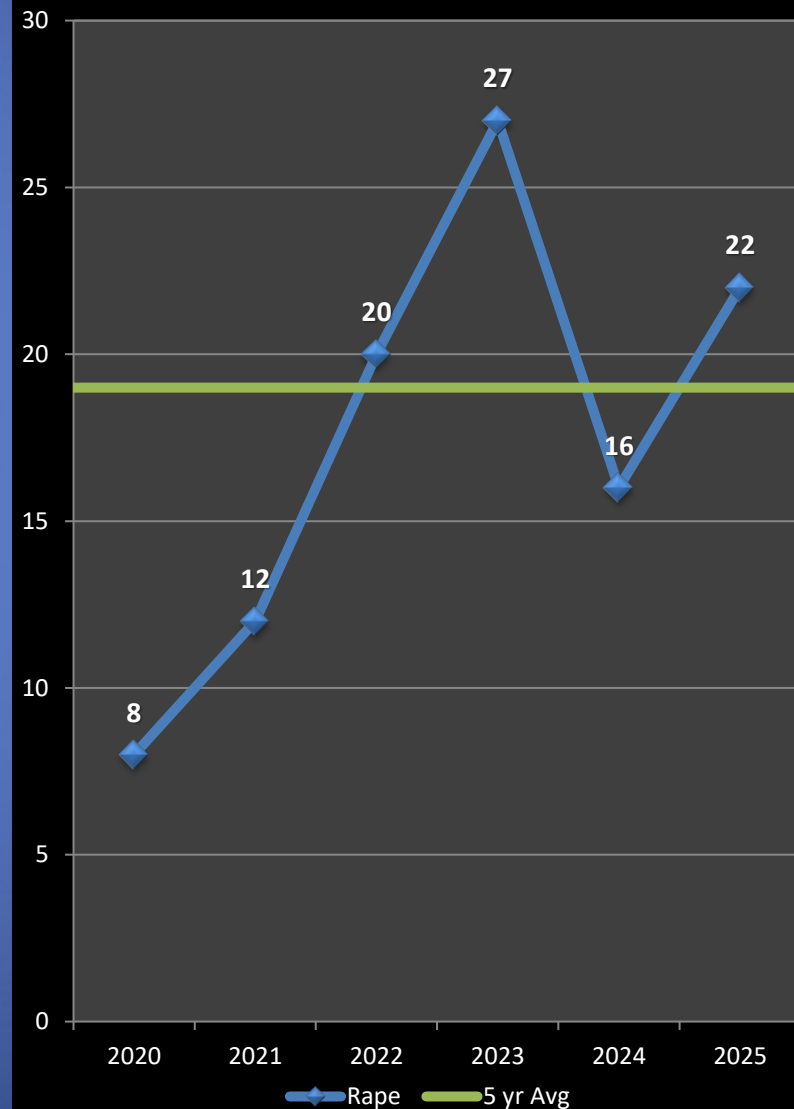
Previous Year

**+38%**

5-Year Average

**+16%**

\*IN -CAL: Percentages are not calculated for numbers so small as to present a statistically misleading percentage.





# AGGRAVATED ASSAULT

*No Patterns*

- The total of 158 aggravated assaults reported through June 30, 2025, is 33 crimes (26%) more than 2024 when compared to the same time frame. The total thus far is also 26% above the five-year average of 125.
- The 158 aggravated assaults reported thus far in 2025 have been comprised of the following classifications: 44 unprovoked scenarios; 27 domestic altercations; 18 assaults between acquaintances; 15 assaults on police officers; 10 each for traffic & parking assaults and shop owner/patron assaults; 8 unhoused assaults; 7 juvenile assaults; 6 affrays/brawls; four each of landlord/neighbor incidents and psychotic episodes; two each of drug deals and workplace assaults; and one bar/alcohol-related attacks. The 26% increase in 2025 is due to rises in a majority of these categories when compared to the same time frame last year, particularly an increase in unprovoked assaults from 25 last year to 44 this year, assaults on police, which rose from four last year to 15 this year, and traffic & parking assaults, up from six in 2024 to 10 this year.
- The trend observed during the past couple years of a high percentage of aggravated assaults occurring in Central Sq and on peripheral side streets appears to have continued into 2025. Sixty-seven of the 158 aggravated assaults year-to-date (or 42%) have been reported in Central Square.
- There have been four confirmed shots fired incidents in Cambridge through June 30, 2025. Three have resulted in gunshot wounds (two non-fatal and one homicide) and one resulted in no injuries. (NOTE: A shots fired incident inside the Harvard Square MBTA Station on 4/20/25 occurred on MBTA Police jurisdiction and is not counted in our shooting numbers.) Through the same time period in 2024, there were four shots fired incidents with no injuries and one shooting resulting in non-fatal injuries to two victims.

## Percent Change

Last 4 Weeks

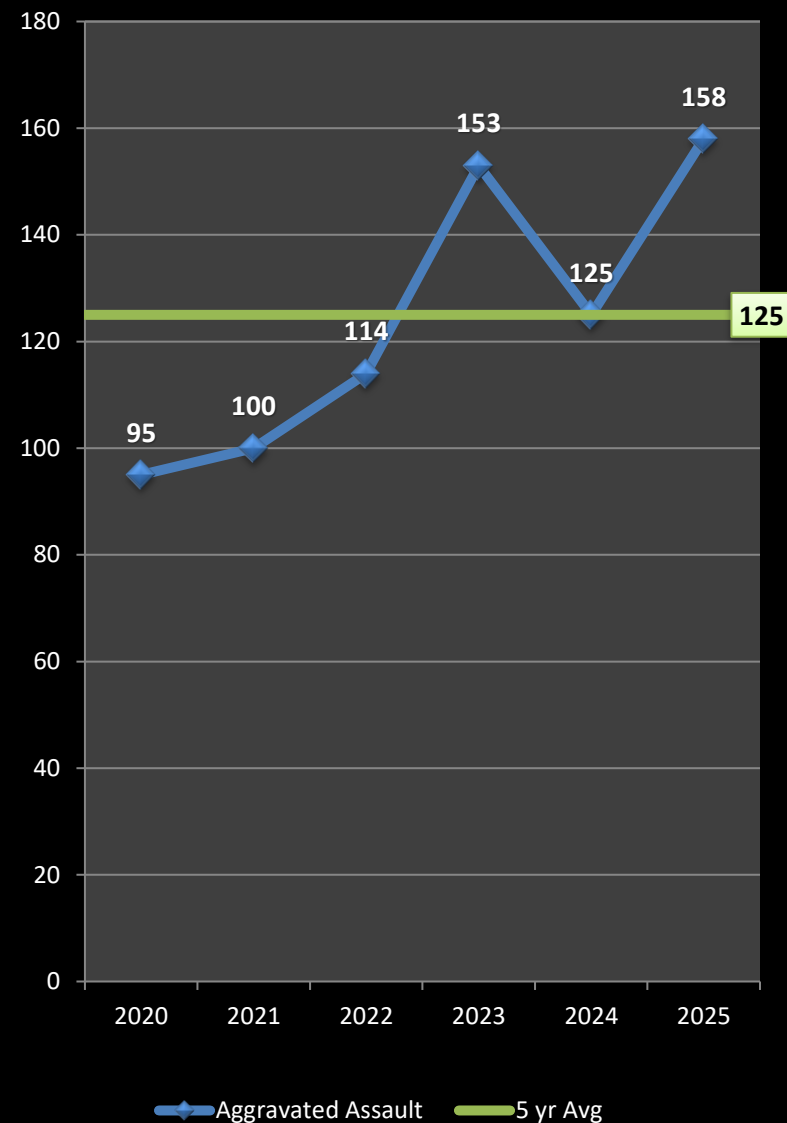
**-18%**

Previous Year

**+26%**

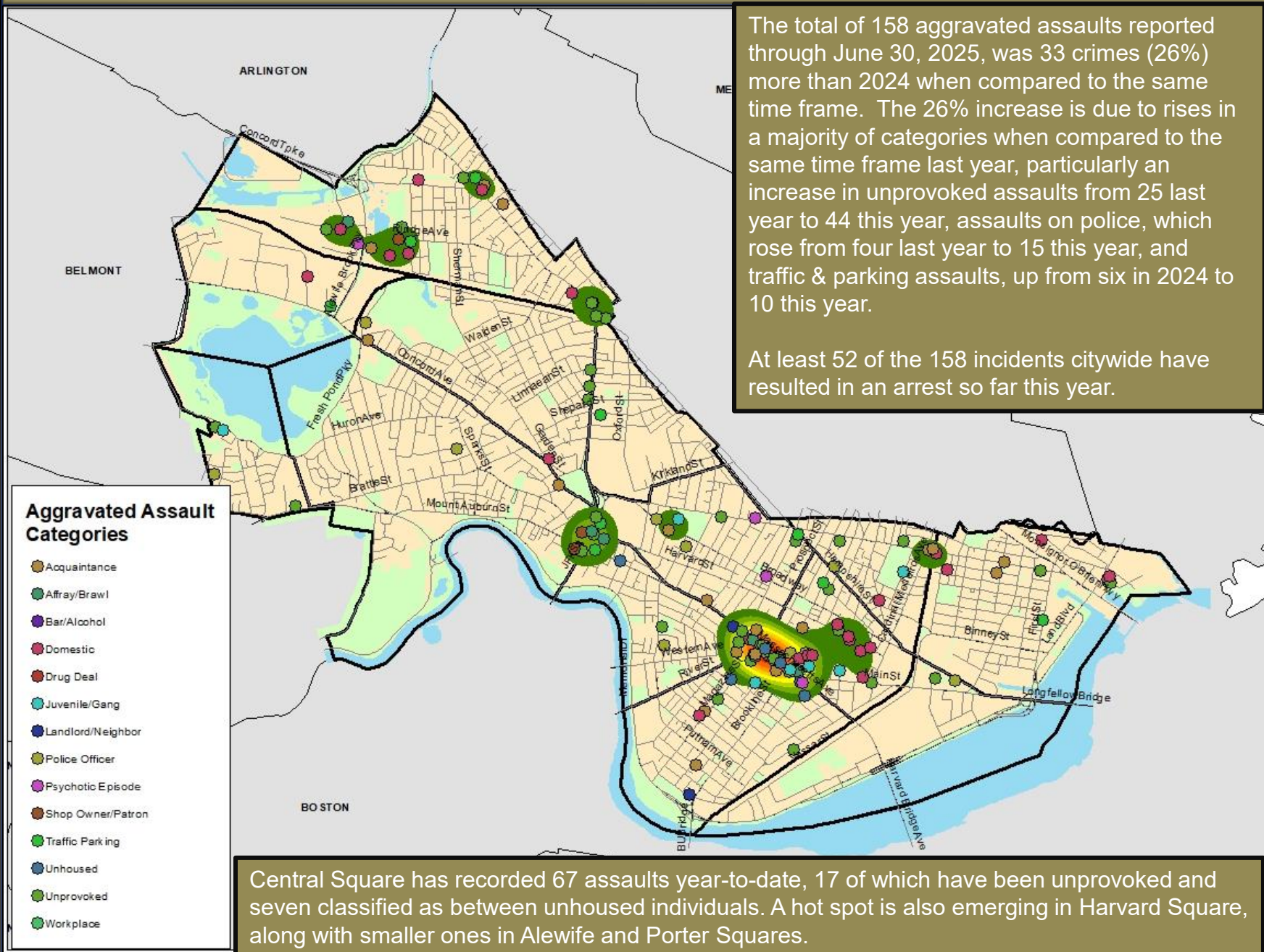
5-Year Average

**+26%**





## Geographic Breakdown of Aggravated Assaults: 1.1.25 – 6.30.25







# Shootings & Shots Fired in Cambridge: 1.1.25 – 6.30.25

**Homicide** on 1/13 at 11:30pm  
0 block of Clifton St  
No ShotSpotter alert. 21-year-old male fatally shot.

There have been four confirmed shots fired incidents in Cambridge through June 30, 2025. Three resulted in gunshot wounds (two non-fatal and one homicide) and one resulted in no injuries. Through the same time period in 2024, there were four shots fired incidents with no injuries and one shooting resulting in non-fatal injuries to two victims.

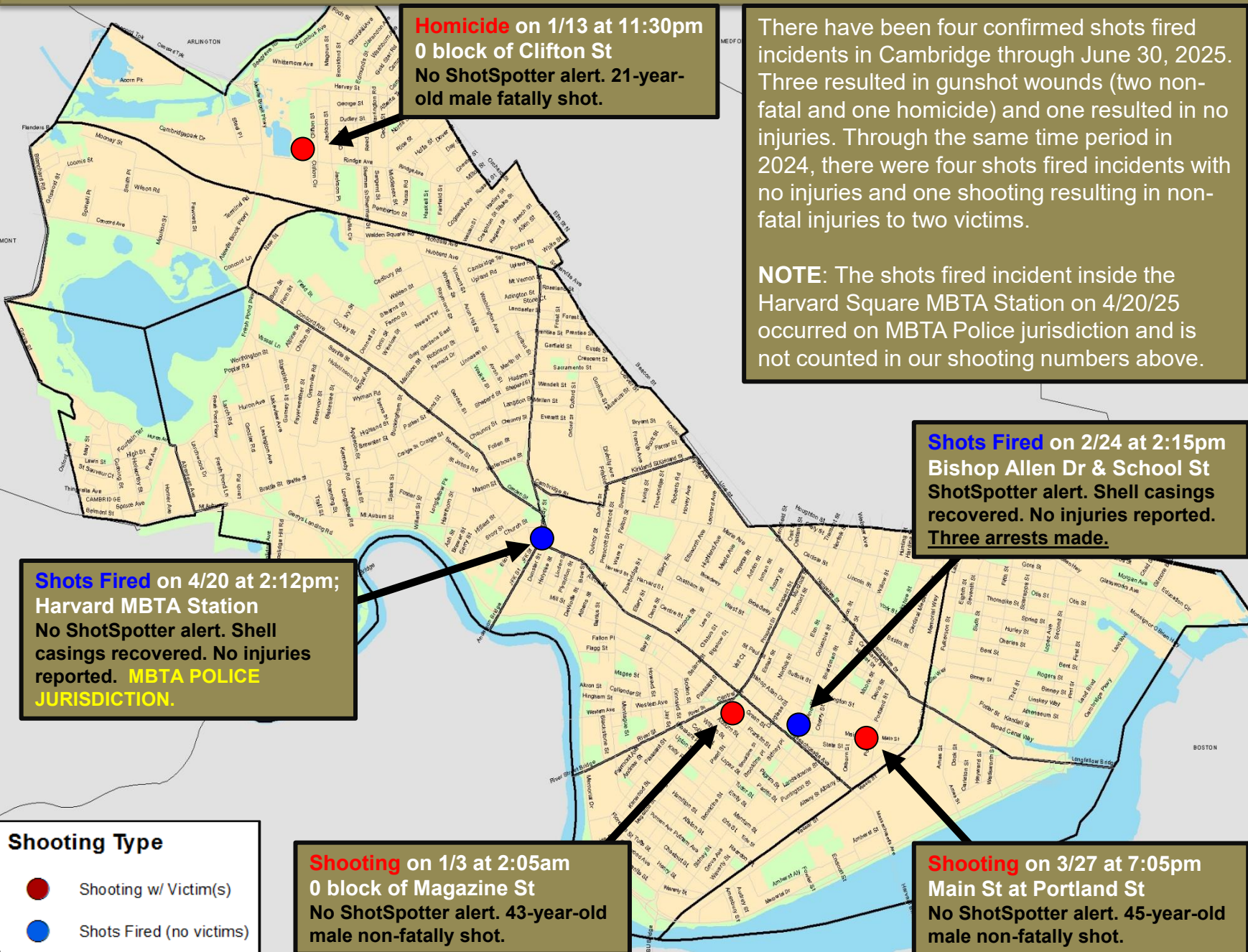
**NOTE:** The shots fired incident inside the Harvard Square MBTA Station on 4/20/25 occurred on MBTA Police jurisdiction and is not counted in our shooting numbers above.

**Shots Fired** on 2/24 at 2:15pm  
Bishop Allen Dr & School St  
ShotSpotter alert. Shell casings recovered. No injuries reported. Three arrests made.

**Shots Fired** on 4/20 at 2:12pm;  
Harvard MBTA Station  
No ShotSpotter alert. Shell casings recovered. No injuries reported. **MBTA POLICE JURISDICTION.**

**Shooting** on 1/3 at 2:05am  
0 block of Magazine St  
No ShotSpotter alert. 43-year-old male non-fatally shot.

**Shooting** on 3/27 at 7:05pm  
Main St at Portland St  
No ShotSpotter alert. 45-year-old male non-fatally shot.



## Shooting Type

- Shooting w/ Victim(s)
- Shots Fired (no victims)



# Robbery

*No Patterns*

- The five-year average for overall robbery in Cambridge for the first half of the year is 49 incidents. Through June 30 of 2025, 35 robberies were recorded, which translates to a 29% decrease below the projected total and a 24% drop below the 46 robberies counted for the same time in 2024.
- There have been ten commercial robberies reported year-to-date in 2025. This total is even with the ten robberies reported through June 30 of 2024 and is down two (17%) below the five-year average of 12. Eight of the ten have involved shoplifting incidents at department stores and convenience stores across the city that escalated into robberies.
- There have been 25 street robberies reported year-to-date in 2025. This total is down 11 incidents (31%) from both the 36 reported through this time in 2024 and the five-year average of 36. There are no street robbery patterns at the present time.
- Nineteen of the 25 street robberies reported thus far in 2025 have taken place in Central Square. This is similar to a trend seen in this area that began in 2021 and continued throughout all of 2022 and much of 2023 and 2024. Multiple incidents in this area have involved unhoused individuals as victims and/or suspects.

## Percent Change

Last 4 Weeks

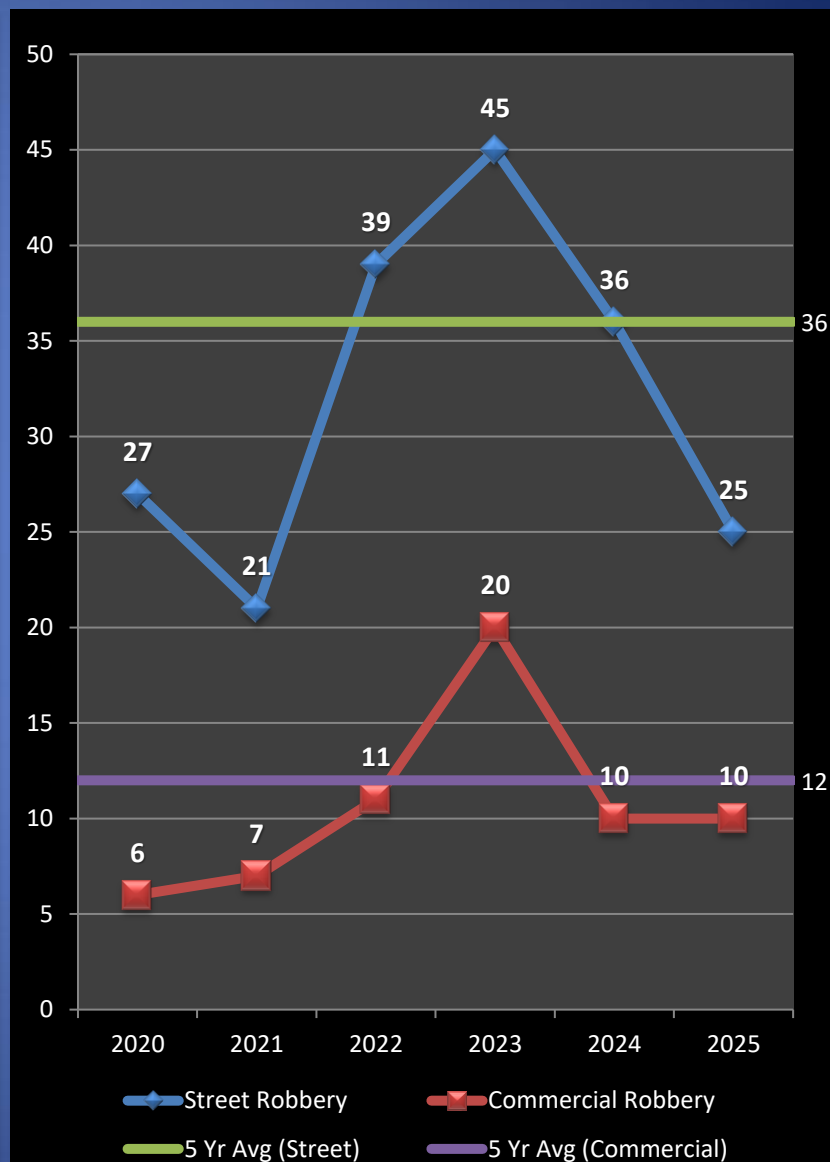
**-29%**

Previous Year

**-24%**

5-Year Average

**-29%**

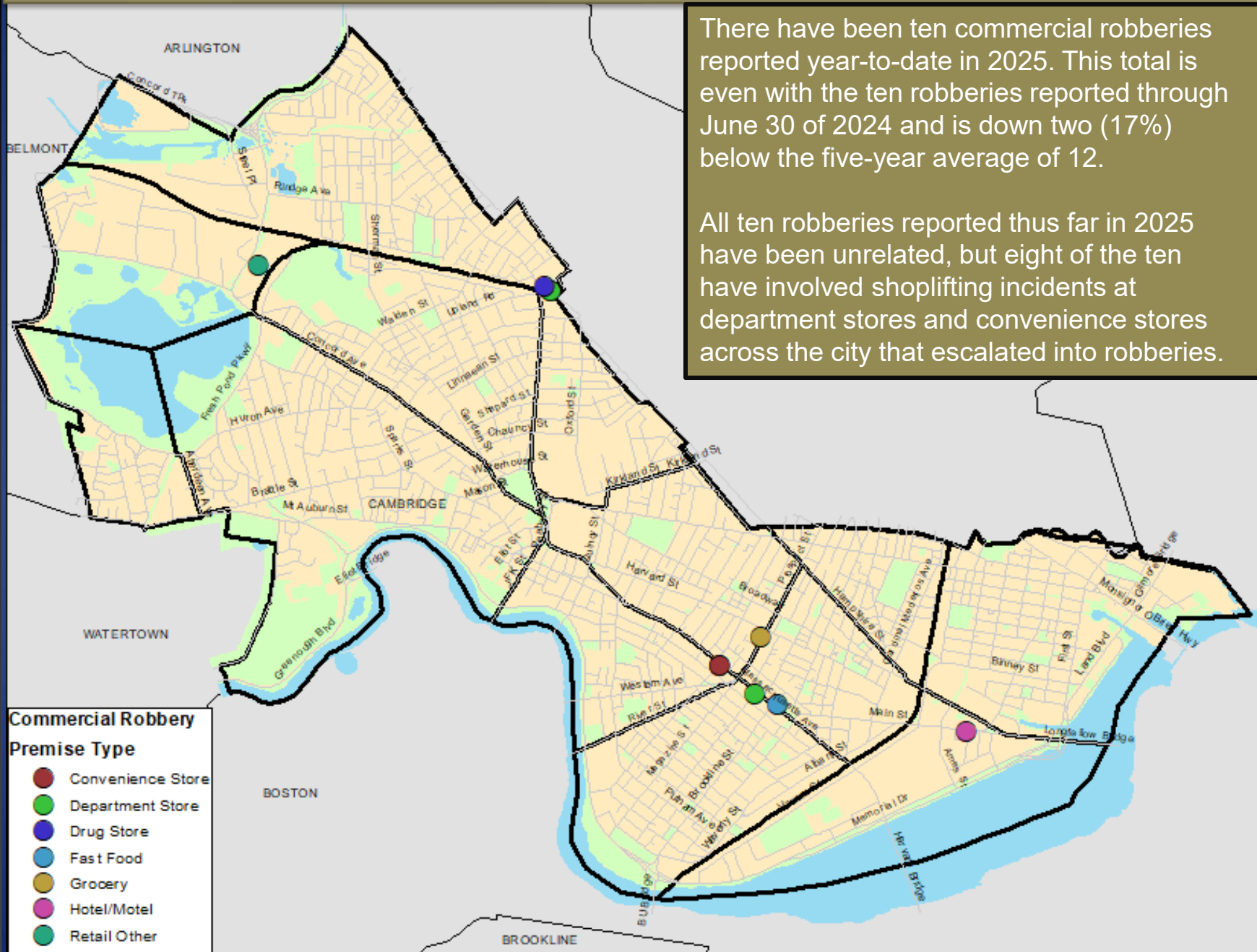




# Geographic Breakdown of Commercial Robberies: 1.1.25 – 6.30.25

There have been ten commercial robberies reported year-to-date in 2025. This total is even with the ten robberies reported through June 30 of 2024 and is down two (17%) below the five-year average of 12.

All ten robberies reported thus far in 2025 have been unrelated, but eight of the ten have involved shoplifting incidents at department stores and convenience stores across the city that escalated into robberies.



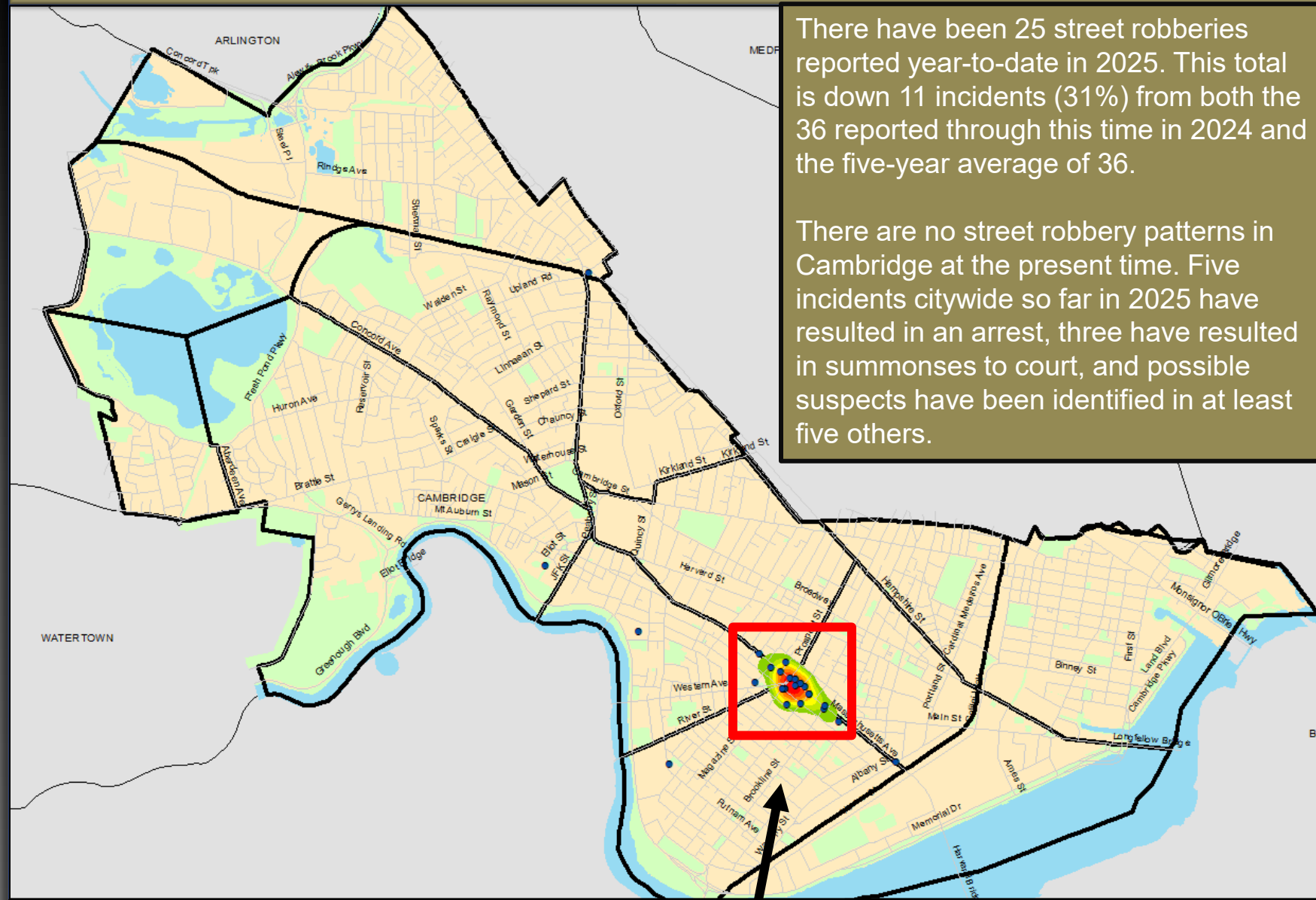




# Geographic Breakdown of Street Robberies: 1.1.25 – 6.30.25

Cambridge Police BridgeStat

June 2025



There have been 25 street robberies reported year-to-date in 2025. This total is down 11 incidents (31%) from both the 36 reported through this time in 2024 and the five-year average of 36.

There are no street robbery patterns in Cambridge at the present time. Five incidents citywide so far in 2025 have resulted in an arrest, three have resulted in summonses to court, and possible suspects have been identified in at least five others.

Nineteen of the 25 street robberies reported thus far in 2025 have take place in Central Square. This is similar to a trend seen in this area that began in 2021 and continued throughout all of 2022 and much of 2023 and 2024. Multiple incidents in this area have involved unhoused individuals as victims and/or suspects.





# Burglary

*No Patterns*

- The property index crime of burglary, the combination of residential and commercial breaks, recorded a decrease of 15% through June 30<sup>th</sup> of 2025 when compared to the 127 incidents reported during the first half of 2024. Similarly, the total of 108 burglary incidents reported thus far in 2025 is down 9% when compared with the five-year average of 119.
- Housebreaks during the first six months of the year decreased by 36 incidents (-37%) from 97 in 2024 to 61 in 2025. Housebreaks are also 29% below the five-year average of 86. No housebreak patterns have emerged anywhere in the city so far this year. Of the 61 housebreaks that occurred in the first six months of 2025, Riverside recorded the most citywide with 10 incidents – three in each of the first two months, and four in March, with none reported since.
- Conversely, commercial breaks are up 57% this year, rising from 30 incidents in the first six months of 2024 to 47 in 2025.
- Earlier in the year, a few breaks were reported in Cambridge that were possibly part of a regional pattern of commercial breaks targeting cash registers. That pattern ended with an arrest on 3/13. There was also one break into a vape shop in March, a trend that has been seen regionally as well.

June  
2025

## Percent Change

Last 4 Weeks

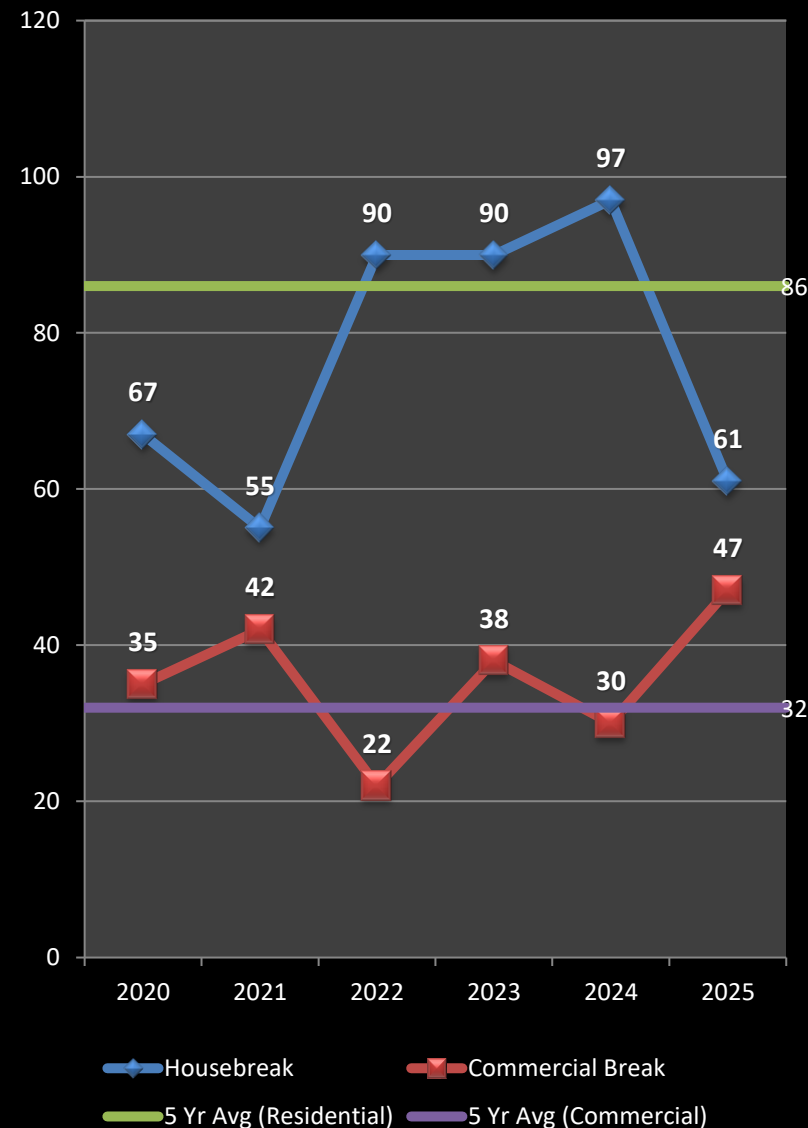
**-22%**

Previous Year

**-15%**

5-Year Average

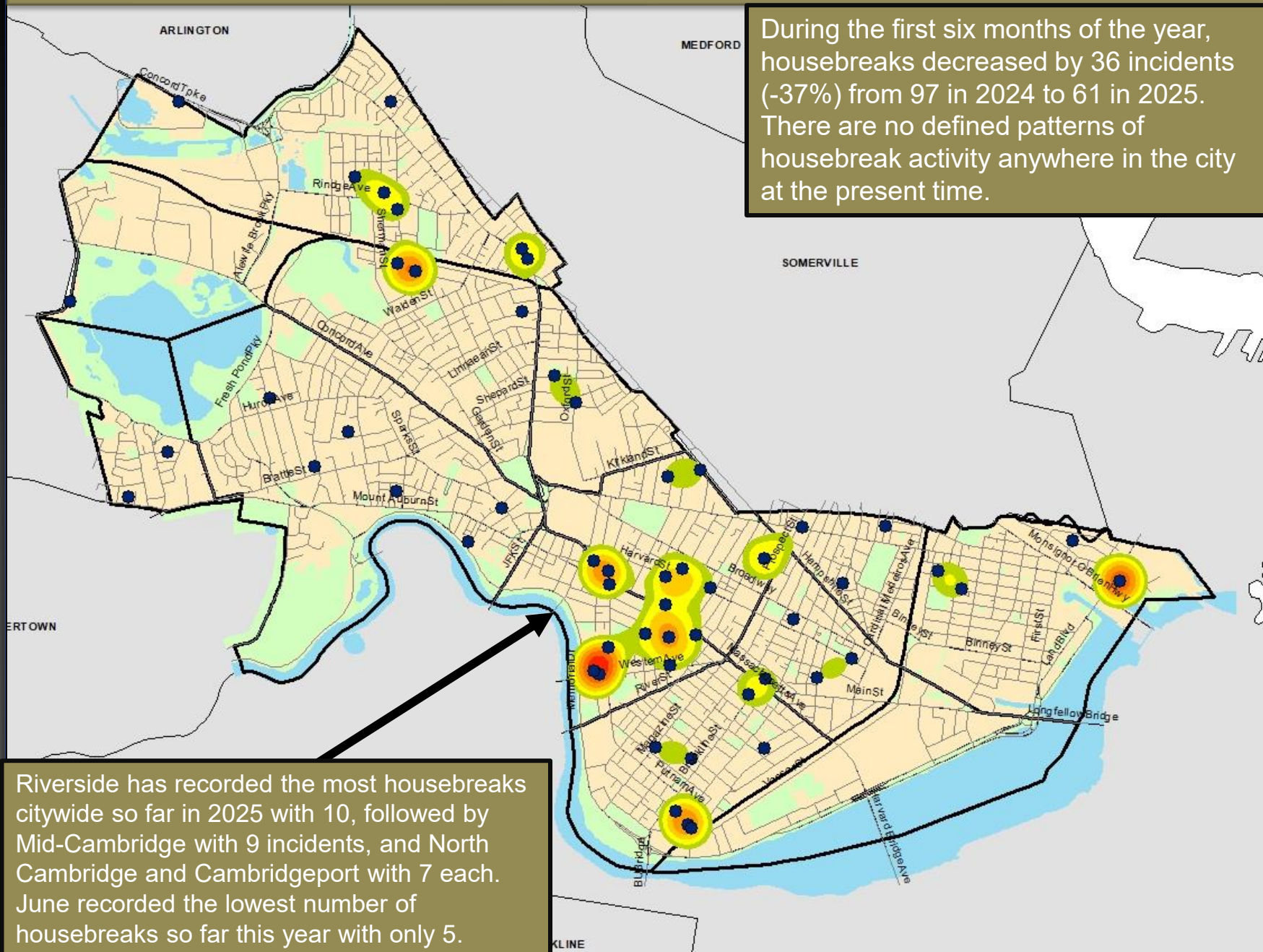
**-9%**





## Geographic Breakdown of Housebreaks: 1.1.25 – 6.30.25

During the first six months of the year, housebreaks decreased by 36 incidents (-37%) from 97 in 2024 to 61 in 2025. There are no defined patterns of housebreak activity anywhere in the city at the present time.

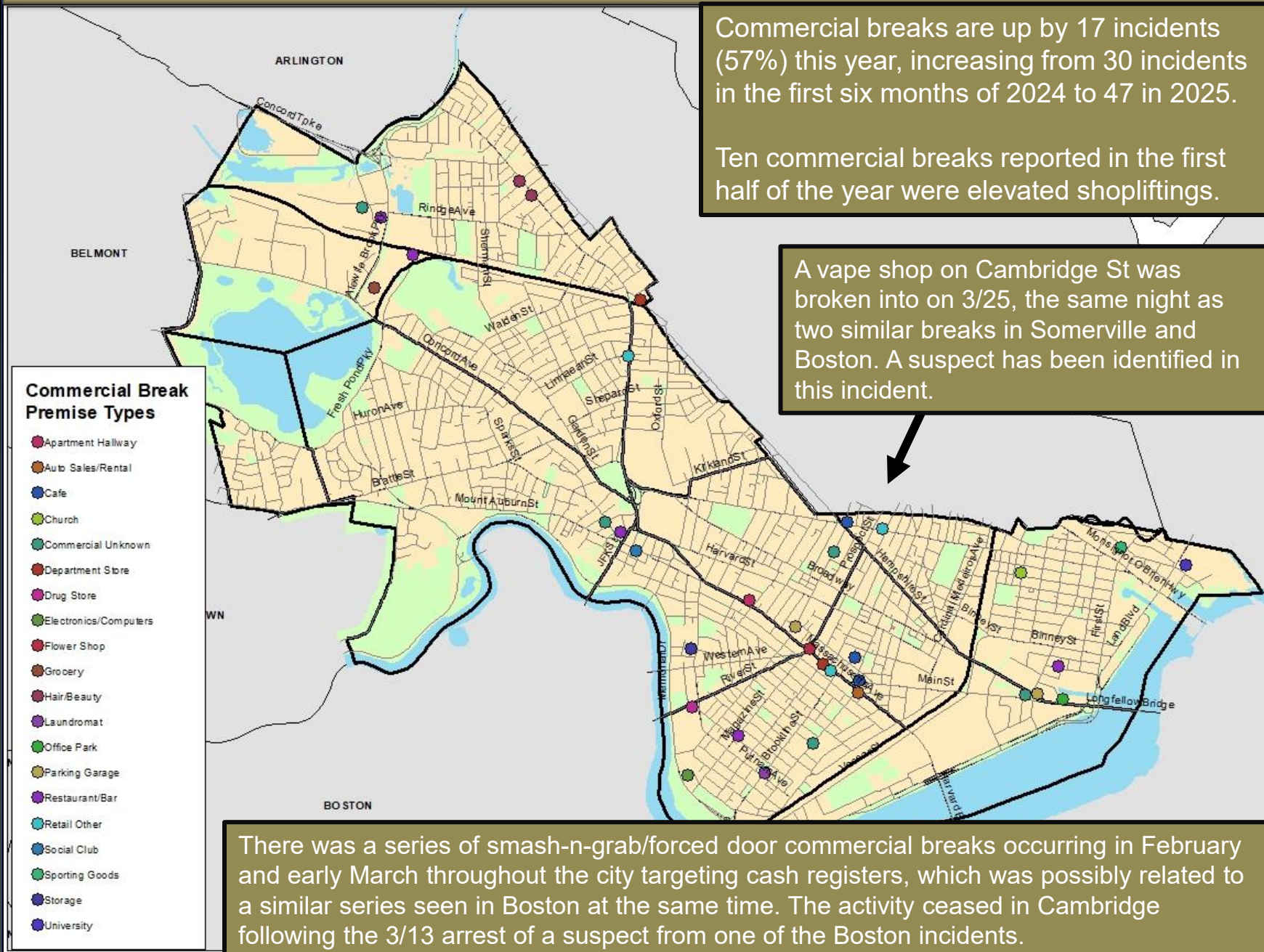


Riverside has recorded the most housebreaks citywide so far in 2025 with 10, followed by Mid-Cambridge with 9 incidents, and North Cambridge and Cambridgeport with 7 each. June recorded the lowest number of housebreaks so far this year with only 5.





# Geographic Breakdown of Commercial Breaks: 1.1.25 – 6.30.25





# LARCENY

## No Patterns

- Preliminary stats indicate that overall larceny through June 30<sup>th</sup> of 2025 registered at 1,318 incidents, 14% above the same time in 2024. The total of 1,318 larcenies reported in 2025 is also 28% above the five-year average of 1,030 incidents.
- The larceny from motor vehicle total through June 30<sup>th</sup>, 2025, is 142 incidents, 13% (16 incidents) above the same time frame in 2024. However, this total is still 16% below the five-year average of 170 incidents.
- Through June 30<sup>th</sup>, 2025, there were 37 larcenies from the person reported in Cambridge, which is 8% (3 incidents) below the same time frame in 2024. Thirteen of the 37 incidents reported thus far in 2025 took place in Central Square. Harvard Square saw the second most with eight incidents.
- There were 85 larcenies from buildings reported in the first six months of 2025. This total is 22 incidents (21%) below 2024 and is 15 incidents (15%) below the five-year average of 100. There are no defined patterns of this crime type in the city at this time.
- Larcenies from residences are up 26 incidents (13%) in 2025 when compared with 2024. Package thefts have made up the majority of this crime type in recent years due to the increased volume of deliveries that began during the pandemic and have continued ever since. Package thefts have accounted for 150 of the 222 larcenies from residences (68%) so far this year.
- There have been 175 larcenies of bicycles reported so far in 2025. This total is 20 incidents (10%) below the 2024 total through June 30<sup>th</sup> and is 44 incidents (20%) below the five-year average of 219. The top neighborhoods for bike thefts so far in 2025 are North Cambridge and Mid-Cambridge with 37 and 23 incidents, respectively.

### Percent Change

Last 4 Weeks

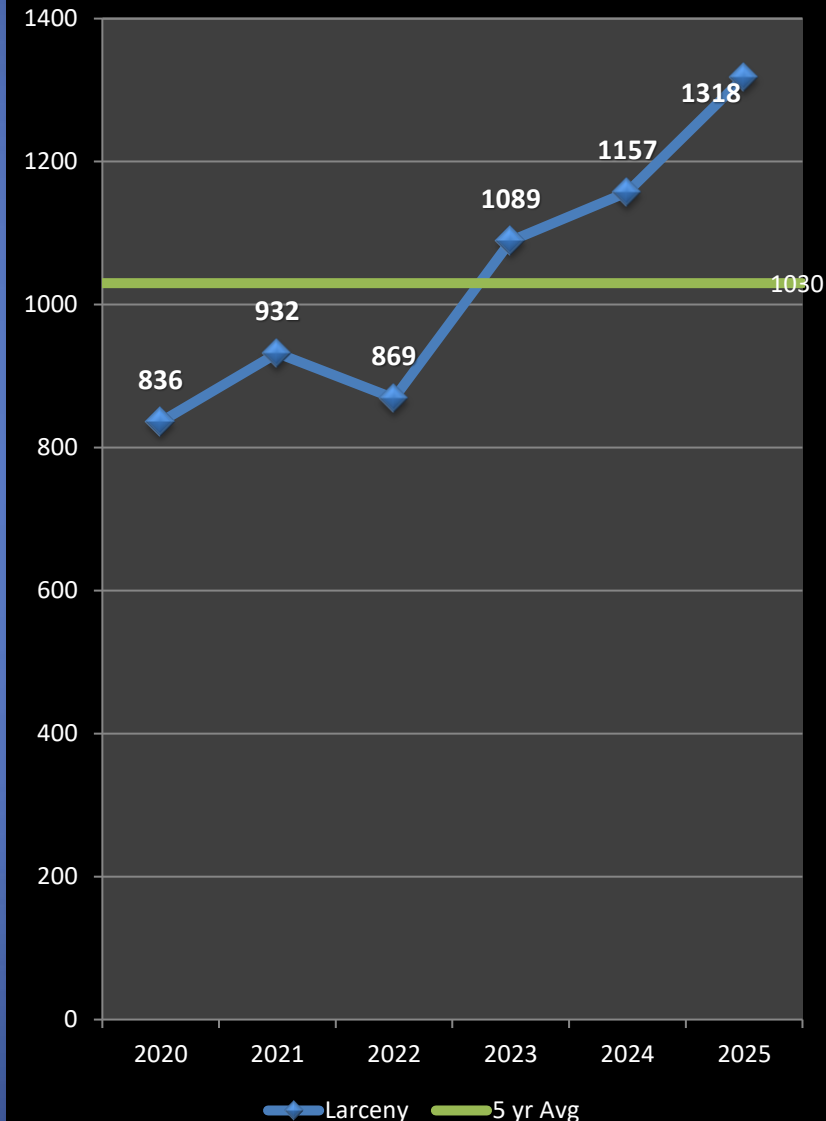
+3%

Previous Year

+14%

5-Year Average

+28%







# LARCENY From MV

*No Patterns*

- The larceny from motor vehicle total through June 30<sup>th</sup>, 2025, is 142 incidents, which is 13% (16 incidents) above the same time frame in 2024. Conversely, the 142 thefts from vehicles reported so far indicate a decrease of 28 incidents (16%) below the 170 car breaks forecasted through June 30<sup>th</sup>.
- The neighborhoods with the most larcenies from motor vehicles for the first half of 2025 are North Cambridge with 27 incidents, followed by Mid-Cambridge with 26, Cambridgeport with 17, and Riverside, Peabody, and The Port, each with 14 incidents.
- Comparing the last four weeks (June) to the previous four (May), there was an 18% decrease in larcenies from motor vehicles, with six fewer incidents reported.
- Of the 142 incidents reported so far in 2025, 67 vehicles (47%) were entered via unlocked doors and 61 vehicles (43%) were entered by unknown means.

## Percent Change

Last 4 Weeks

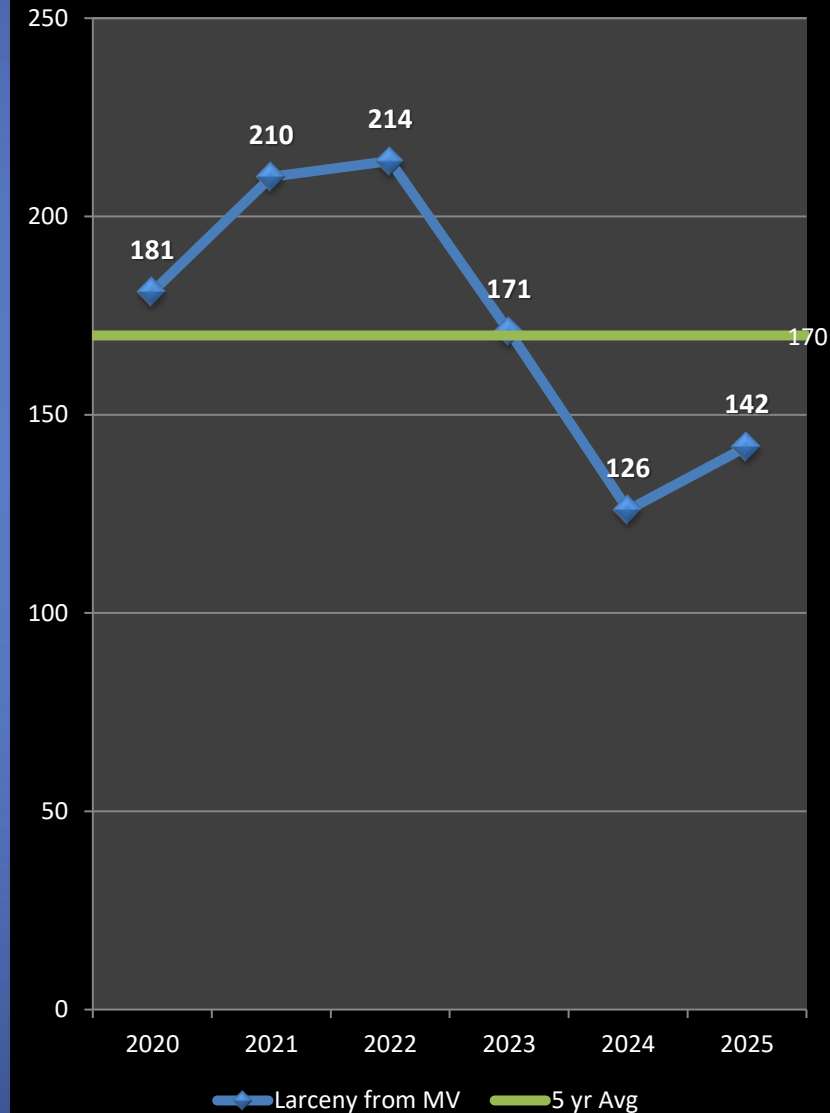
**-18%**

Previous Year

**+13%**

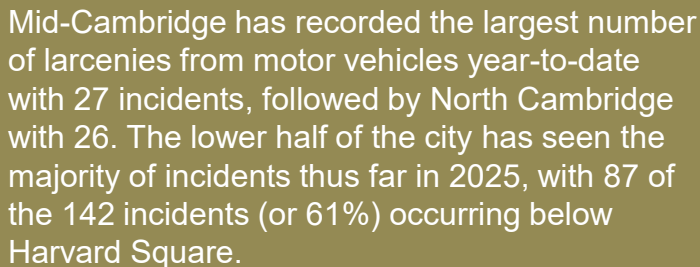
5-Year Average

**-16%**





**June  
2025**





# LARCENY *from Person*

## *No Patterns*

- Larceny from the person through June 30<sup>th</sup>, 2025, saw an 8% decrease in the number of recorded incidents when compared to the same time frame in 2024 and was eight incidents (18%) below the projected total of 45 incidents.
- Thirteen of the 37 incidents reported thus far in 2025 took place in Central Square. The other incidents took place throughout the city, with Harvard Square recording eight incidents, Galleria/East Cambridge with seven incidents, Alewife/West Cambridge with four, Porter Square and Bay Square with 2 each, and 1500-1900 Mass. Ave with one incident.
- There have been nine instances in 2025 where an individual has been dining and later noticed their property stolen. Central Square and Harvard Square each had four incidents of this type. Citywide, grab-and-run situations have accounted for eight of the 37 larcenies from person, and pocket-picking has accounted for six incidents.

### Percent Change

Last 4 Weeks

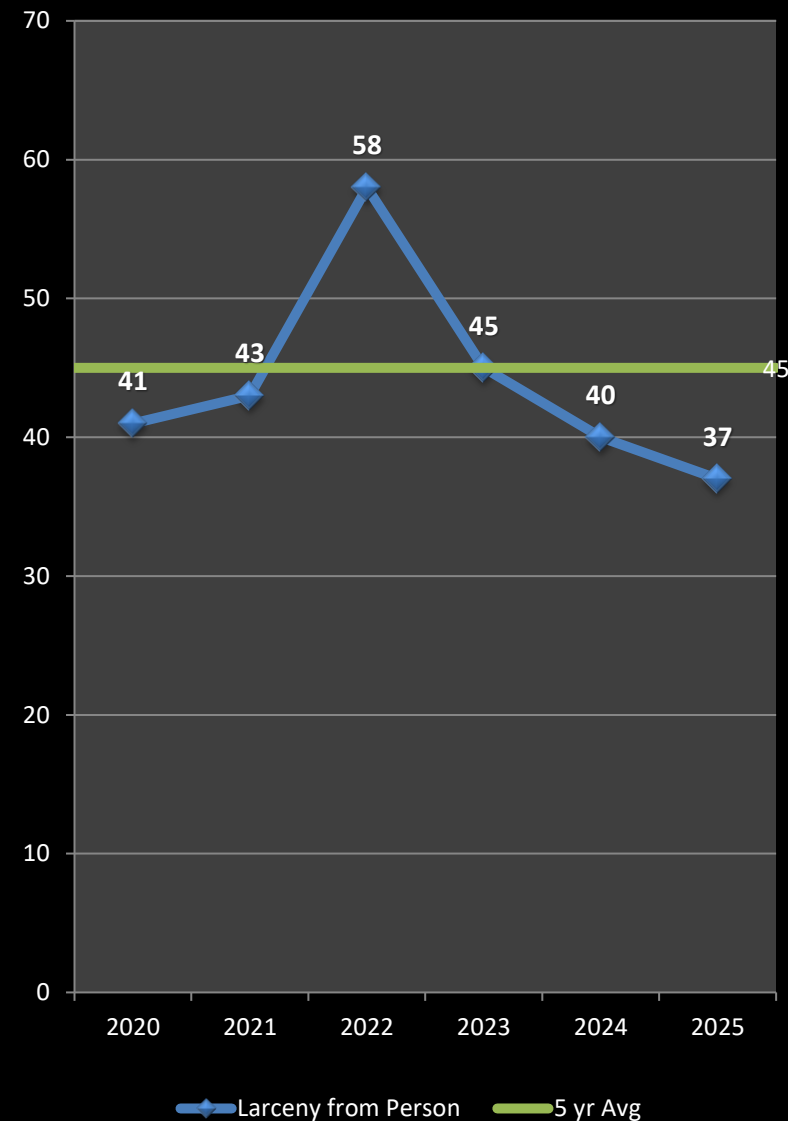
**-0%**

Previous Year

**-8%**

5-Year Average

**-18%**







# LARCENY of Bicycle

## No Patterns

- There have been 175 bicycle thefts reported citywide so far in 2025, down 10% from the 195 reported during the same time frame in 2024. The 2025 total is also registering at 20% (44 incidents) below the five-year average of 219.
- The most recent four weeks (June) saw a 17% increase in bike thefts when compared with the previous four weeks (May), with six more thefts reported in June. We expect these monthly totals to continue to remain high throughout the summer months.
- 90 bike thefts (or 51% of all citywide thefts year-to-date) have occurred south/east of Harvard Square.
- Of the 175 bike thefts reported in 2025, 138 (79%) were reportedly locked at the time of the theft.

### Top Neighborhoods for Bike Theft in 2025:

Neighborhood	YTD Total	% Citywide
North Cambridge	37	21%
Mid-Cambridge	23	13%
Cambridgeport	18	10%
East Cambridge	17	10%
Riverside	16	9%

### Percent Change

Last 4 Weeks

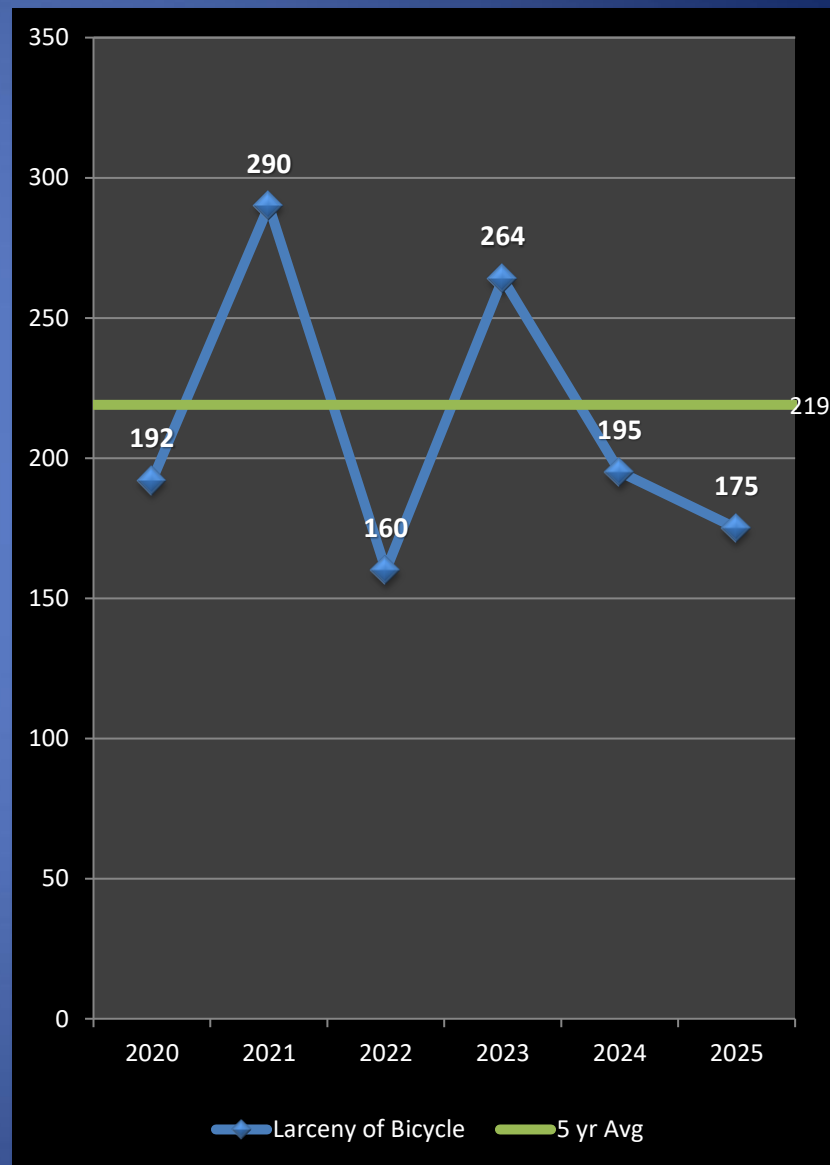
+17%

Previous Year

-10%

5-Year Average

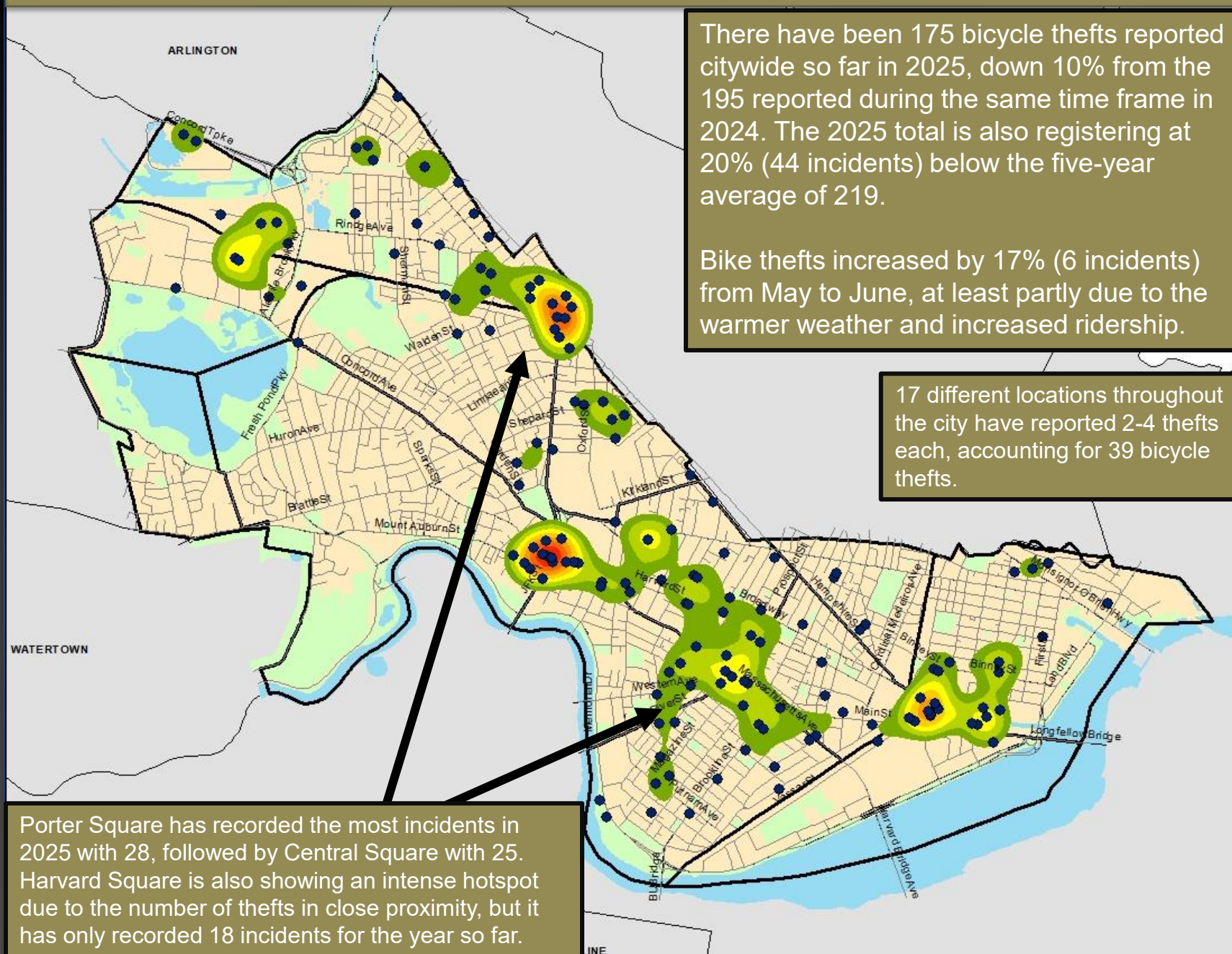
-20%





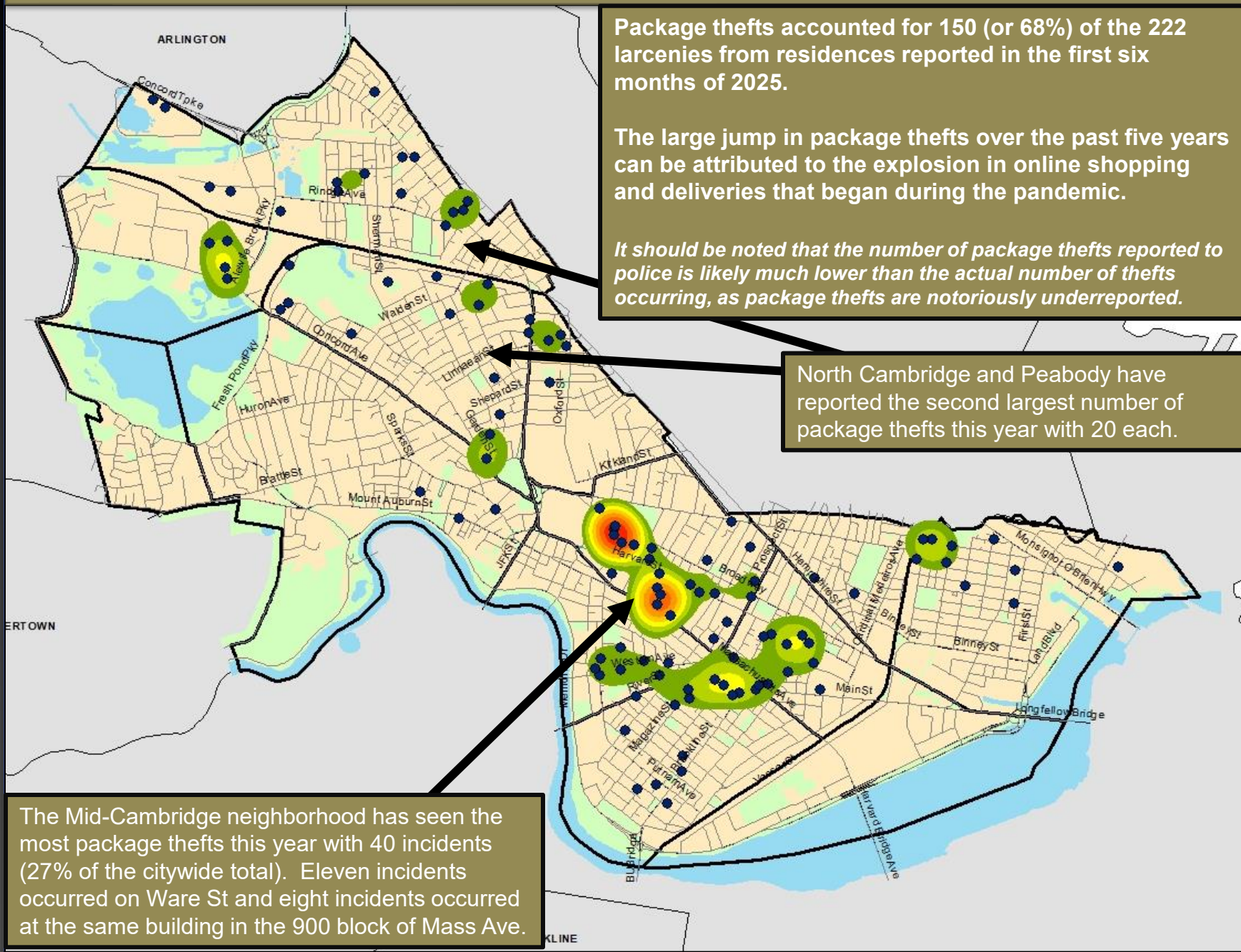


## Geographic Breakdown of Bicycle Thefts: 1.1.25 – 6.30.25





# Geographic Breakdown of Package Thefts: 1.1.25 – 6.30.25



Package thefts accounted for 150 (or 68%) of the 222 larcenies from residences reported in the first six months of 2025.

The large jump in package thefts over the past five years can be attributed to the explosion in online shopping and deliveries that began during the pandemic.

*It should be noted that the number of package thefts reported to police is likely much lower than the actual number of thefts occurring, as package thefts are notoriously underreported.*

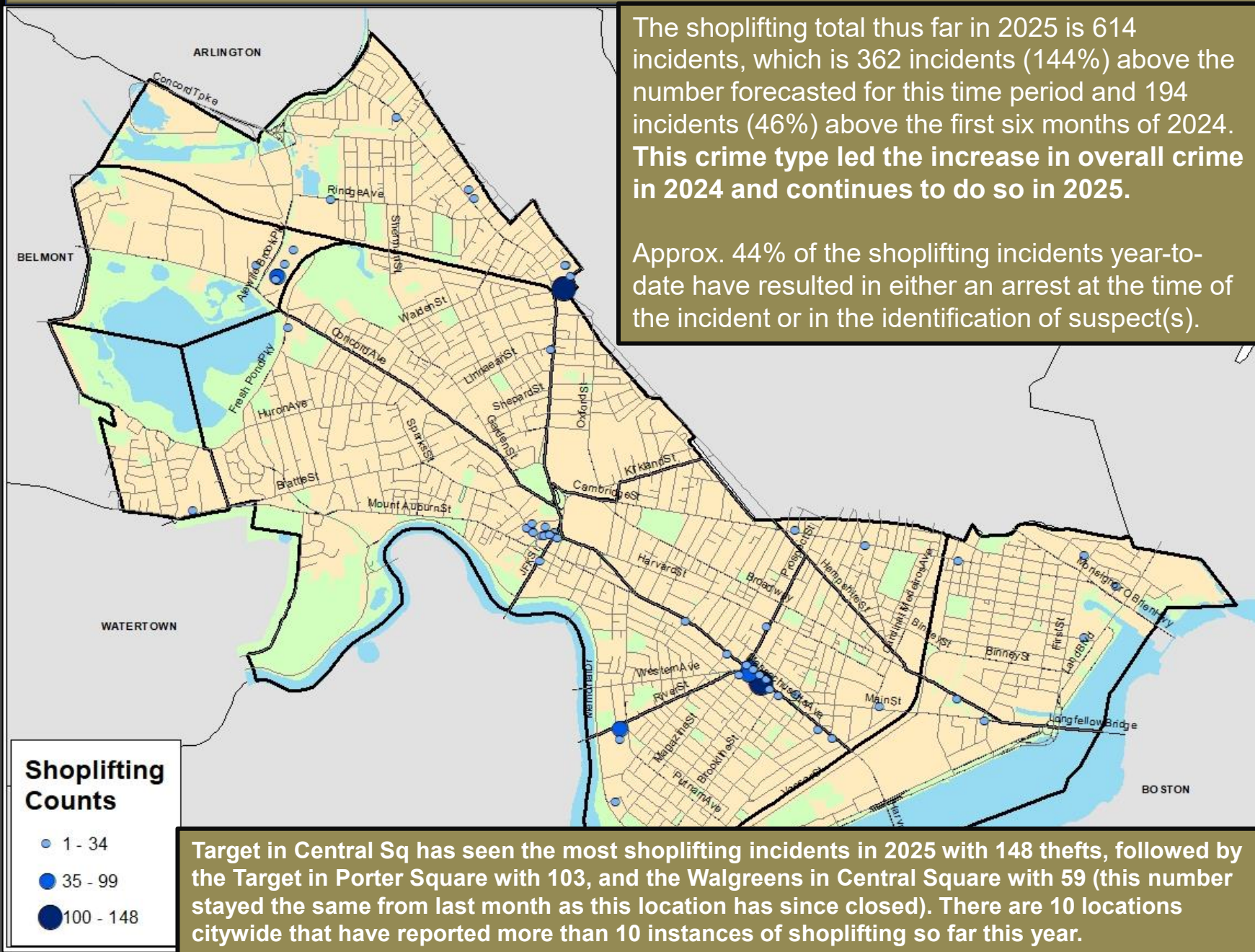
North Cambridge and Peabody have reported the second largest number of package thefts this year with 20 each.

The Mid-Cambridge neighborhood has seen the most package thefts this year with 40 incidents (27% of the citywide total). Eleven incidents occurred on Ware St and eight incidents occurred at the same building in the 900 block of Mass Ave.





# Geographic Breakdown of Shoplifting: 1.1.25 – 6.30.25





# AUTO THEFT

*No Patterns*

- The five-year weighted average for auto theft for the first six months of the year is 59, and with 39 reported so far in 2025, Cambridge has experienced a decrease of 34% below the expected total. Auto thefts have also decreased 33% (19 incidents) when compared with the same time period in 2024.
- The most recent four weeks (June) saw an increase of four incidents (100%) above the previous four weeks (May).
- The neighborhood breakdown for auto theft totals in 2025 is as follows: West Cambridge and Cambridgeport – 7 each; The Port – 5; East Cambridge and North Cambridge - 4 each; Peabody, Riverside and Mid-Cambridge – 3 each; Inman/Harrington – 2; The Highlands – 1.
- 11 of the 39 auto thefts reported so far this year involved a situation where the operator left the vehicle unlocked and/or running in order to deliver a package or grab food. When the victim returned, the vehicle was gone.
- 10 of the 39 motor vehicles stolen thus far in 2025 have been recovered to date, with one involving an arrest at the time of the recovery.

## Percent Change

Last 4 Weeks

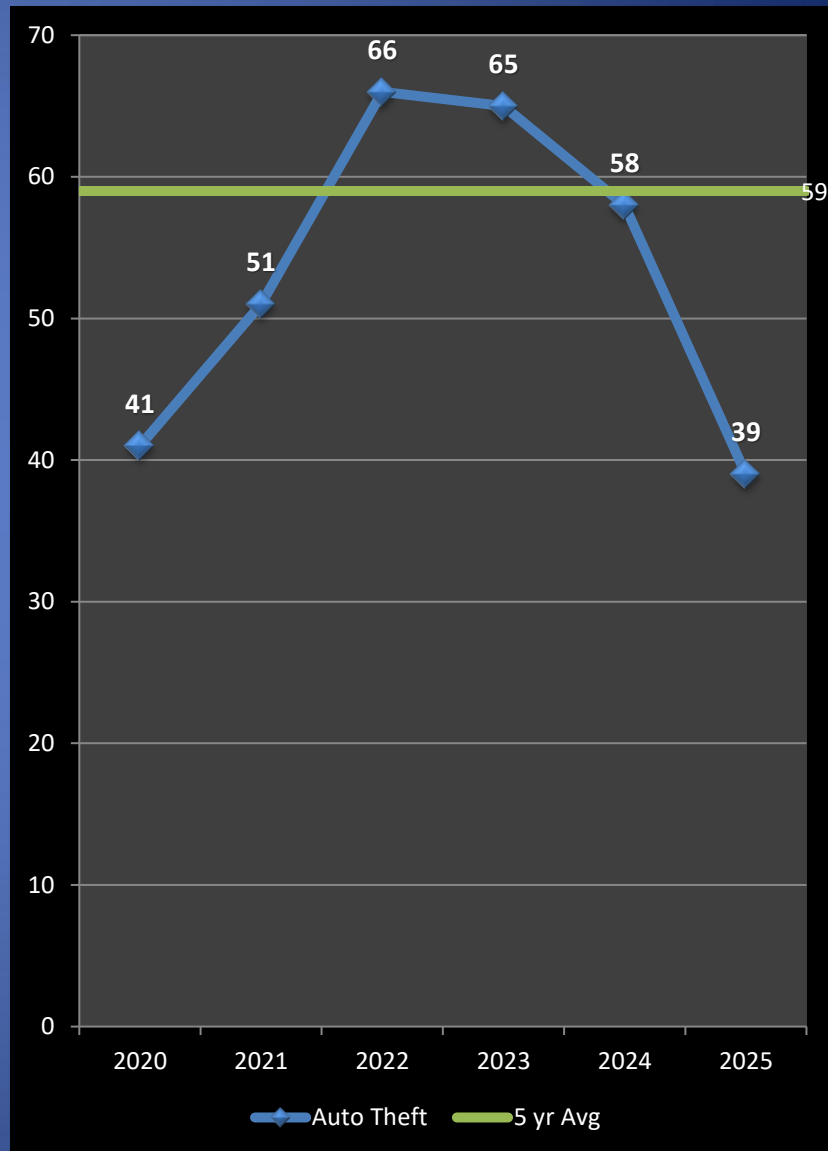
**+100%**

Previous Year

**-33%**

5-Year Average

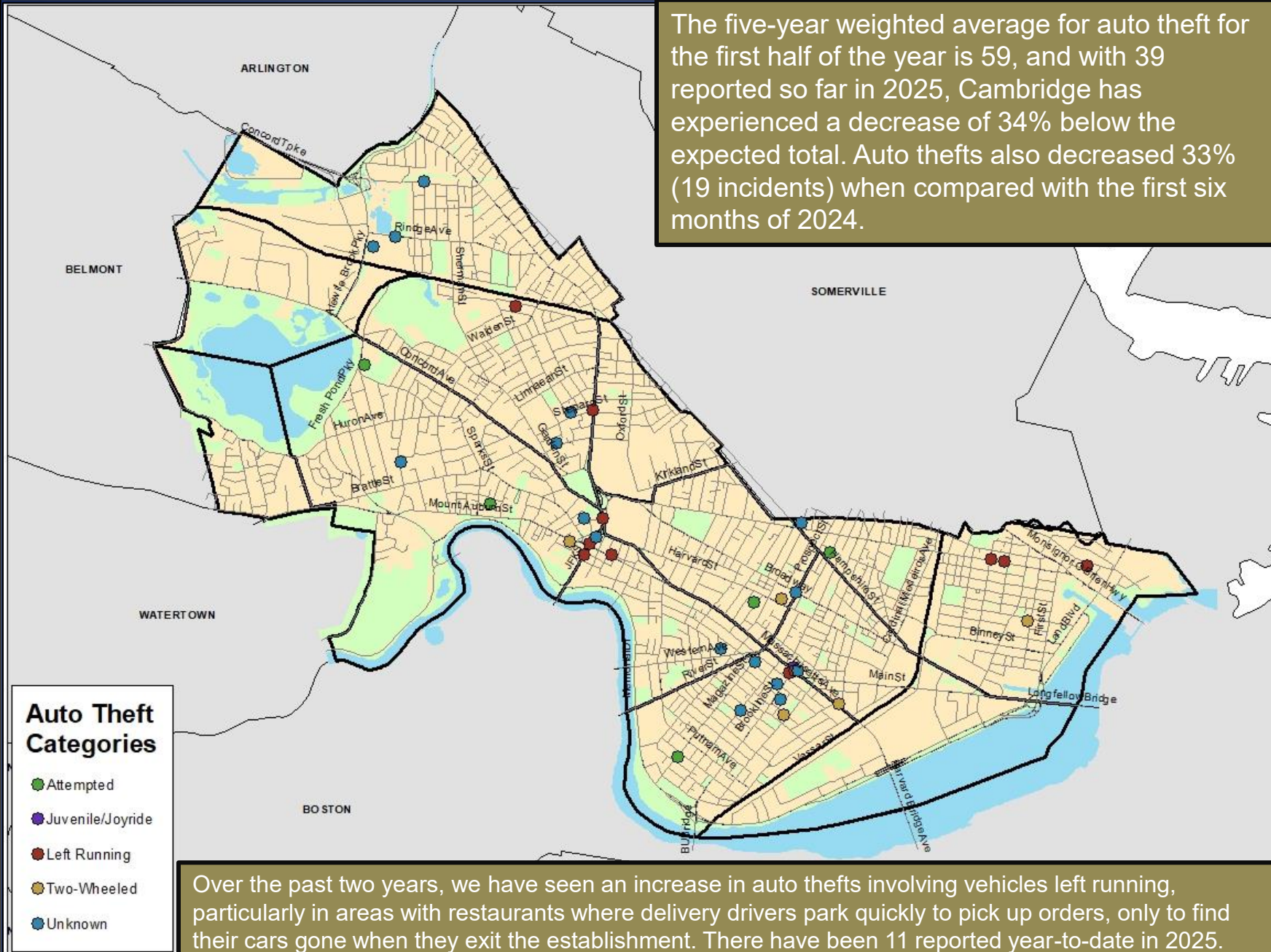
**-34%**







# Geographic Breakdown of Auto Thefts: 1.1.25 – 6.30.25





# Help Prevent Crime

*And keep yourself informed!*

## To receive information from the CPD:

- Sign up with for the **Cambridge Alert Network**, to receive alerts about emerging crime patterns, neighborhood meetings, and crime prevention tips, by visiting [www.CambridgeMa.gov/AlertNetwork](http://www.CambridgeMa.gov/AlertNetwork).
- “Like” the Cambridge Police Department on Facebook at [www.facebook.com/CambridgePolice](http://www.facebook.com/CambridgePolice)
- Follow [@CambridgePolice](https://twitter.com/CambridgePolice) on Twitter.
- Visit our website at [www.CambridgePolice.org](http://www.CambridgePolice.org) for valuable information and reports including the Daily Log and BridgeStat, which is published on the first Friday of every month.
- Download our “MyPD” smartphone app at [www.CambridgePolice.org/MyPD](http://www.CambridgePolice.org/MyPD).

## To Share Information with the CPD:

- Call our Non-Emergency Telephone Number at **617-349-3300**.
  - Every call for service generates a police response, so help drive our resources by reporting things that seem suspicious or out of the ordinary.
- Send an Anonymous TEXT-A-TIP:
  - Send an ANONYMOUS text message to **Tip411 (847411)**. Begin your message with Tip650 and then type your message. You will receive a response from the Cambridge Police with the option to continue communicating. Please remember that this is not a replacement for 9-1-1. **If you witness an emergency situation, please call 9-1-1 immediately.**
- Send an Anonymous Crime Tip E-Mail at [www.CambridgePolice.org/Tips](http://www.CambridgePolice.org/Tips)