



# Cambridge Police Department BridgeStat

March 2025

Produced by the Crime Analysis Unit



# Part I Total Crime

An analysis of the serious crime statistics for the first quarter of 2025 points to a significant increase of 25% in the Part One index total for Cambridge when compared with 2024. During the first three months of the year, there were 829 serious crimes reported in the City. For the same time period in 2024, the combined total for Murder, Rape, Robbery, Aggravated Assault, Burglary, Larceny & Auto theft was 665 incidents. When measured against the five-year average, a 35% rise in the crime index has been registered.

Further analysis of the crime totals through March of 2025 indicates that violent crimes recorded a 38% increase when compared with last year. There was one homicide, six rapes, 16 robberies, and 79 aggravated assaults recorded from the beginning of the year through March 31, 2025.

The numbers indicate that property crimes rose 23% during the start of 2025 with an additional 136 crimes reported over the 2024 total. The 80% increase in shoplifting during the beginning of 2025 is the key trend indicator that has driven the upward curve in the property crime index.

When analyzing the serious crime totals of March 2025 versus the previous month of February 2025, there was a decrease of 12% in the number of index incidents, with 32 fewer crimes reported.

	4 Week Snapshot			Year to Date			Five Year	
	2/4/25 - 3/3/25	3/4/25 - 3/31/25	Change	2024	2025	Change	Avg	Change
Total Violent Crime	31	26	-16%	74	102	38%	79	29%
Total Property Crime	247	220	-11%	591	727	23%	537	35%
Total Part I Crime	278	246	-12%	665	829	25%	615	35%



# Part I Property Crime

Analysis of property crime totals for the first quarter of 2025 reveals a 23% increase when measured against the 2024 total for the same time frame and a 35% rise above the five-year average of 537.

A few of the property crime categories recorded decreases when measured against the first quarter of 2024, including a 43% decrease in housebreaks. However, those that saw increases were key to the 23% increase in the property crime total thus far into 2025. Most notably, an 80% jump in shopliftings (up 153 incidents) is driving the overall rise.

	4 Week Snapshot				Year to Date			Five Year	
	2/4/25 - 3/3/25	3/4/25 - 3/31/25	Change		2024	2025	Change	Avg	Change
<b>Burglary</b>	<b>16</b>	<b>17</b>	<b>6%</b>		<b>72</b>	<b>57</b>	<b>-21%</b>	<b>61</b>	<b>-7%</b>
Commercial Break	6	5	-17%		11	22	100%	12	83%
Housebreak	10	12	20%		61	35	-43%	49	-29%
<b>Larceny</b>	<b>220</b>	<b>199</b>	<b>-10%</b>		<b>503</b>	<b>650</b>	<b>29%</b>	<b>455</b>	<b>43%</b>
Larceny (Misc)	5	4	-20%		15	13	-13%	15	-13%
Larceny from Building	17	13	-24%		45	47	4%	49	-4%
Larceny from MV	25	26	4%		66	65	-2%	84	-23%
Larceny from Person	9	2	-78%		22	18	-18%	21	-14%
Larceny from Residence	38	29	-24%		103	90	-13%	92	-2%
Larceny of Bicycle	12	30	150%		51	66	29%	63	5%
Larceny of Plate	1	1	0%		8	4	-50%	8	-50%
Larceny of Services	0	2	IN-CALC		2	3	50%	4	-25%
Shoplifting	113	92	-19%		191	344	80%	120	187%
<b>Auto Theft</b>	<b>11</b>	<b>4</b>	<b>-64%</b>		<b>16</b>	<b>20</b>	<b>25%</b>	<b>21</b>	<b>-5%</b>
<b>Total Property Crime</b>	<b>247</b>	<b>220</b>	<b>-11%</b>		<b>591</b>	<b>727</b>	<b>23%</b>	<b>537</b>	<b>35%</b>



# Part I Violent Crime

From January 1<sup>st</sup> to March 31<sup>st</sup> of 2025, there were 102 violent crimes recorded in Cambridge, 28 incidents (+38%) above last year's total of 74 incidents and 23 incidents (+29%) above the 79 crimes forecasted for the first quarter of the year.

There were six rapes reported in Cambridge in the first three months of 2025, which is down four incidents from 2024.

The trend observed during the past couple years of a high percentage of aggravated assaults and street robberies occurring in Central Square appears to have continued into 2025. Twenty-six of the 79 aggravated assaults year-to-date (or 33%) have been reported in Central Square, as well as ten of the 12 street robberies (or 83%).

On January 13, 2025, shortly before 11:30pm, the first homicide in the City in over a year was reported in North Cambridge. One victim, 21-year-old Angel Nieves of Springfield and formerly of Cambridge, was located with multiple gunshot wounds outside of a residence on Clifton Street. He was transported to a local hospital where he was later pronounced deceased. This incident remains under active investigation at this time.

	4 Week Snapshot				Year to Date				Five Year	
	2/4/25 - 3/3/25	3/4/25 - 3/31/25	Change		2024	2025	Change		Avg	Change
Homicide	0	0	IN-CALC		0	1	IN-CALC		0	IN-CALC
Rape	3	2	-33%		10	6	-40%		9	-33%
Robbery	7	2	-71%		21	16	-24%		21	-24%
Commercial Robbery	1	0	-100%		5	4	-20%		6	-33%
Street Robbery	6	2	-67%		16	12	-25%		14	-14%
Aggravated Assault	21	22	5%		43	79	84%		49	61%
Total Violent Crime	31	26	-16%		74	102	38%		79	29%



# MURDER

No Patterns

- On January 13, 2025, shortly before 11:30pm, the first homicide in the City in over a year was reported in North Cambridge. One victim, 21-year-old Angel Nieves of Springfield and formerly of Cambridge, was located with multiple gunshot wounds outside of a residence on Clifton Street. He was transported to a local hospital where he was later pronounced deceased. This incident remains under active investigation at this time.
- There were no murders recorded in Cambridge in 2024. This has happened only four other times in the past 20 years—in 2004, 2007, 2010, and 2022.
- In the last reported homicide in Cambridge prior to the January 2025 incident, officers responded to the area of 10 Magazine Street in Central Square shortly after midnight on November 23, 2023. Two individuals with gunshot wounds were located and transported to a Boston hospital. One victim, 27-year-old Danasia Greene of Cambridge, was pronounced deceased at the hospital. The second victim, a 26-year-old male from Boston, was treated for non-life-threatening injuries. It remains under investigation.
- On March 27, 2021, there was a fatal shooting that occurred at approximately 12:40 a.m. on Pemberton Street. The victim was reportedly located unconscious outside his vehicle by a passerby who called 911. The victim was transported to Mount Auburn Hospital where he later died. The victim has been identified as Xavier Louis-Jacques, 19, of Cambridge. The investigation is ongoing.

## Percent Change\*

Last 4 Weeks

Previous Year

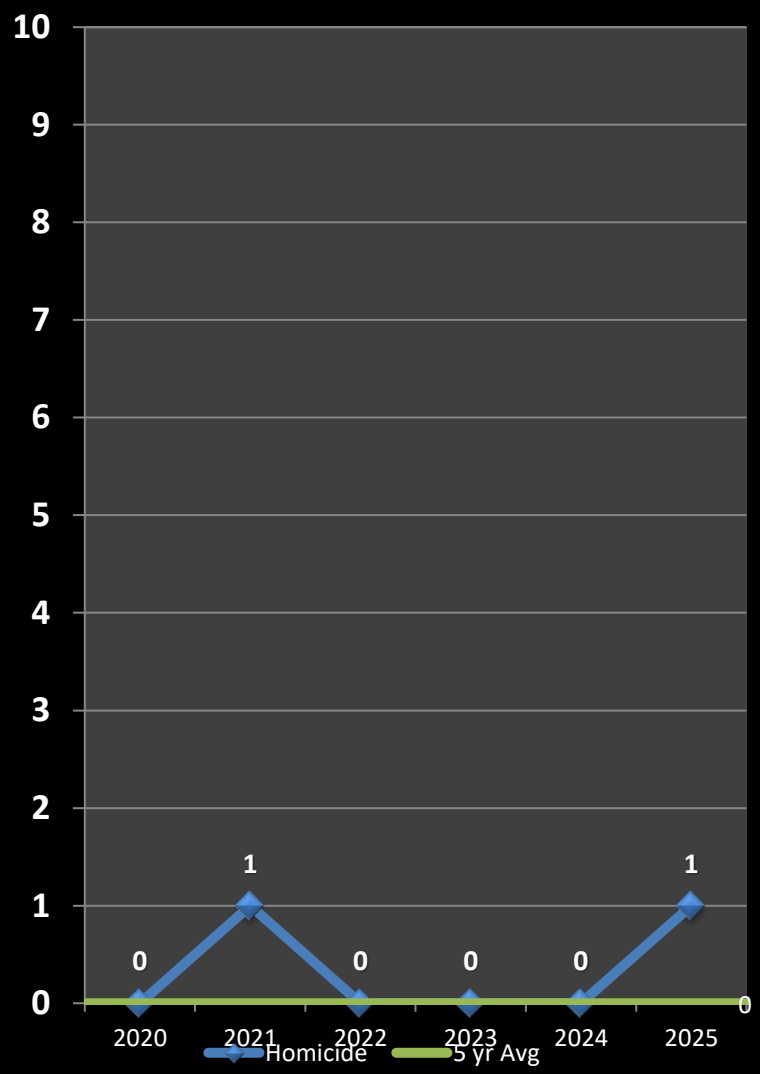
5-Year Average

In-cal

In-cal

In-cal

\*IN -CALC: Percentages are not calculated for numbers so small as to present a statistically misleading percentage.







# RAPE

*No Patterns*

- There have been six rapes reported in Cambridge through March 31<sup>st</sup> of 2025. This is down four incidents (-40%) from the ten rapes reported during the first three months of 2024 and down three incidents (-33%) from the five-year weighted average of nine.
- The rapes reported so far in 2025 have been categorized as two domestic assaults, three acquaintance rape, and one blitz incident.
- The total number of reported rapes tends to fluctuate from year to year, but the number of stranger-to-stranger rapes reported each year in Cambridge—typically between one and ten—remains extremely low.

## Percent Change\*

Last 4 Weeks

**-33%**

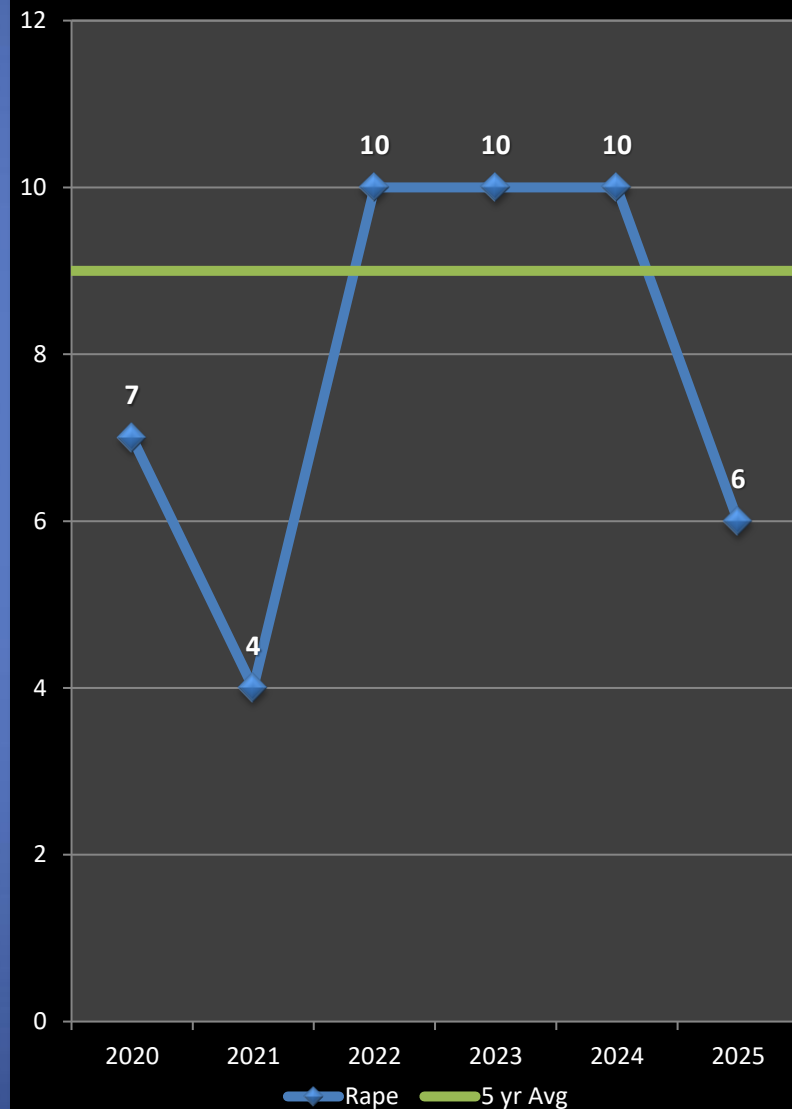
Previous Year

**-40%**

5-Year Average

**-33%**

\*IN -CAL: Percentages are not calculated for numbers so small as to present a statistically misleading percentage.





# AGGRAVATED ASSAULT

No Patterns

- The total of 79 aggravated assaults reported through March 31, 2025, was 36 crimes (84%) more than 2024 when compared to the same time frame. The total thus far is also 61% above the five-year average of 49.
- The 79 aggravated assaults reported thus far in 2025 have been comprised of the following classifications: 24 unprovoked scenarios; 12 domestic altercations; 9 each on police officers and acquaintances; 6 shop owner/patron assaults; 5 traffic and parking assaults; 3 affrays/brawls; two each of landlord/neighbor incidents, unhoused assaults, juvenile assaults and workplace assaults; and one each of the following: psychotic episode, drug deal and bar/alcohol-related attack. The 84% increase is due to rises in a majority of these categories when compared to the same time frame last year, particularly an increase in unprovoked assaults from five last year to 24 this year, and assaults on police, which rose from three last year to nine this year.
- The trend observed during the past couple years of a high percentage of aggravated assaults occurring in Central Sq and on peripheral side streets appears to have continued into 2025. Twenty-six of the 79 aggravated assaults year-to-date (or 33%) have been reported in Central Square.
- There have been four confirmed shots fired incidents in Cambridge through March 31, 2025. Three have resulted in gunshot wounds (two non-fatal and one homicide) and one resulted in no injuries. Through the same time period in 2024, there were two confirmed shots fired incidents with no injuries reported.

## Percent Change

Last 4 Weeks

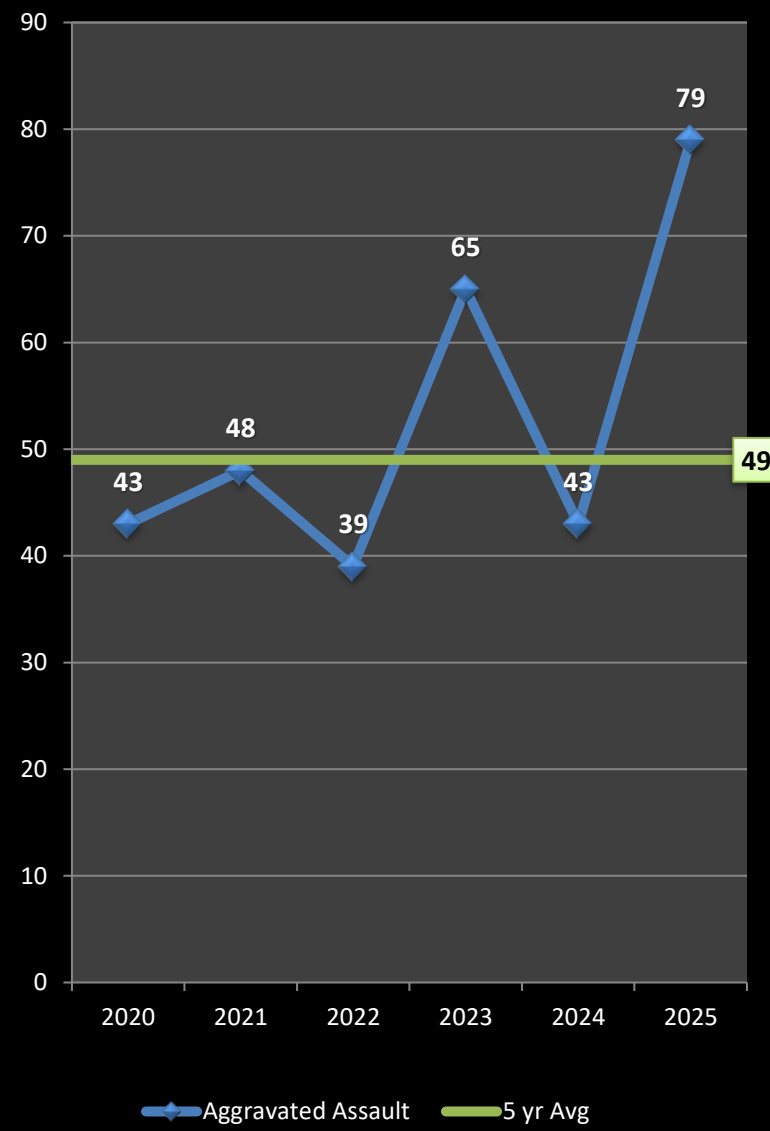
Previous Year

5-Year Average

+5%

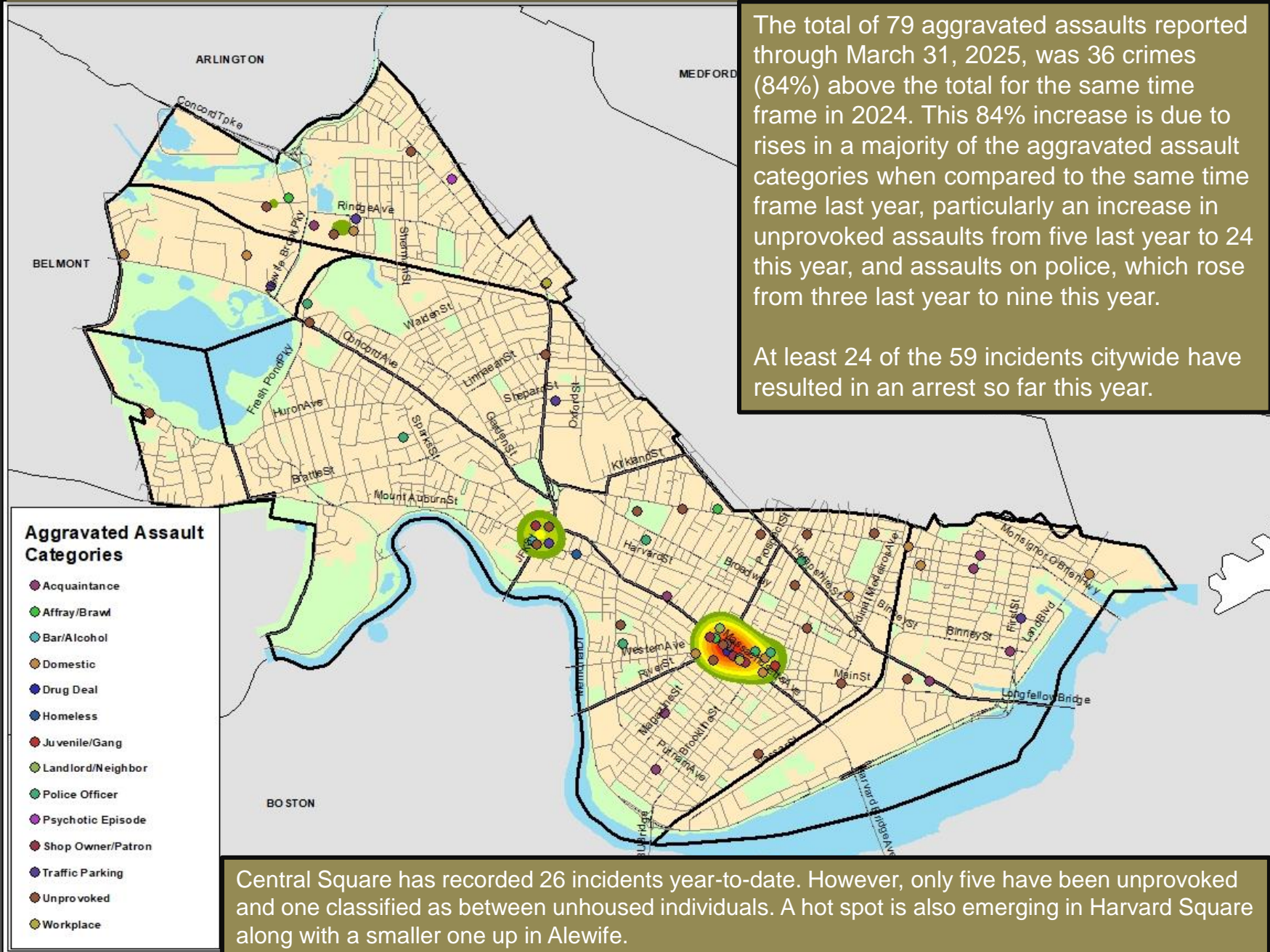
+84%

+61%





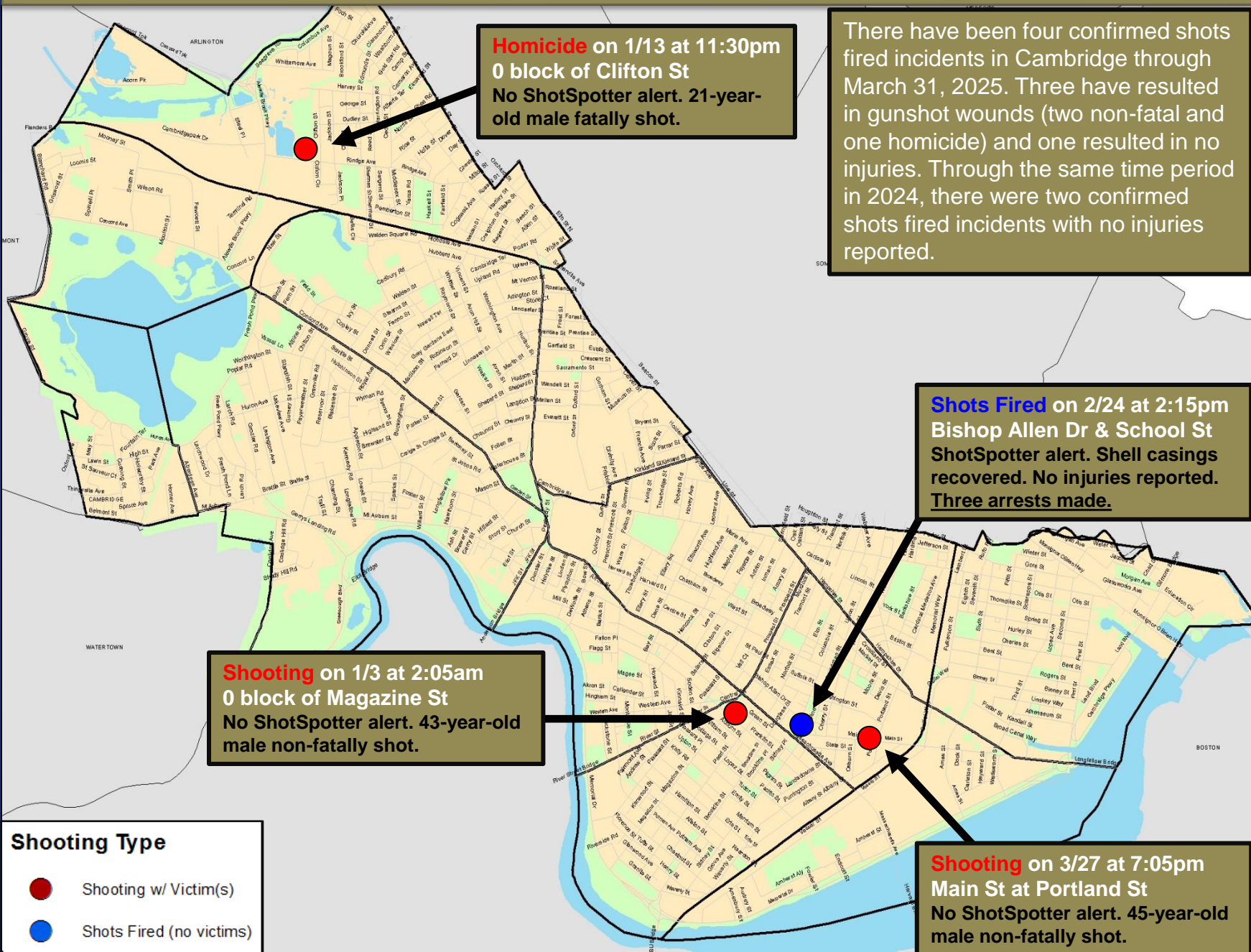
# Geographic Breakdown of Aggravated Assaults: 1.1.25 – 3.31.25







# Shootings & Shots Fired in Cambridge: 1.1.25 – 3.31.25



There have been four confirmed shots fired incidents in Cambridge through March 31, 2025. Three have resulted in gunshot wounds (two non-fatal and one homicide) and one resulted in no injuries. Through the same time period in 2024, there were two confirmed shots fired incidents with no injuries reported.

**Shots Fired on 2/24 at 2:15pm**  
Bishop Allen Dr & School St  
ShotSpotter alert. Shell casings recovered. No injuries reported. Three arrests made.

**Shooting on 1/3 at 2:05am**  
0 block of Magazine St  
No ShotSpotter alert. 43-year-old male non-fatally shot.

**Shooting on 3/27 at 7:05pm**  
Main St at Portland St  
No ShotSpotter alert. 45-year-old male non-fatally shot.



# Robbery

*No Patterns*

- The five-year average for overall robbery in Cambridge for the first quarter of the year is 21 incidents. Through March 31 of 2025, 16 robberies were recorded, which translates to a 24% decrease below both the projected total and the 21 robberies counted for the first quarter of 2024.
- There have been four commercial robberies reported year-to-date in 2025, with no new incidents reported in March. This total is down one incident (20%) from the five robberies reported through March 31 of 2024 and is down two below the five-year average of six. Three of the four robberies so far this year have been shopliftings that escalated into robberies.
- Street robberies year-to-date in 2025 are down four incidents (25%) from the 16 reported through this time in 2024 and down two incidents (14%) from the five-year average of 14. There are no street robbery patterns at the present time.
- Ten of the 12 street robberies reported thus far in 2025 have take place in Central Square. This is similar to a trend seen in this area that began in 2021 and continued throughout all of 2022 and much of 2023 and 2024. Multiple incidents in this area have involved unhoused individuals as victims and/or suspects.

## Percent Change

Last 4 Weeks

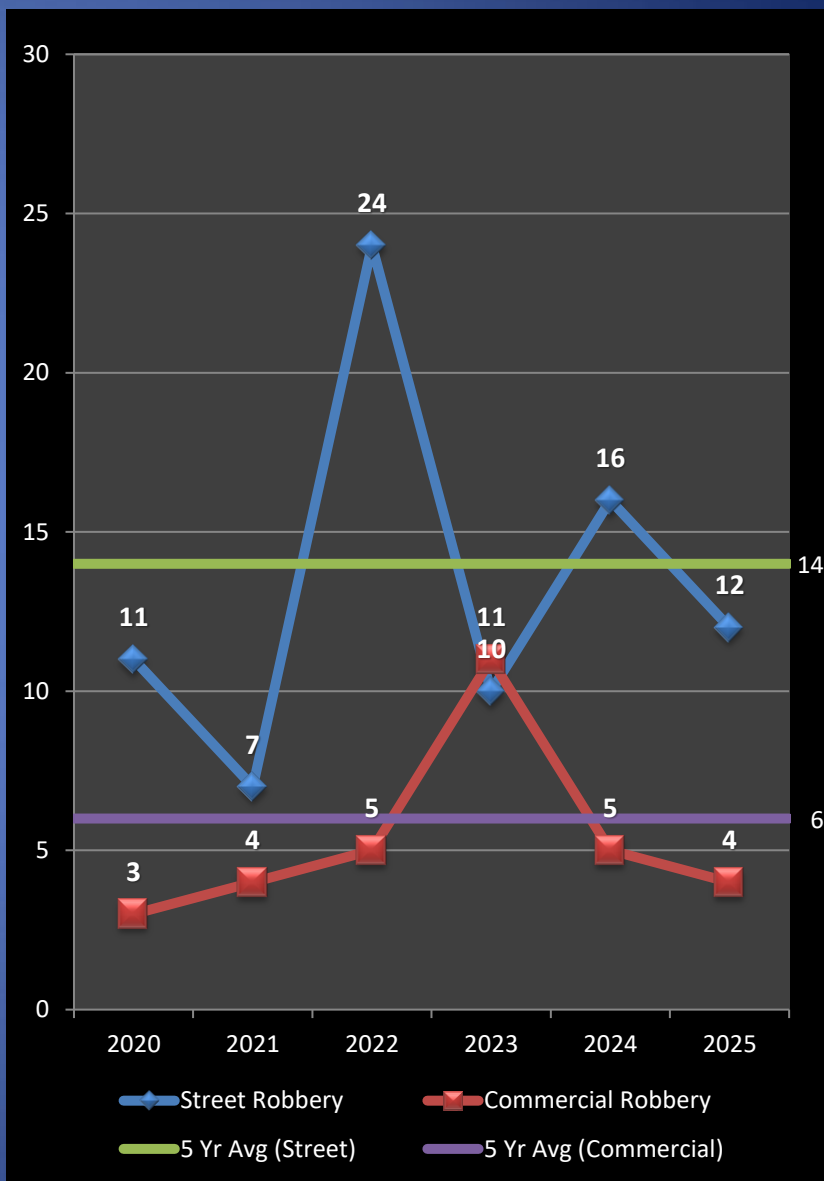
**-71%**

Previous Year

**-24%**

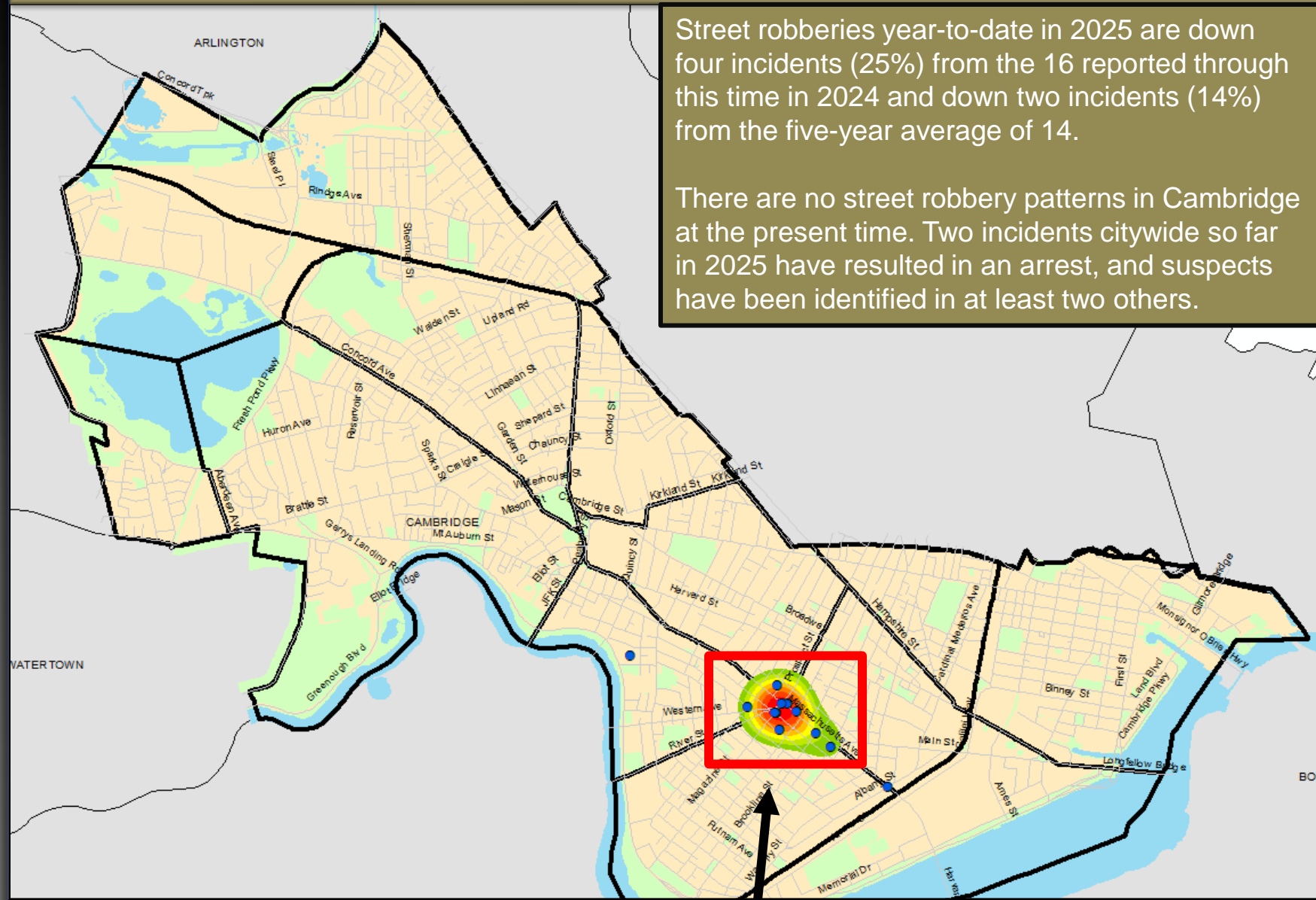
5-Year Average

**-24%**





# Geographic Breakdown of Street Robberies: 1.1.25 – 3.31.25



Street robberies year-to-date in 2025 are down four incidents (25%) from the 16 reported through this time in 2024 and down two incidents (14%) from the five-year average of 14.

There are no street robbery patterns in Cambridge at the present time. Two incidents citywide so far in 2025 have resulted in an arrest, and suspects have been identified in at least two others.

Ten of the 12 street robberies reported thus far in 2025 have take place in Central Square. This is similar to a trend seen in this area that began in 2021 and continued throughout all of 2022 and much of 2023 and 2024. Multiple incidents in this area have involved unhoused individuals as victims and/or suspects.

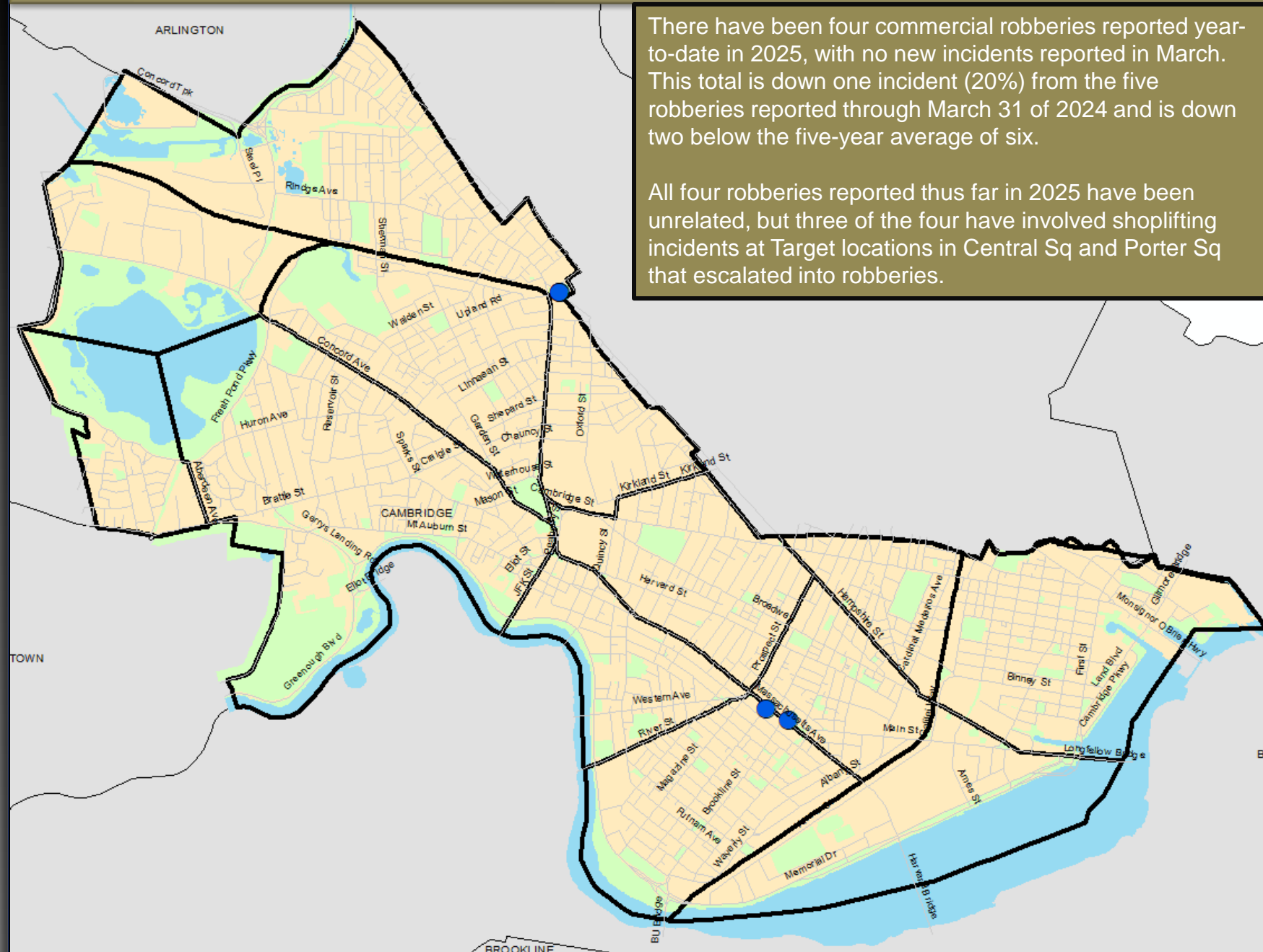




# Geographic Breakdown of Commercial Robberies: 1.1.25 – 3.31.25

There have been four commercial robberies reported year-to-date in 2025, with no new incidents reported in March. This total is down one incident (20%) from the five robberies reported through March 31 of 2024 and is down two below the five-year average of six.

All four robberies reported thus far in 2025 have been unrelated, but three of the four have involved shoplifting incidents at Target locations in Central Sq and Porter Sq that escalated into robberies.







# Burglary

*No Patterns*

- The property index crime of burglary, the combination of residential and commercial breaks, recorded a decrease of 21% through March 31<sup>st</sup> of 2025 when compared to the 72 incidents reported during the first quarter of 2024. The total of 57 burglary incidents reported thus far in 2025 is also down 7% when compared with the five-year average of 61.
- Housebreaks during the first three months of the year decreased by 26 incidents (-43%) from 61 in 2024 to 35 in 2025. Housebreaks are also 29% below the five-year average of 49. No housebreak patterns have emerged anywhere in the city so far this year. Of the 35 housebreaks that occurred in the first three months of 2025, Riverside recorded the most citywide with 10 incidents – 3 in each of the first two months and 4 in March.
- Conversely, commercial breaks are up 100% this year, rising from 11 incidents in the first quarter of 2024 to 22 in 2025. Earlier in the year, a few breaks were reported in Cambridge that were possibly part of a regional pattern of commercial breaks targeting cash registers. That pattern ended with an arrest on 3/13. There was also one break into a vape shop in March, a trend that has been seen regionally as well.

## Percent Change

Last 4 Weeks

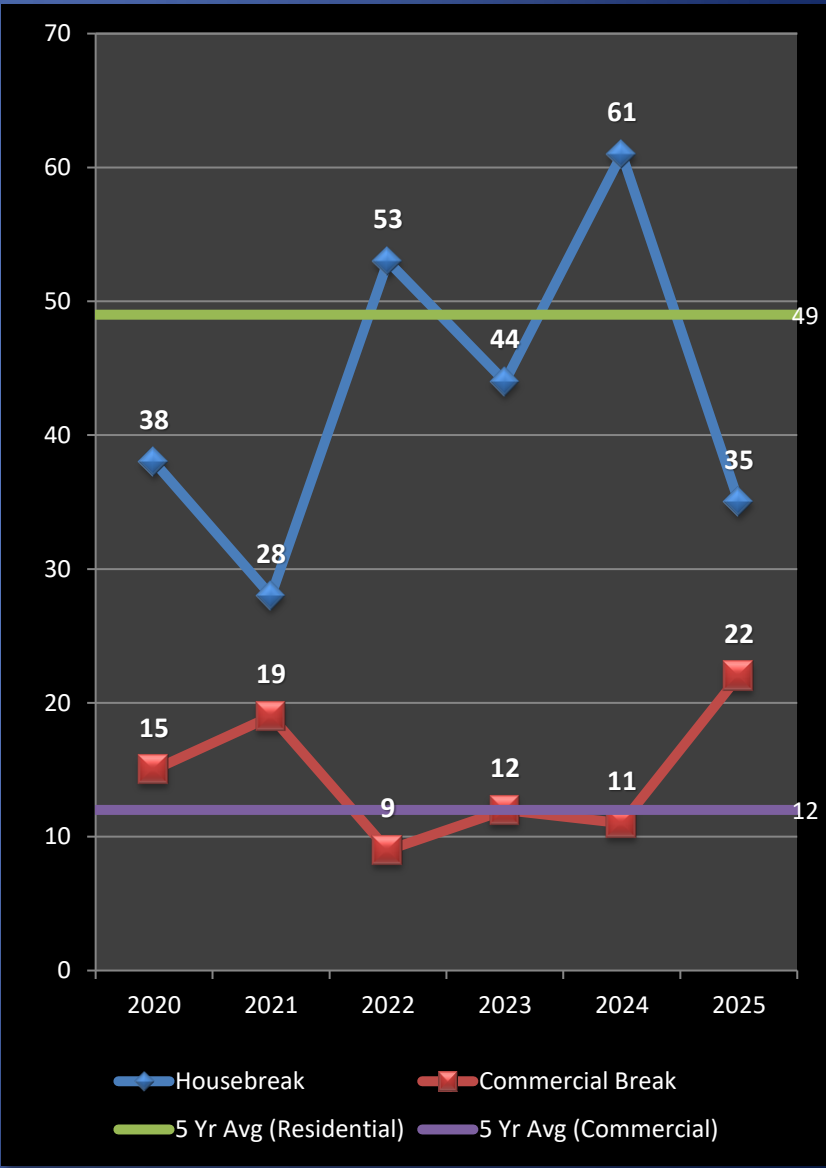
**+6%**

Previous Year

**-21%**

5-Year Average

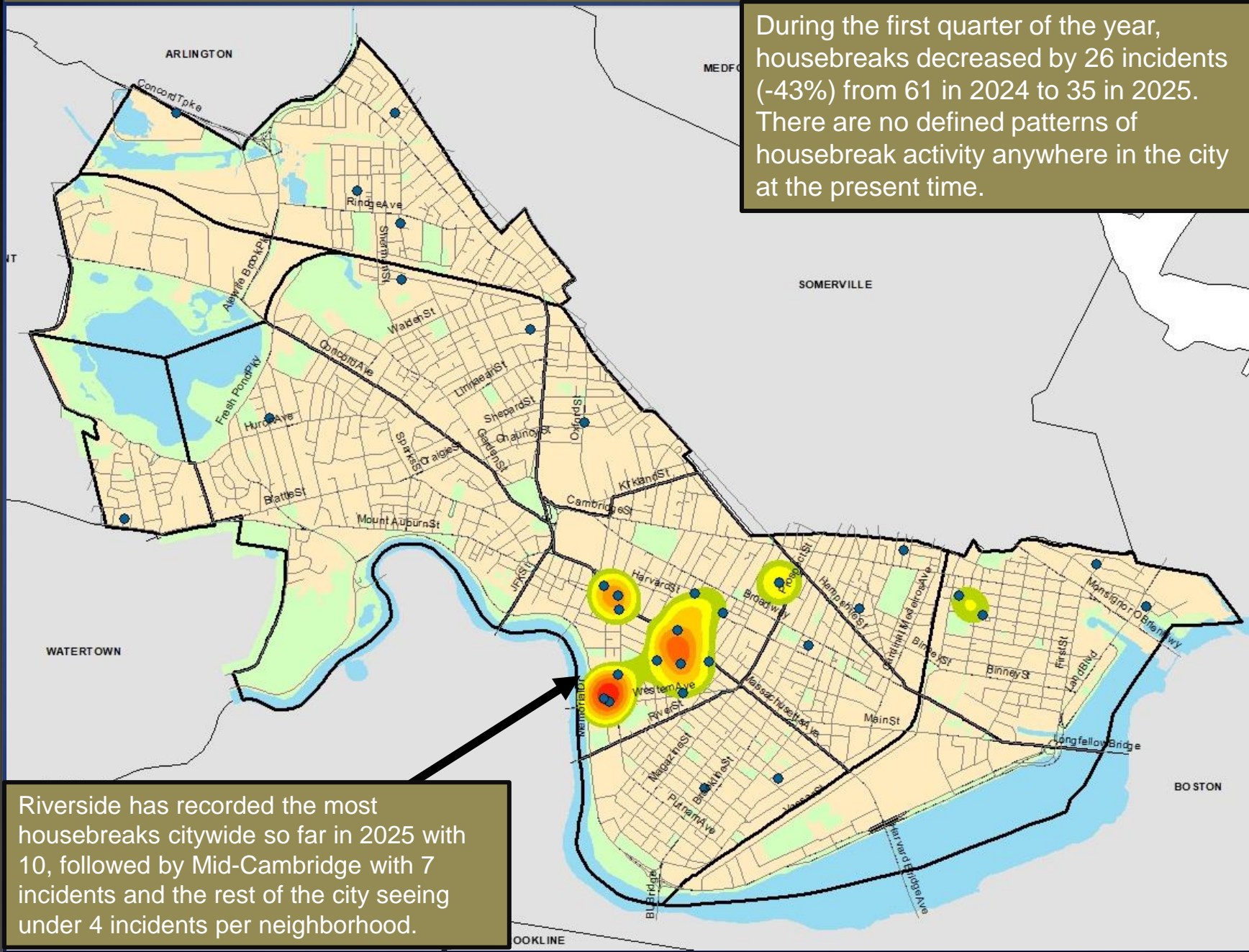
**-7%**





## Geographic Breakdown of Housebreaks: 1.1.25 – 3.31.25

During the first quarter of the year, housebreaks decreased by 26 incidents (-43%) from 61 in 2024 to 35 in 2025. There are no defined patterns of housebreak activity anywhere in the city at the present time.

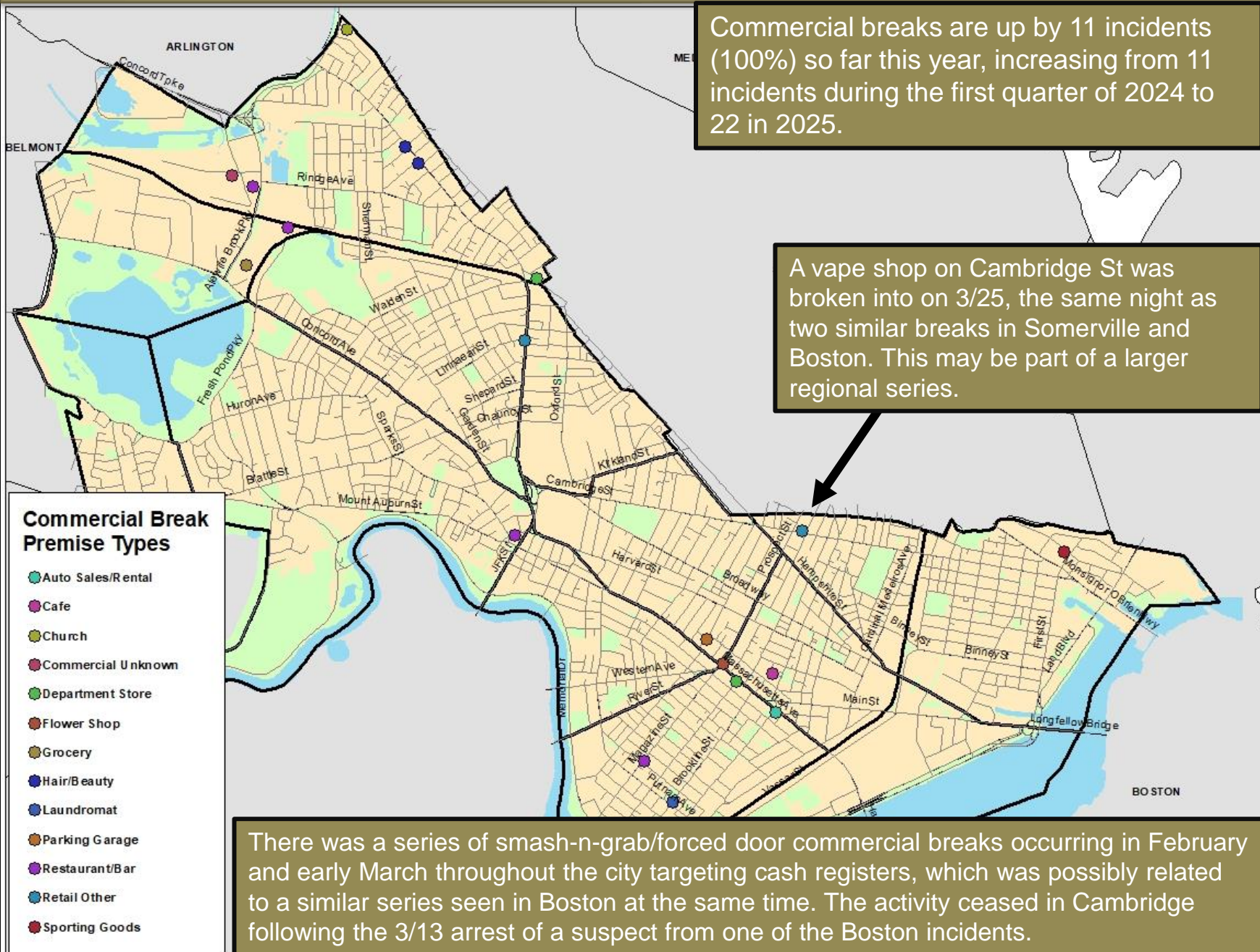


Riverside has recorded the most housebreaks citywide so far in 2025 with 10, followed by Mid-Cambridge with 7 incidents and the rest of the city seeing under 4 incidents per neighborhood.





# Geographic Breakdown of Commercial Breaks: 1.1.25 – 3.31.25





# LARCENY

*No Patterns*

- Preliminary stats indicate that overall larceny through March 31<sup>st</sup> of 2025 registered at 650 incidents, 29% above the same time in 2024. The total of 650 larcenies reported in 2025 is also 43% above the five-year average of 455 incidents.
- The larceny from motor vehicle total through March 31<sup>st</sup>, 2025, is 65 incidents, 2% (1 incident) below the same time frame in 2024. This total is also 23% below the five-year average of 84 incidents.
- Through March 31<sup>st</sup>, 2025, there were 18 larcenies from the person reported in Cambridge, down 18% (4 incidents) when compared to 2024. Seven of the 18 incidents reported thus far in 2025 took place in Harvard Square. Central Square saw the second most with five incidents.
- There were 47 larcenies from buildings reported in the first three months of 2025. This total is two incidents (4%) above 2024 and is two incidents (-4%) below the five-year average of 49. There are no defined patterns of this crime type in the city at this time.
- Larcenies from residences are down 13 incidents (13%) in 2025 when compared with 2024. Package thefts have made up the majority of this crime type in recent years due to the increased volume of deliveries that began during the pandemic and have continued ever since. Package thefts have accounted for 58 of the 90 larcenies from residences (64%) so far this year.
- There have been 66 larcenies of bicycles reported so far in 2025. This total is 15 incidents (29%) above the 2024 total through March 31<sup>st</sup> and three incidents (5%) above the five-year average of 63. The top neighborhoods for bike thefts so far in 2025 are North Cambridge and Mid-Cambridge with 15 incidents each.

## Percent Change

Last 4 Weeks

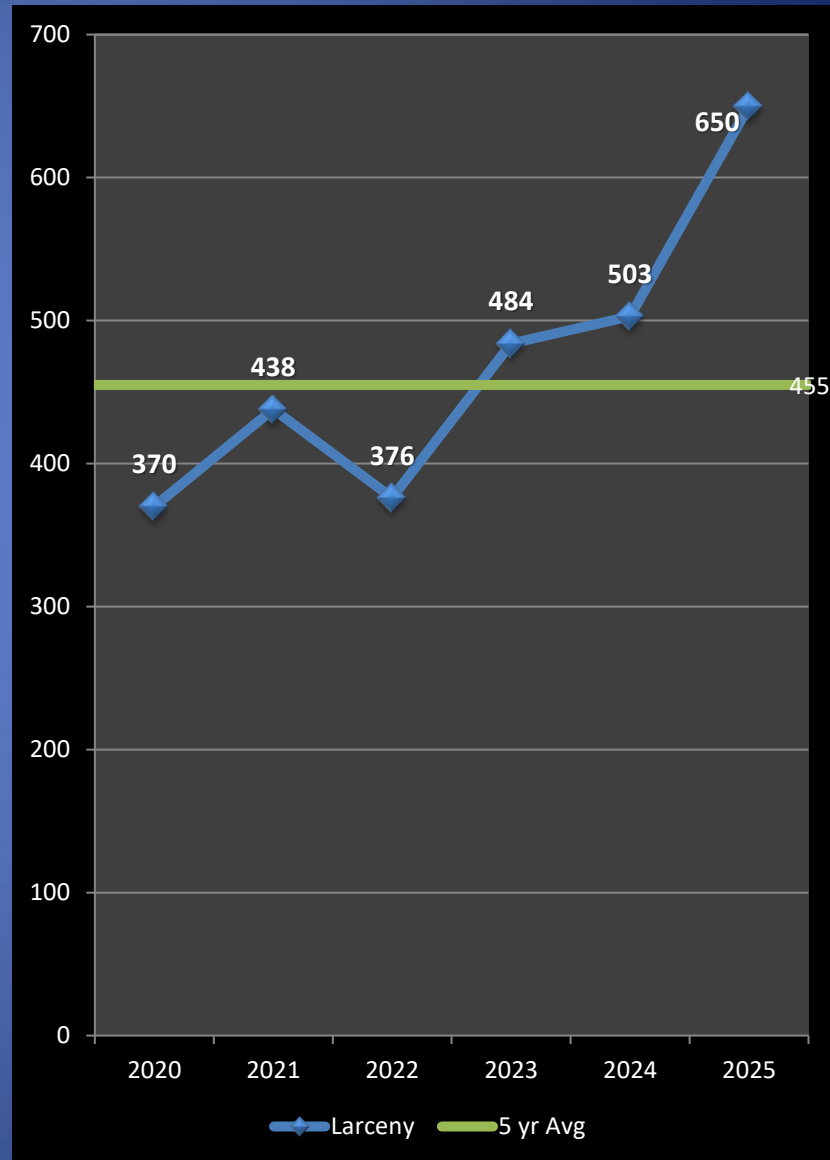
**-10%**

Previous Year

**+29%**

5-Year Average

**+43%**







# LARCENY From MV

No Patterns

- The larceny from motor vehicle total through March 31<sup>st</sup>, 2025, is 65 incidents, which is 2% (one incident) below the same time frame in 2024. The 65 thefts from vehicles reported so far also indicates a decrease of 19 incidents (-23%) below the 84 car breaks forecasted through March 31<sup>st</sup>.
- The neighborhoods with the most larcenies from motor vehicles for the first three month of 2025 are Mid-Cambridge with 16 incidents, followed by Cambridgeport with 10 incidents, North Cambridge with eight incidents, and Riverside and West Cambridge each registering seven incidents.
- Comparing the last four weeks (March) to the previous four (February), there was a 4% increase in larcenies from motor vehicles, with one more incident reported.
- Of the 65 incidents reported so far in 2025, 37 vehicles (57%) were entered via unlocked doors and 24 vehicles (37%) were entered by unknown means.

## Percent Change

Last 4 Weeks

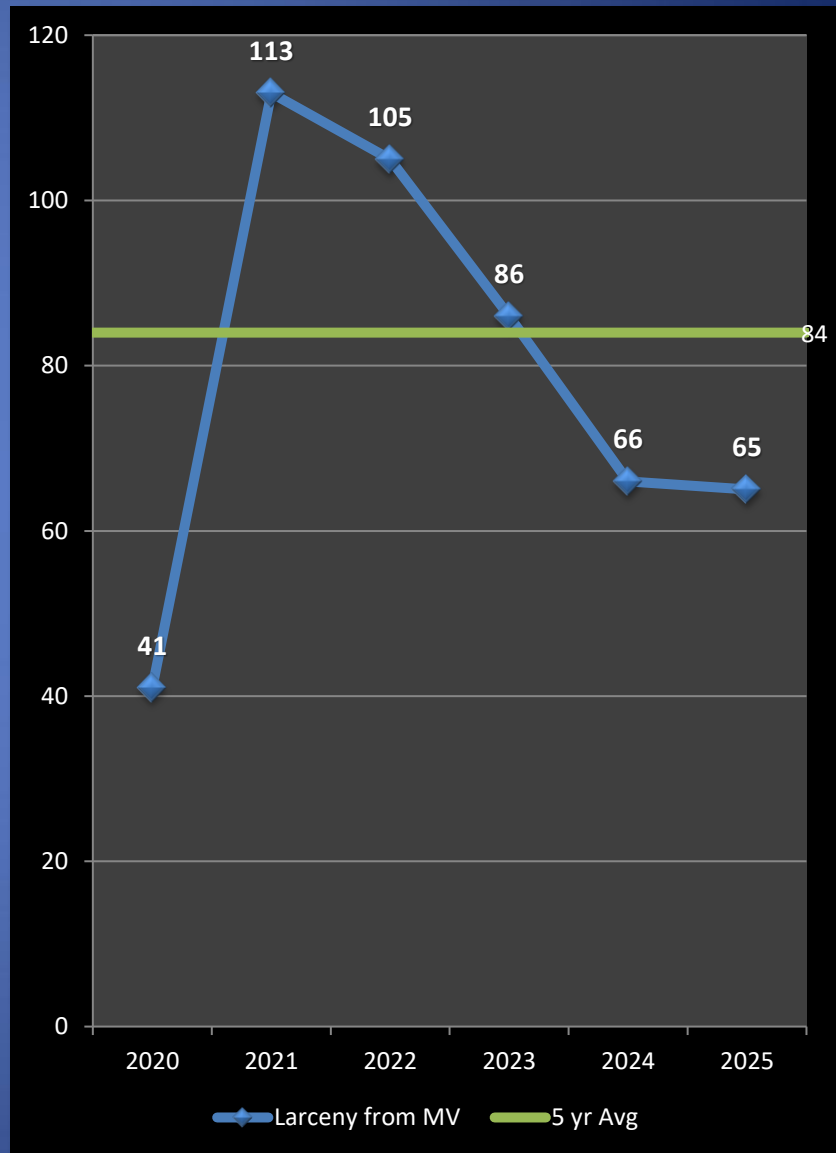
+4%

Previous Year

-2%

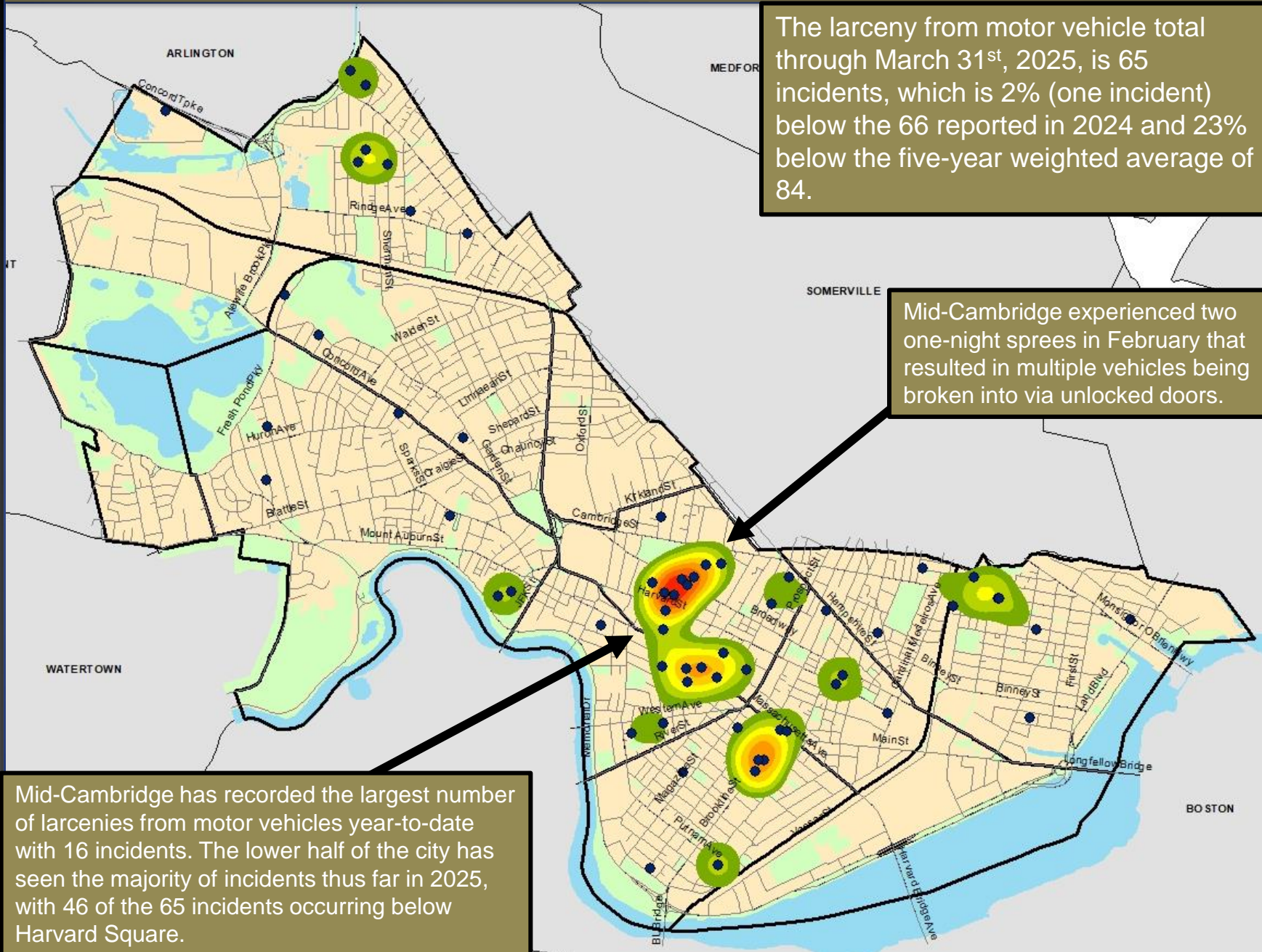
5-Year Average

-23%





# Geographic Breakdown of Larceny from Motor Vehicles: 1.1.25 – 3.31.25





# LARCENY *from Person*

## *No Patterns*

- Larceny from the person through March 31<sup>st</sup>, 2025, declined by four incidents (18%) when compared to the same time frame in 2024 and declined by three incidents (14%) below the projected total of 21 incidents.
- Seven of the 16 incidents reported thus far in 2025 took place in Harvard Square. The other incidents took place throughout the city, with Central Square reporting five incidents, Galleria/East Cambridge with two incidents, and Porter Square, Bay Square, Alewife/West Cambridge, and 1500-1900 Mass. Ave with one incident each.
- There have been six instances where an individual has been dining and later noticed their property stolen. Four of these six occurred in Harvard Square, with the other two incidents taking place in Central Square. Citywide, grab and run situations have accounted for five of the 18 larcenies from person and pocket-picking has accounted for three incidents.

### Percent Change

Last 4 Weeks

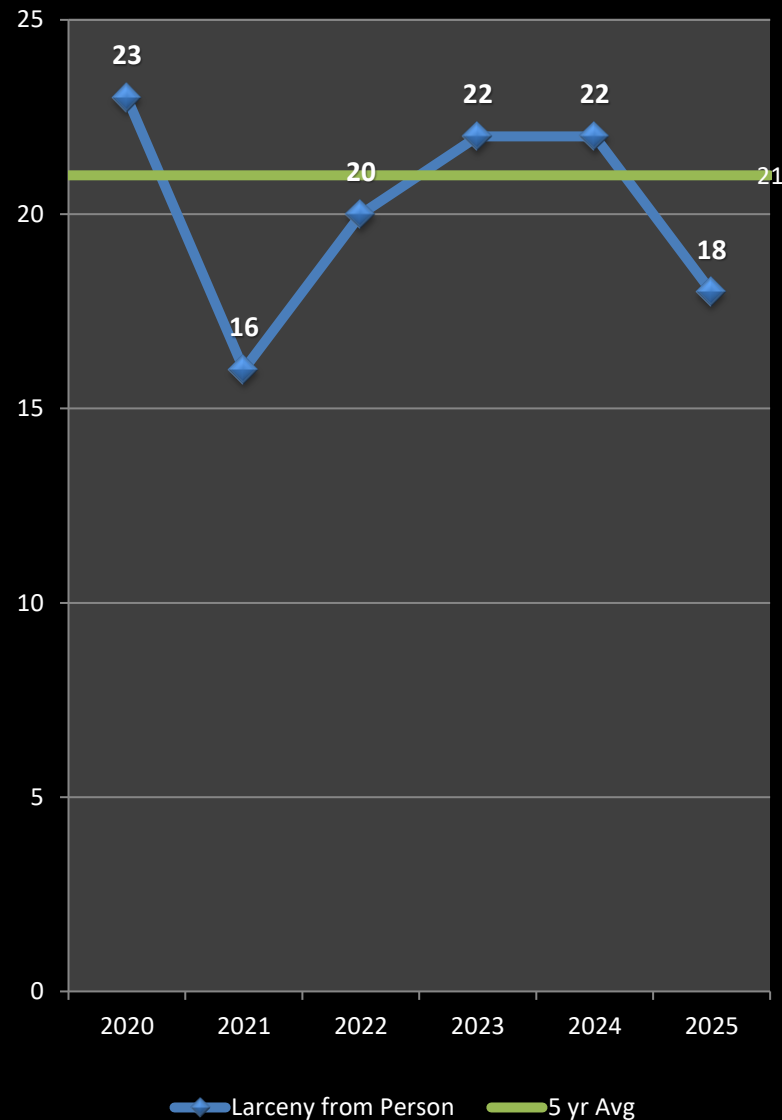
**-78%**

Previous Year

**-18%**

5-Year Average

**-14%**





# LARCENY of Bicycle

## No Patterns

- There have been 66 bicycle thefts reported citywide so far in 2025, up 29% from the 51 reported during the same time frame in 2024. The 2025 total is registering at 5% (three incidents) above the five-year average of 63.
- The most recent four weeks (March) saw a 150% increase in bike thefts when compared with the previous four weeks (February), with 18 more thefts reported in March. This is not unusual, as both ridership and thefts tend to increase with the warmer weather each year.
- 42 bike thefts (or 64% of all citywide thefts year-to-date) have occurred south/east of Harvard Square.
- Of the 66 bike thefts reported in 2025, 55 (83%) were reportedly locked at the time of the theft.

### Top Neighborhoods for Bike Theft in 2025:

Neighborhood	YTD Total	% Citywide
North Cambridge	15	23%
Mid-Cambridge	15	23%
Riverside	7	11%
East Cambridge	6	9%
The Port	5	8%

### Percent Change

Last 4 Weeks

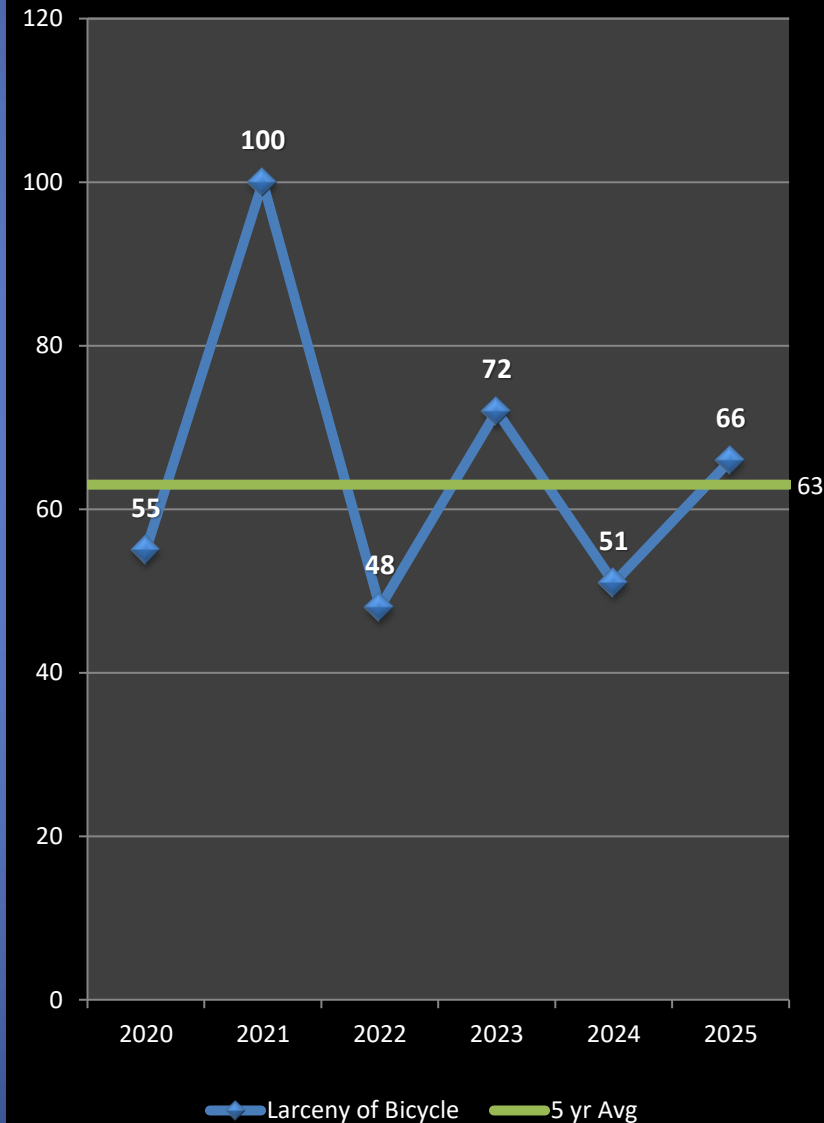
+150%

Previous Year

+29%

5-Year Average

+5%





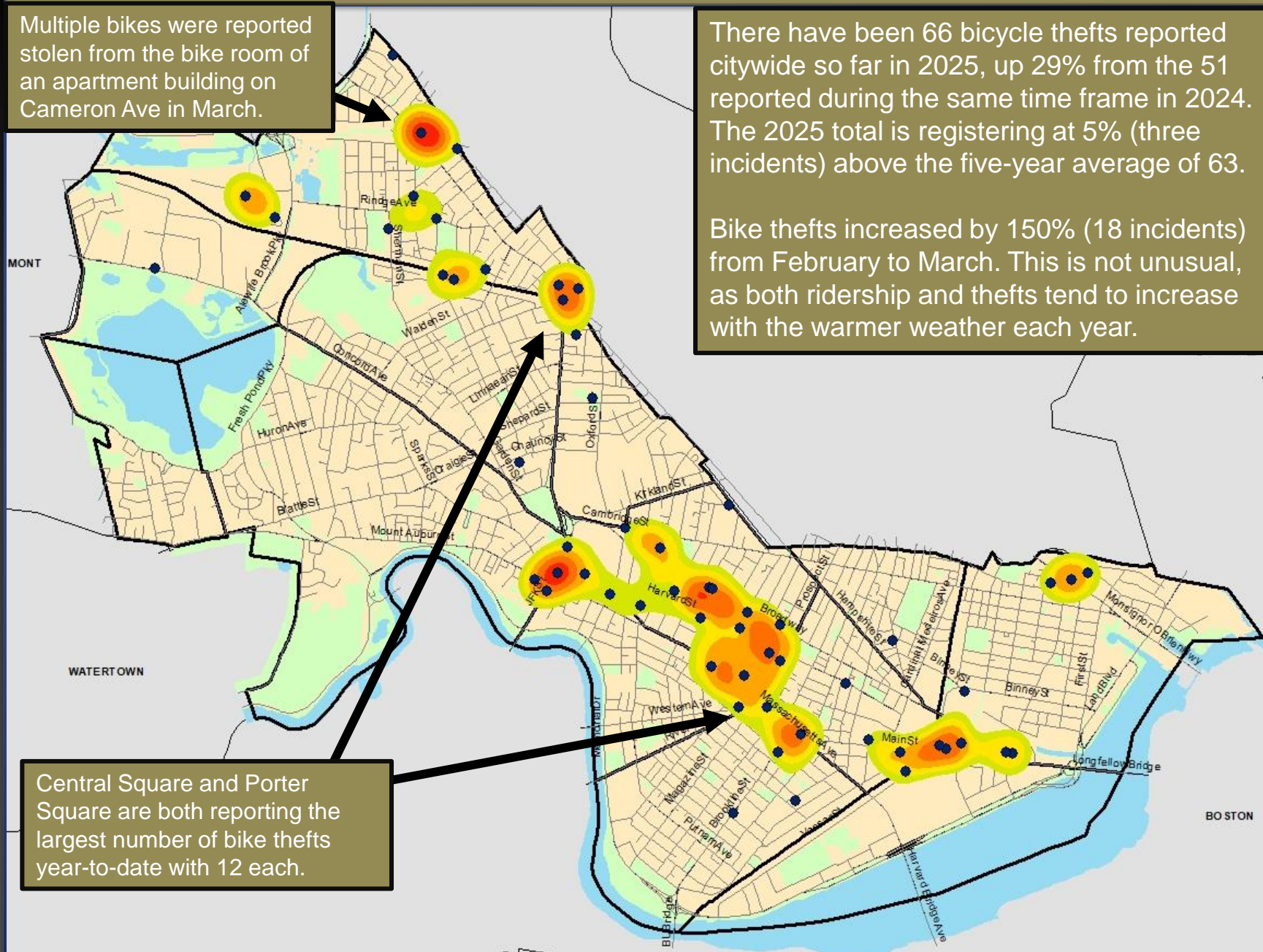


# Geographic Breakdown of Bicycle Thefts: 1.1.25 – 3.31.25

Multiple bikes were reported stolen from the bike room of an apartment building on Cameron Ave in March.

There have been 66 bicycle thefts reported citywide so far in 2025, up 29% from the 51 reported during the same time frame in 2024. The 2025 total is registering at 5% (three incidents) above the five-year average of 63.

Bike thefts increased by 150% (18 incidents) from February to March. This is not unusual, as both ridership and thefts tend to increase with the warmer weather each year.



Central Square and Porter Square are both reporting the largest number of bike thefts year-to-date with 12 each.

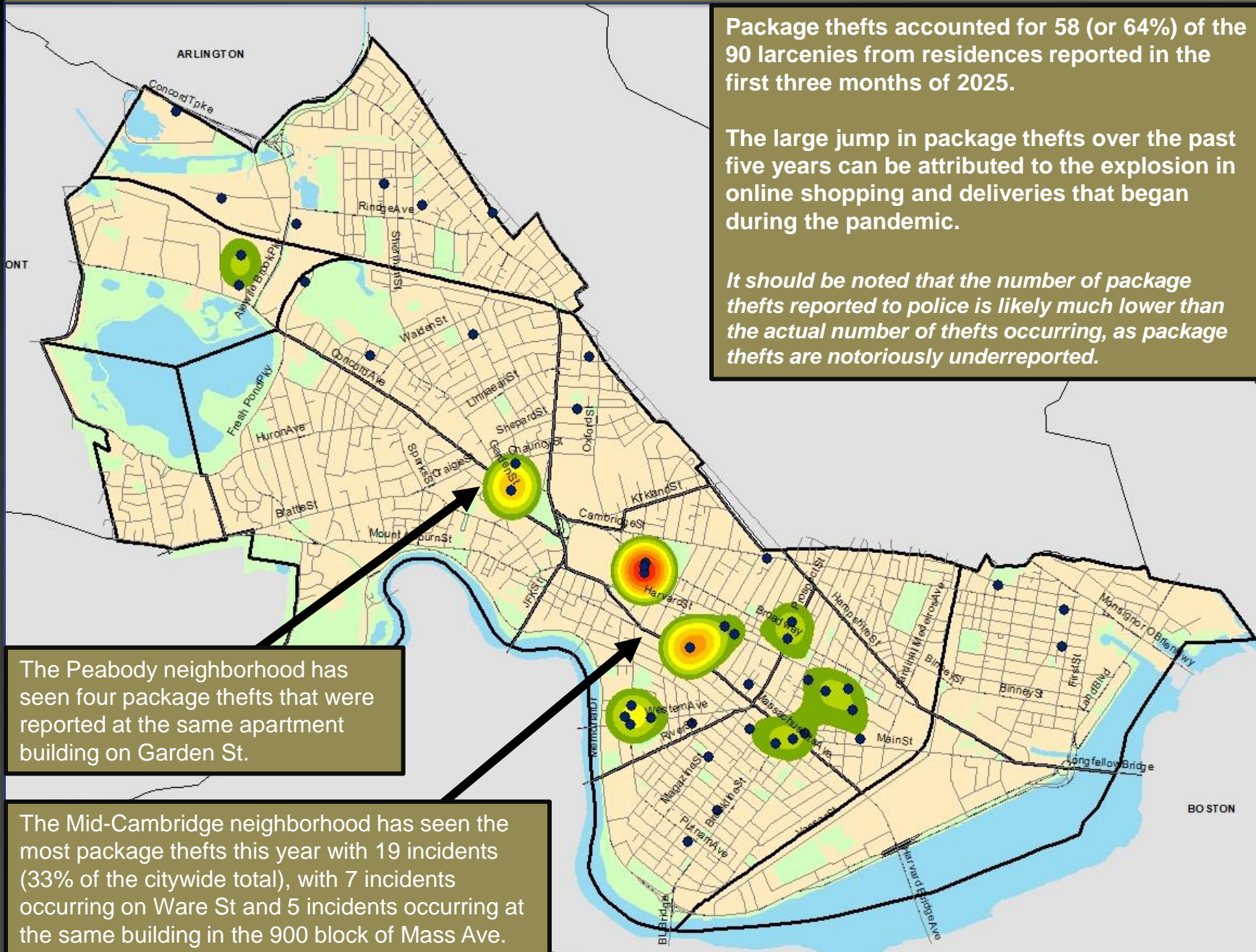


## Geographic Breakdown of Package Thefts: 1.1.25 – 3.31.25

Package thefts accounted for 58 (or 64%) of the 90 larcenies from residences reported in the first three months of 2025.

The large jump in package thefts over the past five years can be attributed to the explosion in online shopping and deliveries that began during the pandemic.

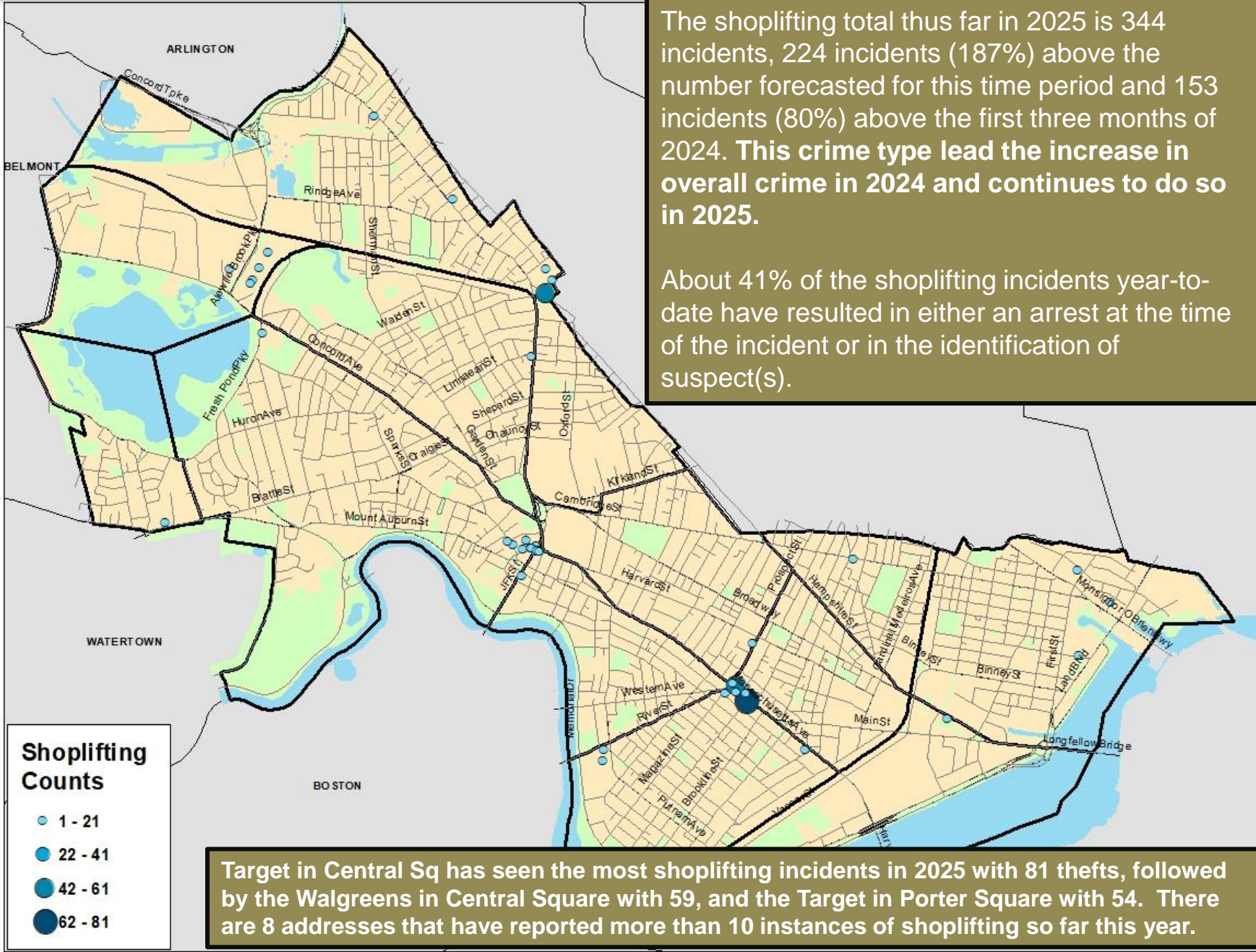
*It should be noted that the number of package thefts reported to police is likely much lower than the actual number of thefts occurring, as package thefts are notoriously underreported.*







# Geographic Breakdown of Shoplifting: 1.1.25 – 3.31.25





# AUTO THEFT

*No Patterns*

- The five-year weighted average for auto theft for the first quarter of the year is 21, and with 20 reported so far in 2025, Cambridge has experienced a decrease of 5% below the expected total. Conversely, auto thefts increased 25% (four incidents) when compared with the first quarter of 2024.
- The most recent four weeks (March) saw a decrease of seven incidents (-64%) below the previous four weeks (February).
- The neighborhood breakdown for auto theft totals in 2025 is as follows: East Cambridge, Cambridgeport, Riverside, Peabody, and West Cambridge – 3 each; Inman/Harrington, The Port, Mid-Cambridge, North Cambridge, and the Highlands – 1 each.
- Ten of the 20 auto thefts reported so far this year involved a situation where the operator left the vehicle unlocked and/or running in order to deliver a package or grab food. When the victim returned, the vehicle was gone.
- Thirteen of the 20 motor vehicles stolen thus far in 2025 have been recovered to date, with one involving an arrest at the time of the recovery.

## Percent Change

Last 4 Weeks

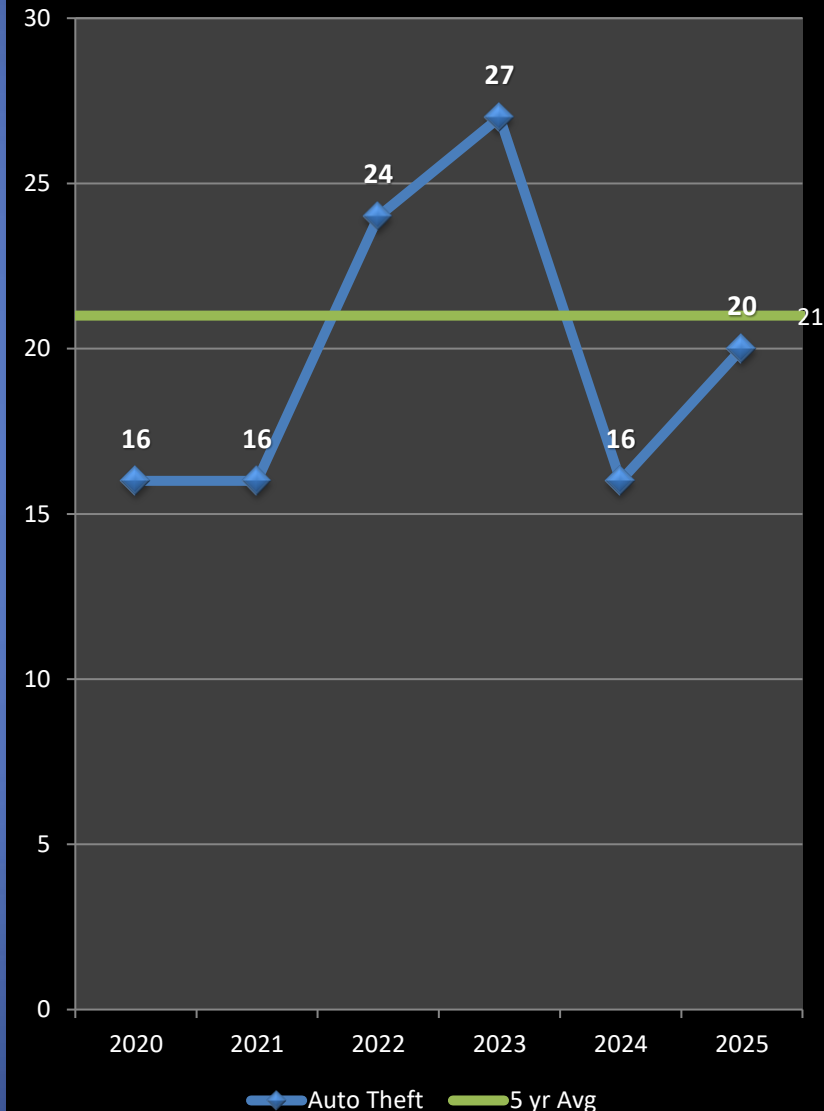
**-64%**

Previous Year

**+25%**

5-Year Average

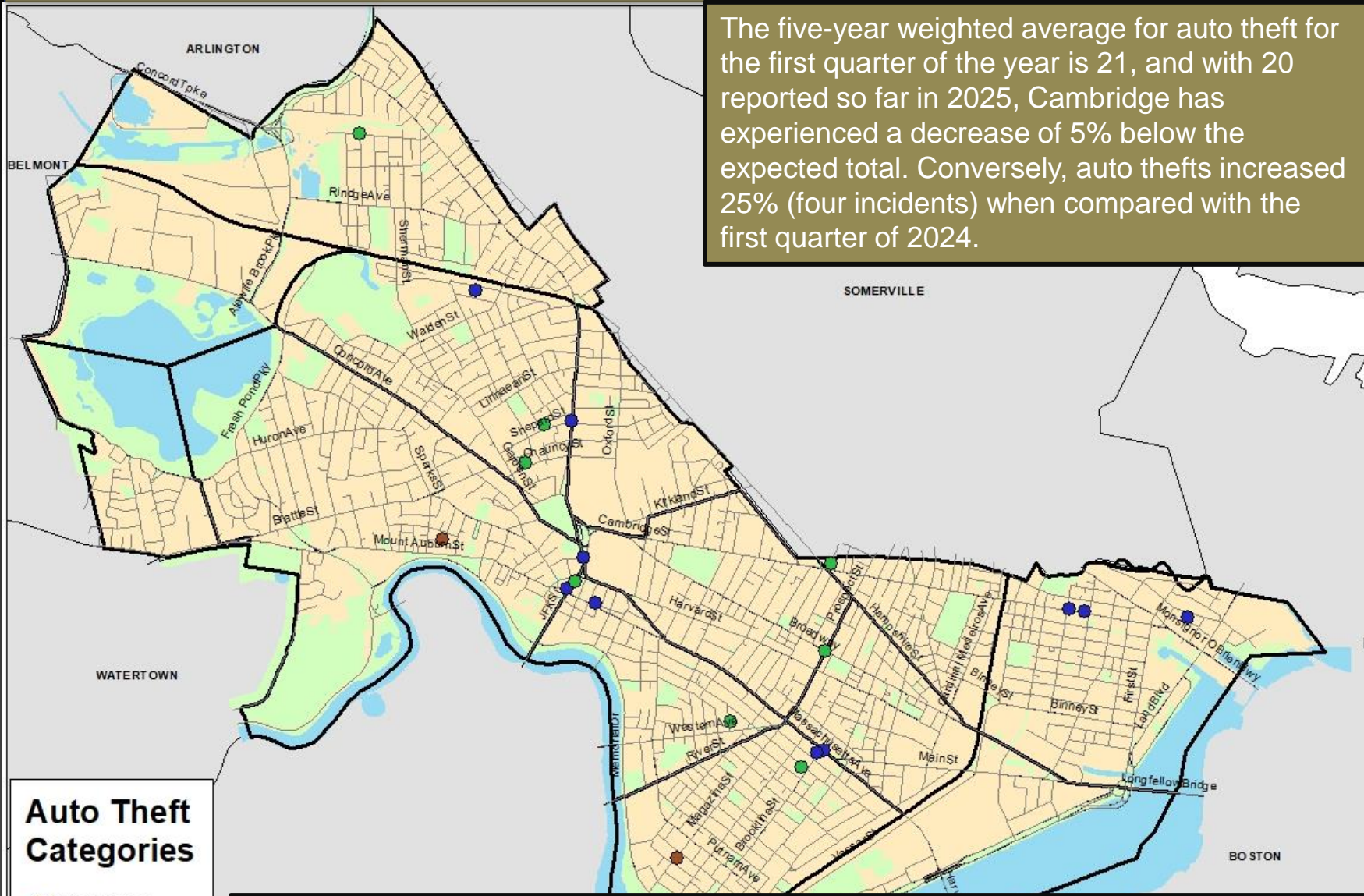
**-5%**







# Geographic Breakdown of Auto Thefts: 1.1.25 – 3.31.25



The five-year weighted average for auto theft for the first quarter of the year is 21, and with 20 reported so far in 2025, Cambridge has experienced a decrease of 5% below the expected total. Conversely, auto thefts increased 25% (four incidents) when compared with the first quarter of 2024.

**Auto Theft Categories**

- Attempted
- Left Running
- Unknown

We are seeing an increase in auto thefts involving vehicles left running across the city this year, particularly in areas with restaurants where delivery drivers park quickly to pick up orders, only to find their cars gone when they exit the establishment. There were only two of these thefts reported during the 1<sup>st</sup> quarter of 2024, while there have been ten reported year-to-date in 2025.



# Help Prevent Crime

*And keep yourself informed!*

## To receive information from the CPD:

- Sign up with for the **Cambridge Alert Network**, to receive alerts about emerging crime patterns, neighborhood meetings, and crime prevention tips, by visiting [www.CambridgeMa.gov/AlertNetwork](http://www.CambridgeMa.gov/AlertNetwork).
- “Like” the Cambridge Police Department on Facebook at [www.facebook.com/CambridgePolice](http://www.facebook.com/CambridgePolice)
- Follow [@CambridgePolice](https://twitter.com/CambridgePolice) on Twitter.
- Visit our website at [www.CambridgePolice.org](http://www.CambridgePolice.org) for valuable information and reports including the Daily Log and BridgeStat, which is published on the first Friday of every month.
- Download our “MyPD” smartphone app at [www.CambridgePolice.org/MyPD](http://www.CambridgePolice.org/MyPD).

## To Share Information with the CPD:

- Call our Non-Emergency Telephone Number at **617-349-3300**.
  - Every call for service generates a police response, so help drive our resources by reporting things that seem suspicious or out of the ordinary.
- Send an Anonymous TEXT-A-TIP:
  - Send an ANONYMOUS text message to **Tip411 (847411)**. Begin your message with Tip650 and then type your message. You will receive a response from the Cambridge Police with the option to continue communicating. Please remember that this is not a replacement for 9-1-1. **If you witness an emergency situation, please call 9-1-1 immediately.**
- Send an Anonymous Crime Tip E-Mail at [www.CambridgePolice.org/Tips](http://www.CambridgePolice.org/Tips)