



Cambridge Police Department BridgeStat

March 2026

Produced by the Crime Analysis Unit



Part I Total Crime

An analysis of the serious crime statistics for the first quarter of 2026 points to a large decrease of 23% in the Part One index total for Cambridge when compared with 2025. During the first three months of the year, there were 627 serious crimes reported in the City. For the same time period in 2025, the combined total for Murder, Rape, Robbery, Aggravated Assault, Burglary, Larceny & Auto Theft was 811 incidents. When measured against the five-year average, a 9% decrease in the crime index has been registered.

Further analysis of the crime totals for the first three months of 2026 indicates that violent crimes recorded a 3% increase when compared with last year. There was one homicide, six rapes, 15 robberies, and 81 aggravated assaults recorded from the beginning of the year through March 30, 2026.

Conversely, the numbers indicate that property crimes have dropped 26% so far in 2026 with crime totals registering significantly under the 2025 amount. The 44% decrease in shoplifting and 52% drop in larceny of bicycles during the first three months of the year are some of the key trend indicators in 2026 that have driven the downward curve in the property crime index. This winter was colder and snowier than recent years, which has undoubtedly contributed to the reduction in reported crimes.

When analyzing the serious crime totals of March 2026 versus the previous month of February 2026, there was an increase of 28% in the number of index incidents, with 49 more crimes reported in March.

| | <u>4 Week Snapshot</u> | | | <u>Year to Date</u> | | | <u>Five Year</u> | |
|-----------------------------|------------------------|---------------------|--------|---------------------|------|--------|------------------|--------|
| | 2/3/26 - 3/2/26 | 3/3/26 - 3/30/26 | Change | 2025 | 2026 | Change | Avg | Change |
| Total Violent Crime | 23 | 35 | 52% | 100 | 103 | 3% | 86 | 20% |
| Total Property Crime | 153 | 190 | 24% | 711 | 524 | -26% | 601 | -13% |
| Total Part I Crime | 176 | 225 | 28% | 811 | 627 | -23% | 687 | -9% |



Part I Property Crime

Analysis of property crime totals for March 2026 reveals a 26% decrease when measured against the same time in 2025 and a 13% drop below the five-year average of 601.

All but four of the property crime categories recorded notable decreases when measured against the first three months of 2025, including a 61% decrease in larceny from person, a 52% drop in bicycle thefts and a very substantial reduction of 44% in shopliftings (down 151 incidents). The only increase worth noting is the 39% rise in larcenies from residences, likely due to increased reports of package thefts around the City.

| | 4 Week Snapshot | | | Year to Date | | | Five Year | |
|-----------------------------|-----------------|------------------|------------|--------------|------------|-------------|------------|-------------|
| | 2/3/26 - 3/2/26 | 3/3/26 - 3/30/26 | Change | 2025 | 2026 | Change | Avg | Change |
| Burglary | 12 | 16 | 33% | 53 | 42 | -21% | 59 | -29% |
| Commercial Break | 7 | 5 | -29% | 25 | 19 | -24% | 16 | 19% |
| Housebreak | 5 | 11 | 120% | 28 | 23 | -18% | 43 | -47% |
| Larceny | 138 | 170 | 23% | 638 | 471 | -26% | 521 | -10% |
| Larceny (Misc) | 8 | 7 | -13% | 13 | 16 | 23% | 15 | 7% |
| Larceny from Building | 13 | 21 | 62% | 46 | 47 | 2% | 47 | 0% |
| Larceny from MV | 7 | 20 | 186% | 64 | 55 | -14% | 77 | -29% |
| Larceny from Person | 2 | 2 | 0% | 18 | 7 | -61% | 20 | -65% |
| Larceny from Residence | 33 | 43 | 30% | 82 | 114 | 39% | 89 | 28% |
| Larceny of Bicycle | 6 | 18 | 200% | 65 | 31 | -52% | 62 | -50% |
| Larceny of Plate | 1 | 4 | 300% | 4 | 9 | 125% | 7 | 29% |
| Larceny of Services | 0 | 0 | IN-CALC | 3 | 0 | IN-CALC | 4 | -100% |
| Shoplifting | 68 | 55 | -19% | 343 | 192 | -44% | 199 | -4% |
| Auto Theft | 3 | 4 | 33% | 20 | 11 | -45% | 21 | -48% |
| Total Property Crime | 153 | 190 | 24% | 711 | 524 | -26% | 601 | -13% |



Part I Violent Crime

From January 1st to March 30th, 2026, there were 103 violent crimes recorded in Cambridge, three incidents (3%) above last year's total of 100 incidents and 17 incidents (+20%) above the 86 crimes forecasted for the first quarter of the year.

There were six rapes reported in Cambridge through March 30th, which is even with the number reported during the first three months of 2025.

The trend observed during the past few years of a high percentage of aggravated assaults and street robberies occurring in Central Square has subsided somewhat in 2026, at least temporarily. Only 21 of the 81 aggravated assaults year-to-date (or 26%) have been reported in Central Square, as well as only four of the 13 street robberies (or 31%).

The first homicide of the year in Cambridge was reported on January 6, 2026. At approximately 7:52pm, officers responded to a Norfolk Street apartment complex for a report of a stabbing. One victim was located with serious injuries and was transported to a local hospital, where he later died. Victor Rivas, 51, of South Boston was arrested and charged with assault and battery with a dangerous weapon in connection with this incident. The preliminary investigation suggests that there was an altercation inside an apartment between the defendant and the male victim, who are believed to be known to each other. Both parties sustained injuries during the altercation. This incident remains under active investigation.

| | 4 Week Snapshot | | | Year to Date | | | Five Year | |
|----------------------------|-----------------|------------------|------------|--------------|------------|-----------|-----------|------------|
| | 2/3/26 - 3/2/26 | 3/3/26 - 3/30/26 | Change | 2025 | 2026 | Change | Avg | Change |
| Homicide | 0 | 0 | IN-CALC | 1 | 1 | 0% | 0 | IN-CALC |
| Rape | 0 | 3 | IN-CALC | 6 | 6 | 0% | 8 | -25% |
| Robbery | 4 | 7 | 75% | 16 | 15 | -6% | 19 | -21% |
| Commercial Robbery | 0 | 2 | IN-CALC | 4 | 2 | -50% | 6 | -67% |
| Street Robbery | 4 | 5 | 25% | 12 | 13 | 8% | 14 | -7% |
| Aggravated Assault | 19 | 25 | 32% | 77 | 81 | 5% | 58 | 40% |
| Total Violent Crime | 23 | 35 | 52% | 100 | 103 | 3% | 86 | 20% |



MURDER

No Patterns

- The first homicide of the year in Cambridge was reported on January 6, 2026. At approximately 7:52pm, officers responded to a Norfolk Street apartment complex for a report of a stabbing. One victim was located with serious injuries and was transported to a local hospital, where he later died. Victor Rivas, 51, of South Boston was arrested and charged with assault and battery with a dangerous weapon in connection with this incident. The preliminary investigation suggests that there was an altercation inside an apartment between the defendant and the male victim, who are believed to be known to each other. Both parties sustained injuries during the altercation. This incident remains under active investigation.
- The last reported homicide in Cambridge prior to the January 2026 incident took place on January 13, 2025, shortly before 11:30pm. This was the first homicide reported in the City in over a year. One victim, 21-year-old Angel Nieves of Springfield and formerly of Cambridge, was located with multiple gunshot wounds outside of a residence on Clifton Street. He was transported to a local hospital where he was later pronounced deceased. This incident remains under active investigation.
- There were no murders recorded in Cambridge in 2024. This has happened only four other times in the past 20 years—in 2004, 2007, 2010, and 2022.
- Officers responded to the area of 10 Magazine Street in Central Square shortly after midnight on November 23, 2023. Two individuals with gunshot wounds were located and transported to a Boston hospital. One victim, 27-year-old Danasia Greene of Cambridge, was pronounced deceased at the hospital. The second victim, a 26-year-old male from Boston, was treated for non-life-threatening injuries. It remains under investigation.

Percent Change*

Last 4 Weeks

Previous Year

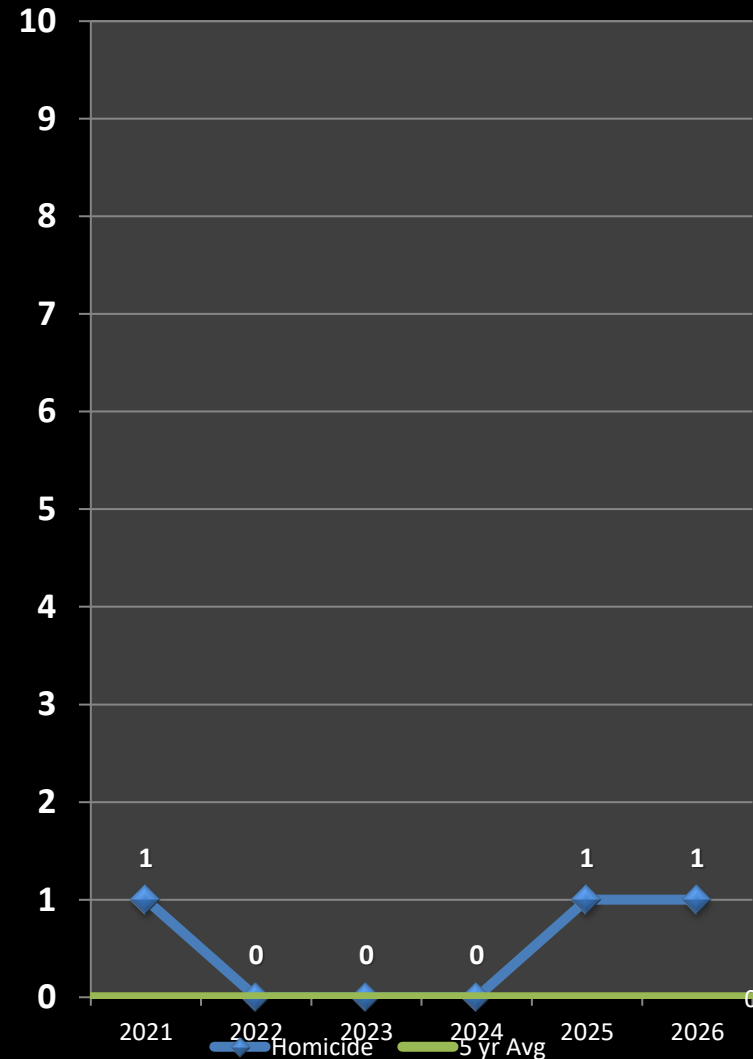
5-Year Average

In-calc

0%

In-calc

*IN -CALC: Percentages are not calculated for numbers so small as to present a statistically misleading percentage.





RAPE

No Patterns

- There have been six rapes reported in Cambridge so far in 2026, which is even with the six reported during the first three months of 2025 and is down two (-25%) from the five-year weighted average of eight.
- The rapes reported so far in 2026 have been categorized as four domestic assaults, one contact incident and one blitz incident.
- The total number of reported rapes tends to fluctuate from year to year, but the number of stranger-to-stranger rapes reported each year in Cambridge—typically between 5 and 15—remains extremely low.

Percent Change*

Last 4 Weeks

Previous Year

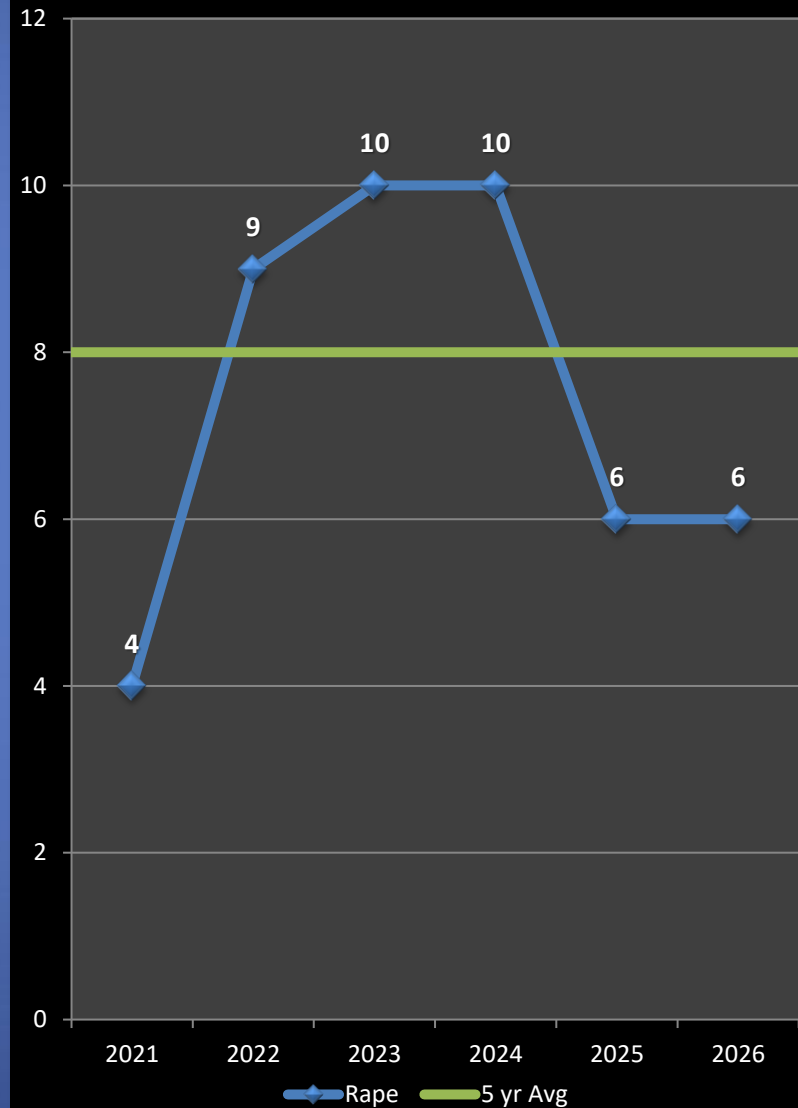
5-Year Average

In-Calc

0%

-25%

*IN -CAL: Percentages are not calculated for numbers so small as to present a statistically misleading percentage.





AGGRAVATED ASSAULT

No Patterns

- The total of 81 aggravated assaults reported through March 30, 2026, is 5% higher than that reported during the first three months of 2025. The total reported through 3/30 is also 40% above the five-year average of 58.
- The 81 aggravated assaults reported in 2026 are comprised of the following classifications: 24 domestic altercations; 22 unprovoked scenarios; seven assaults between acquaintances; six each of traffic & parking assaults and shop owner/patron assaults; five psychotic episodes; four assaults on police officers; two landlord/neighbor assaults; and one each of juvenile assaults, bar assaults, affrays, workplace incidents, and third lover situation.
- Although likely, it is unknown at this time if the trend observed during the past few years of a high percentage of aggravated assaults taking place in Central Square will continue into 2026. While 21 of the 81 assaults have taken place in that business district thus far, it remains to be seen if this will become the historic hot spot of the past. In March, nine took place in Central Square in and four took place in Inman Square.
- There has been one confirmed shots fired incident through 3/30 of 2026, which resulted in no injuries. Through the same time period in 2025, there were four shots fired incidents, three resulting in gunshot wounds (two non-fatal and one homicide) and one resulting in no injuries.

Percent Change

Last 4 Weeks

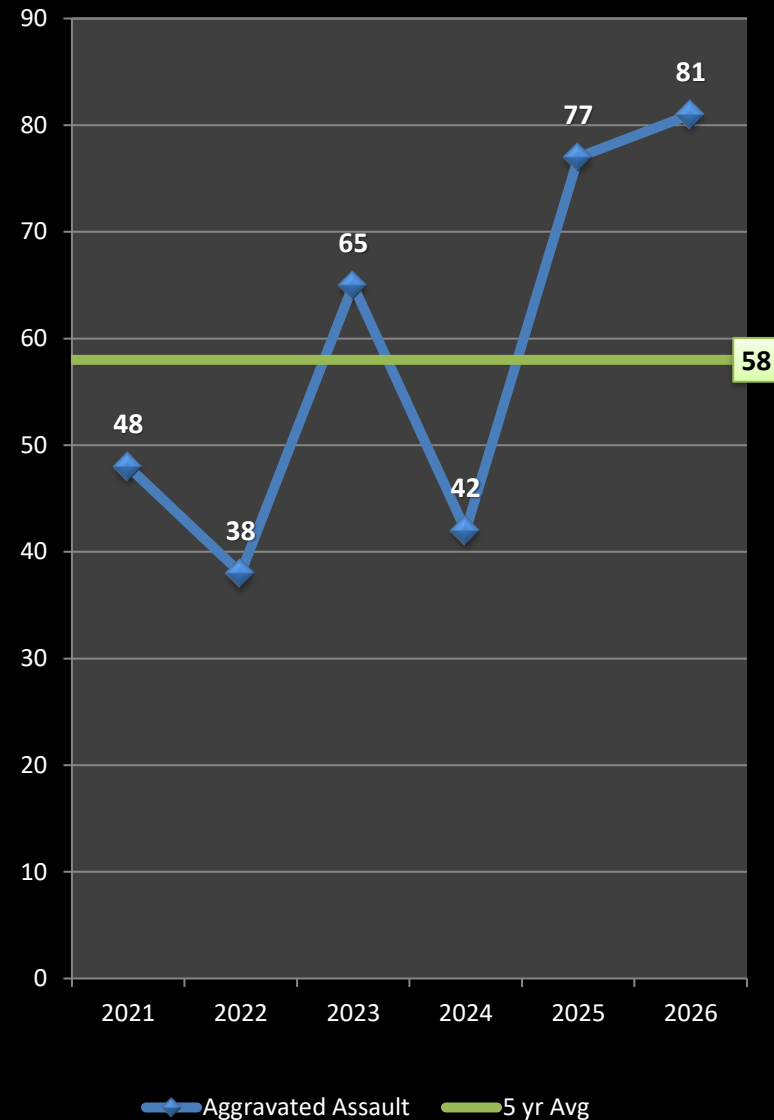
+32%

Previous Year

+5%

5-Year Average

+40%

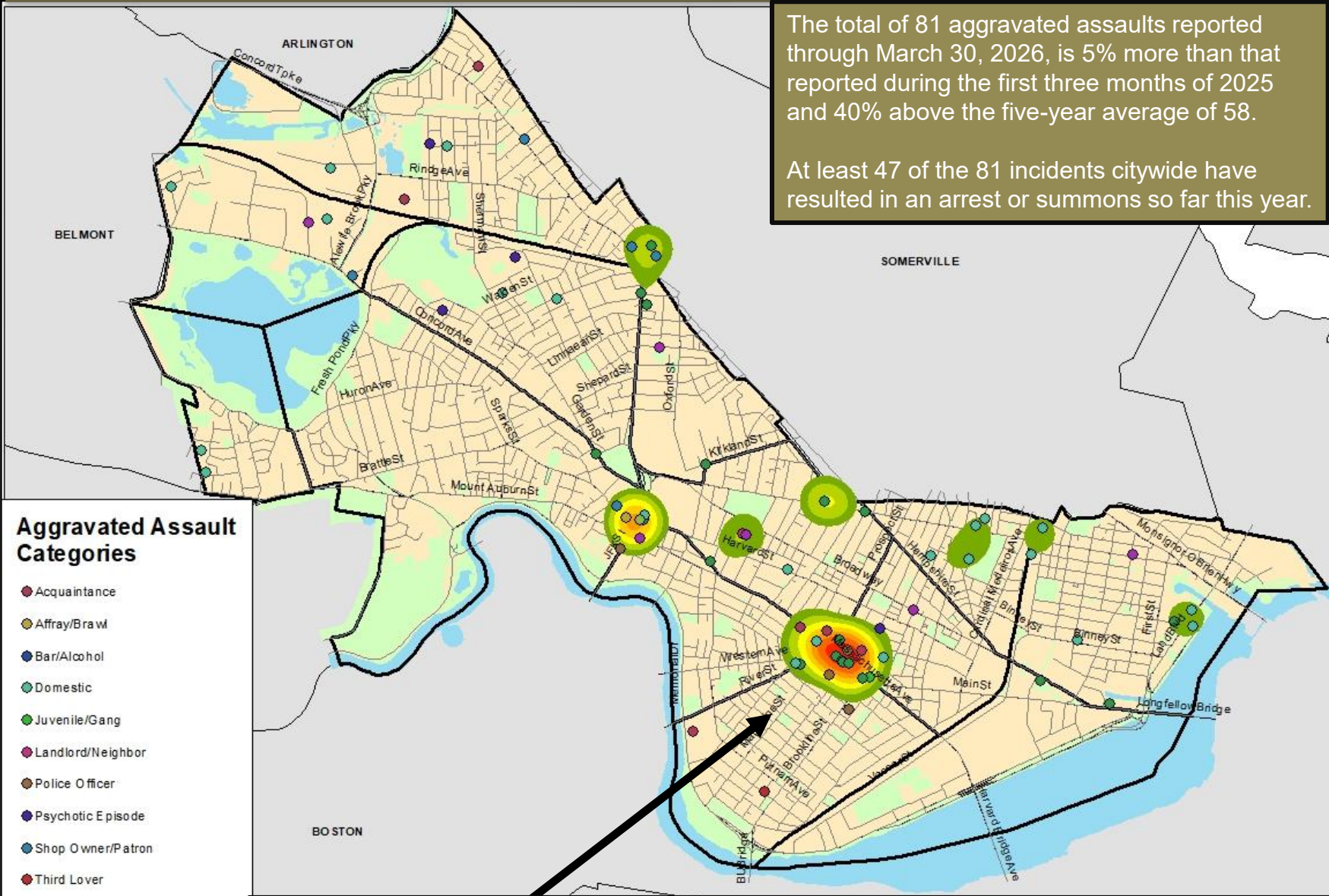




Geographic Breakdown of Aggravated Assaults: 1.1.26 – 3.30.26

The total of 81 aggravated assaults reported through March 30, 2026, is 5% more than that reported during the first three months of 2025 and 40% above the five-year average of 58.

At least 47 of the 81 incidents citywide have resulted in an arrest or summons so far this year.



Central Square has recorded 21 assaults year-to-date, with unprovoked assaults being the top category, accounting for seven of the incidents, followed by acquaintance assaults with four incidents.

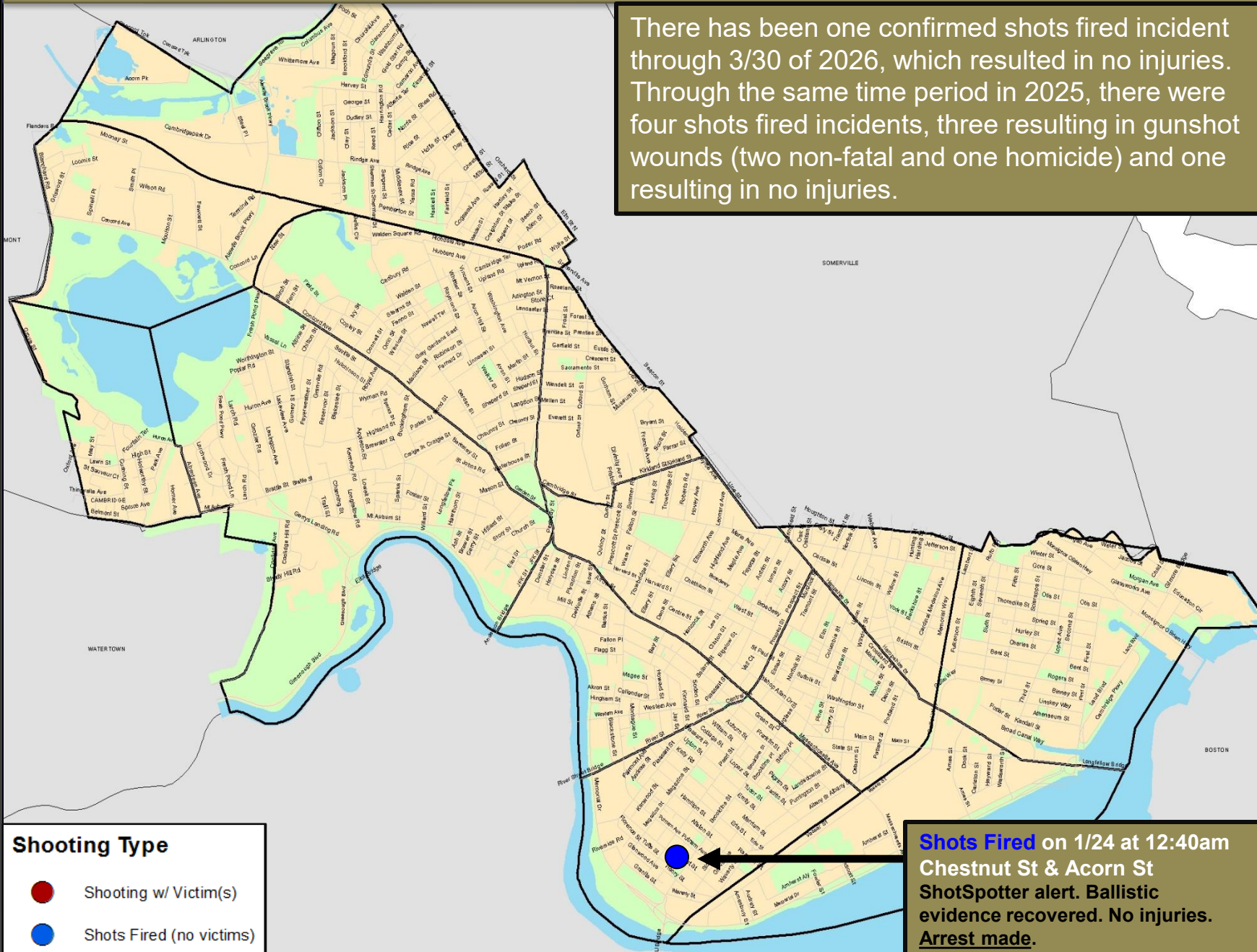


Shootings & Shots Fired in Cambridge: 1.1.26 – 3.30.26

Cambridge Police BridgeStat

March 2026

There has been one confirmed shots fired incident through 3/30 of 2026, which resulted in no injuries. Through the same time period in 2025, there were four shots fired incidents, three resulting in gunshot wounds (two non-fatal and one homicide) and one resulting in no injuries.



Shooting Type

- Shooting w/ Victim(s)
- Shots Fired (no victims)

Shots Fired on 1/24 at 12:40am Chestnut St & Acorn St ShotSpotter alert. Ballistic evidence recovered. No injuries. Arrest made.



Robbery

No Patterns

- The five-year average for overall robbery in Cambridge through the first quarter of the year is 19 incidents. In 2026, 15 total robberies have been recorded to date, which translates to a 21% drop below the projected total and a 6% decrease below the 16 robberies reported through 3/30 in 2025.
- Two commercial robberies have been reported year-to-date in 2026 (both in March), down two incidents (-50%) from the first quarter of 2025 and down four (-67%) from the five-year average of six. Both robberies were unrelated, but one of the two involved a shoplifting at a drug store that escalated into a robbery. This was a frequent scenario throughout much of 2025 as well.
- Street robberies year-to-date in 2026 are down one incident (-7%) below the five-year average of 14 and are up one incident (+8%) above the 12 street robberies reported during the same time frame in 2025. No street robbery patterns have emerged anywhere in Cambridge year-to-date.

Percent Change

Last 4 Weeks

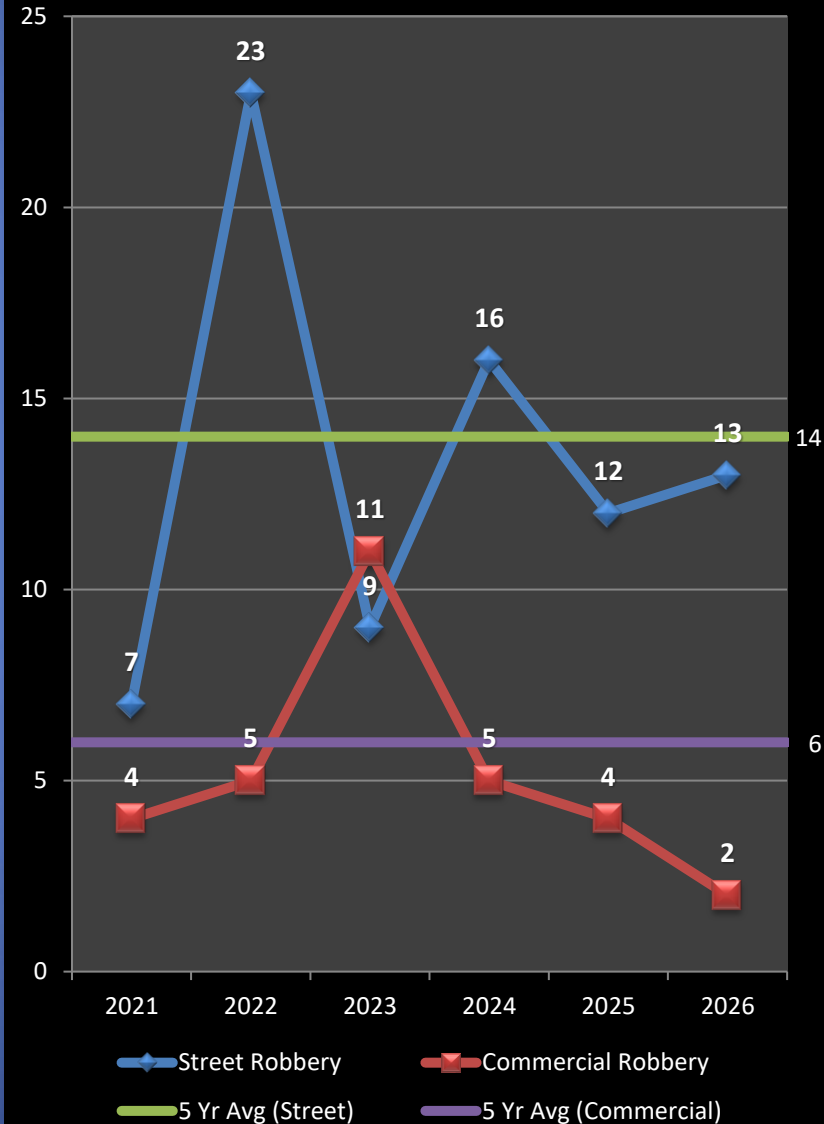
+75%

Previous Year

-6%

5-Year Average

-21%

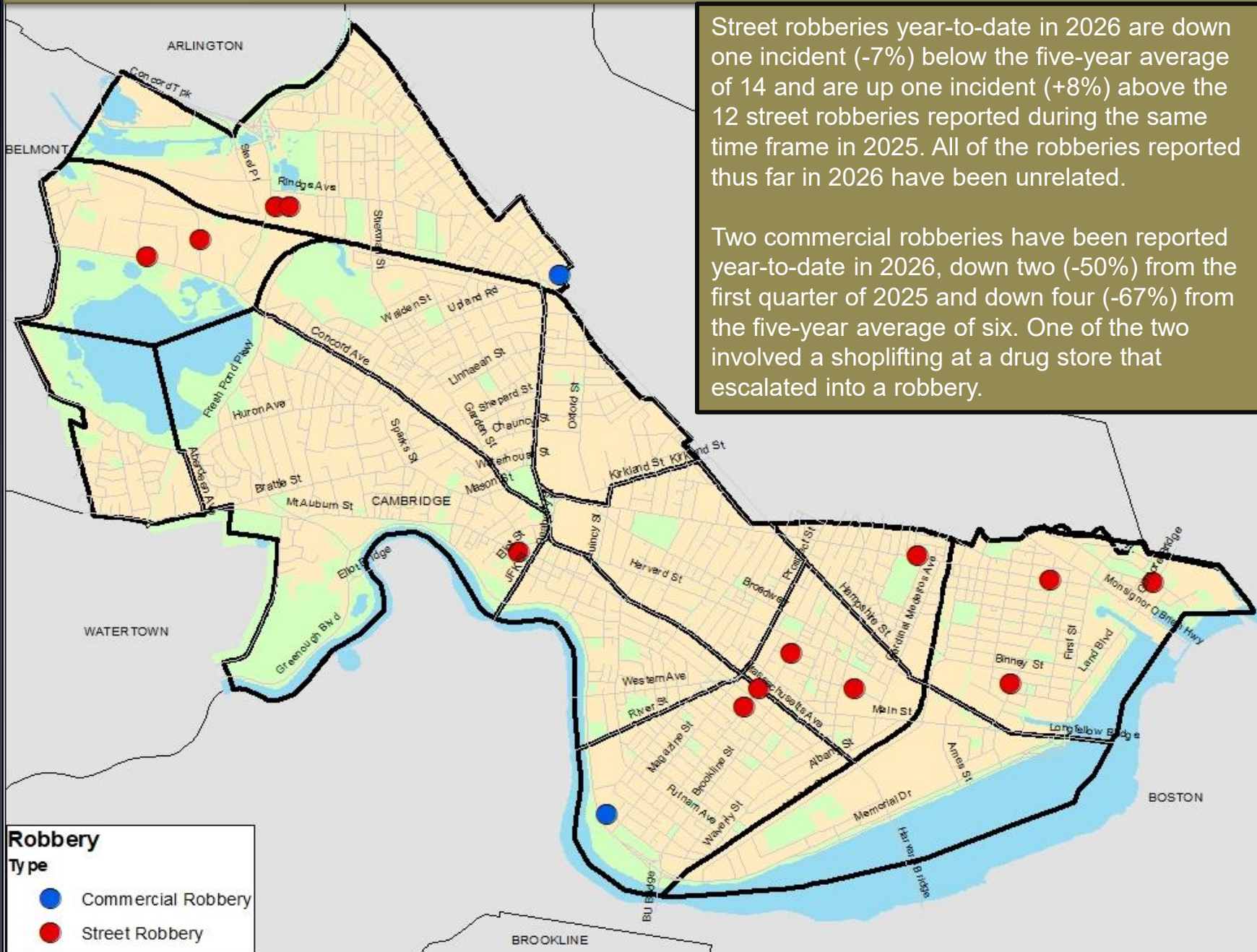




Geographic Breakdown of Street & Commercial Robberies: 1.1.26 – 3.30.26

Cambridge Police BridgeStat

March 2026



Street robberies year-to-date in 2026 are down one incident (-7%) below the five-year average of 14 and are up one incident (+8%) above the 12 street robberies reported during the same time frame in 2025. All of the robberies reported thus far in 2026 have been unrelated.

Two commercial robberies have been reported year-to-date in 2026, down two (-50%) from the first quarter of 2025 and down four (-67%) from the five-year average of six. One of the two involved a shoplifting at a drug store that escalated into a robbery.

Robbery Type

- Commercial Robbery
- Street Robbery



Burglary

No Patterns

- The property index crime of burglary, the combination of residential and commercial breaks, recorded a decrease of 21% through March 30th of 2026 when compared to the 53 incidents reported during the first three months of 2025. The total of 42 burglary incidents reported thus far in 2026 is also 29% below the five-year average of 59.
- Housebreaks through March 30th decreased by five incidents (18%) from 28 in 2025 to 23 in 2026.
- Of the 23 housebreaks that have occurred so far in 2026, Cambridgeport and North Cambridge have reported the most with five each.
- Commercial breaks are down by six incidents (24%), dropping from 25 incidents in the first quarter of 2025 to 19 in 2026.
- There are no defined patterns of residential or commercial burglaries anywhere in the city at the present time.

Percent Change

Last 4 Weeks

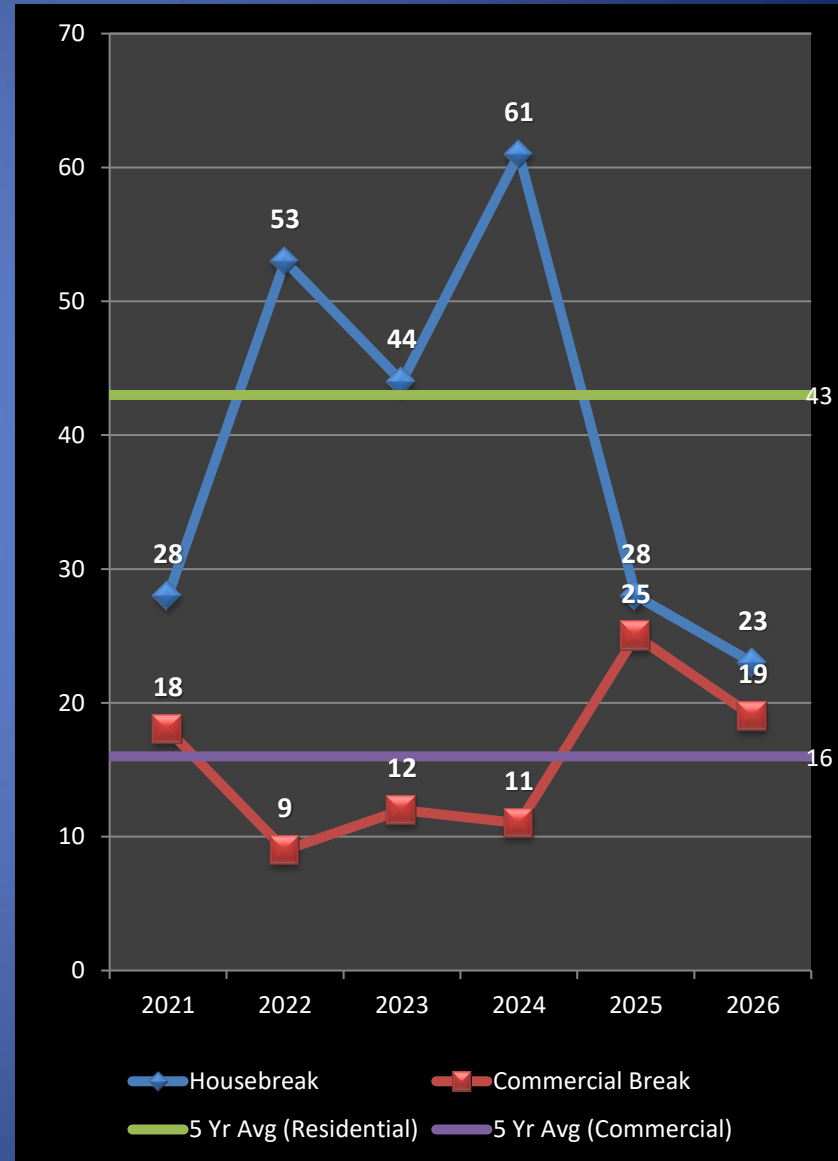
+33%

Previous Year

-21%

5-Year Average

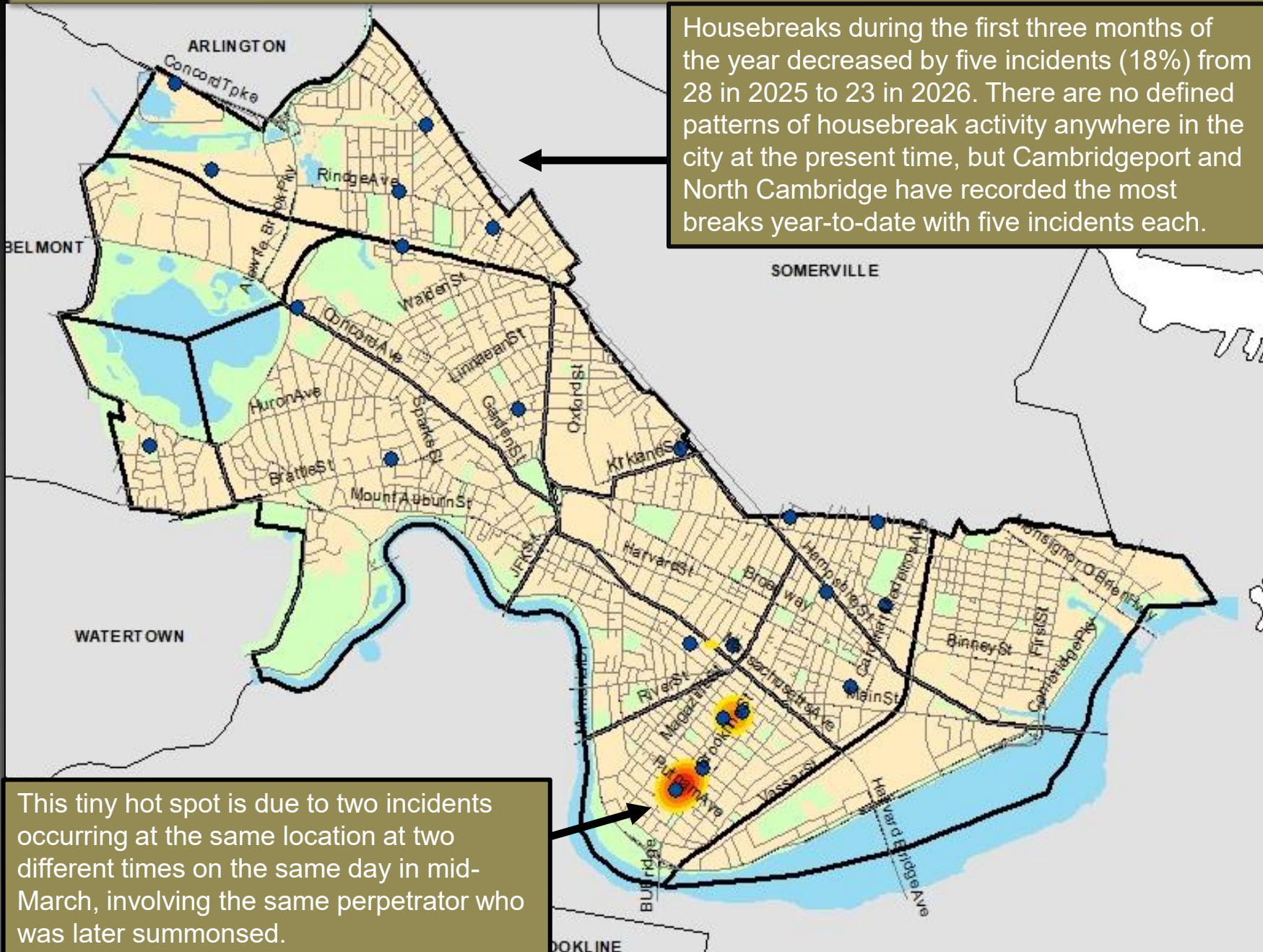
-29%





Geographic Breakdown of Housebreaks: 1.1.26 – 3.30.26

Cambridge Police BridgeStat



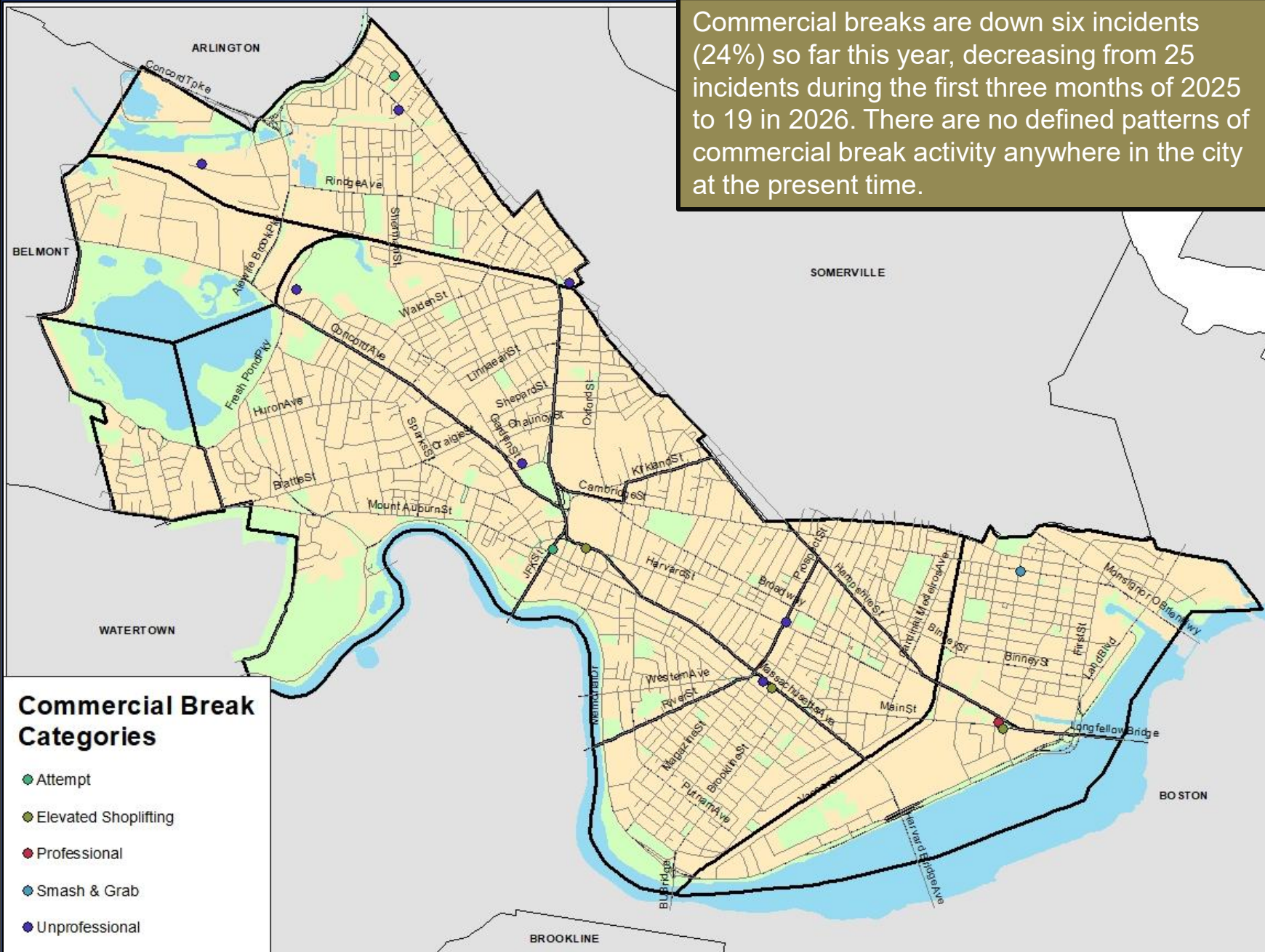
Housebreaks during the first three months of the year decreased by five incidents (18%) from 28 in 2025 to 23 in 2026. There are no defined patterns of housebreak activity anywhere in the city at the present time, but Cambridgeport and North Cambridge have recorded the most breaks year-to-date with five incidents each.

This tiny hot spot is due to two incidents occurring at the same location at two different times on the same day in mid-March, involving the same perpetrator who was later summonsed.



Geographic Breakdown of Commercial Breaks: 1.1.26 – 3.30.26

Commercial breaks are down six incidents (24%) so far this year, decreasing from 25 incidents during the first three months of 2025 to 19 in 2026. There are no defined patterns of commercial break activity anywhere in the city at the present time.





LARCENY

No Patterns

- Overall larceny through March 30th of 2026 has registered at 471 incidents, 26% below the same time in 2025. The total of 471 larcenies reported in 2026 is also 10% below the 5-year average of 521 incidents.
- The larceny from motor vehicle total through March 30th, 2026, is 55 incidents, 14% below the same time frame in 2025. This is also 29% (22 incidents) below the five-year average of 77 incidents.
- Through March 30th, 2026, there were seven larcenies from the person reported in Cambridge, down 61% (11 incidents) when compared to 2025. Cambridgeport and North Cambridge have had the most incidents so far this year with two reports each.
- There were 47 larcenies from buildings reported in the first three months of 2026. This total is one incident (2%) above the same time in 2025 and even with the five-year average. We are monitoring a recent rise in thefts from lockers at health clubs in the Central & Porter Sq areas.
- Larcenies from residences are up 32 incidents (39%) in 2026 when compared with 2025. Package thefts have accounted for 76 (or 67%) of the 114 larcenies from residences reported so far this year.
- There have been 31 larcenies of bicycles reported so far in 2026. This total is 34 incidents (52%) below the first quarter of 2025 and 31 incidents below the five-year average of 62. The top neighborhoods for bike thefts so far in 2026 are North Cambridge with nine and The Port and Riverside with four each.

Percent Change

Last 4 Weeks

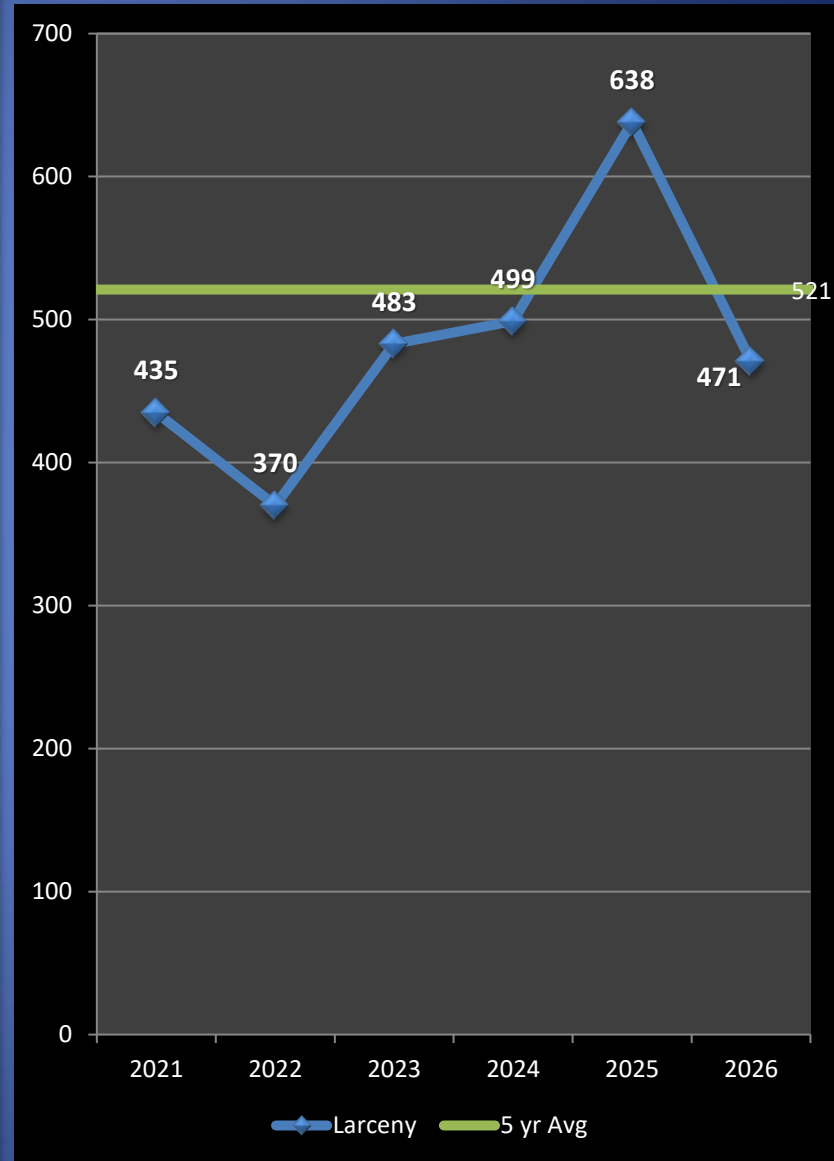
+23%

Previous Year

-26%

5-Year Average

-10%





LARCENY From MV

No Patterns

- The larceny from motor vehicle (LMV) total through the first quarter of 2026 is 55 incidents, which is 14% (nine incidents) below the same time period in 2025. The 55 thefts from vehicles reported so far this year also indicate a decrease of 22 incidents (-29%) below the 77 car breaks forecasted for this time period.
- The neighborhoods with the most larcenies from motor vehicles in the first three months of 2026 were Mid-Cambridge and North Cambridge with 17 and 15 incidents, respectively.
- Comparing the last four weeks (March) to the previous four (February), there was a 186% increase in larcenies from motor vehicles, with 13 more incidents reported in March (20 LMVs) than in February (7 LMVs). This notable increase is likely due to the reduction in snow in March that had been covering many of the cars citywide and acting like a natural deterrent during February.
- Of the 55 incidents reported so far in 2026, 28 vehicles (51%) were entered via unknown means and 22 vehicles (40%) were entered through an unlocked door at the time of the theft.

Percent Change

Last 4 Weeks

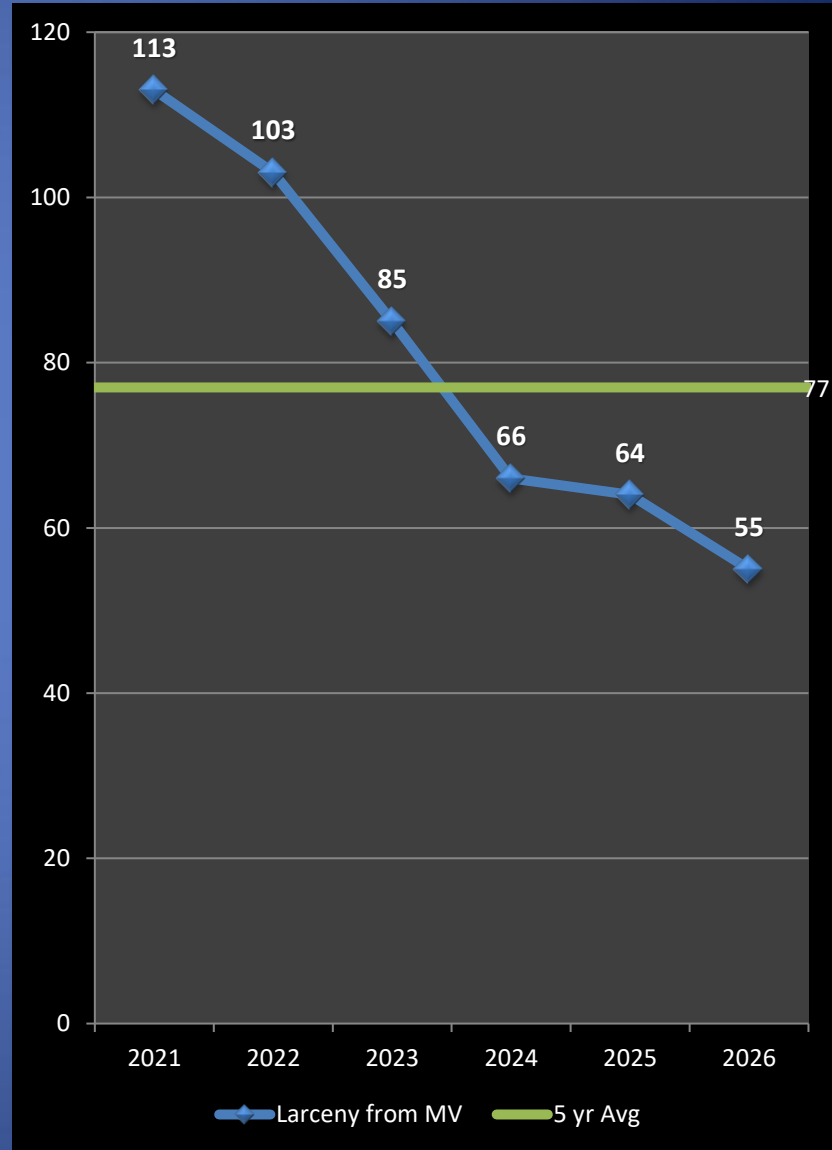
+186%

Previous Year

-14%

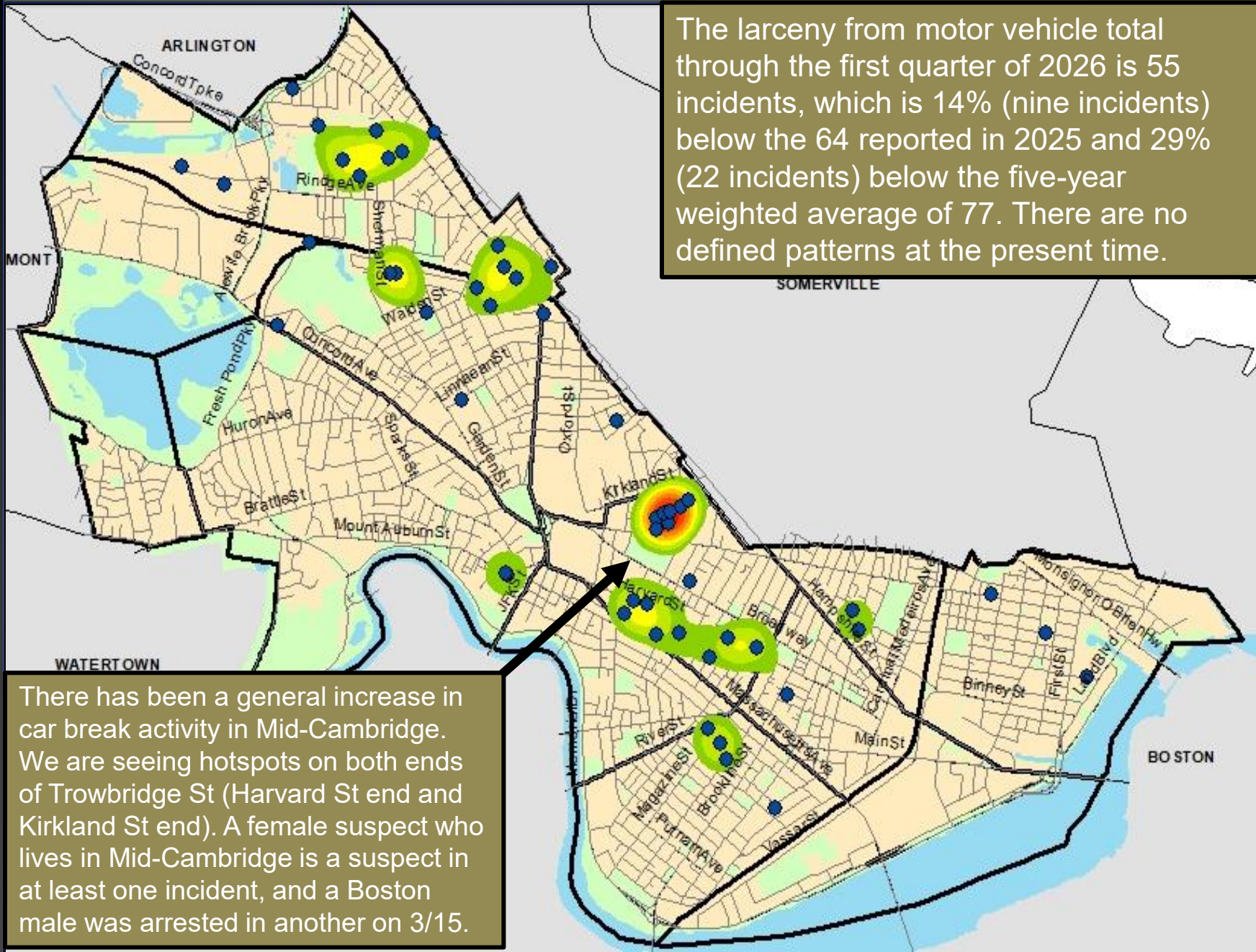
5-Year Average

-29%





Geographic Breakdown of Larceny from Motor Vehicles: 1.1.26 – 3.30.26



The larceny from motor vehicle total through the first quarter of 2026 is 55 incidents, which is 14% (nine incidents) below the 64 reported in 2025 and 29% (22 incidents) below the five-year weighted average of 77. There are no defined patterns at the present time.

There has been a general increase in car break activity in Mid-Cambridge. We are seeing hotspots on both ends of Trowbridge St (Harvard St end and Kirkland St end). A female suspect who lives in Mid-Cambridge is a suspect in at least one incident, and a Boston male was arrested in another on 3/15.



LARCENY of Bicycle

No Patterns

- Likely due to the colder weather and snow at the beginning of this year, 2026 has started off with a sharp decline in bike thefts. There have been 31 bicycle thefts reported citywide so far in 2026, down 52% from the 65 reported during the same time frame in 2025. Additionally, the 2026 total is registering at 50% below the five-year average of 62.
- The most recent four weeks (March 2026) saw a 200% increase in bike thefts when compared with the previous four weeks (February 2026), with 12 additional thefts reported in March. This is likely due to the slightly warmer weather and reduction in snow.
- 16 bike thefts (or 52% of all citywide thefts year-to-date) have occurred south of Harvard Square.
- Of the 31 bike thefts reported so far in 2026, 22 (71%) were reportedly locked at the time of the theft.

Top Neighborhoods for Bike Theft Year-to-Date in 2026

| Neighborhood | YTD Total | % Citywide |
|-----------------|-----------|------------|
| North Cambridge | 9 | 29% |
| Riverside | 4 | 13% |
| The Port | 4 | 13% |
| Mid-Cambridge | 3 | 10% |
| Peabody | 3 | 10% |

Percent Change

Last 4 Weeks

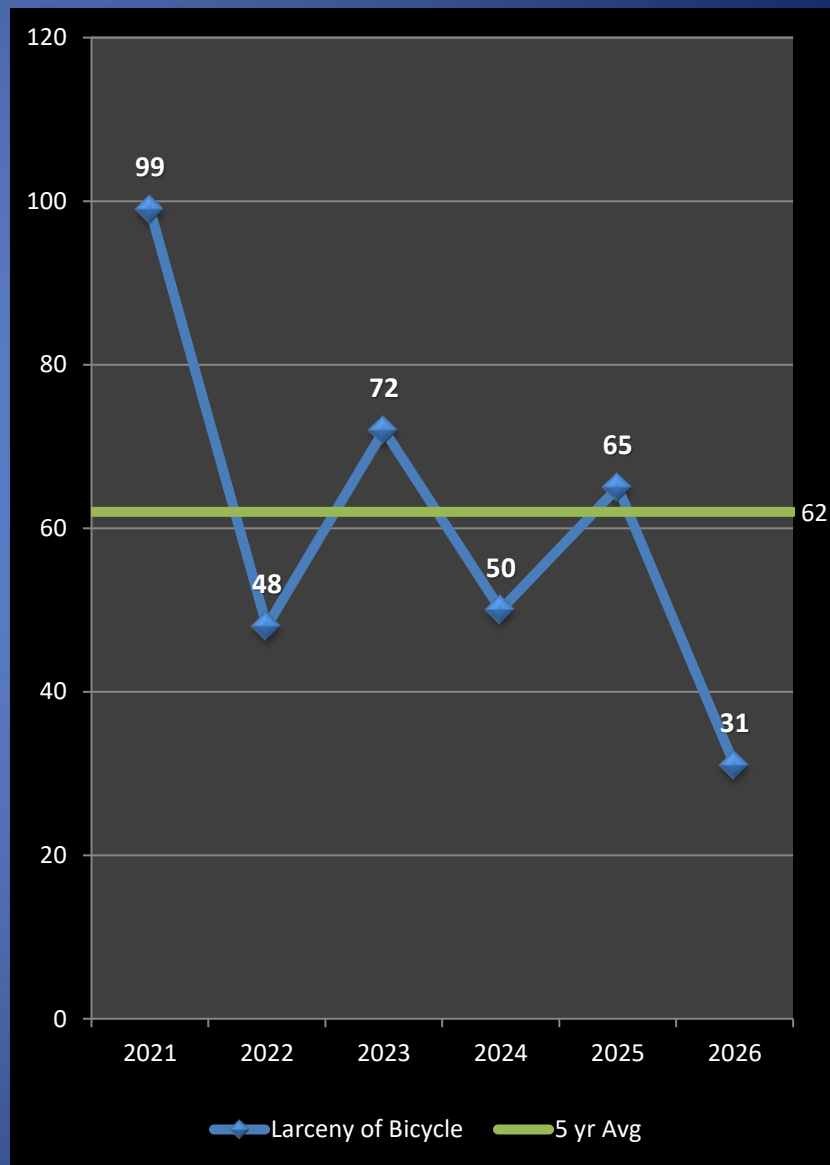
+200%

Previous Year

-52%

5-Year Average

-50%

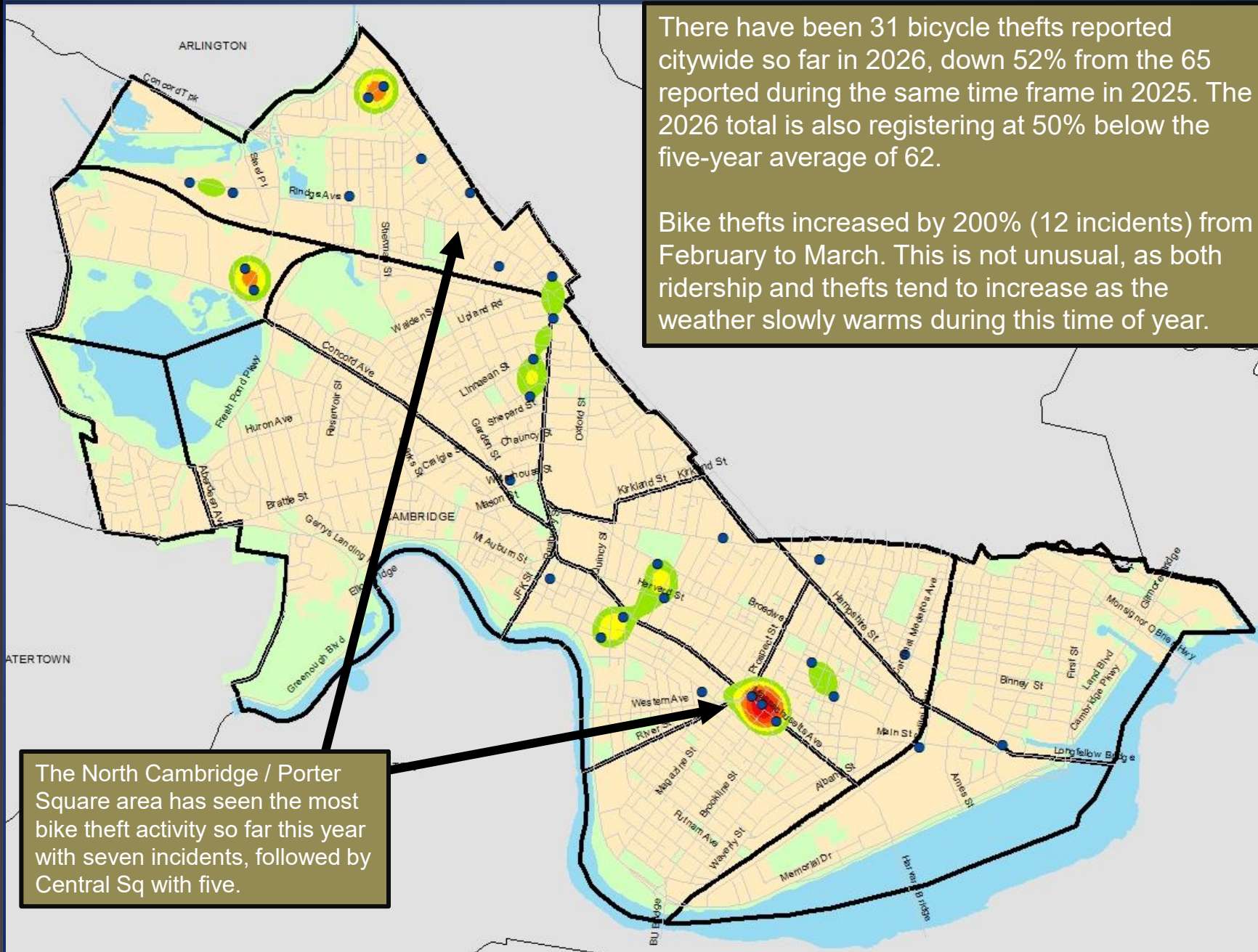




Geographic Breakdown of Bicycle Thefts: 1.1.26 – 3.30.26

Cambridge Police BridgeStat

March 2026



There have been 31 bicycle thefts reported citywide so far in 2026, down 52% from the 65 reported during the same time frame in 2025. The 2026 total is also registering at 50% below the five-year average of 62.

Bike thefts increased by 200% (12 incidents) from February to March. This is not unusual, as both ridership and thefts tend to increase as the weather slowly warms during this time of year.

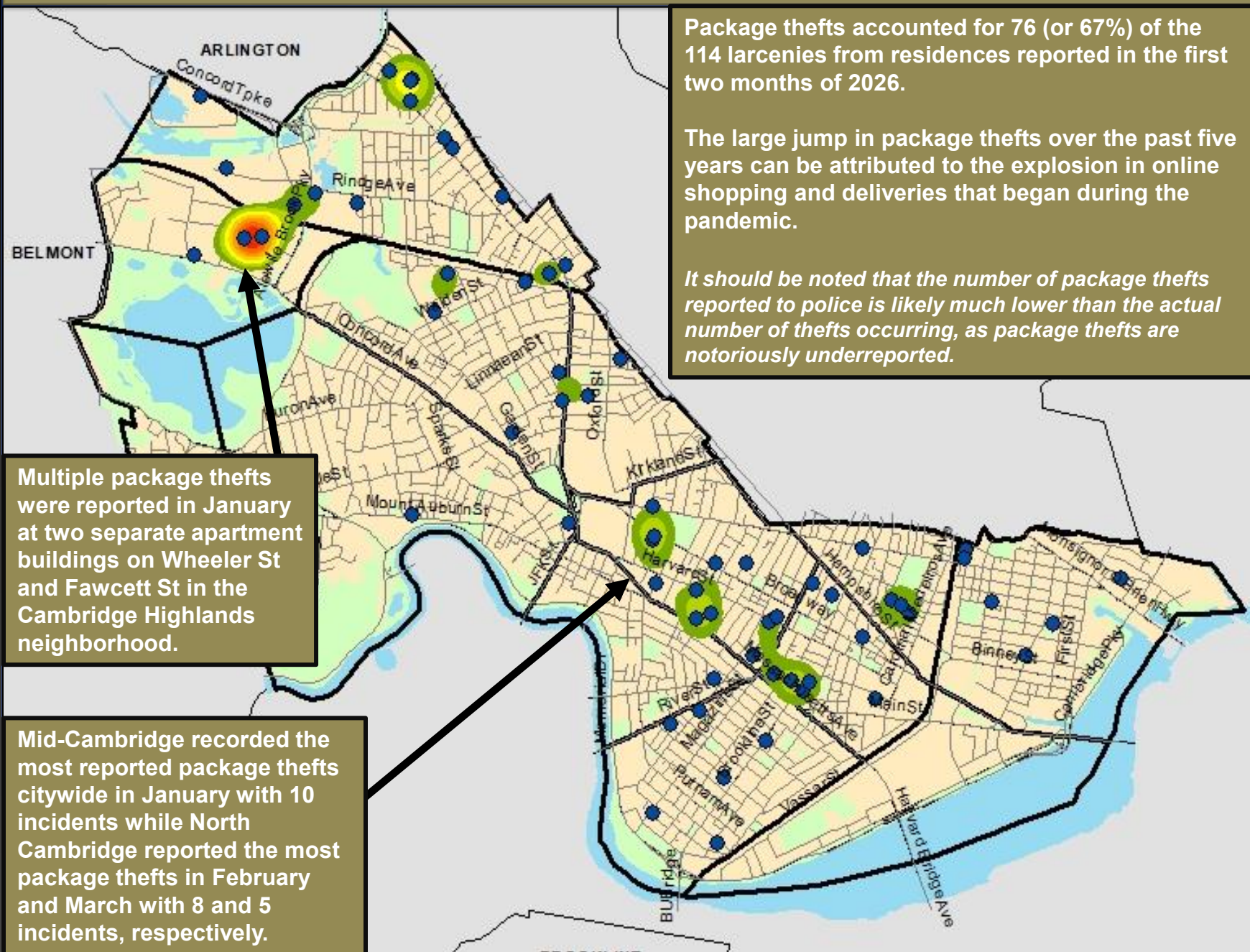
The North Cambridge / Porter Square area has seen the most bike theft activity so far this year with seven incidents, followed by Central Sq with five.



Geographic Breakdown of Package Thefts: 1.1.26 – 3.30.26

Cambridge Police BridgeStat

March 2026



Package thefts accounted for 76 (or 67%) of the 114 larcenies from residences reported in the first two months of 2026.

The large jump in package thefts over the past five years can be attributed to the explosion in online shopping and deliveries that began during the pandemic.

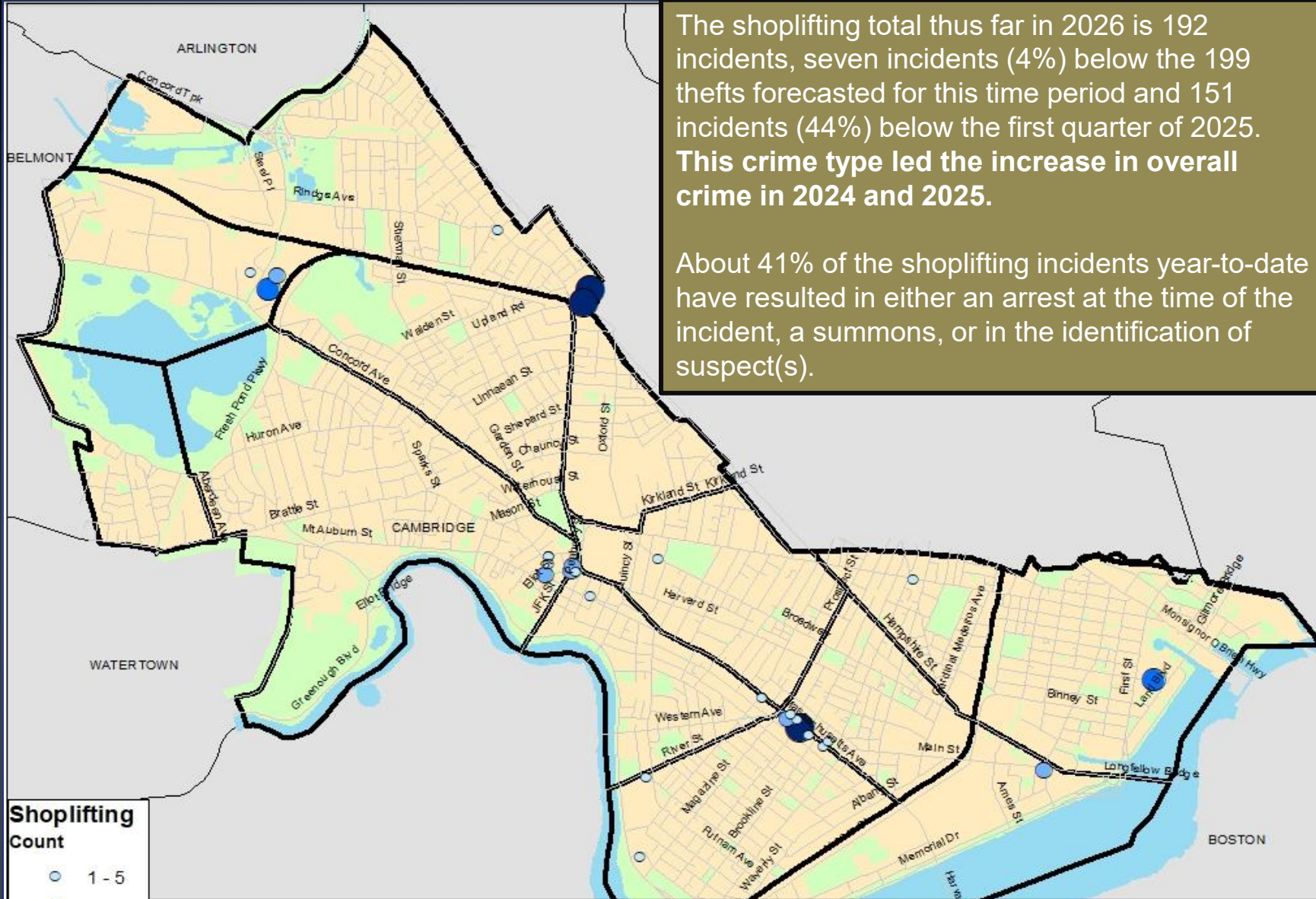
It should be noted that the number of package thefts reported to police is likely much lower than the actual number of thefts occurring, as package thefts are notoriously underreported.

Multiple package thefts were reported in January at two separate apartment buildings on Wheeler St and Fawcett St in the Cambridge Highlands neighborhood.

Mid-Cambridge recorded the most reported package thefts citywide in January with 10 incidents while North Cambridge reported the most package thefts in February and March with 8 and 5 incidents, respectively.



Geographic Breakdown of Shoplifting: 1.1.26 – 3.30.26



Shoplifting Count

- 1 - 5
- 6 - 12
- 13 - 20
- 21 - 29

The shoplifting total thus far in 2026 is 192 incidents, seven incidents (4%) below the 199 thefts forecasted for this time period and 151 incidents (44%) below the first quarter of 2025. **This crime type led the increase in overall crime in 2024 and 2025.**

About 41% of the shoplifting incidents year-to-date have resulted in either an arrest at the time of the incident, a summons, or in the identification of suspect(s).

Year-to-date, the CVS in Porter Square has seen the most incidents with 29, followed by the Target in Porter Square with 28, and the Target in Central Square with 26. Only seven locations have seen more than 10 incidents of shoplifting so far this year.



AUTO THEFT

No Patterns

- The five-year weighted average for auto thefts for the first three months of the year is 21, and with 11 reported so far in 2026, Cambridge has experienced a decrease of 48% below the expected total. Auto thefts also dropped 45% (nine incidents) when compared with the first three months of 2025.
- The neighborhood breakdown for auto thefts so far in 2026 is as follows: Cambridgeport – 4; Peabody – 2; and Riverside, North Cambridge, Baldwin, West Cambridge, and Strawberry Hill with 1 each.
- Two of the 11 auto thefts reported so far this year involved a situation where the operator left the vehicle unlocked and/or running in order to deliver a package or grab food. When the victim returned, the vehicle was gone.
- Six of the 11 motor vehicles stolen in 2026 have been recovered to date.

Percent Change

Last 4 Weeks

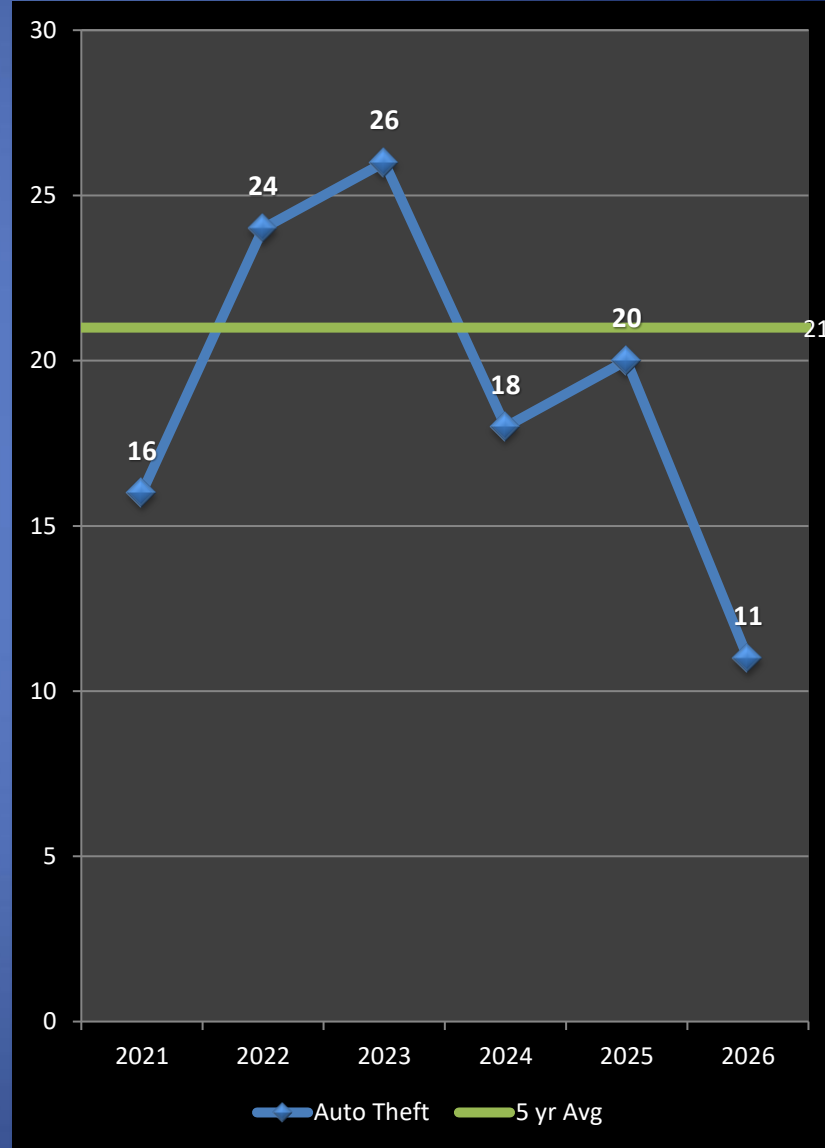
+33%

Previous Year

-45%

5-Year Average

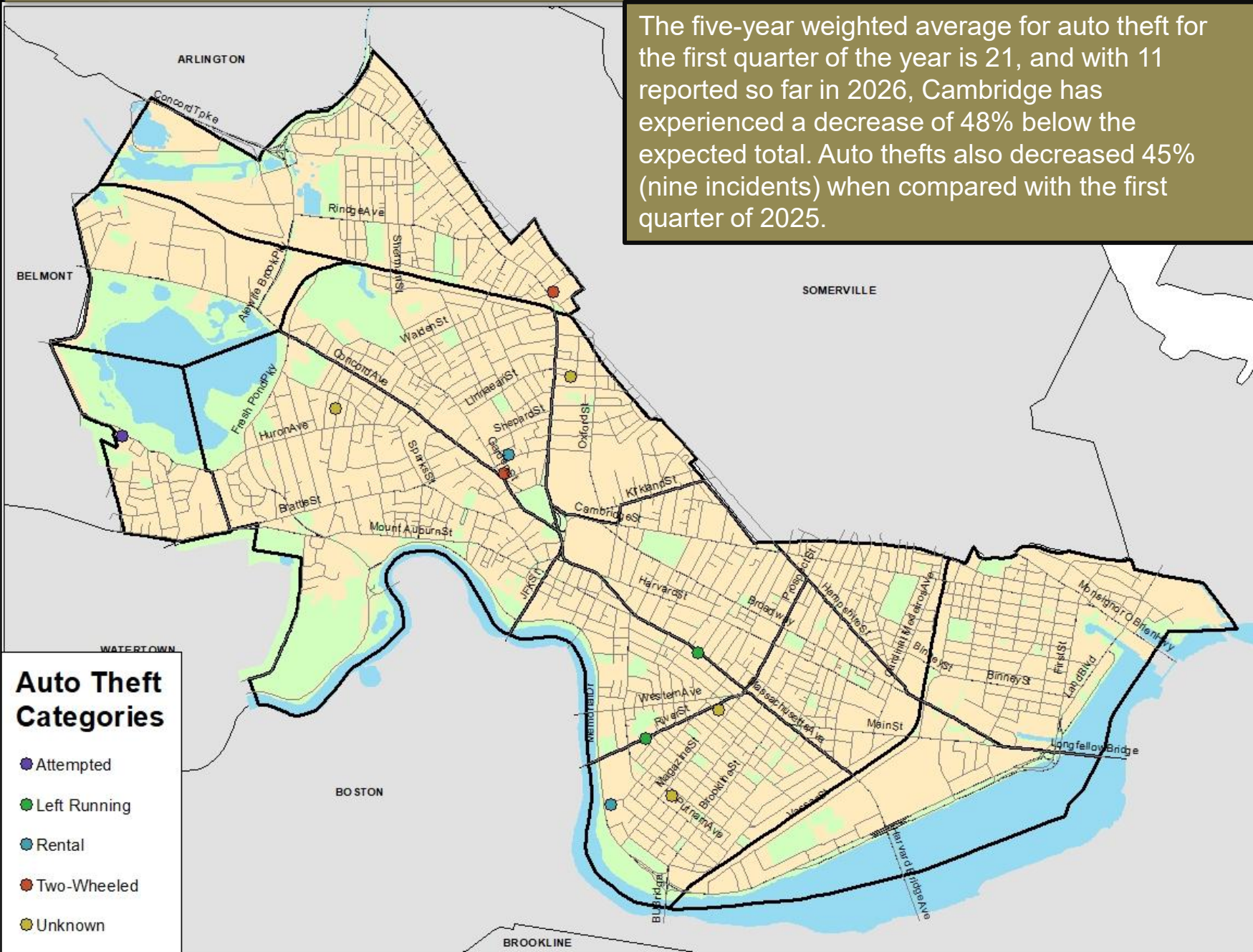
-48%





Geographic Breakdown of Auto Theft: 1.1.26 – 3.30.26

The five-year weighted average for auto theft for the first quarter of the year is 21, and with 11 reported so far in 2026, Cambridge has experienced a decrease of 48% below the expected total. Auto thefts also decreased 45% (nine incidents) when compared with the first quarter of 2025.





Help Prevent Crime

And keep yourself informed!

To receive information from the CPD:

- Sign up with for the **Cambridge Alert Network**, to receive alerts about emerging crime patterns, neighborhood meetings, and crime prevention tips, by visiting www.CambridgeMa.gov/AlertNetwork.
- “Like” the Cambridge Police Department on Facebook at www.facebook.com/CambridgePolice
- Follow [@CambridgePolice](https://twitter.com/CambridgePolice) on Twitter.
- Visit our website at www.CambridgePolice.org for valuable information and reports including the Daily Log and BridgeStat, which is published on the first Friday of every month.
- Download our “MyPD” smartphone app at www.CambridgePolice.org/MyPD.

To Share Information with the CPD:

- Call our Non-Emergency Telephone Number at **617-349-3300**.
 - Every call for service generates a police response, so help drive our resources by reporting things that seem suspicious or out of the ordinary.
- Send an Anonymous TEXT-A-TIP:
 - Send an ANONYMOUS text message to **Tip411 (847411)**. Begin your message with Tip650 and then type your message. You will receive a response from the Cambridge Police with the option to continue communicating. Please remember that this is not a replacement for 9-1-1. **If you witness an emergency situation, please call 9-1-1 immediately.**
- Send an Anonymous Crime Tip E-Mail at www.CambridgePolice.org/Tips