



# Cambridge Police Department BridgeStat

May 2024

Produced by the Crime Analysis Unit



# Part I Total Crime

An analysis of the serious crime statistics for the first five months of 2024 points to a 1% increase in the Part One index total for Cambridge when compared with the first five months of 2023. Through June 3<sup>rd</sup> of 2024, there were 1,253 serious crimes reported in the City. For the same time period in 2023, the combined total for Murder, Rape, Robbery, Aggravated Assault, Burglary, Larceny & Auto theft was 1,244 incidents, just nine incidents less. However, despite being on par with last year, a 19% rise in the crime index has still been registered when measured against the five-year weighted average.

Further analysis of the crime totals for the first five months of 2024 indicates that violent crimes recorded a 28% decrease when compared to last year. There were zero homicides, 12 rapes, 36 robberies, and 95 aggravated assaults recorded through June 3<sup>rd</sup> of this year.

Conversely, the numbers indicate that property crimes saw a rise, increasing 6% above the 2023 total for the first five months, with 65 more crimes reported in 2024. Despite a 71% rise in shoplifting incidents, a 9% increase in housebreaks, and a 6% rise in larcenies from residences, sizeable reductions in larceny from motor vehicles (-33%) and larceny of bicycles (-24%) were key to keeping the property crime increase relatively small.

When analyzing the serious crime totals of May 2024 versus the previous month of April 2024, there was an increase of 3% in the number of index incidents, with eight more crimes reported.

	4 Week Snapshot			Year to Date			Five Year	
	4/9/24 - 5/6/24	5/7/24 - 6/3/24	Change	2023	2024	Change	Avg	Change
Total Violent Crime	39	29	-26%	199	143	-28%	149	-4%
Total Property Crime	224	242	8%	1045	1110	6%	908	22%
Total Part I Crime	263	271	3%	1244	1253	1%	1057	19%



# Part I Property Crime

Analysis of property crime totals for the first five months of 2024 reveals a 6% increase when measured against the same time frame in 2023 and a 22% rise above the five-year average of 908.

Half of the property crime categories are recording decreases when measured against the first five months of 2023. Notable reductions in larceny from motor vehicles (-33%) and larceny of bicycles (-24%) were able to counter increases in housebreaks (+9%) and shopliftings (+71%), resulting in only a minimal increase for the time period when compared with the same time last year.

	4 Week Snapshot				Year to Date			Five Year	
	4/9/24 - 5/6/24	5/7/24 - 6/3/24	Change		2023	2024	Change	Avg	Change
<b>Burglary</b>	<b>17</b>	<b>13</b>	<b>-24%</b>		<b>93</b>	<b>98</b>	<b>5%</b>	<b>85</b>	<b>15%</b>
Commercial Break	10	5	-50%		24	23	-4%	23	0%
Housebreak	7	8	14%		69	75	9%	62	21%
<b>Larceny</b>	<b>195</b>	<b>217</b>	<b>11%</b>		<b>900</b>	<b>963</b>	<b>7%</b>	<b>779</b>	<b>24%</b>
Larceny (Misc)	8	14	75%		28	41	46%	23	78%
Larceny from Building	16	21	31%		81	89	10%	77	16%
Larceny from MV	15	18	20%		153	103	-33%	159	-35%
Larceny from Person	4	7	75%		37	34	-8%	41	-17%
Larceny from Residence	25	35	40%		160	170	6%	148	15%
Larceny of Bicycle	50	49	-2%		203	155	-24%	173	-10%
Larceny of Plate	3	2	-33%		20	13	-35%	12	8%
Larceny of Services	2	2	0%		13	7	-46%	8	-13%
Shoplifting	72	69	-4%		205	351	71%	138	154%
<b>Auto Theft</b>	<b>12</b>	<b>12</b>	<b>0%</b>		<b>52</b>	<b>49</b>	<b>-6%</b>	<b>44</b>	<b>11%</b>
<b>Total Property Crime</b>	<b>224</b>	<b>242</b>	<b>8%</b>		<b>1045</b>	<b>1110</b>	<b>6%</b>	<b>908</b>	<b>22%</b>



# Part I Violent Crime

From January 1<sup>st</sup> to June 3<sup>rd</sup> of 2024, there were 143 violent crimes recorded in Cambridge, 56 incidents (-28%) below last year's total of 199 incidents for the first five months and six incidents (-4%) below the 149 crimes forecasted through June 3<sup>rd</sup>.

There have been 12 rapes reported in Cambridge through May of 2024, which is down nine incidents from 2023. The 12 rapes thus far in 2024 have been categorized as four acquaintance assaults, four contact rapes, one domestic assault, and three blitz incidents.

The trend observed during the past couple years of a high percentage of aggravated assaults and street robberies occurring in Central Square and on peripheral side streets has slowly begun to re-emerge in the past few months, after a lull in activity in that area during the first two months of 2024. So far, five months into the year, 30 (or 32%) of the 95 aggravated assaults and 15 (or 52%) of the 29 street robberies have been reported in the Central Square area.

Shortly after midnight on November 23, 2023, officers responded to the area of 10 Magazine Street in Central Square. Two individuals with gunshot wounds were located and transported to a Boston hospital. One victim, 27-year-old Danasia Greene of Cambridge, was pronounced deceased at the hospital. The second victim, a 26-year-old male from Boston, was treated for non-life-threatening injuries. This incident marked the first homicide reported in Cambridge in over two years and the only homicide reported in the City in 2023. It remains under investigation at this time.

	4 Week Snapshot			Year to Date			Five Year	
	4/9/24 - 5/6/24	5/7/24 - 6/3/24	Change	2023	2024	Change	Avg	Change
Homicide	0	0	IN-CALC	0	0	IN-CALC	0	IN-CALC
Rape	2	2	0%	21	12	-43%	15	-20%
Robbery	8	8	0%	52	36	-31%	38	-5%
Commercial Robbery	1	1	0%	19	7	-63%	11	-36%
Street Robbery	7	7	0%	33	29	-12%	27	7%
Aggravated Assault	29	19	-34%	126	95	-25%	96	-1%
Total Violent Crime	39	29	-26%	199	143	-28%	149	-4%



# MURDER

No Patterns

- No murders have been reported in Cambridge in 2024 through June 3rd.
- Shortly after midnight on November 23, 2023, officers responded to the area of 10 Magazine Street in Central Square. Two individuals with gunshot wounds were located and transported to a Boston hospital. One victim, 27-year-old Danasia Greene of Cambridge, was pronounced deceased at the hospital. The second victim, a 26-year-old male from Boston, was treated for non-life-threatening injuries. This incident marked the first homicide reported in Cambridge in over two years and was the only homicide reported in the City in 2023.\* It remains under active investigation at this time.
- There were no murders recorded in Cambridge in all of 2022. This has happened only three other times in the past 20 years—in 2004, 2007, and 2010.
- In the last reported homicide in Cambridge prior to the November 2023 incident, on Saturday 3/27/21, there was a fatal shooting that occurred at approximately 12:40 a.m. on Pemberton Street. The victim was reportedly located unconscious outside his vehicle by a passerby who called 911. The victim was transported to Mount Auburn Hospital where he later died. The victim has been identified as Xavier Louis-Jacques, 19, of Cambridge. The investigation is ongoing.

Please note: The 2023 figure excludes the fatal Cambridge Police officer-involved shooting of Sayed Faisal on January 4, 2023.

## Percent Change\*

Last 4 Weeks

Previous Year

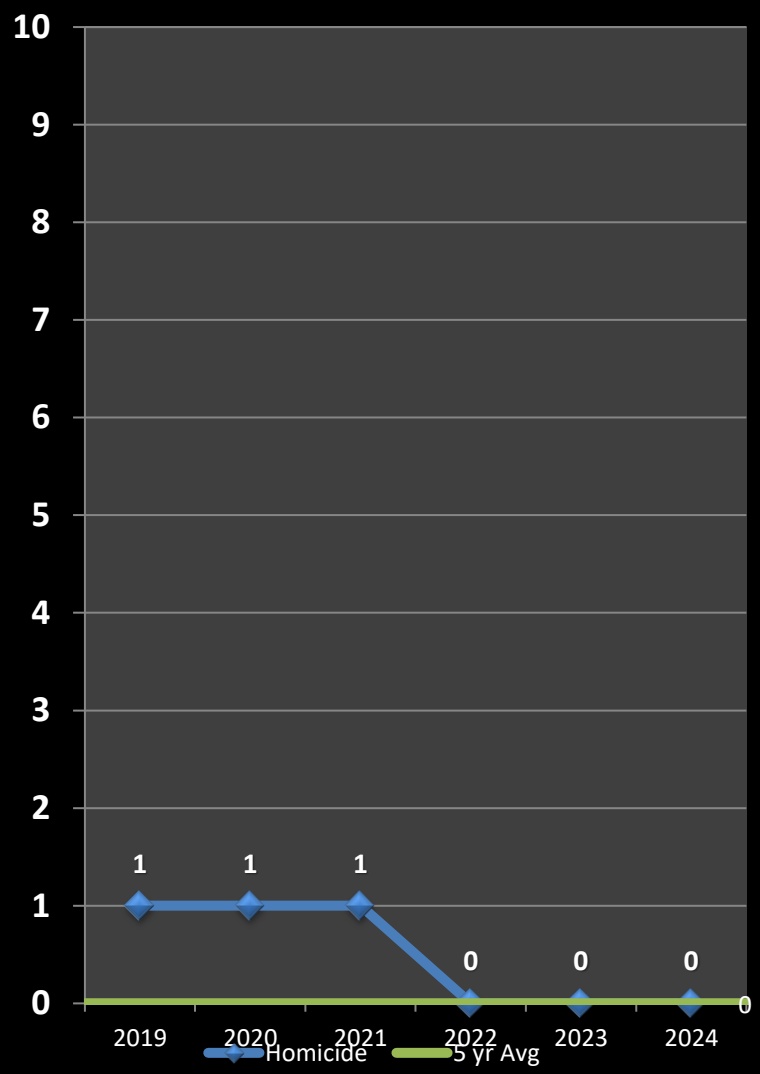
5-Year Average

0%

0%

0%

\*IN -CALC: Percentages are not calculated for numbers so small as to present a statistically misleading percentage.







# RAPE

*No Patterns*

- There have been 12 rapes reported in Cambridge through the first five months of 2024. This is down nine incidents (-43%) from the 21 rapes reported during the same time frame in 2023.
- The 12 rapes reported thus far in 2024 have been categorized as four acquaintance assaults, four contact rapes, one domestic assault, and three blitz incidents.
- On Friday, May 17, 2024, at approximately 9:18pm, police responded to the Cambridgepark Drive area for an assault in progress. The victim told officers the assailant was a masked man with a knife. Detectives processed a crime scene in a restroom of a commercial building and are working with Massachusetts State Police and the Middlesex District Attorney's Office. The investigation is ongoing.
- The total number of reported rapes tends to fluctuate from year to year, but the number of stranger-to-stranger rapes reported each year in Cambridge—typically between one and ten—remains extremely low.

## Percent Change\*

Last 4 Weeks

**0%**

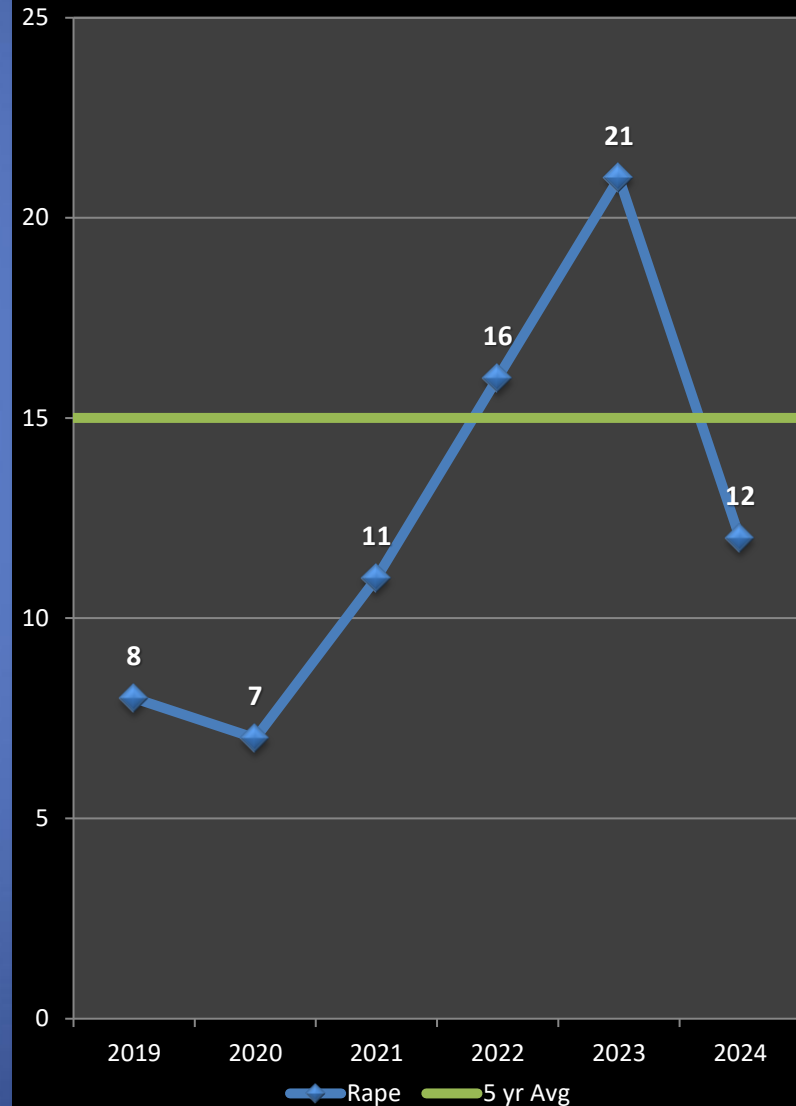
Previous Year

**-43%**

5-Year Average

**-20%**

\*IN -CAL: Percentages are not calculated for numbers so small as to present a statistically misleading percentage.





# AGGRAVATED ASSAULT

*No Patterns*

- The total of 95 aggravated assaults reported through June 3, 2024, is 31 crimes (-25%) below the first five months of 2023, and one incident (-1%) below the five-year average of 96 crimes. May saw a decrease of 34% below April, with 10 fewer incidents reported in the past four weeks.
- The 95 aggravated assaults reported so far in 2024 have been comprised of the following classifications: 22 domestic altercations; 19 unprovoked scenarios; 13 acquaintance assaults; 11 juvenile-related assaults; six psychotic episodes; four each of assaults on police, workplace incidents and incidents between unhoused individuals; three each of the following: shop owner/patron assaults, traffic/parking related assaults, and affray/brawls; two landlord/neighbor assaults; and one bar/alcohol-related incident.
- The trend observed during the past couple years of a high percentage of aggravated assaults occurring in Central Sq and on peripheral side streets has slowly begun to resurface in just the last few months in 2024, but incidents are still generally spread across the city. Thirty of the aggravated assaults (or 32%) year-to-date were reported in Central Sq.
- There have been four confirmed shots fired incidents in Cambridge through June 3, 2024. The first three resulted in no injuries, while the most recent shooting on May 28<sup>th</sup> resulted in non-fatal injuries to two victims at Donnelly Field. Through the same time period in 2023, there was one non-fatal shooting with two victims and one shots fired incident with no injuries.

## Percent Change

Last 4 Weeks

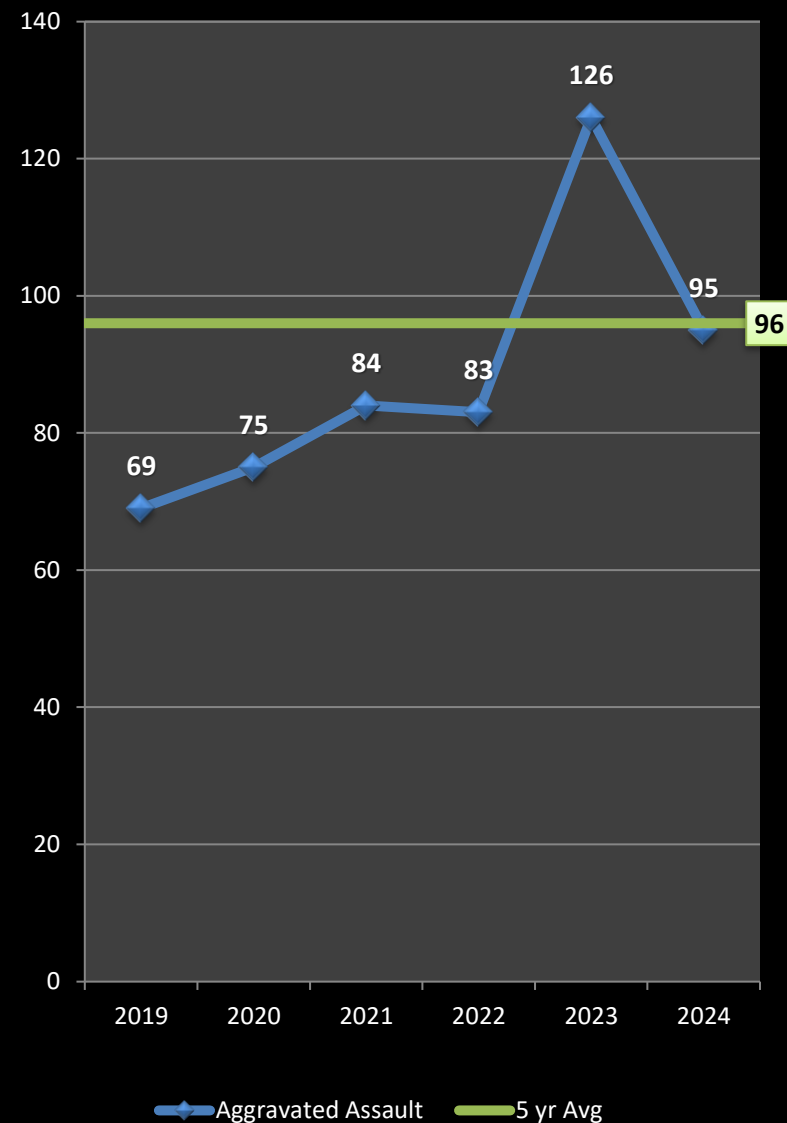
**-34%**

Previous Year

**-25%**

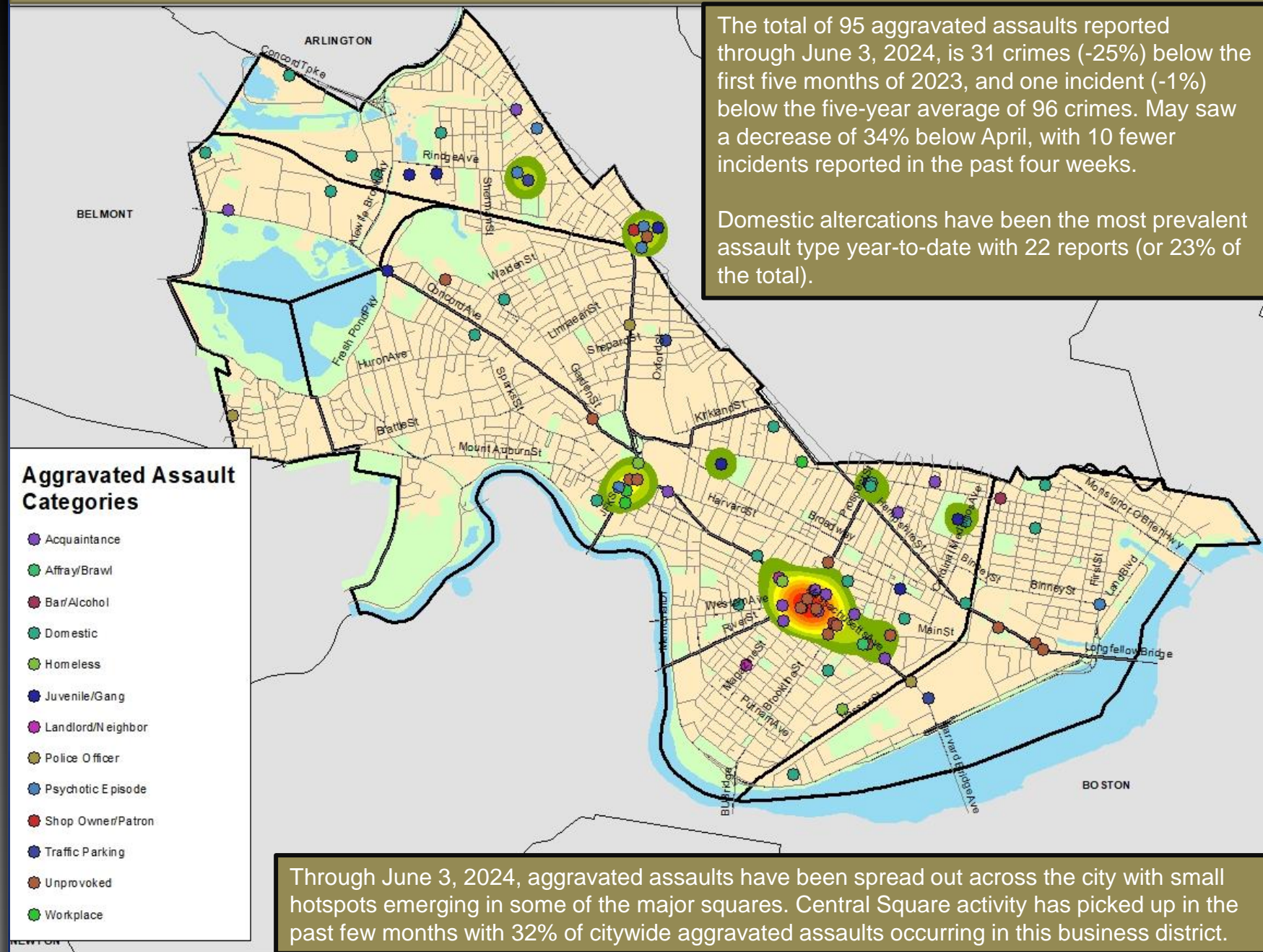
5-Year Average

**-1%**





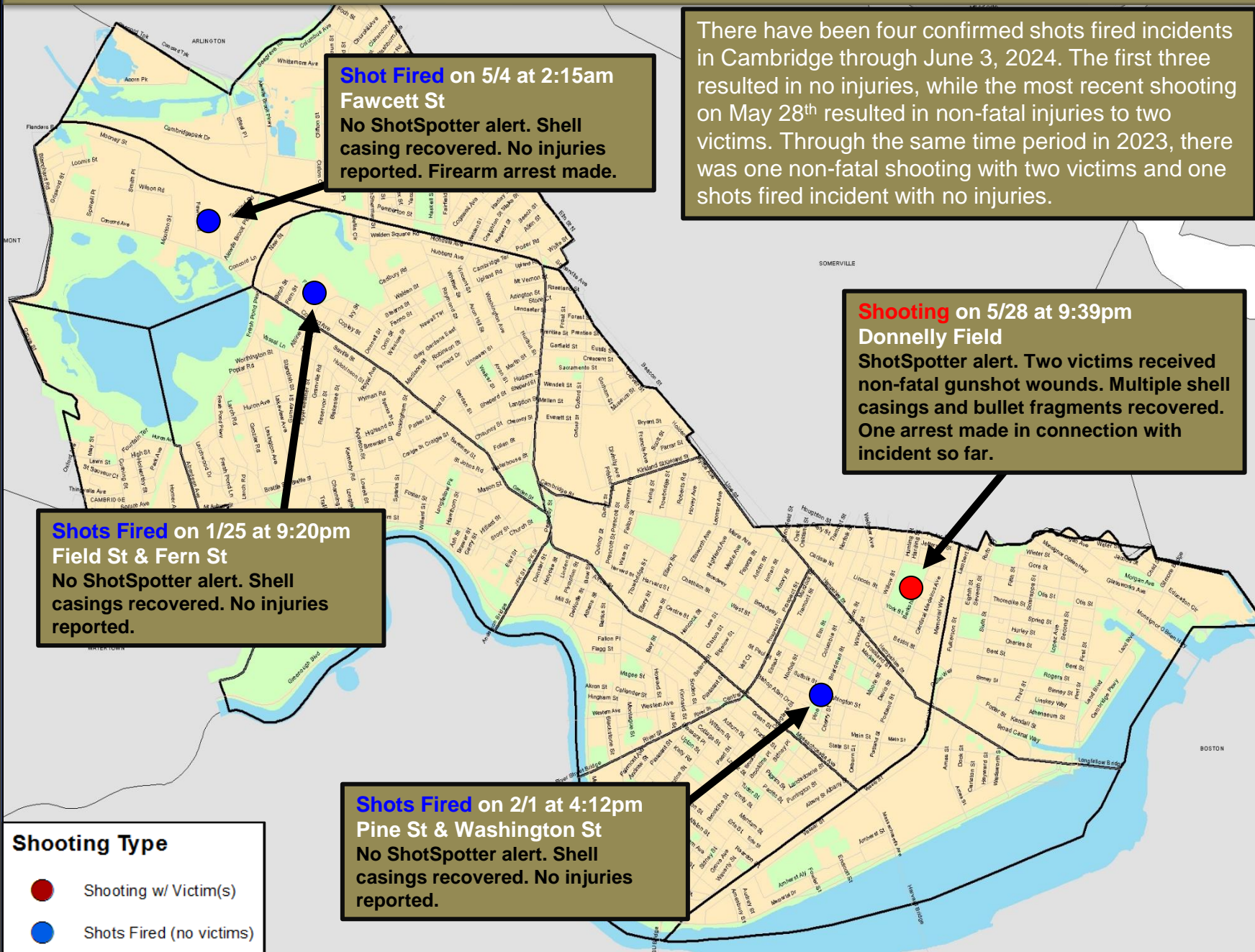
# Geographic Breakdown of Aggravated Assaults: 1.1.24 – 6.3.24







# Confirmed Shots Fired and Shootings in Cambridge: 1.1.24 – 6.3.24





# Robbery

*No Patterns*

- The five-year average for overall robbery in Cambridge for the first five months of the year is 38 incidents. Through June 3<sup>rd</sup> of 2024, 36 robberies were recorded, which translates to a 5% decrease below the projected total and a 31% decline below the 52 robberies counted for the first five months of 2023.
- There have been seven commercial robberies reported year-to-date in 2024. This total is down 12 incidents (-63%) from the 19 robberies reported through June 3 in 2023 and is down four incidents (-36%) from the five-year average of 11. All seven robberies reported year-to-date have been unrelated, but six of the seven did involve shoplifting incidents across the city that escalated into robberies.
- Street robberies year-to-date in 2024 are down four incidents (-12%) from the 33 reported through this time in 2023 and up two incidents (7%) over the five-year average of 27. Two incidents citywide so far in 2024 have resulted in an arrest, and suspects have been identified in at least eight others.
- Aside from two domestic incidents, none of the 29 street robberies reported so far in 2024 are known to be related, but multiple incidents in both the Central Square and Harvard Square areas have involved unhoused individuals as victims and/or suspects. There were also three reports of robberies involving juvenile suspects in May, but they are not believed to be related either.
- After seeing a relatively quiet start to the year in Central Square, robbery activity began to pick up in this area in March. Six of the nine robberies reported since May 1 have taken place in Central Square, bringing the total reported in and around the Square to-date to 15, which is 52% of the 29 street robberies reported citywide. This is similar to a trend seen in this area that began in 2021 and continued throughout all of 2022 and much of 2023.

## Percent Change

Last 4 Weeks

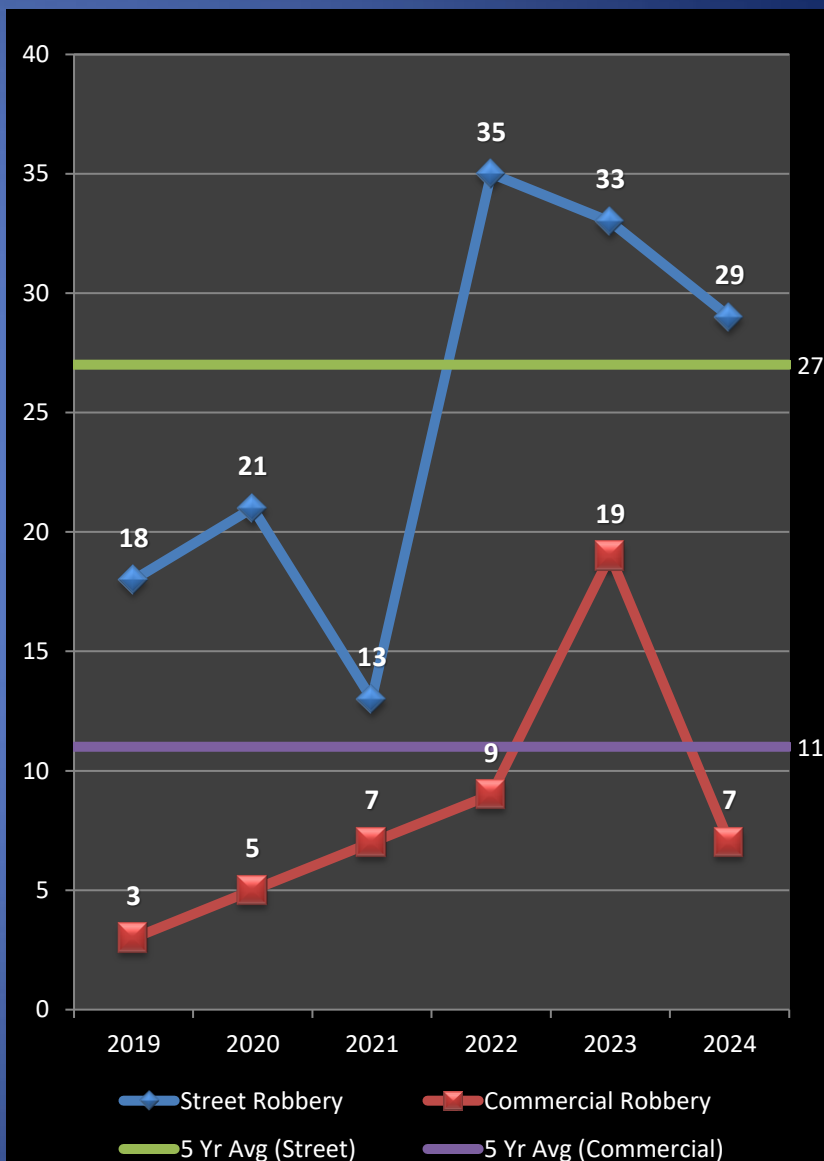
0%

Previous Year

-31%

5-Year Average

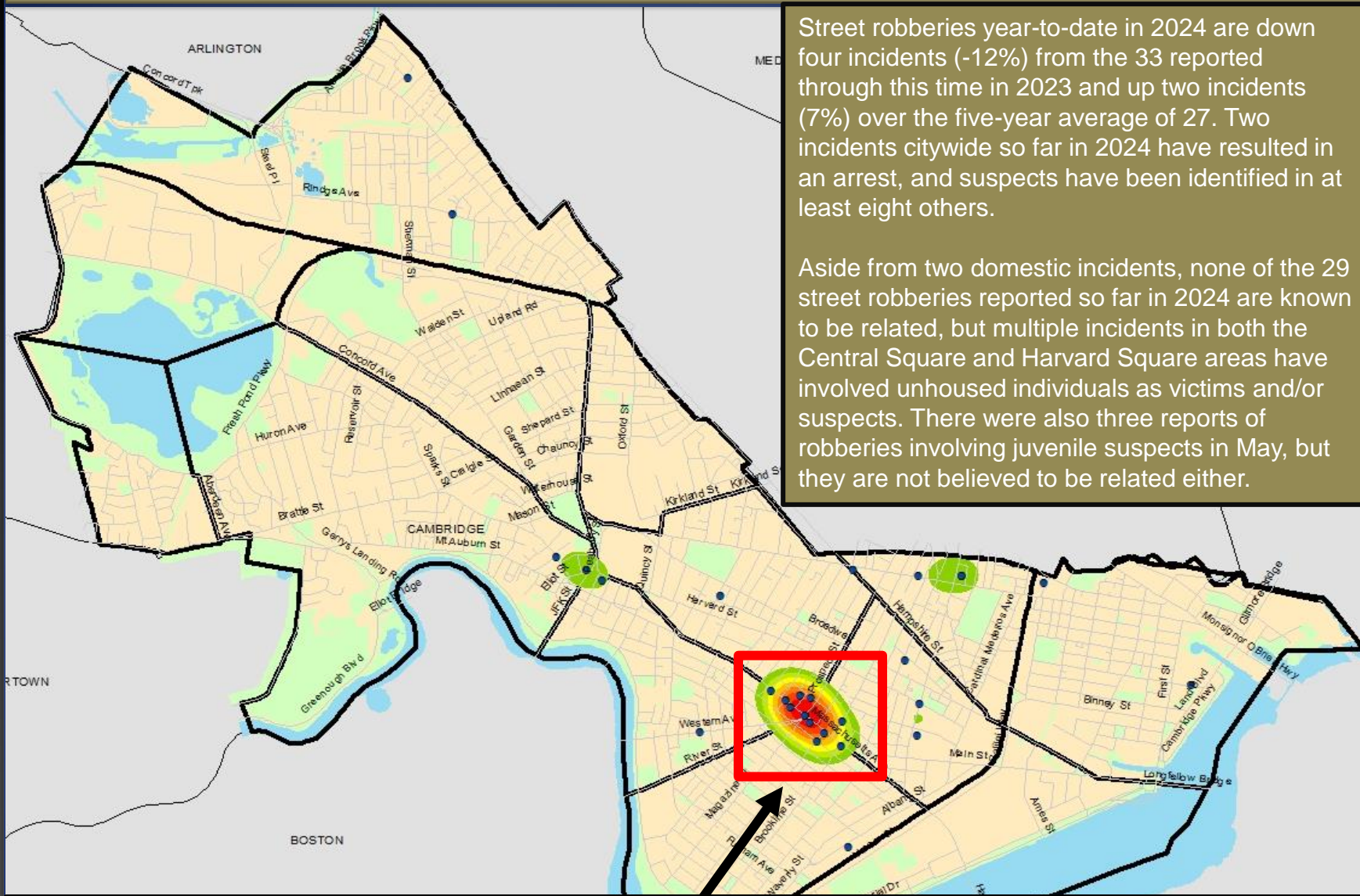
-5%







## Geographic Breakdown of Street Robberies: 1.1.24 – 6.3.24



Street robberies year-to-date in 2024 are down four incidents (-12%) from the 33 reported through this time in 2023 and up two incidents (7%) over the five-year average of 27. Two incidents citywide so far in 2024 have resulted in an arrest, and suspects have been identified in at least eight others.

Aside from two domestic incidents, none of the 29 street robberies reported so far in 2024 are known to be related, but multiple incidents in both the Central Square and Harvard Square areas have involved unhoused individuals as victims and/or suspects. There were also three reports of robberies involving juvenile suspects in May, but they are not believed to be related either.

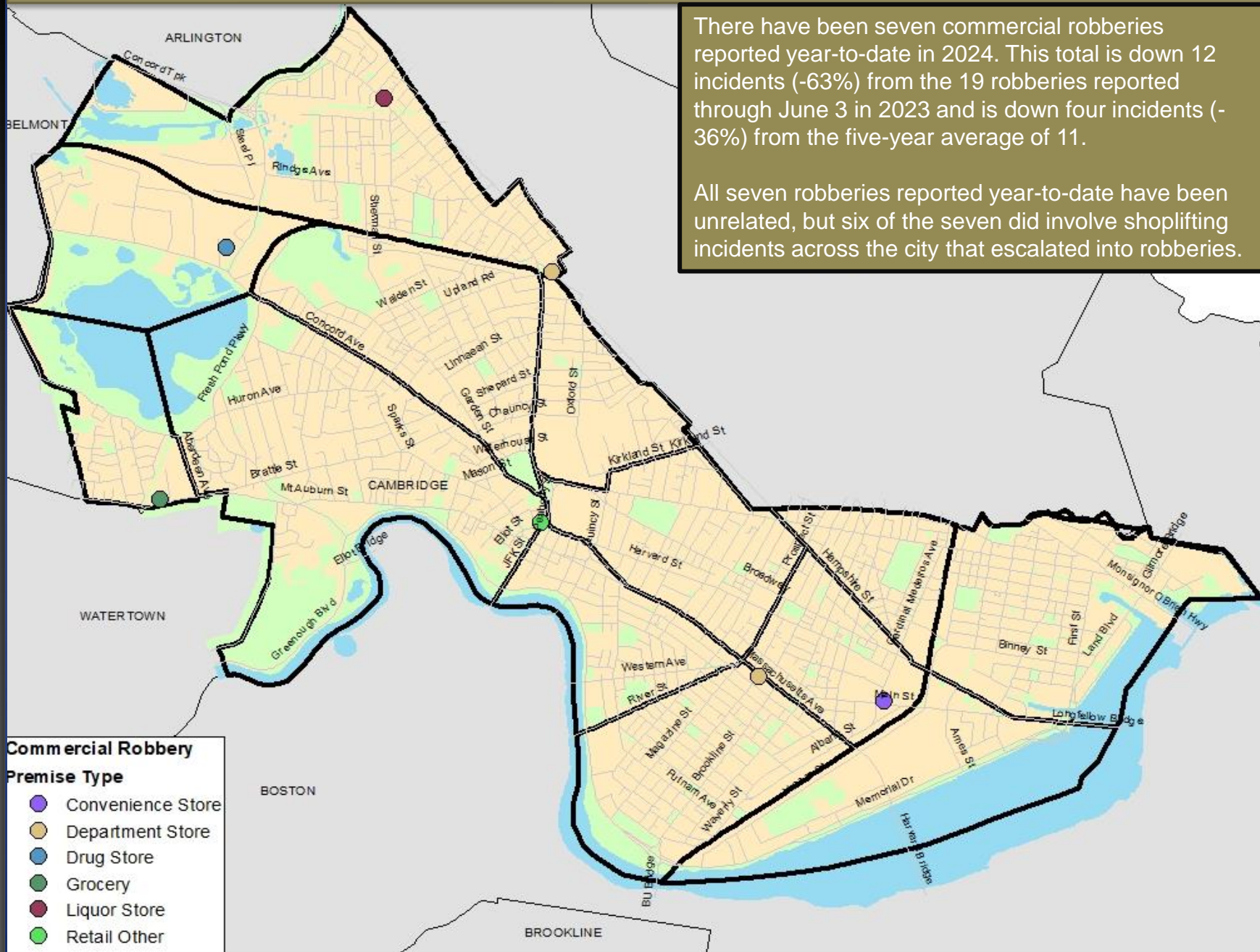
After seeing a relatively quiet start to the year in Central Square, robbery activity began to pick up in this area in March. Six of the nine robberies reported since May 1 have taken place in Central Square, bringing the total reported in and around the Square this year to 15, which is 52% of the 29 street robberies reported year-to-date citywide. This is similar to a trend seen in this area that began in 2021 and continued throughout all of 2022 and much of 2023.



## Geographic Breakdown of Commercial Robberies: 1.1.24 – 6.3.24

There have been seven commercial robberies reported year-to-date in 2024. This total is down 12 incidents (-63%) from the 19 robberies reported through June 3 in 2023 and is down four incidents (-36%) from the five-year average of 11.

All seven robberies reported year-to-date have been unrelated, but six of the seven did involve shoplifting incidents across the city that escalated into robberies.







# Burglary

## Sporadic Pattern

- The property index crime of burglary, the combination of residential and commercial breaks, has recorded an increase of 5% through June 3<sup>rd</sup> of 2024 when compared to the 93 reported through the same time in 2023. The total of 98 incidents reported year-to-date is also up 15% when compared with the five-year average of 85.
- The increase this year is due to a 9% rise in housebreaks thus far in 2024, with incidents rising from 69 breaks during the first five months of 2023 to 75 this year. However, this activity has dropped off each month, from the peak of 27 in January down to 19 in February, 13 in March, 8 in April, 7 in May, and 1 during the first few days of June. We continue to monitor a sporadic series of housebreaks that has been occurring mostly along the neighborhoods that border Somerville, but it appears that this activity has slowed considerably.
- Conversely, commercial breaks are down by one incident (-4%) this year, dropping from 24 incidents through the first five months of 2023 to 23 year-to-date in 2024. There were two related commercial breaks overnight from 1/24-1/25 in North Cambridge, where two females broke into a Dunkin Donuts and an office. One of the parties was arrested in Boston and has been connected to other regional breaks. There were also two related commercial breaks that occurred overnight from 4/11-4/12 in two neighboring businesses in East Cambridge.
- There has also been a sporadic series of commercial breaks targeting copper at construction sites in North Cambridge this year. One street in this neighborhood has experienced four breaks since January, with the most recent two occurring at the end of May. Two parties have possibly been identified in connection with the two May breaks. It is unknown if the previous incidents are related.

### Percent Change

Last 4 Weeks

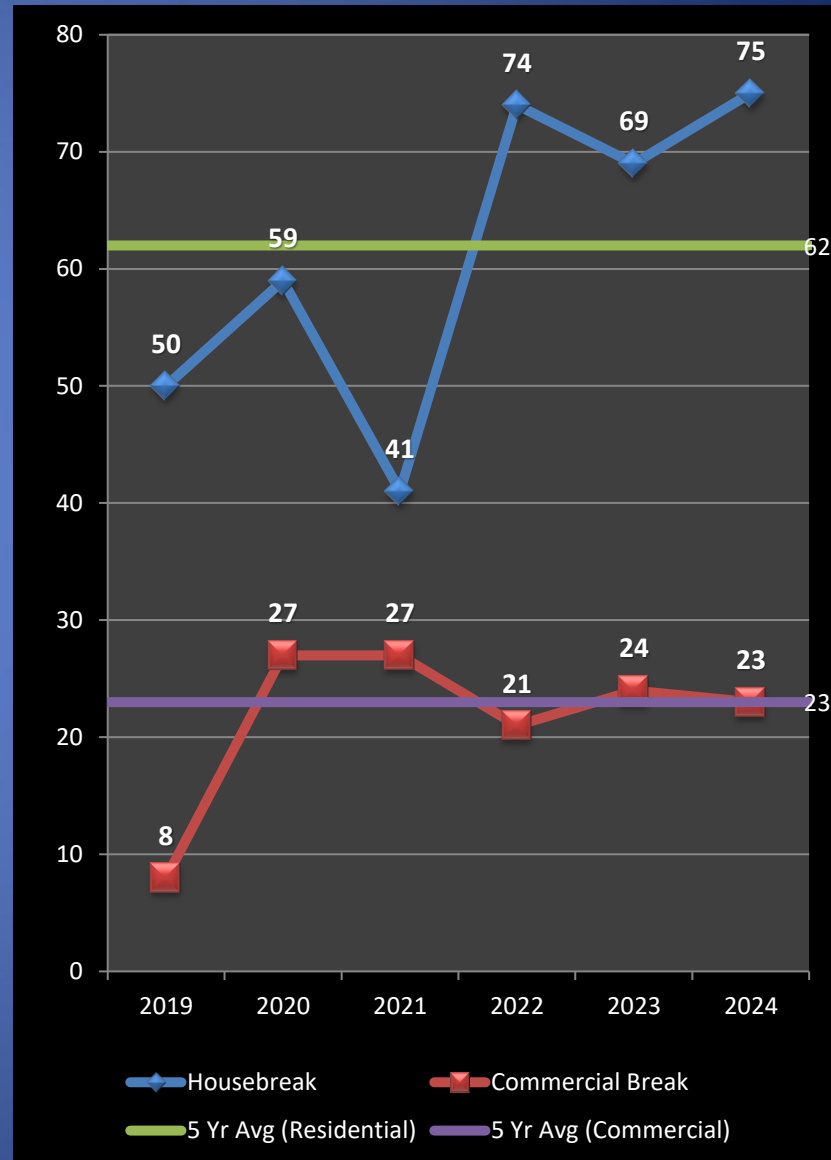
-24%

Previous Year

+5%

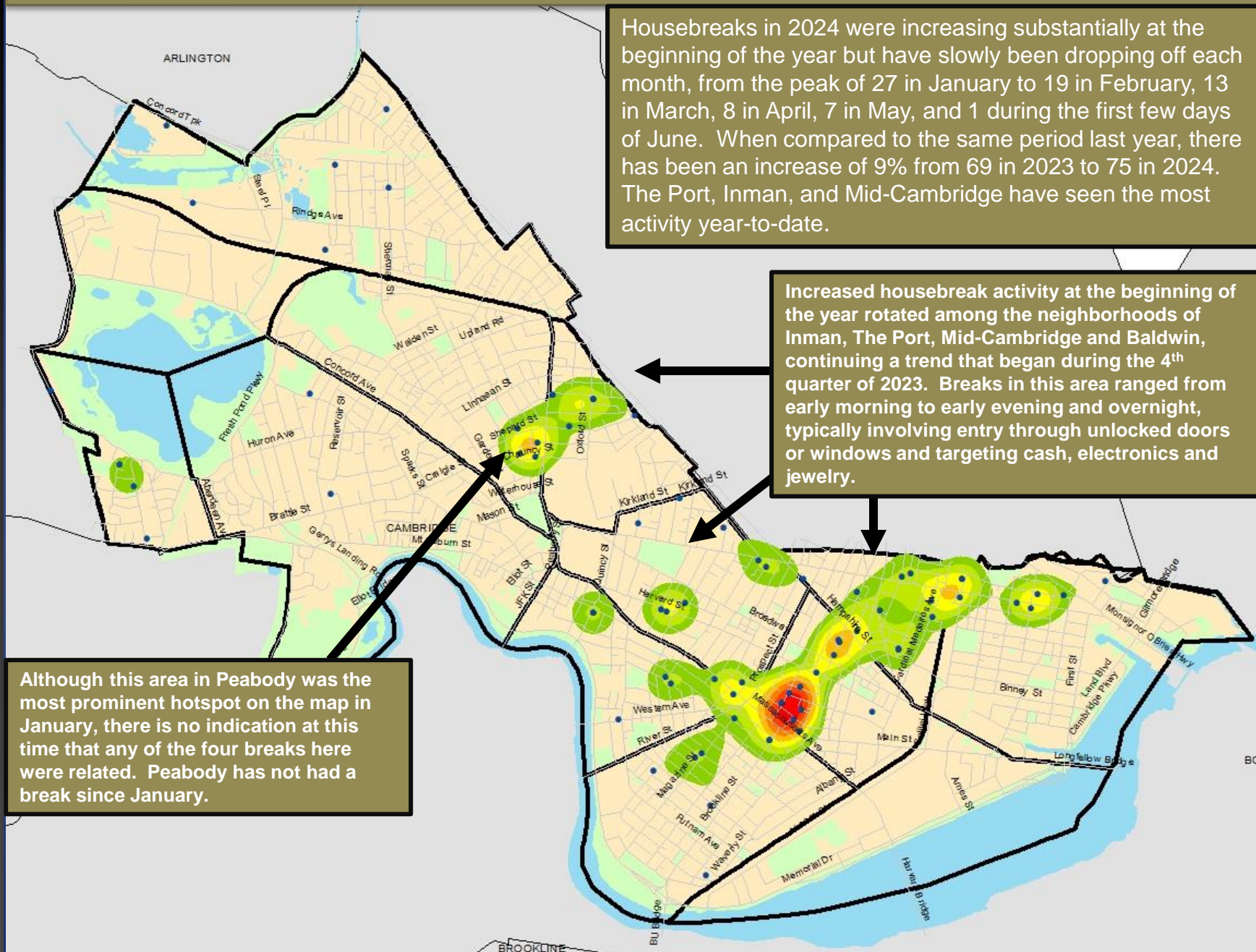
5-Year Average

+15%





# Geographic Breakdown of Housebreaks: 1.1.24 – 6.3.24







# Geographic Breakdown of Commercial Breaks: 1.1.24 – 6.3.24

Four commercial breaks have been reported since January at different construction sites on Whittemore Ave, with varying amounts of copper stolen. Two took place at the end of May.

Commercial breaks are down by one crime (-4%) this year, dropping from 24 incidents through the first five months of 2023 to 23 year-to-date in 2024.

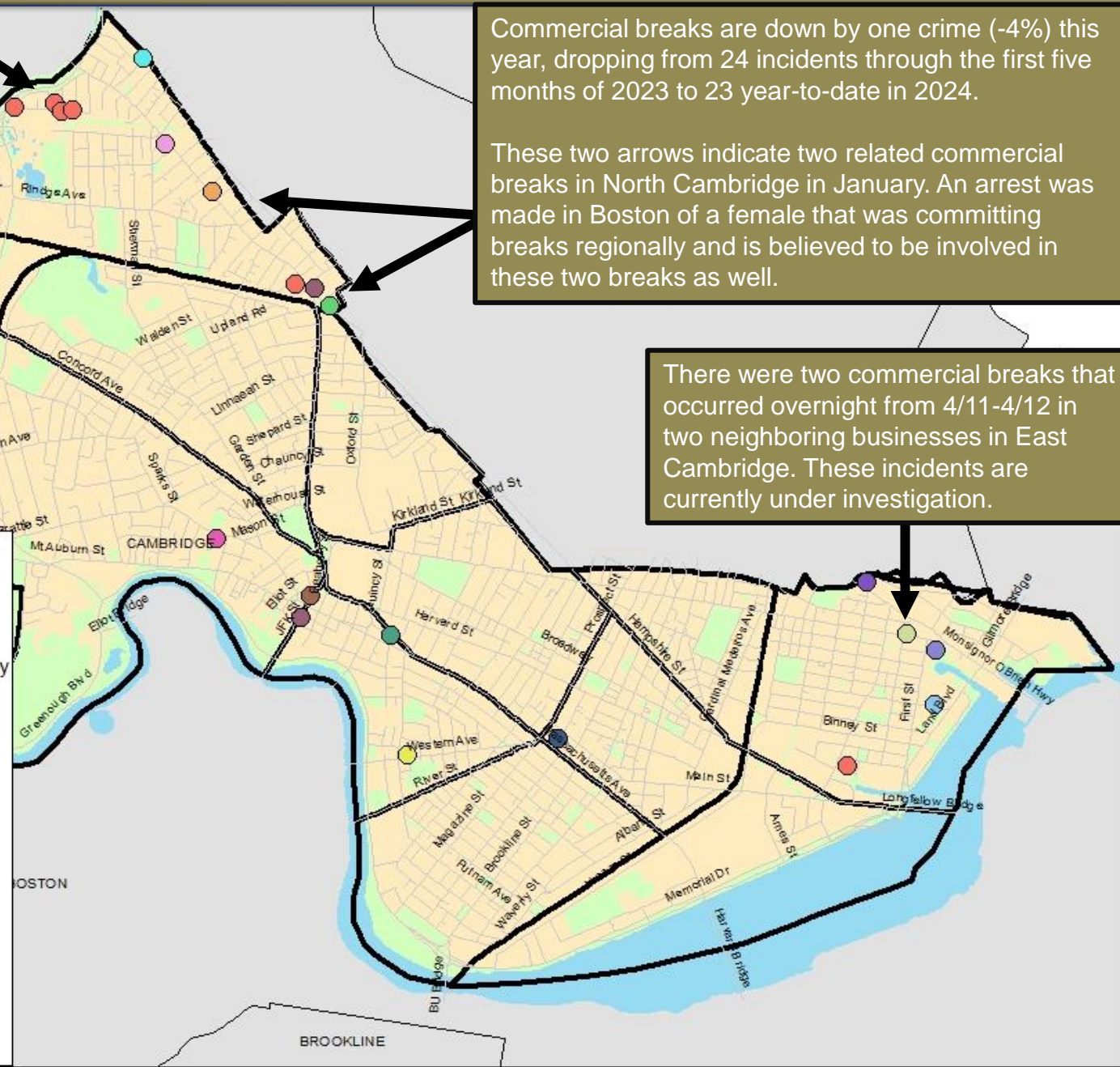
These two arrows indicate two related commercial breaks in North Cambridge in January. An arrest was made in Boston of a female that was committing breaks regionally and is believed to be involved in these two breaks as well.

There were two commercial breaks that occurred overnight from 4/11-4/12 in two neighboring businesses in East Cambridge. These incidents are currently under investigation.

**Commercial Burglary**

**Premise Type**

- ATM
- Apartment
- Art/Photography Gallery
- Café
- Church
- Commercial Building
- Construction Site
- Convenience Store
- Food Court
- Gasoline Station
- Health Club
- Law Office
- Office Supplies
- Restaurant/Bar
- School
- Storage





# LARCENY

*No Patterns*

- Preliminary stats indicate that overall larceny year-to-date in 2024 is registering at 963 incidents, 7% above this time in 2023. The total of 963 larcenies reported in 2024 is also 24% above the 5-year average of 779 incidents.
- The larceny from motor vehicle total through June 3 in 2024 is 103 incidents, 33% below the same time frame in 2023. At least part of the decrease in 2024 compared to last year can be attributed to a drop in catalytic converter thefts during the beginning of the year. Through May in 2023, there had been 21 catalytic converter thefts reported, while so far in 2024, there have been none.
- Through June 3, 2024, there were 34 larcenies from the person reported in Cambridge, down 8% (3 incidents) when compared to the same time period in 2023. Central Square has had the largest number of thefts with 15 incidents so far this year.
- There have been 89 larcenies from buildings reported through June 3, 2024. This total is eight incidents (10%) more than the same time period last year and 12 incidents (16%) more than the five-year average. Despite the slight increase, there are no defined patterns of this crime type in the city at this time.
- Larcenies from residences are up 10 incidents (6%) in 2024 when compared with 2023. Package thefts have made up the majority of this crime type in recent years and registered even higher than average in 2020-2022 due to the increased volume of deliveries during the pandemic. Package thefts have accounted for 114 (or 67%) of the 170 larcenies from residences thus far in 2024.
- There have been 155 larcenies of bicycles reported through June 3 in 2024. This total is 48 incidents (24%) below the total through May of 2023 and 18 incidents (10%) below the five-year average of 173. The top neighborhoods for bike thefts so far this year have been The Port with 35 followed by Mid-Cambridge with 19.

## Percent Change

Last 4 Weeks

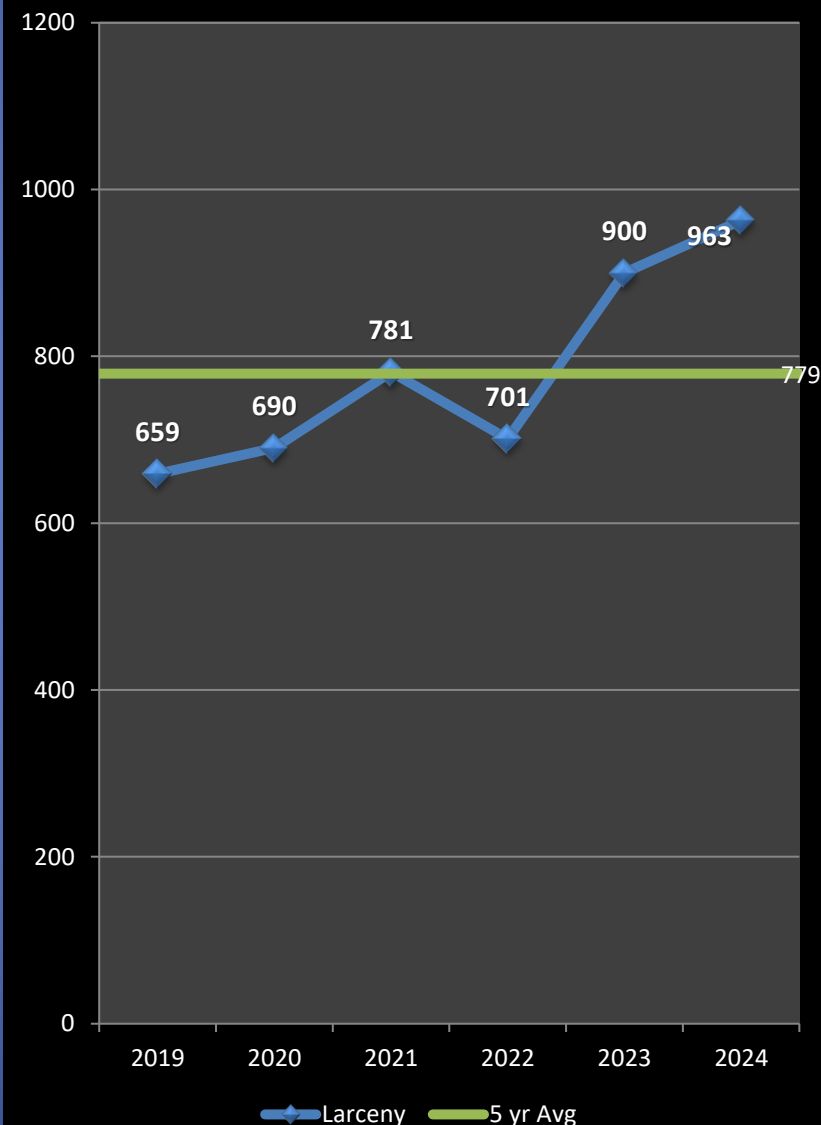
**+11%**

Previous Year

**+7%**

5-Year Average

**+24%**







# LARCENY From MV

*No Patterns*

- The larceny from motor vehicle total for the first five months of 2024 is 103 incidents, which is 33% (50 incidents) below the total for the same time period in 2023. The 103 thefts from cars reported through June 3<sup>rd</sup> also indicates a decrease of 56 incidents (-35%) below the 159 car breaks forecasted for the first five months of the year.
- The neighborhoods with the highest larceny from motor vehicle totals through May of 2024 are: Inman/Harrington (19), Cambridgeport (17), The Port (15) and Riverside (11).
- Comparing the last four weeks (May) to the previous four (April), there was a 20% increase in larcenies from motor vehicles, with three more incidents reported.
- Of the 103 incidents reported thus far in 2024, 51 (50%) were entered via unknown means and 41 vehicles (40%) were left unlocked at the time of the theft.
- A Somerville man was arrested on 4/8 and is believed to be responsible for numerous larcenies from motor vehicles in the Mid-Cambridge area. The same Somerville man was arrested on 5/30 in Somerville and once again is believed to be responsible for a number of car breaks in the Cambridgeport area around the time of his arrest.

## Percent Change

Last 4 Weeks

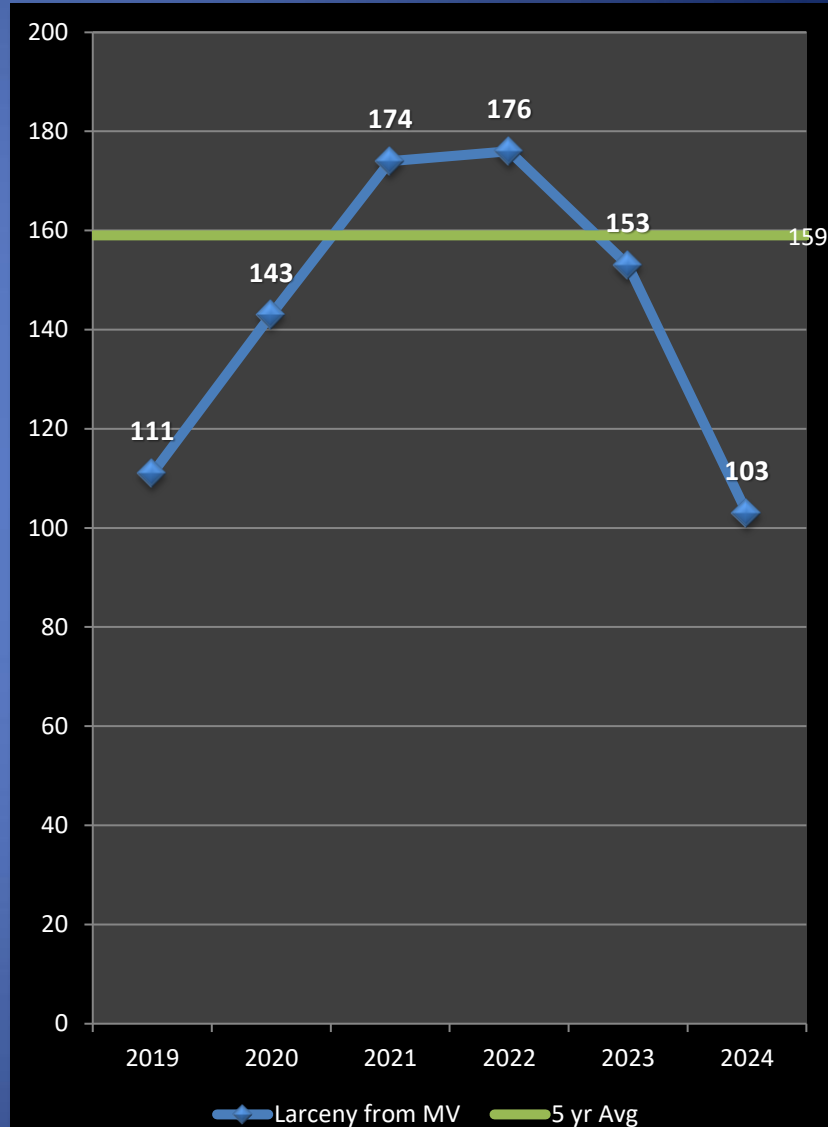
**+20%**

Previous Year

**-33%**

5-Year Average

**-35%**

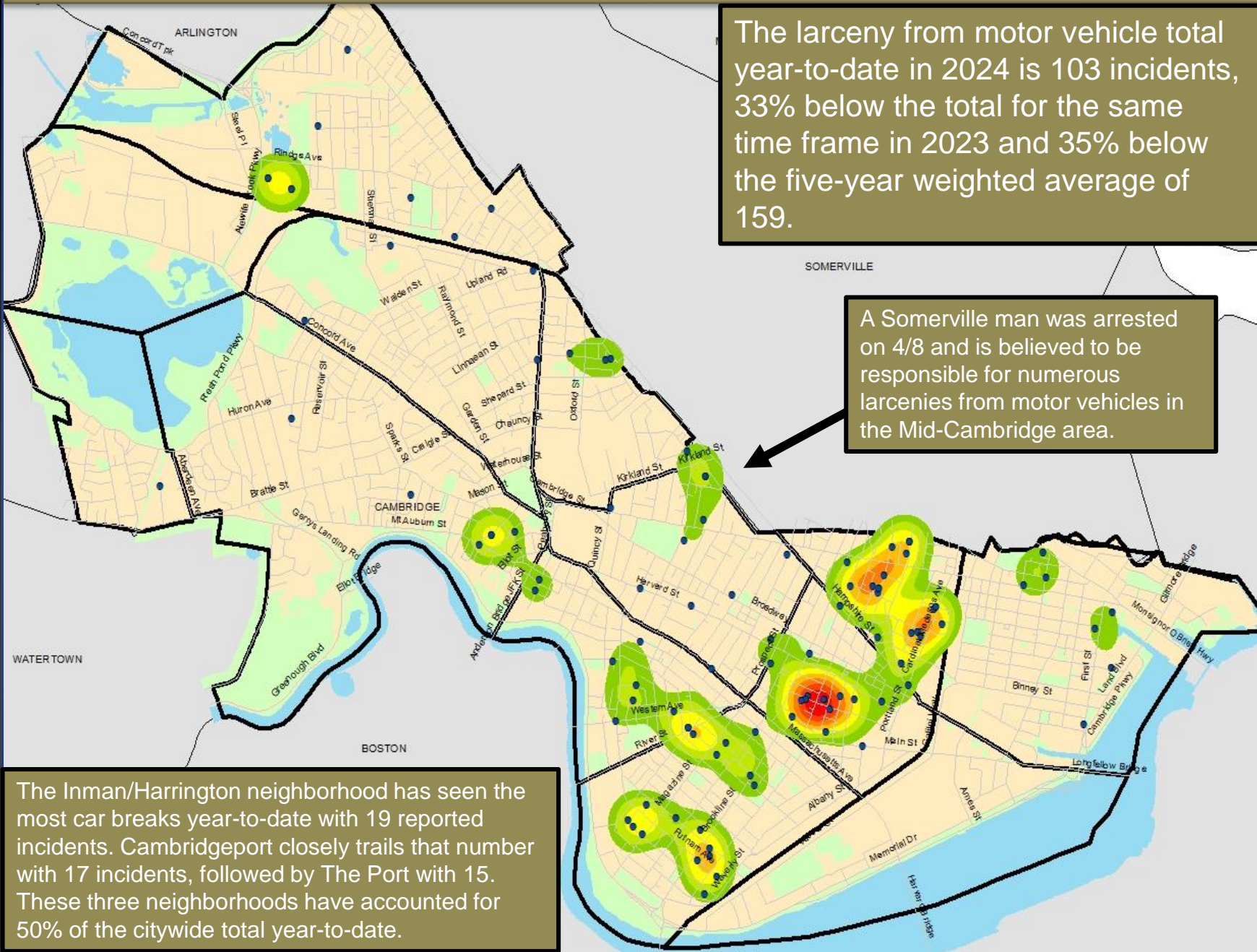




# Geographic Breakdown of Larceny from Motor Vehicles: 1.1.24 – 6.3.24

The larceny from motor vehicle total year-to-date in 2024 is 103 incidents, 33% below the total for the same time frame in 2023 and 35% below the five-year weighted average of 159.

A Somerville man was arrested on 4/8 and is believed to be responsible for numerous larcenies from motor vehicles in the Mid-Cambridge area.



The Inman/Harrington neighborhood has seen the most car breaks year-to-date with 19 reported incidents. Cambridgeport closely trails that number with 17 incidents, followed by The Port with 15. These three neighborhoods have accounted for 50% of the citywide total year-to-date.



# LARCENY from Person

## No Patterns

- Larcenies from the person through June 3, 2024, declined by three incidents (-8%) compared to the same time period in 2023 and was seven incidents (17%) below the five-year average of 41 incidents. Seven thefts were reported in the past four weeks (May), which was three more than the previous four weeks (April).
- 15 of the 34 incidents year-to-date in 2024 took place in Central Square. The other incidents took place throughout the city, with Porter Square and Harvard Square registering the next highest amounts with five thefts each, followed by East Cambridge with three, Inman Square with two, and one each for Bay Square, Cambridgeport/Riverside, Alewife/ West Cambridge, and 1500-1900 Mass Ave.
- In recent years, higher numbers in Central Square have mainly been due to grab-and-run situations. However, only three incidents of this nature have taken place in Central Square year-to-date. Another common situation involves individuals who are unhoused whose property may have been stolen while they were asleep or otherwise distracted; this has accounted for five incidents in this area so far this year. Pocket-picking thefts have also accounted for five incidents in Central Square this year.

### Percent Change

Last 4 Weeks

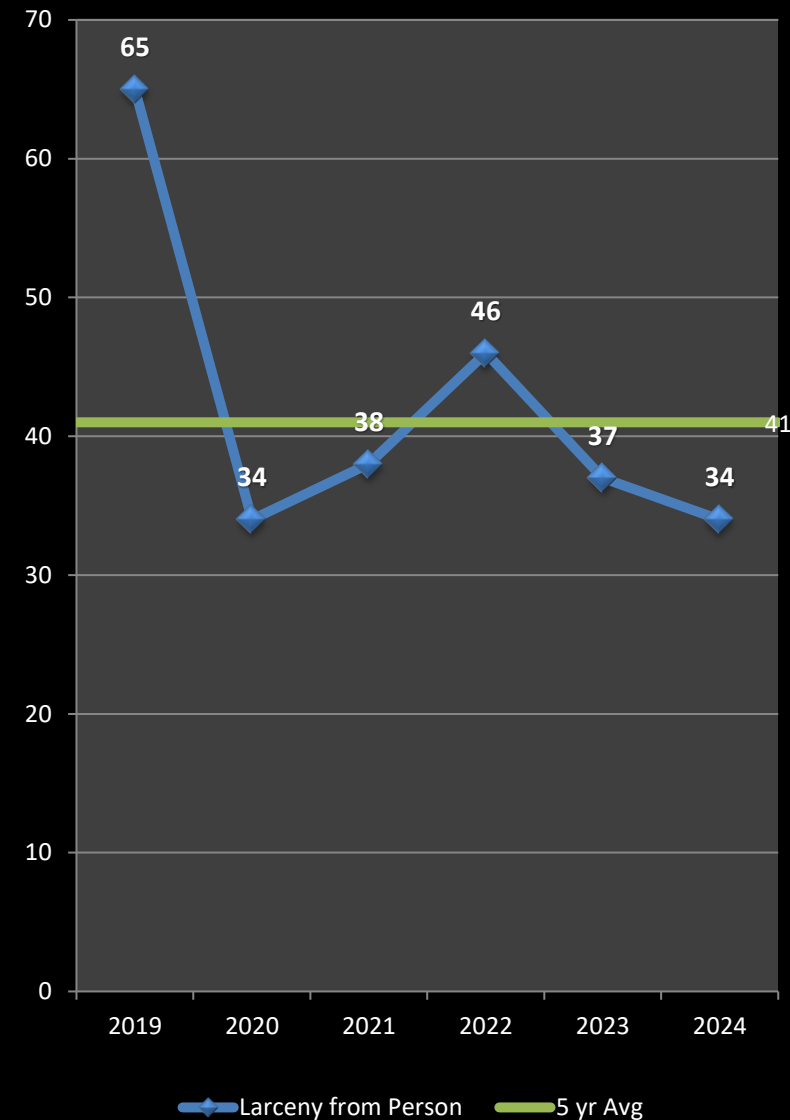
**+75%**

Previous Year

**-8%**

5-Year Average

**-17%**







# LARCENY of Bicycle

## No Patterns

- There have been 155 bicycle thefts reported citywide in the first five months of 2024, down 24% from the 203 reported during the same time period in 2023. Additionally, the 2024 total year-to-date is registering at 10% below the five-year average of 173.
- The most recent four weeks (May) saw a 2% decrease in bike thefts when compared with the previous four weeks (April), with one less theft reported this month. This is an unusual trend, as warmer weather typically leads to increased ridership and more opportunities for theft.
- Of the 155 bike thefts reported in 2024, 127 (82%) were reportedly locked at the time of the theft.

### Top Neighborhoods for Bike Theft in 2024:

Neighborhood	YTD Total	% Citywide
The Port	35	23%
Mid-Cambridge	19	12%
Cambridgeport and Riverside	16 each	10% each
North Cambridge	15	10%

### Percent Change

Last 4 Weeks

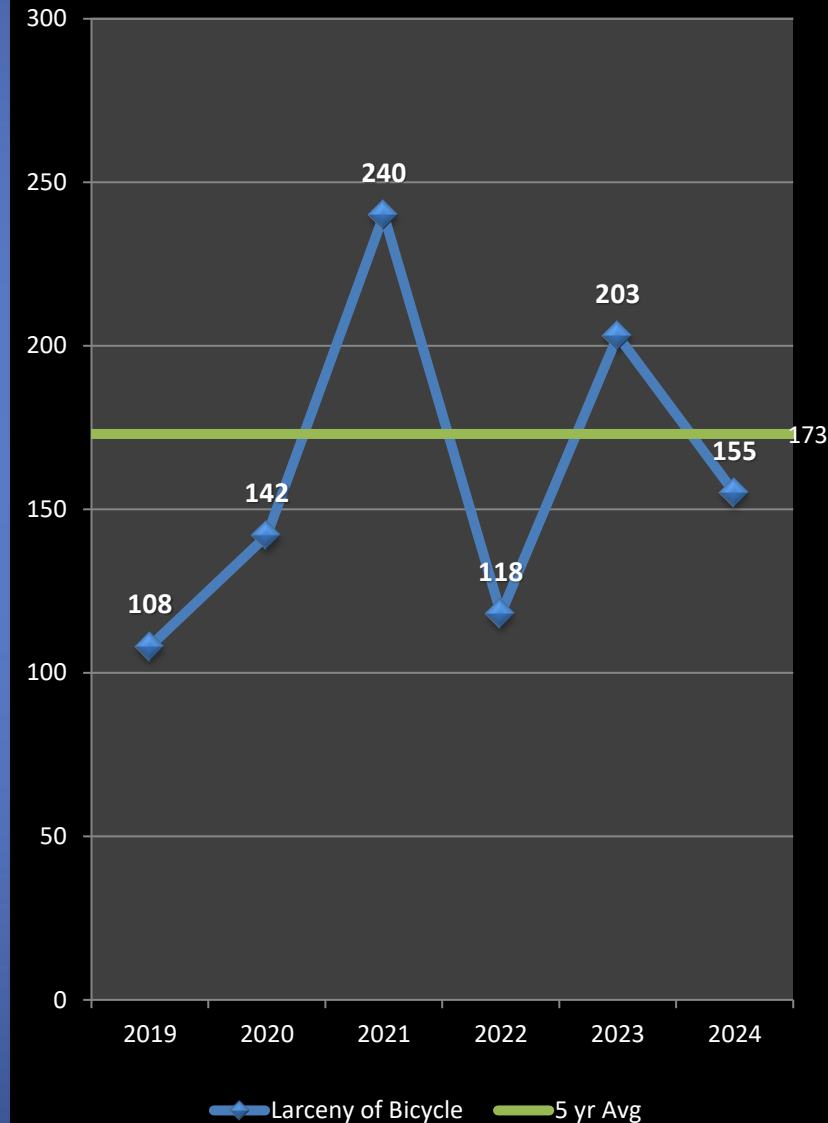
-2%

Previous Year

-24%

5-Year Average

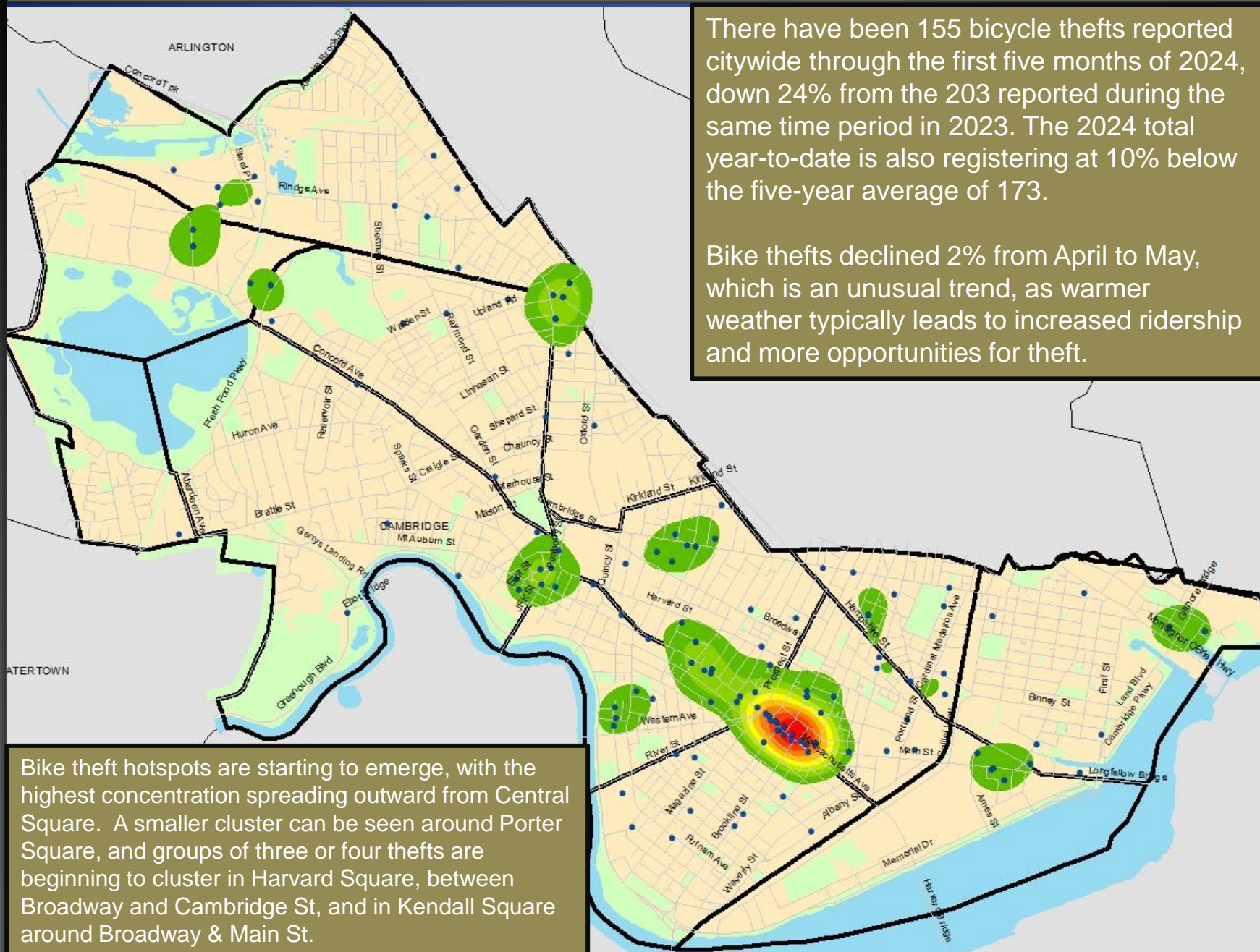
-10%







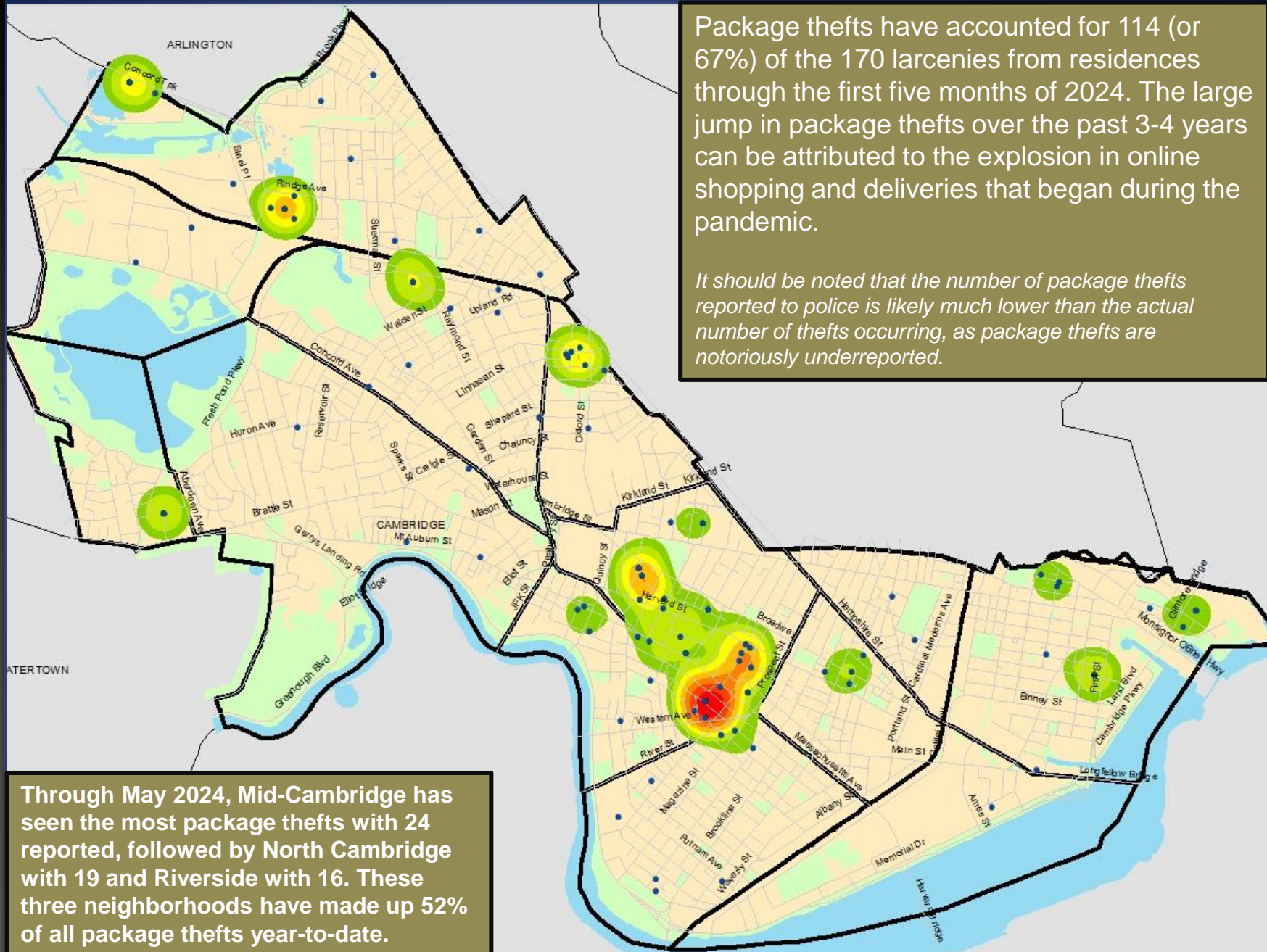
## Geographic Breakdown of Bicycle Thefts: 1.1.24 – 6.3.24





# Cambridge Police BridgeStat

**May  
2024**

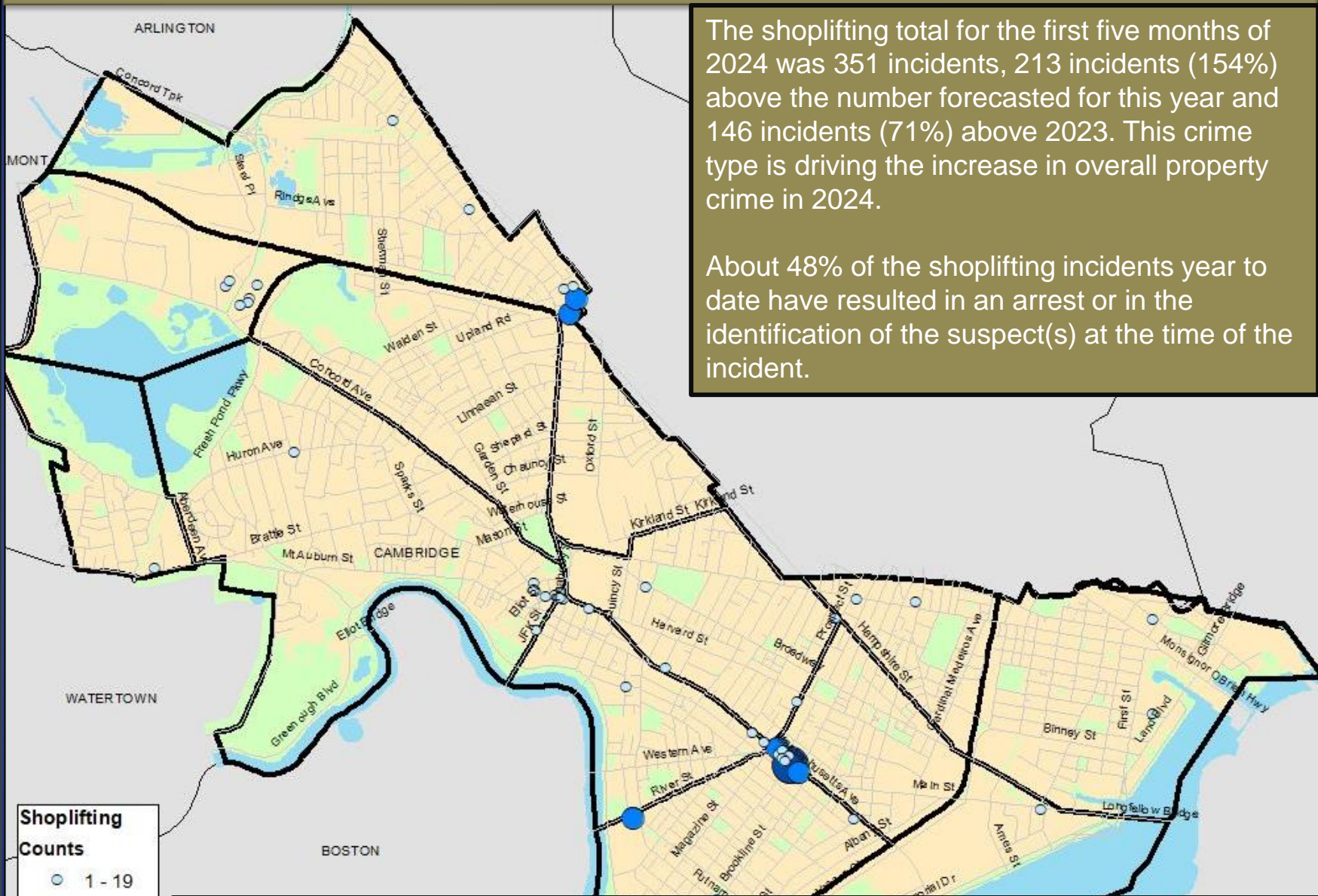


Through May 2024, Mid-Cambridge has seen the most package thefts with 24 reported, followed by North Cambridge with 19 and Riverside with 16. These three neighborhoods have made up 52% of all package thefts year-to-date.





# Geographic Breakdown of Shoplifting: 1.1.24 – 6.3.24



**Shoplifting Counts**

- 1 - 19
- 20 - 40
- 41 - 100

The shoplifting total for the first five months of 2024 was 351 incidents, 213 incidents (154%) above the number forecasted for this year and 146 incidents (71%) above 2023. This crime type is driving the increase in overall property crime in 2024.

About 48% of the shoplifting incidents year to date have resulted in an arrest or in the identification of the suspect(s) at the time of the incident.

Target in Central Sq has reported the most shoplifting incidents so far in 2024 with 100 thefts, followed by the Walgreens in Central Square with 36, the Walgreens on River Street with 35, and the Goodwill in Central Square with 21 thefts year-to-date.



# AUTO THEFT

## No Patterns

- The five-year weighted average for auto thefts through the first five months of 2024 is 44, and with 49 reported so far in 2024, Cambridge has experienced an increase of 11% above the expected total. Conversely, auto thefts are down 6% (three incidents) when compared to the first five months of 2023.
- When comparing the most recent four weeks (May) to the previous four weeks (April), auto thefts are equal with 12 incidents reported in both months.
- The neighborhood breakdown for auto theft totals so far in 2024 is as follows: The Port – 10; East Cambridge – 7; North Cambridge – 7; Peabody – 7; Cambridgeport – 5; Riverside – 4; Mid-Cambridge – 4; Inman/Harrington – 2; West Cambridge – 2; and Strawberry Hill – 1.
- There have been a few thefts reported so far in 2024 where the operator left the vehicle unlocked in order to deliver a package or grab food. When the victim returned, the vehicle was gone.
- 20 of the 49 motor vehicles stolen in 2024 have been recovered to date.

### Percent Change

Last 4 Weeks

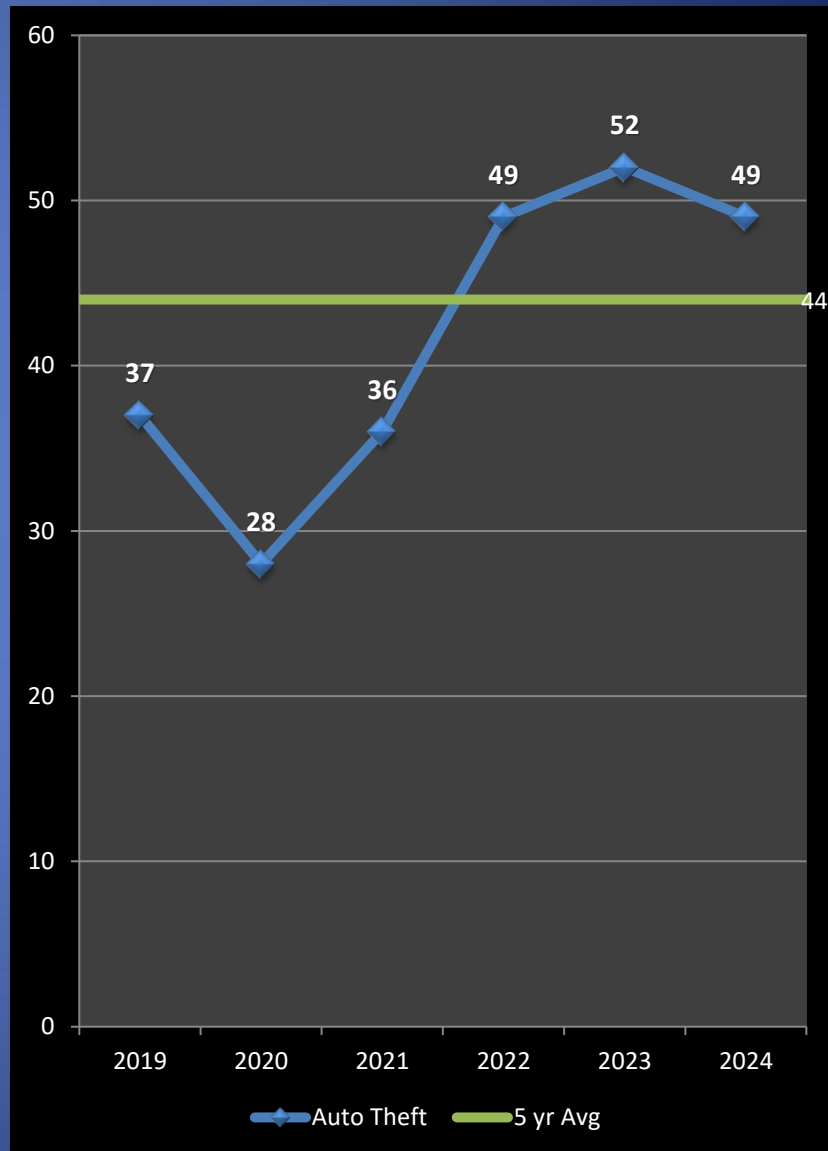
-0%

Previous Year

-6%

5-Year Average

+11%

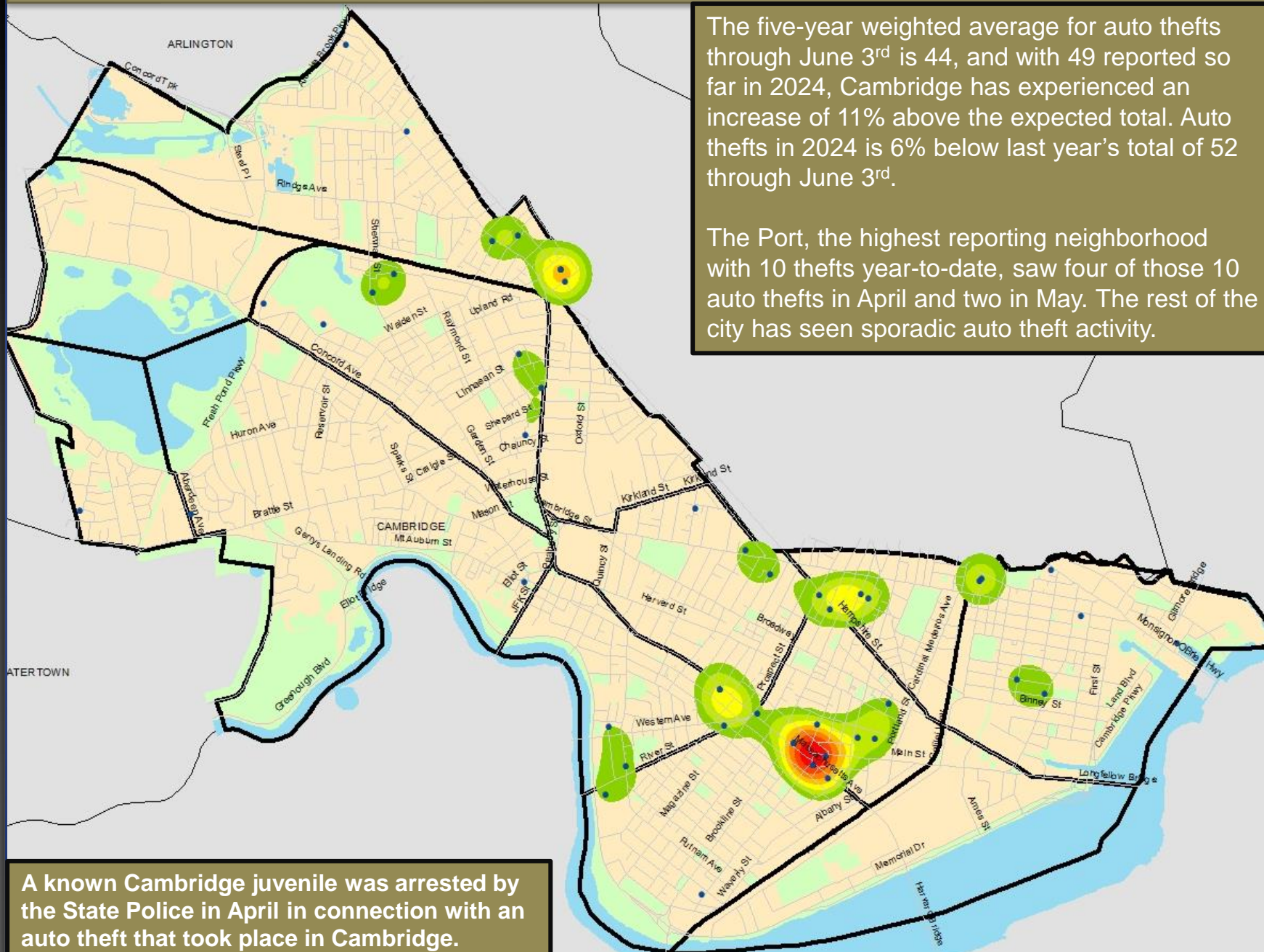






The five-year weighted average for auto thefts through June 3<sup>rd</sup> is 44, and with 49 reported so far in 2024, Cambridge has experienced an increase of 11% above the expected total. Auto thefts in 2024 is 6% below last year's total of 52 through June 3<sup>rd</sup>.

The Port, the highest reporting neighborhood with 10 thefts year-to-date, saw four of those 10 auto thefts in April and two in May. The rest of the city has seen sporadic auto theft activity.



**A known Cambridge juvenile was arrested by the State Police in April in connection with an auto theft that took place in Cambridge.**



# Help Prevent Crime

*And keep yourself informed!*

## To receive information from the CPD:

- Sign up with for the **Cambridge Alert Network**, to receive alerts about emerging crime patterns, neighborhood meetings, and crime prevention tips, by visiting [www.CambridgeMa.gov/AlertNetwork](http://www.CambridgeMa.gov/AlertNetwork).
- “Like” the Cambridge Police Department on Facebook at [www.facebook.com/CambridgePolice](http://www.facebook.com/CambridgePolice)
- Follow [@CambridgePolice](https://twitter.com/CambridgePolice) on Twitter.
- Visit our website at [www.CambridgePolice.org](http://www.CambridgePolice.org) for valuable information and reports including the Daily Log and BridgeStat, which is published on the first Friday of every month.
- Download our “MyPD” smartphone app at [www.CambridgePolice.org/MyPD](http://www.CambridgePolice.org/MyPD).

## To Share Information with the CPD:

- Call our Non-Emergency Telephone Number at **617-349-3300**.
  - Every call for service generates a police response, so help drive our resources by reporting things that seem suspicious or out of the ordinary.
- Send an Anonymous TEXT-A-TIP:
  - Send an ANONYMOUS text message to **Tip411 (847411)**. Begin your message with Tip650 and then type your message. You will receive a response from the Cambridge Police with the option to continue communicating. Please remember that this is not a replacement for 9-1-1. **If you witness an emergency situation, please call 9-1-1 immediately.**
- Send an Anonymous Crime Tip E-Mail at [www.CambridgePolice.org/Tips](http://www.CambridgePolice.org/Tips)